

City of Sherwood, Oregon

Resolution No. 98-781

A RESOLUTION CANVASSING RETURNS OF THE NOVEMBER 3, 1998 GENERAL ELECTION, PROCLAIMING RESULTS AND DIRECTING THE RECORDER TO ENTER ELECTION RESULTS IN THE RECORD.

WHEREAS, there has been duly and regularly certified to the City by the Washington County Clerk, the following returns of the general election held in the City of Sherwood November 3, 1998, for election of Mayor, and two City Council members:

Candidates for Mayor:

|                     |      |
|---------------------|------|
| Clyde List          | 186  |
| Dennis Wayne Newell | 128  |
| Keith Howe          | 716  |
| Walt Hitchcock      | 1781 |

Candidates for four-year Council Term, Two to be Elected

|                  |      |
|------------------|------|
| Jim Patterson    | 1169 |
| Thomas A. Claus  | 233  |
| Bettis Shepherd  | 619  |
| Tom Aufenthie    | 384  |
| Scott Franklin   | 1143 |
| David Heironimus | 716  |

AND

WHEREAS, there was submitted to the electors three questions: "shall tax lot 2600, Assessor's Map No. 2S 1 33, be included within the boundaries of the City of Sherwood?"; "shall tax lots 600 & 690, Assessor's Map No. 2S 1 29A, be included within the boundaries of the City of Sherwood?"; and "shall tax lot 101, assessor's map no. 2S 1 30AA, be included within the boundaries of the City of Sherwood?"; and the results were:

|                  | <u>YES</u> | <u>NO</u> |
|------------------|------------|-----------|
| Annexation 34-01 | 2044       | 1047      |
| Annexation 34-02 | 2070       | 986       |
| Annexation 34-03 | 1843       | 1206      |

WHEREAS, pursuant to ORS 255.295 the Council is required to canvass the said returns and proclaim the results and direct the Recorder to enter the results in the records of the Council proceedings;

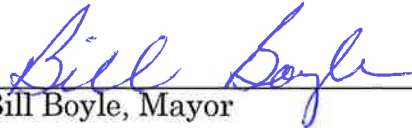
NOW THEREFORE BE IT RESOLVED AND PROCLAIMED that Walt Hitchcock has been elected Mayor for a two-year term; Jim Patterson has been elected Councilor for a four-year term; and, Scott Franklin has been elected Councilor for a four-year term.

NOW THEREFORE BE IT RESOLVED AND PROCLAIMED the voters have voted favorably to include tax lot 2600, Assessor's Map No. 2S 1 33; tax lots 600 & 690, Assessor's Map No. 2S 1 29A, and tax lot 101, assessor's map no. 2S 1 30AA, within the boundaries of the City of Sherwood.

NOW THEREFORE BE IT FURTHER RESOLVED AND PROCLAIMED by the Council of the City of Sherwood as follows:

That the Recorder be, and is hereby, directed to enter a copy of this Resolution in the record of the journal of the proceedings of this Council.

Duly passed by the City Council on December 8, 1998

  
\_\_\_\_\_  
Bill Boyle, Mayor

Attest:

  
\_\_\_\_\_  
Jon Bormet, City Manager-Recorder

GENERAL ELECTION  
TUESDAY, NOVEMBER 3, 1998  
SUMMARY REPORT

Date 11/20/98  
Time 09:20:16

|   |   |  |  |
|---|---|--|--|
| LAKE OSWEGO CITY COUNCIL (#/PCT 1)<br>VOTE FOR 3 (#/RPT 1)<br>(No. to vote for 3) (%/RP 100.0)  | PORTLAND CITY COMMISS (#/PCT 5)<br>POSITION 2 (#/RPT 5)<br>(No. to vote for 1) (%/RP 100.0)   | SHERWOOD CITY COUNCIL (#/PCT 4)<br>VOTE FOR 2 (#/RPT 4)<br>(No. to vote for 2) (%/RP 100.0)  | TUALATIN CITY COUNCIL (#/PCT 11)<br>POSITION 1 (#/RPT 11)<br>(No. to vote for 1) (%/RP 100.0)  |
| CRAIG PROSSER 1 11.1<br>MERRY COLVIN 1 11.1<br>KATHERINE K SOTKA 2 22.2<br>BILL SCHOEN 3 33.3<br>PAUL AHRENS-GRAY 0 0.0<br>ELLIE MCPEAK 1 11.1<br>JACK D HOFFMAN 1 11.1<br><br>Blank voted (ballots) 2 40.0<br>Over voted (ballots) 0 0.0 | ERIK STEN 166 100.0<br><br>Blank voted (ballots) 192 53.6<br>Over voted (ballots) 0 0.0   | JIM PATTERSON 1169 27.4<br>THOMAS A CLAUS 233 5.4<br>BETTIS SHEPHERD 619 14.5<br>TOM AUFENTHIE 384 9.0<br>SCOTT FRANKLIN 1143 26.8<br>DAVID HEIRONIMUS 716 16.7<br><br>Blank voted (ballots) 815 23.7<br>Over voted (ballots) 11 0.3 | BOB BORYSKA 1389 34.8<br>HELEN E CAIN 2597 65.1<br><br>Blank voted (ballots) 1410 26.0<br>Over voted (ballots) 11 0.2                            |
| NORTH PLAINS MAYOR (#/PCT 1)<br>(#/RPT 1)<br>(No. to vote for 1) (%/RP 100.0)   | PORTLAND CITY COMMISS (#/PCT 5)<br>POSITION 3 (#/RPT 5)<br>(No. to vote for 1) (%/RP 100.0)   | TIGARD MAYOR (#/PCT 23)<br>(#/RPT 23)<br>(No. to vote for 1) (%/RP 100.0)  | TUALATIN CITY COUNCIL (#/PCT 11)<br>POSITION 3 (#/RPT 11)<br>(No. to vote for 1) (%/RP 100.0)  |
| HENRY J DREXEL 278 100.0<br><br>Blank voted (ballots) 214 43.4<br>Over voted (ballots) 0 0.0  | TANYA COLLIER 87 33.8<br>DAN SALTZMAN 170 66.1<br><br>Blank voted (ballots) 101 28.2<br>Over voted (ballots) 0 0.0  | GORDON S MARTIN 3589 35.1<br>JAMES NICOLI 6612 64.8<br><br>Blank voted (ballots) 2858 21.7<br>Over voted (ballots) 58 0.4  | CHRIS BERGSTROM 2723 66.3<br>DAVID ADENT 1051 25.6<br>RON ROLLINS 331 8.0<br><br>Blank voted (ballots) 1299 24.0<br>Over voted (ballots) 3 0.0   |
| NP CITY COUNCIL (#/PCT 1)<br>VOTE FOR 3 (#/RPT 1)<br>(No. to vote for 3) (%/RP 100.0)   | RIVERGROVE CITY COUNCIL (#/PCT 1)<br>2(4 YR TERMS) & 1(2 YR) (#/RPT 1)<br>(No. to vote for 3) (%/RP 100.0)  | TIGARD CITY COUNCIL (#/PCT 23)<br>VOTE FOR 2 (#/RPT 23)<br>(No. to vote for 2) (%/RP 100.0)  | TUALATIN CITY COUNCIL (#/PCT 11)<br>POSITION 5 (#/RPT 11)<br>(No. to vote for 1) (%/RP 100.0)  |
| CHERI L OLSON 245 36.1<br>ANN STEARNS 205 30.2<br>DAVID HATCHER 227 33.5<br><br>Blank voted (ballots) 179 36.3<br>Over voted (ballots) 0 0.0  | LARRY BARRETT 11 50.0<br>ARNE NYBERG 11 50.0<br><br>Blank voted (ballots) 2 13.3<br>Over voted (ballots) 0 0.0  | JOYCE PATTON 5676 44.1<br>MIKE BENNER 2683 20.8<br>KEN SCHECKLA 4489 34.9<br><br>Blank voted (ballots) 3799 28.9<br>Over voted (ballots) 15 0.1  | TONY WELLER 2938 100.0<br><br>Blank voted (ballots) 2469 45.6<br>Over voted (ballots) 0 0.0  |
| PORTLAND CITY AUDITOR (#/PCT 5)<br>(#/RPT 5)<br>(No. to vote for 1) (%/RP 100.0)  | SHERWOOD MAYOR (#/PCT 4)<br>(#/RPT 4)<br>(No. to vote for 1) (%/RP 100.0)   | TUALATIN MAYOR (#/PCT 11)<br>(#/RPT 11)<br>(No. to vote for 1) (%/RP 100.0)  | WILSONVILLE CITY COUNCIL (#/PCT 1)<br>VOTE FOR 3 (#/RPT 1)<br>(No. to vote for 3) (%/RP 100.0)   |
| GARY BLACKMER 154 100.0<br><br>Blank voted (ballots) 204 56.9<br>Over voted (ballots) 0 0.0   | CLYDE LIST 186 6.6<br>DENNIS WAYNE NEWELL 128 4.5<br>KEITH HOWE 716 25.4<br>WALT HITCHCOCK 1781 63.3<br><br>Blank voted (ballots) 592 17.2<br>Over voted (ballots) 23 0.6 | LOU OGDEN 3364 100.0<br><br>Blank voted (ballots) 2043 37.7<br>Over voted (ballots) 0 0.0  | BRUCE BARTON 0 0.0<br>CLAY LUPER 0 0.0<br>ALAN J KIRK 0 0.0<br>BENNY HOLT 0 0.0<br><br>Blank voted (ballots) 0 0.0<br>Over voted (ballots) 0 0.0 |



GENERAL ELECTION  
TUESDAY, NOVEMBER 3, 1998  
SUMMARY REPORT

Date 11/20/98  
Time 09:20:16


|   |  |  |   |
|---|--|--|---|
| <p>CITY OF LAKE OSWEGO 3-30 (#/PCT 1)<br/>CHARTER (#/RPT 1)<br/>(No. to vote for 1) (%/RP 100.0)</p> <p>YES 1 20.0<br/>NO 4 80.0</p> <p>Blank voted (ballots) 0 0.0<br/>Over voted (ballots) 0 0.0</p>      | <p>CITY OF PORTLAND 26-72 (#/PCT 5)<br/>FIRE SERVICES GOB (#/RPT 5)<br/>(No. to vote for 1) (%/RP 100.0)</p> <p>YES 206 66.2<br/>NO 105 33.7</p> <p>Blank voted (ballots) 47 13.1<br/>Over voted (ballots) 0 0.0</p> | <p>CITY OF SHERWOOD 34-01 (#/PCT 4)<br/>ANNEXATION (#/RPT 4)<br/>(No. to vote for 1) (%/RP 100.0)</p> <p>YES 2044 66.1<br/>NO 1047 33.8</p> <p>Blank voted (ballots) 331 9.6<br/>Over voted (ballots) 4 0.1</p>  | <p>METRO 26-69 (#/PCT 244)<br/>GOB (#/RPT 244)<br/>(No. to vote for 1) (%/RP 100.0)</p> <p>YES 37839 34.4<br/>NO 72123 65.5</p> <p>Blank voted (ballots) 11146 9.1<br/>Over voted (ballots) 120 0.0</p>                 |
| <p>CITY OF LAKE OSWEGO 3-31 (#/PCT 1)<br/>CHARTER (#/RPT 1)<br/>(No. to vote for 1) (%/RP 100.0)</p> <p>YES 3 60.0<br/>NO 2 40.0</p> <p>Blank voted (ballots) 0 0.0<br/>Over voted (ballots) 0 0.0</p>      | <p>CITY OF TIGARD 34-87 (#/PCT 23)<br/>GOB (#/RPT 23)<br/>(No. to vote for 1) (%/RP 100.0)</p> <p>YES 5365 44.7<br/>NO 6637 55.2</p> <p>Blank voted (ballots) 1099 8.3<br/>Over voted (ballots) 16 0.1</p>           | <p>CITY OF SHERWOOD 34-02 (#/PCT 4)<br/>ANNEXATION (#/RPT 4)<br/>(No. to vote for 1) (%/RP 100.0)</p> <p>YES 2070 67.7<br/>NO 986 32.2</p> <p>Blank voted (ballots) 366 10.6<br/>Over voted (ballots) 4 0.1</p>  | <p>TRI-MET 26-74 (#/PCT 245)<br/>LIGHT RAIL FUNDING (#/RPT 245)<br/>(No. to vote for 1) (%/RP 100.0)</p> <p>YES 49976 43.9<br/>NO 63846 56.0</p> <p>Blank voted (ballots) 8848 7.2<br/>Over voted (ballots) 118 0.0</p> |
| <p>NORTH PLAINS CITY 34-81 (#/PCT 1)<br/>LOT (#/RPT 1)<br/>(No. to vote for 1) (%/RP 100.0)</p> <p>YES 211 46.2<br/>NO 245 53.7</p> <p>Blank voted (ballots) 36 7.3<br/>Over voted (ballots) 0 0.0</p>      | <p>CITY OF TIGARD 34-88 (#/PCT 23)<br/>CHARTER (#/RPT 23)<br/>(No. to vote for 1) (%/RP 100.0)</p> <p>YES 9010 81.2<br/>NO 2086 18.7</p> <p>Blank voted (ballots) 2007 15.3<br/>Over voted (ballots) 14 0.1</p>      | <p>CITY OF SHERWOOD 34-03 (#/PCT 4)<br/>ANNEXATION (#/RPT 4)<br/>(No. to vote for 1) (%/RP 100.0)</p> <p>YES 1843 60.4<br/>NO 1206 39.5</p> <p>Blank voted (ballots) 373 10.8<br/>Over voted (ballots) 4 0.1</p> | <p>HILLSBORO SCHOOL 34-77 (#/PCT 68)<br/>GOB (#/RPT 68)<br/>(No. to vote for 1) (%/RP 100.0)</p> <p>YES 15261 57.7<br/>NO 11156 42.2</p> <p>Blank voted (ballots) 2063 7.2<br/>Over voted (ballots) 34 0.1</p>          |
| <p>CITY OF PORTLAND 26-70 (#/PCT 5)<br/>PARKS GOB (#/RPT 5)<br/>(No. to vote for 1) (%/RP 100.0)</p> <p>YES 184 56.7<br/>NO 140 43.2</p> <p>Blank voted (ballots) 34 9.4<br/>Over voted (ballots) 0 0.0</p> | <p>CITY OF TUALATIN 34-91 (#/PCT 11)<br/>GOB (#/RPT 11)<br/>(No. to vote for 1) (%/RP 100.0)</p> <p>YES 3576 69.8<br/>NO 1540 30.1</p> <p>Blank voted (ballots) 285 5.2<br/>Over voted (ballots) 6 0.1</p>           | <p>PCC 26-71 (#/PCT 261)<br/>GOB (#/RPT 261)<br/>(No. to vote for 1) (%/RP 100.0)</p> <p>YES 53419 45.1<br/>NO 64927 54.8</p> <p>Blank voted (ballots) 15180 11.3<br/>Over voted (ballots) 128 0.0</p>           | <p>SHERWOOD SCHOOL 34-98 (#/PCT 14)<br/>GOB (#/RPT 14)<br/>(No. to vote for 1) (%/RP 100.0)</p> <p>YES 2704 58.3<br/>NO 1934 41.6</p> <p>Blank voted (ballots) 340 6.8<br/>Over voted (ballots) 1 0.0</p>               |



\*\*\*\* OFFICIAL STATEMENT OF THE GENERAL ELECTION ON NOVEMBER 3, 1998\*\*\*\*  
 SHERWOOD MAYOR

Page Number 130.001.001

| REGISTERED VOTERS | TURNOUT | TURNOUT PERCENTAGE | SHERWOOD MAYOR | CLYDE LIST | DENNIS WAYNE NEWELL | KEITH HOWE | SHERWOOD MAYOR | WALTRICH COCK | SHERWOOD MAYOR |
|-------------------|---------|--------------------|----------------|------------|---------------------|------------|----------------|---------------|----------------|
|-------------------|---------|--------------------|----------------|------------|---------------------|------------|----------------|---------------|----------------|



|                          |      |      |       |     |     |     |      |
|--------------------------|------|------|-------|-----|-----|-----|------|
| 002 SHERWOOD INT SCHOOL  | 1108 | 691  | 62.3% | 43  | 30  | 152 | 345  |
| 223 ARCHER GLEN ELEM     | 1334 | 768  | 57.5% | 44  | 29  | 141 | 434  |
| 256 ARCHER GLEN ELEM SCH | 1753 | 1065 | 60.7% | 51  | 29  | 215 | 587  |
| 257 SHERWOOD INTERM      | 1702 | 902  | 52.9% | 48  | 40  | 208 | 415  |
| **** TOTALS ****         | 5897 | 3426 | 58.0% | 186 | 128 | 716 | 1781 |

\*\*\*\* OFFICIAL STATEMENT OF THE GENERAL ELECTION ON NOVEMBER 3, 1998\*\*\*\*  
 SHERWOOD CITY COUNCIL

Page Number 131.001.001

| REGISTERED VOTERS | TURNOUT | TURNOUT PERCENTAGE | JIM PATTERSON<br>SHERWOOD CITY<br>COUNCIL | THOMAS A CLAUSS<br>SHERWOOD CITY<br>COUNCIL | BETTIS SHEPHERD<br>SHERWOOD CITY<br>COUNCIL | TOM AUFEENTHIE<br>SHERWOOD CITY<br>COUNCIL | SCOTT FRANKLIN<br>SHERWOOD CITY<br>COUNCIL | DAVID HEIRONIMUS<br>SHERWOOD CITY<br>COUNCIL |
|-------------------|---------|--------------------|---|---|---|--|--|--|
|-------------------|---------|--------------------|---|---|---|--|--|--|

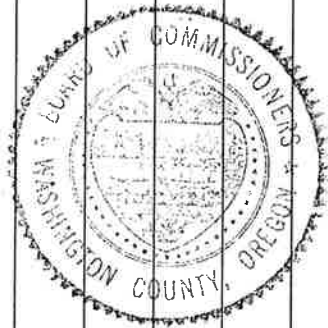


|                          |      |      |       |      |     |     |     |      |     |
|--------------------------|------|------|-------|------|-----|-----|-----|------|-----|
| 002 SHERWOOD INT SCHOOL  | 1108 | 691  | 62.3% | 298  | 49  | 122 | 71  | 224  | 151 |
| 223 ARCHER GLEN ELEM     | 1334 | 768  | 57.5% | 257  | 50  | 148 | 65  | 281  | 169 |
| 256 ARCHER GLEN ELEM SCH | 1753 | 1065 | 60.7% | 357  | 67  | 177 | 151 | 373  | 220 |
| 257 SHERWOOD INTERM      | 1702 | 902  | 52.9% | 257  | 67  | 172 | 97  | 265  | 176 |
| **** TOTALS ****         | 5897 | 3426 | 58.0% | 1169 | 233 | 619 | 384 | 1143 | 716 |

\*\*\*\* OFFICIAL STATEMENT OF THE GENERAL ELECTION ON NOVEMBER 3, 1998\*\*\*\*  
 CITY OF SHERWOOD 34-01

Page Number 235.001.001

| REGISTERED<br>VOTERS | TURNOUT | TURNOUT<br>PERCENTAGE | CITY<br>OF<br>SHERWOOD<br>34-01 | CITY<br>OF<br>SHERWOOD<br>34-01 |
|----------------------|---------|-----------------------|---------------------------------|---------------------------------|
|----------------------|---------|-----------------------|---------------------------------|---------------------------------|




|                          |      |      |       |      |      |
|--------------------------|------|------|-------|------|------|
| 002 SHERWOOD INT SCHOOL  | 1108 | 691  | 62.3% | 419  | 207  |
| 223 ARCHER GLEN ELEM     | 1334 | 768  | 57.5% | 446  | 259  |
| 256 ARCHER GLEN ELEM SCH | 1753 | 1065 | 60.7% | 642  | 332  |
| 257 SHERWOOD INTERM      | 1702 | 902  | 52.9% | 537  | 249  |
| **** TOTALS ****         | 5897 | 3426 | 58.0% | 2044 | 1047 |

\*\*\*\* OFFICIAL STATEMENT OF THE GENERAL ELECTION ON NOVEMBER 3, 1998\*\*\*\*  
 CITY OF SHERWOOD 34-02

Page Number 236.001.001

| REGISTE<br>RED<br>VOTERS | TURN<br>OUT | TURN<br>OUT<br>PER<br>CENT<br>AGE | CITY<br>OF<br>SHER<br>WOOD<br>34-<br>02 | CITY<br>OF<br>SHER<br>WOOD<br>34-<br>02 |
|--------------------------|-------------|-----------------------------------|---|---|
|--------------------------|-------------|-----------------------------------|---|---|



|                          |      |      |       |      |     |
|--------------------------|------|------|-------|------|-----|
| 002 SHERWOOD INT SCHOOL  | 1108 | 691  | 62.3% | 422  | 204 |
| 223 ARCHER GLEN ELEM     | 1334 | 768  | 57.5% | 464  | 234 |
| 256 ARCHER GLEN ELEM SCH | 1753 | 1065 | 60.7% | 650  | 310 |
| 257 SHERWOOD INTERM      | 1702 | 902  | 52.9% | 534  | 238 |
| **** T O T A L S ****    | 5897 | 3426 | 58.0% | 2070 | 986 |



\*\*\*\* OFFICIAL STATEMENT OF THE GENERAL ELECTION ON NOVEMBER 3, 1998\*\*\*\*  
 CITY OF SHERWOOD 34-03

Page Number 237.001.001

REGISTE  
 R  
 E  
 D  
 V  
 O  
 T  
 E  
 R  
 S

T  
 U  
 R  
 N  
 O  
 U  
 T

T  
 U  
 R  
 N  
 O  
 U  
 T  
 P  
 E  
 R  
 C  
 E  
 N  
 T  
 A  
 G  
 E

C  
 I  
 T  
 Y  
 O  
 F  
 S  
 H  
 E  
 R  
 W  
 O  
 O  
 D  
 3  
 4  
 -  
 0  
 3

C  
 I  
 T  
 Y  
 O  
 F  
 S  
 H  
 E  
 R  
 W  
 O  
 O  
 D  
 3  
 4  
 -  
 0  
 3



|                          | REGISTE<br>R<br>E<br>D<br>V<br>O<br>T<br>E<br>R<br>S | T<br>U<br>R<br>N<br>O<br>U<br>T | T<br>U<br>R<br>N<br>O<br>U<br>T<br>P<br>E<br>R<br>C<br>E<br>N<br>T<br>A<br>G<br>E | C<br>I<br>T<br>Y<br>O<br>F<br>S<br>H<br>E<br>R<br>W<br>O<br>O<br>D<br>3<br>4<br>-<br>0<br>3 | C<br>I<br>T<br>Y<br>O<br>F<br>S<br>H<br>E<br>R<br>W<br>O<br>O<br>D<br>3<br>4<br>-<br>0<br>3 |
|--------------------------|--|---------------------------------|---|---|---|
| 002 SHERWOOD INT SCHOOL  | 1108   | 691                             | 62.3%   | 366   | 253   |
| 223 ARCHER GLEN ELEM     | 1334   | 768                             | 57.5%   | 417   | 279   |
| 256 ARCHER GLEN ELEM SCH | 1753   | 1065                            | 60.7%   | 579   | 382   |
| 257 SHERWOOD INTERM      | 1702   | 902                             | 52.9%   | 481   | 292   |
| **** T O T A L S ****    | 5897   | 3426                            | 58.0%   | 1843  | 1206  |