

City of Sherwood, Oregon

Resolution No. 96-667

A RESOLUTION CANVASSING RETURNS OF THE NOVEMBER 5, 1996, GENERAL ELECTION, PROCLAIMING RESULTS AND DIRECTING THE RECORDER TO ENTER ELECTION RESULTS IN THE RECORD.

WHEREAS, there has been duly and regularly certified to the City by the Washington County Clerk, the following returns of the general election held in the City of Sherwood November 5, 1996, for election of Mayor, one City Council member; and

WHEREAS, there was submitted to the electors two questions: "shall the City Of Sherwood levy \$1.41 per \$1,000.00 assessed value for three years outside tax base for police services beginning 1997-98?" and "shall the City of Sherwood levy \$0.58 per \$1,000.00 assessed value for three year outside tax base for library services beginning 1997-98?"; and

WHEREAS, pursuant to ORS 255.295 the Council is required to canvass the said returns and proclaim the results and direct the Recorder to enter the results in the records of the Council proceedings;

NOW THEREFORE BE IT RESOLVED by the Council of the City of Sherwood as follows:

Candidates for Mayor:

Ron Tobias	1065
Bill Boyle	758
Lance Sessions	336
Barry Kennedy	197
Rick A. Hohnbaum	188

Candidates for four-year Council Term, One to be Elected

Mark Cottle	1381
Thomas E. Krause	1113
Michael J. Schoen	839

NOW THEREFORE BE IT RESOLVED AND PROCLAIMED that Ron Tobias has been elected Mayor for a two-year term; Mark Cottle has been re-elected Councilor for a four-year term; and, Thomas E. Krause has been elected Councilor for a four-year term.

NOW THEREFORE BE IT FURTHER RESOLVED AND PROCLAIMED by the Council of the City of Sherwood as follows:

Passed a levy \$1.41 per \$1,000.00 assessed value for three years outside tax base for police services:

Yes	1781
No	964

Passed a levy \$0.58 per \$1,000.00 assessed value for three year outside tax base for library services

Yes	1708
No	1038

BE IT FURTHER RESOLVED that the Recorder be, and is hereby, directed to enter a copy of this Resolution in the record of the journal of the proceedings of this Council.

Duly passed by the City Council on December 10, 1996.



Walter Hitchcock, Mayor

Attest:



Jon Bormet, City Manager-Recorder

**** OFFICIAL STATEMENT OF VOTES CAST FOR THE GENERAL ELECTION ON NOVEMBER 5, 1996 ****
 SHERWOOD CITY MAYOR

Page Number 102.052.001

REGISTERED VOTERS	TURNOUT	TURNOUT PERCENTAGE	RICK A HOHNBAUM SHERWOOD CITY MAYOR	RON TOBIAS SHERWOOD CITY MAYOR	LANCE SESSIONS SHERWOOD CITY MAYOR	BARRY W KENNEDY SHERWOOD CITY MAYOR	BILL BOYLE SHERWOOD CITY MAYOR											
002 SHERWOOD INT SCHOOL	550	418	76.0%	28	140	44	34	115										
223 ARCHER GLEN ELEM	1276	954	74.7%	65	356	85	66	239										
256 ARCHER GLEN ELEM SCH	1056	863	81.7%	43	291	127	54	226										
257 SHERWOOD INTERM	1063	808	76.0%	52	278	80	43	178										
**** TOTALS ****	3945	3043	77.1%	188	1065	336	197	758										

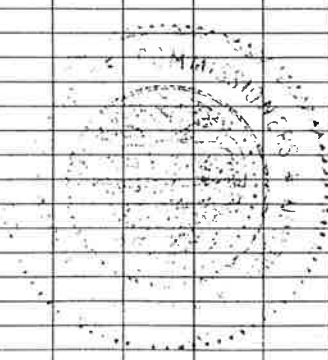


**** OFFICIAL STATEMENT OF VOTES CAST FOR THE GENERAL ELECTION ON NOVEMBER 5, 1996 ****
 SHERWOOD CITY COUNCIL - VOTE OR 2

Page Number 103.053.001

REGISTERED VOTERS
 TURNOUT
 TURNOUT PERCENTAGE
 MICHAEL J. SCHOEN
 SHERWOOD CITY COUNCIL
 MARK COTTLE
 SHERWOOD CITY COUNCIL
 THOMAS E. KRAUSE
 SHERWOOD CITY COUNCIL

002 SHERWOOD INT SCHOOL	550	418	76.0%	128	187	148
223 ARCHER GLEN ELEM	1276	954	74.7%	248	467	365
256 ARCHER GLEN ELEM SCH	1056	863	81.7%	248	422	324
257 SHERWOOD INTERM	1063	808	76.0%	215	307	276
**** TOTALS ****	3945	3043	77.1%	839	1383	1113




**** OFFICIAL STATEMENT OF VOTES CAST FOR THE GENERAL ELECTION ON NOVEMBER 5, 1996 ****
 SHERWOOD CITY 34-55 - POLICE SERVICES LEVY

Page Number 234.132.001

REGISTERED VOTERS	TURNOUT	TURNOUT PERCENTAGE	CITY OF SHERWOOD	CITY OF SHERWOOD
-------------------	---------	--------------------	------------------	------------------

002 SHERWOOD INT SCHOOL	550	418	76.0%	225	148
223 ARCHER GLEN ELEM	1276	954	74.7%	594	289
256 ARCHER GLEN ELEM SCH	1056	863	81.7%	519	259
257 SHERWOOD INTERM	1063	808	76.0%	443	268
**** TOTALS ****	3945	3043	77.1%	1781	964



**** OFFICIAL STATEMENT OF VOTES CAST FOR THE GENERAL ELECTION ON NOVEMBER 5, 1996 ****
 SHERWOOD CITY 34-56 - LIBRARY SERVICES LEVY

Page Number 235.133.001

REGISTE
 RED
 VOTERS


T
 U
 R
 N
 O
 U
 T

T
 U
 R
 N
 O
 U
 T
 P
 E
 R
 C
 E
 N
 T
 A
 G
 E

C
 I
 T
 Y
 O
 F
 S
 H
 E
 R
 W
 O
 O
 D

C
 I
 T
 Y
 O
 F
 S
 H
 E
 R
 W
 O
 O
 D

002 SHERWOOD INT SCHOOL	550	418	76.0%	231	143
223 ARCHER GLEN ELEM	1276	954	74.7%	565	320
256 ARCHER GLEN ELEM SCH	1056	863	81.7%	508	273
257 SHERWOOD INTERM	1063	808	76.0%	404	302
**** T O T A L S ****	3945	3043	77.1%	1708	1038



GENERAL ELECTION
TUESDAY, NOVEMBER 5, 1996
SUMMARY REPORT

Date 11/22/96
Time 14:51:00

<p>US PRESIDENT & VP (#/PCT 265) (#/RPT 265) (No. to vote for 1) (%/RP 100.0) WRITE-IN</p> <p>HAGELIN & TOMPKINS 322 0.2 HOLLIS & CHESTER 161 0.1 DOLE & KEMP 65221 65208 40.8 CLINTON & GORE 76619 76600 48.0 BROWNE & JORGENSEN 958 0.6 PHILLIPS & TITUS 324 0.2 PEROT & CAMPBELL 11446 11445 7.1 NADER & LADUKE 4555 4551 2.8</p> <p>Blank voted (ballots) 3108 1.9 Over voted (ballots) 315 0.1</p>	<p>SECRETARY OF STATE (#/PCT 265) (#/RPT 265) (No. to vote for 1) (%/RP 100.0) WRITE-IN</p> <p>STAN ASH 53200 53199 36.3 ELIZABETH ASHBROOK 3308 2.2 JON E ZIMMER 1990 1.3 PHIL KEISLING 85740 58.5 MARK FURMAN 2077 1.4</p> <p>Blank voted (ballots) 15429 9.4 Over voted (ballots) 1249 0.7</p>	<p>REPRESENTATIVE DIST 2 (#/PCT 4) (#/RPT 4) (No. to vote for 1) (%/RP 100.0)</p> <p>SCOTT R BUSHNELL 533 45.5 TIM JOSI 637 54.4</p> <p>Blank voted (ballots) 263 18.3 Over voted (ballots) 0 0.0</p>	<p>REPRESENTATIVE DIST 7 (#/PCT 37) (#/RPT 37) (No. to vote for 1) (%/RP 100.0)</p> <p>BOB SHOOK 8752 40.9 CHUCK CARPENTER 12626 59.0</p> <p>Blank voted (ballots) 3349 13.5 Over voted (ballots) 23 0.0</p>
<p>US SENATOR (#/PCT 265) (#/RPT 265) (No. to vote for 1) (%/RP 100.0) WRITE-IN</p> <p>MICHAEL L HOYES 369 0.2 BRENT THOMPSON 1924 1.2 GORDON SMITH 79799 79798 51.0 GARY KUTCHER 1417 0.9 PAUL (STORMY) MOHN 1253 0.8 TOM BRUGGERE 71014 71013 45.4 CHRISTOPHER PHELPS 447 0.2</p> <p>Blank voted (ballots) 6601 4.0 Over voted (ballots) 170 0.1</p>	<p>STATE TREASURER (#/PCT 265) (#/RPT 265) (No. to vote for 1) (%/RP 100.0) WRITE-IN</p> <p>JIM HILL 74840 74839 51.5 BEV CLARNO 65990 45.4 JOHN VINCENT MEYERS 1812 1.2 MARSHALL MONTCHALIN 1756 1.2 NAN PERIGO 672 0.4</p> <p>Blank voted (ballots) 17030 10.4 Over voted (ballots) 893 0.5</p>	<p>REPRESENTATIVE DIST 3 (#/PCT 47) (#/RPT 47) (No. to vote for 1) (%/RP 100.0)</p> <p>CHARLES STARR 12148 54.2 MARCUS SIMANTEL 10265 45.7</p> <p>Blank voted (ballots) 2107 8.5 Over voted (ballots) 13 0.0</p>	<p>REPRESENTATIVE DIST 8 (#/PCT 37) (#/RPT 37) (No. to vote for 1) (%/RP 100.0)</p> <p>RYAN DECKERT 11744 52.8 BILL MOSHOFSKY 10479 47.1</p> <p>Blank voted (ballots) 2353 9.5 Over voted (ballots) 27 0.1</p>
<p>US REPRESENTATIVE IN CONGRESS, FIRST DIST (#/PCT 265) (#/RPT 265) (No. to vote for 1) (%/RP 100.0) WRITE-IN</p> <p>ELIZABETH FURSE 71816 48.6 DAVID PRINC 565 0.3 RICHARD JOHNSON 3249 2.1 BILL WITT 72097 72096 48.8</p> <p>Blank voted (ballots) 15112 9.2 Over voted (ballots) 154 0.0</p>	<p>ATTORNEY GENERAL (#/PCT 265) (#/RPT 265) (No. to vote for 1) (%/RP 100.0)</p> <p>VICTOR HOFFER 62583 44.2 KARL SORG 1769 1.2 MICHAEL ALLAN CAMPBELL 1683 1.1 THOMAS B COX 3412 2.4 HARDY MYERS 72089 50.9</p> <p>Blank voted (ballots) 20704 12.7 Over voted (ballots) 752 0.4</p>	<p>REPRESENTATIVE DIST 5 (#/PCT 32) (#/RPT 32) (No. to vote for 1) (%/RP 100.0)</p> <p>JIM HILL 8417 51.4 VICTORIA JOHNSON 7945 48.5</p> <p>Blank voted (ballots) 2388 12.7 Over voted (ballots) 13 0.0</p>	<p>REPRESENTATIVE DIST 9 (#/PCT 45) (#/RPT 45) (No. to vote for 1) (%/RP 100.0)</p> <p>TOM BRIAN 13815 53.4 BOB BLEDSOE 1237 4.7 JOANNE NORDLING 10800 41.7</p> <p>Blank voted (ballots) 3149 10.8 Over voted (ballots) 19 0.0</p>
<p>SENATE DISTRICT 4 (#/PCT 82) (#/RPT 82) (No. to vote for 1) (%/RP 100.0) WRITE-IN</p> <p>EILEEN QUTUB 25449 25447 53.1 PATRICIA N BIGGS 22389 46.8</p> <p>Blank voted (ballots) 5661 10.5 Over voted (ballots) 126 0.2</p>	<p>REPRESENTATIVE DIST 6 (#/PCT 30) (#/RPT 30) (No. to vote for 1) (%/RP 100.0)</p> <p>JONATHAN R AXT 204 1.0 KAREN E STRATTON 8261 44.2 KEN STROBECK 10185 54.6</p> <p>Blank voted (ballots) 2722 12.7 Over voted (ballots) 19 0.0</p>	<p>REPRESENTATIVE DIST 24 (#/PCT 10) (#/RPT 10) (No. to vote for 1) (%/RP 100.0)</p> <p>BOB TIERNAN 1924 47.0 RICHARD DEVLIN 1930 47.2 ANN LACKEY 184 4.5 JUDITH LABADIE 47 1.1</p> <p>Blank voted (ballots) 398 8.8 Over voted (ballots) 11 0.2</p>	



CERTIFIED TO BE A TRUE AND
CORRECT COPY OF THE ORIGINAL

Date November 22, 1996

WASHINGTON COUNTY
ELECTIONS DIVISION

BY H. Kawai

GENERAL ELECTION
TUESDAY, NOVEMBER 5, 1996
SUMMARY REPORT

<p>REPRESENTATIVE DIST 27 (#/PCT 23) (#/RPT 23) (No. to vote for 1) (%/RP 100.0)</p> <p>RON ADAMS 6011 58.6 JEFF KELLEHER 4232 41.3</p> <p>Blank voted (ballots) 2121 17.1 Over voted (ballots) 11 0.0</p>	<p>SHERIFF (#/PCT 265) (#/RPT 265) (No. to vote for 1) (%/RP 100.0)</p> <p>JIM SPINDEN 91471 91471 100.0</p> <p>Blank voted (ballots) 69894 43.3 Over voted (ballots) 0 0.0</p>	<p>BANKS CITY COUNCIL - VOTE FOR 3 (#/PCT 1) (#/RPT 1) (No. to vote for 3) (%/RP 100.0)</p> <p>NORMA STEWART 103 23.5 CLARENCE SWEERE 95 21.6 EVELYN MALLER 132 30.1 ROBERT ORLOWSKI 108 24.6</p> <p>Blank voted (ballots) 4 2.2 Over voted (ballots) 1 0.5</p>	<p>CORNELIUS CITY COUNCIL VOTE FOR 2 (#/PCT 3) (#/RPT 3) (No. to vote for 2) (%/RP 100.0)</p> <p>STEVEN A HEINRICH 877 32.4 SCOTT L RICE 1042 38.5 JONATHAN EDISON BURLEY 787 29.0</p> <p>Blank voted (ballots) 546 24.5 Over voted (ballots) 11 0.4</p>
<p>JUDGE OF THE DIST CT DEPARTMENT ONE (#/PCT 265) (#/RPT 265) (No. to vote for 1) (%/RP 100.0)</p> <p>STEVEN L PRICE 85439 100.0</p> <p>Blank voted (ballots) 75923 47.0 Over voted (ballots) 0 0.0</p>	<p>SOIL AND WATER DIRECTOR ZONE 1 (#/PCT 265) (#/RPT 265) (No. to vote for 1) (%/RP 100.0)</p> <p>HOWARD P GRABHORN 73215 100.0</p> <p>Blank voted (ballots) 88147 54.6 Over voted (ballots) 0 0.0</p>	<p>BEAVERTON CITY MAYOR (#/PCT 39) (#/RPT 39) (No. to vote for 1) (%/RP 100.0)</p> <p>ROB DRAKE 16166 100.0</p> <p>Blank voted (ballots) 9402 36.7 Over voted (ballots) 0 0.0</p>	<p>CORNELIUS CITY COUNCIL VOTE FOR 1 (#/PCT 3) (#/RPT 3) (No. to vote for 1) (%/RP 100.0)</p> <p>TERRA DICKENSON DELORA 683 43.2 NEIL R CLOUGH 897 56.7</p> <p>Blank voted (ballots) 620 27.9 Over voted (ballots) 21 0.9</p>
<p>JUDGE OF THE DIST CT DEPARTMENT THREE (#/PCT 265) (#/RPT 265) (No. to vote for 1) (%/RP 100.0)</p> <p>MARCO A HERNANDEZ 81117 100.0</p> <p>Blank voted (ballots) 80245 49.7 Over voted (ballots) 0 0.0</p>	<p>SOIL AND WATER DIRECTOR ZONE 2 (#/PCT 265) (#/RPT 265) (No. to vote for 1) (%/RP 100.0)</p> <p>ELDON JOSSI 73875 100.0</p> <p>Blank voted (ballots) 87487 54.2 Over voted (ballots) 0 0.0</p>	<p>BEAVERTON CITY COUNCIL POSITION 3 (#/PCT 39) (#/RPT 39) (No. to vote for 1) (%/RP 100.0)</p> <p>CATHY STANTON 13540 100.0</p> <p>Blank voted (ballots) 12028 47.0 Over voted (ballots) 0 0.0</p>	<p>DURHAM CITY COUNCIL VOTE FOR 2 (#/PCT 2) (#/RPT 2) (No. to vote for 2) (%/RP 100.0)</p> <p>H DEAN GIBBS 346 50.2 LESLIE (LEA) GIFFORD 343 49.7</p> <p>Blank voted (ballots) 173 30.1 Over voted (ballots) 0 0.0</p>
<p>COUNTY COMMISSIONER DISTRICT 1 (#/PCT 53) (#/RPT 53) (No. to vote for 1) (%/RP 100.0)</p> <p>DICK SCHOUTEN 11790 47.1 KIM KATSION 13213 52.8</p> <p>Blank voted (ballots) 11748 31.8 Over voted (ballots) 161 0.4</p>	<p>SOIL AND WATER DIRECTOR AT LARGE (#/PCT 265) (#/RPT 265) (No. to vote for 1) (%/RP 100.0)</p> <p>RICHARD W (DICK) KOVER 71596 100.0</p> <p>Blank voted (ballots) 89766 55.6 Over voted (ballots) 0 0.0</p>	<p>BEAVERTON CITY COUNCIL POSITION 4 (#/PCT 39) (#/RPT 39) (No. to vote for 1) (%/RP 100.0)</p> <p>FORREST C SOTH 13128 100.0</p> <p>Blank voted (ballots) 12440 48.6 Over voted (ballots) 0 0.0</p>	<p>FOREST GROVE CITY COUNCIL - VOTE FOR 3 (#/PCT 7) (#/RPT 7) (No. to vote for 3) (%/RP 100.0)</p> <p>ALDIE HOWARD 1534 14.2 RICHARD G KIDD III 2312 21.5 MEREDITH BLISS 2279 21.2 ROD FUITEN 2741 25.5 MARK OBERZIL 1868 17.4</p> <p>Blank voted (ballots) 932 17.4 Over voted (ballots) 36 0.6</p>
<p>COUNTY COMMISSIONER DISTRICT 3 (#/PCT 79) (#/RPT 79) (No. to vote for 1) (%/RP 100.0)</p> <p>ROY R ROGERS 24630 100.0</p> <p>Blank voted (ballots) 20868 45.8 Over voted (ballots) 0 0.0</p>	<p>BANKS MAYOR (#/PCT 1) (#/RPT 1) (No. to vote for 1) (%/RP 100.0)</p> <p>RAYMOND E DEETH 71 42.0 MICHAEL CRIPPEN 98 57.9</p> <p>Blank voted (ballots) 11 6.1 Over voted (ballots) 0 0.0</p>	<p>CORNELIUS MAYOR (#/PCT 3) (#/RPT 3) (No. to vote for 1) (%/RP 100.0)</p> <p>RALPH D BROWN 1429 100.0</p> <p>Blank voted (ballots) 792 35.6 Over voted (ballots) 0 0.0</p>	

GENERAL ELECTION
TUESDAY, NOVEMBER 5, 1996
SUMMARY REPORT

<p>GASTON CITY COUNCIL (#/PCT 1) POSITION 1 (#/RPT 1) (No. to vote for 1) (%/RP 100.0)</p> <p>LAURINE L HOODENPYL 97 100.0</p> <p>Blank voted (ballots) 65 40.1 Over voted (ballots) 0 0.0</p>	<p>HILLSBORO CITY COUNCIL (#/PCT 28) WARD 2 (#/RPT 28) (No. to vote for 1) (%/RP 100.0)</p> <p>JOHN M GODSEY JR 8621 100.0</p> <p>Blank voted (ballots) 9641 52.7 Over voted (ballots) 0 0.0</p>	<p>LAKE OSWEGO CITY COUNCIL (#/PCT 1) VOTE FOR 3 (#/RPT 1) (No. to vote for 3) (%/RP 100.0)</p> <p>MIKE ANDERSON 2 25.0 BOB CHIZUM 4 50.0 KARL W ROHDE 2 25.0 TOM LOWREY 0 0.0</p> <p>Blank voted (ballots) 0 0.0 Over voted (ballots) 0 0.0</p>	<p>PORTLAND CITY (#/PCT 5) COMMISSIONER - POS 1 (#/RPT 5) (No. to vote for 1) (%/RP 100.0)</p> <p>GAIL SHIBLEY 149 49.1 JIM FRANCESCONI 154 50.8</p> <p>Blank voted (ballots) 120 27.9 Over voted (ballots) 7 1.6</p>
<p>GASTON CITY COUNCIL (#/PCT 1) POSITION 2 (#/RPT 1) (No. to vote for 1) (%/RP 100.0)</p> <p>JAMES S PRINCE 100 100.0</p> <p>Blank voted (ballots) 62 38.2 Over voted (ballots) 0 0.0</p>	<p>HILLSBORO CITY COUNCIL (#/PCT 28) WARD 3 (#/RPT 28) (No. to vote for 1) (%/RP 100.0)</p> <p>CURTISS E VANDERZANDEN 5247 44.7 JERRY W WILLEY 6470 55.2</p> <p>Blank voted (ballots) 6489 35.5 Over voted (ballots) 56 0.3</p>	<p>NORTH PLAINS MAYOR (#/PCT 1) (#/RPT 1) (No. to vote for 1) (%/RP 100.0)</p> <p>HENRY (HANK) DREXEL 302 100.0</p> <p>Blank voted (ballots) 170 36.0 Over voted (ballots) 0 0.0</p>	<p>PORTLAND CITY (#/PCT 5) COMMISSIONER - POS 2 (#/RPT 5) (No. to vote for 1) (%/RP 100.0)</p> <p>CHUCK DUFFY 110 39.7 ERIK STEN 167 60.2</p> <p>Blank voted (ballots) 146 33.9 Over voted (ballots) 7 1.6</p>
<p>GASTON CITY COUNCIL (#/PCT 1) POSITION 3 (#/RPT 1) (No. to vote for 1) (%/RP 100.0)</p> <p>MARILYN BEGERT 79 100.0</p> <p>Blank voted (ballots) 83 51.2 Over voted (ballots) 0 0.0</p>	<p>KING CITY COUNCIL (#/PCT 2) 3(4YR),1(2YR) & 1(2YR) (#/RPT 2) (No. to vote for 5) (%/RP 100.0)</p> <p>CLAUDIA ANDERSON 447 8.1 ALBERT P DESCHENES 875 16.0 CARL SCHEFSKY 461 8.4 CHET ZAKRZEWSKI 737 13.4 MAXINE COXLEY 445 8.1 JASON BROECKEL 756 13.8 ED OTTE 885 16.2 BUD WILKINSON 854 15.6</p> <p>Blank voted (ballots) 287 18.1 Over voted (ballots) 27 1.7</p>	<p>NORTH PLAINS CITY (#/PCT 1) COUNCIL - VOTE FOR 2 (#/RPT 1) (No. to vote for 2) (%/RP 100.0)</p> <p>HERB HIRST 259 45.2 ROBERT (BUTCH) KINDEL 313 54.7</p> <p>Blank voted (ballots) 107 22.6 Over voted (ballots) 0 0.0</p>	<p>PORTLAND CITY (#/PCT 5) COMMISSIONER - POS 4 (#/RPT 5) (No. to vote for 1) (%/RP 100.0)</p> <p>CHARLIE HALES 209 100.0</p> <p>Blank voted (ballots) 221 51.3 Over voted (ballots) 0 0.0</p>
<p>HILLSBORO CITY MAYOR (#/PCT 28) (#/RPT 28) (No. to vote for 1) (%/RP 100.0)</p> <p>GORDON SHERMAN 3964 29.5 GORDON FABER 9466 70.4</p> <p>Blank voted (ballots) 4786 26.2 Over voted (ballots) 46 0.2</p>	<p>LAKE OSWEGO MAYOR (#/PCT 1) (#/RPT 1) (No. to vote for 1) (%/RP 100.0)</p> <p>BILL HOLSTEIN 1 25.0 BILL KLAMMER 2 50.0 JOHN BATES 1 25.0</p> <p>Blank voted (ballots) 0 0.0 Over voted (ballots) 0 0.0</p>	<p>PORTLAND CITY MAYOR (#/PCT 5) (#/RPT 5) (No. to vote for 1) (%/RP 100.0)</p> <p>VERA KATZ 276 100.0</p> <p>Blank voted (ballots) 154 35.8 Over voted (ballots) 0 0.0</p>	<p>RIVERGROVE CITY COUNCIL (#/PCT 1) 2(4 YR TERMS) & 1(2 YR) (#/RPT 1) (No. to vote for 3) (%/RP 100.0)</p> <p>BILLIE M COTTINGHAM 10 52.6 LAWRENCE MORRISON JR 9 47.3</p> <p>Blank voted (ballots) 11 52.3 Over voted (ballots) 0 0.0</p>
<p>HILLSBORO CITY COUNCIL (#/PCT 28) WARD 1 (#/RPT 28) (No. to vote for 1) (%/RP 100.0)</p> <p>BOB COUSSENS 6076 45.5 KAREN MCKINNEY 7277 54.4</p> <p>Blank voted (ballots) 4859 26.6 Over voted (ballots) 50 0.2</p>			

GENERAL ELECTION
TUESDAY, NOVEMBER 5, 1996
SUMMARY REPORT

<p>CITY OF BANKS (#/PCT 1) MEASURE 34-59 (#/RPT 1) (No. to vote for 1) (%/RP 100.0)</p> <p>YES 132 81.4 NO 30 18.5</p> <p>Blank voted (ballots) 18 10.0 Over voted (ballots) 0 0.0</p>	<p>CITY OF LAKE OSWEGO (#/PCT 1) MEASURE 3-78 (#/RPT 1) (No. to vote for 1) (%/RP 100.0)</p> <p>YES 2 50.0 NO 2 50.0</p> <p>Blank voted (ballots) 0 0.0 Over voted (ballots) 0 0.0</p>	<p>CITY OF SHERWOOD (#/PCT 4) MEASURE 34-55 (#/RPT 4) (No. to vote for 1) (%/RP 100.0)</p> <p>YES 1781 64.8 NO 964 35.1</p> <p>Blank voted (ballots) 255 8.4 Over voted (ballots) 2 0.0</p>	<p>LAKE OSWEGO SCHOOL (#/PCT 1) MEASURE 3-80 (#/RPT 1) (No. to vote for 1) (%/RP 100.0)</p> <p>YES 0 0.0 NO 1 100.0</p> <p>Blank voted (ballots) 1 50.0 Over voted (ballots) 0 0.0</p>
<p>CITY OF BEAVERTON (#/PCT 39) MEASURE 34-52 (#/RPT 39) (No. to vote for 1) (%/RP 100.0)</p> <p>YES 12928 57.6 NO 9496 42.3</p> <p>Blank voted (ballots) 3110 12.1 Over voted (ballots) 34 0.1</p>	<p>CITY OF LAKE OSWEGO (#/PCT 1) MEASURE 3-83 (#/RPT 1) (No. to vote for 1) (%/RP 100.0)</p> <p>YES 4 100.0 NO 0 0.0</p> <p>Blank voted (ballots) 0 0.0 Over voted (ballots) 0 0.0</p>	<p>CITY OF SHERWOOD (#/PCT 4) MEASURE 34-56 (#/RPT 4) (No. to vote for 1) (%/RP 100.0)</p> <p>YES 1708 62.1 NO 1038 37.8</p> <p>Blank voted (ballots) 254 8.4 Over voted (ballots) 2 0.0</p>	<p>TOTAL VOTER STATISTICS (#/PCT 265) (#/RPT 265) (%/RP 100.0)</p> <p>VOTER REGISTRATION 216015 TURNOUT 161362 74.6 FAIL SAFE 1630 GRAND TOTAL 162992 75.4</p>
<p>CITY OF CORNELIUS (#/PCT 3) MEASURE 34-60 (#/RPT 3) (No. to vote for 1) (%/RP 100.0)</p> <p>YES 865 42.7 NO 1158 57.2</p> <p>Blank voted (ballots) 196 8.8 Over voted (ballots) 2 0.0</p>	<p>CITY OF LAKE OSWEGO (#/PCT 1) MEASURE 3-84 (#/RPT 1) (No. to vote for 1) (%/RP 100.0)</p> <p>YES 4 100.0 NO 0 0.0</p> <p>Blank voted (ballots) 0 0.0 Over voted (ballots) 0 0.0</p>	<p>CITY OF TIGARD (#/PCT 23) MEASURE 34-57 (#/RPT 23) (No. to vote for 1) (%/RP 100.0)</p> <p>YES 10865 81.5 NO 2459 18.4</p> <p>Blank voted (ballots) 2923 17.9 Over voted (ballots) 6 0.0</p>	
<p>CITY OF KING CITY (#/PCT 2) MEASURE 34-54 (#/RPT 2) (No. to vote for 1) (%/RP 100.0)</p> <p>YES 652 49.0 NO 677 50.9</p> <p>Blank voted (ballots) 252 15.8 Over voted (ballots) 4 0.2</p>	<p>CITY OF NORTH PLAINS (#/PCT 1) MEASURE 34-53 (#/RPT 1) (No. to vote for 1) (%/RP 100.0)</p> <p>YES 199 45.8 NO 235 54.1</p> <p>Blank voted (ballots) 37 7.8 Over voted (ballots) 1 0.2</p>	<p>CITY OF TIGARD (#/PCT 23) MEASURE 34-58 (#/RPT 23) (No. to vote for 1) (%/RP 100.0)</p> <p>YES 10226 76.8 NO 3072 23.1</p> <p>Blank voted (ballots) 2952 18.1 Over voted (ballots) 3 0.0</p>	

GENERAL ELECTION
TUESDAY, NOVEMBER 5, 1996
SUMMARY REPORT

Date 11/22/96
Time 14:52:52

STATE MEASURE 33 (No. to vote for 1) YES NO Blank voted (ballots) Over voted (ballots)	(#/PCT 265) (#/RPT 265) (%/RP 100.0) 75720 51.2 72098 48.7 14936 9.1 238 0.1	STATE MEASURE 37 (No. to vote for 1) YES NO Blank voted (ballots) Over voted (ballots)	(#/PCT 265) (#/RPT 265) (%/RP 100.0) 69643 44.6 86399 55.3 6661 4.0 289 0.1	STATE MEASURE 41 (No. to vote for 1) YES NO Blank voted (ballots) Over voted (ballots)	(#/PCT 265) (#/RPT 265) (%/RP 100.0) 52815 36.4 92033 63.5 17786 10.9 358 0.2	STATE MEASURE 45 (No. to vote for 1) YES NO Blank voted (ballots) Over voted (ballots)	(#/PCT 265) (#/RPT 265) (%/RP 100.0) 61727 40.7 89824 59.2 11250 6.9 191 0.1
STATE MEASURE 34 (No. to vote for 1) YES NO Blank voted (ballots) Over voted (ballots)	(#/PCT 265) (#/RPT 265) (%/RP 100.0) 57635 38.1 93522 61.8 11564 7.0 271 0.1	STATE MEASURE 38 (No. to vote for 1) YES NO Blank voted (ballots) Over voted (ballots)	(#/PCT 265) (#/RPT 265) (%/RP 100.0) 60508 39.9 90800 60.0 11423 7.0 261 0.1	STATE MEASURE 42 (No. to vote for 1) YES NO Blank voted (ballots) Over voted (ballots)	(#/PCT 265) (#/RPT 265) (%/RP 100.0) 51253 34.1 98947 65.8 12555 7.7 237 0.1	STATE MEASURE 46 (No. to vote for 1) YES NO Blank voted (ballots) Over voted (ballots)	(#/PCT 265) (#/RPT 265) (%/RP 100.0) 19863 12.9 133947 87.0 9050 5.5 132 0.0
STATE MEASURE 35 (No. to vote for 1) YES NO Blank voted (ballots) Over voted (ballots)	(#/PCT 265) (#/RPT 265) (%/RP 100.0) 53858 38.0 87762 61.9 21070 12.9 302 0.1	STATE MEASURE 39 (No. to vote for 1) YES NO Blank voted (ballots) Over voted (ballots)	(#/PCT 265) (#/RPT 265) (%/RP 100.0) 62382 42.4 84730 57.5 15322 9.4 558 0.3	STATE MEASURE 43 (No. to vote for 1) YES NO Blank voted (ballots) Over voted (ballots)	(#/PCT 265) (#/RPT 265) (%/RP 100.0) 61851 43.7 79631 56.2 21315 13.0 195 0.1	STATE MEASURE 47 (No. to vote for 1) YES NO Blank voted (ballots) Over voted (ballots)	(#/PCT 265) (#/RPT 265) (%/RP 100.0) 79662 51.8 74075 48.1 9032 5.5 223 0.1
STATE MEASURE 36 (No. to vote for 1) YES NO Blank voted (ballots) Over voted (ballots)	(#/PCT 265) (#/RPT 265) (%/RP 100.0) 82041 52.9 73031 47.0 7653 4.6 267 0.1	STATE MEASURE 40 (No. to vote for 1) YES NO Blank voted (ballots) Over voted (ballots)	(#/PCT 265) (#/RPT 265) (%/RP 100.0) 92336 60.9 59240 39.0 11171 6.8 245 0.1	STATE MEASURE 44 (No. to vote for 1) YES NO Blank voted (ballots) Over voted (ballots)	(#/PCT 265) (#/RPT 265) (%/RP 100.0) 97384 62.6 57947 37.3 7432 4.5 229 0.1	STATE MEASURE 48 (No. to vote for 1) YES NO Blank voted (ballots) Over voted (ballots)	(#/PCT 265) (#/RPT 265) (%/RP 100.0) 72830 49.6 73810 50.3 16194 9.9 158 0.0

GENERAL ELECTION
TUESDAY, NOVEMBER 5, 1996
SUMMARY REPORT

<p>SHERWOOD CITY MAYOR (#/PCT 4) (#/RPT 4) (No. to vote for 1) (%/RP 100.0)</p> <p>RICK A HOHNBAUM 188 7.3 RON TOBIAS 1065 41.8 LANCE SESSIONS 336 13.2 BARRY W KENNEDY 197 7.7 BILL BOYLE 758 29.7</p> <p>Blank voted (ballots) 455 15.1 Over voted (ballots) 3 0.0</p>	<p>TUALATIN CITY COUNCIL (#/PCT 12) POSITION 2 (#/RPT 12) (No. to vote for 1) (%/RP 100.0)</p> <p>STEVEN DODSON 1546 35.7 STEVE CHRISMAN 2781 64.2</p> <p>Blank voted (ballots) 2580 37.0 Over voted (ballots) 50 0.7</p>	<p>WILSONVILLE CITY COUNCIL (#/PCT 1) VOTE FOR 3 (#/RPT 1) (No. to vote for 3) (%/RP 100.0)</p> <p>JOHN HELSER 3 37.5 LOUIS N MACDONALD 2 25.0 CLAY LUPER 0 0.0 BRUCE BARTON 3 37.5</p> <p>Blank voted (ballots) 1 20.0 Over voted (ballots) 0 0.0</p>	<p>STATE MEASURE 29 (#/PCT 265) (#/RPT 265) (No. to vote for 1) (%/RP 100.0)</p> <p>YES 35586 24.3 NO 110550 75.6</p> <p>Blank voted (ballots) 16345 10.0 Over voted (ballots) 511 0.3</p>
<p>SHERWOOD CITY COUNCIL (#/PCT 4) VOTE FOR 2 (#/RPT 4) (No. to vote for 2) (%/RP 100.0)</p> <p>MICHAEL J SCHOEN 839 25.1 MARK COTTLE 1383 41.4 THOMAS E KRAUSE 1113 33.3</p> <p>Blank voted (ballots) 776 25.8 Over voted (ballots) 1 0.0</p>	<p>TUALATIN CITY COUNCIL (#/PCT 12) POSITION 4 (#/RPT 12) (No. to vote for 1) (%/RP 100.0)</p> <p>SUE LAMB 3771 100.0</p> <p>Blank voted (ballots) 3186 45.7 Over voted (ballots) 0 0.0</p>	<p>STATE MEASURE 26 (#/PCT 265) (#/RPT 265) (No. to vote for 1) (%/RP 100.0)</p> <p>YES 112888 74.6 NO 38261 25.3</p> <p>Blank voted (ballots) 11563 7.0 Over voted (ballots) 280 0.1</p>	<p>STATE MEASURE 30 (#/PCT 265) (#/RPT 265) (No. to vote for 1) (%/RP 100.0)</p> <p>YES 79574 54.3 NO 66732 45.6</p> <p>Blank voted (ballots) 16482 10.1 Over voted (ballots) 204 0.1</p>
<p>TIGARD CITY COUNCIL (#/PCT 23) POSITION 1 (#/RPT 23) (No. to vote for 1) (%/RP 100.0)</p> <p>PAUL HUNT 8478 100.0</p> <p>Blank voted (ballots) 7775 47.8 Over voted (ballots) 0 0.0</p>	<p>TUALATIN CITY COUNCIL (#/PCT 12) POSITION 6 (#/RPT 12) (No. to vote for 1) (%/RP 100.0)</p> <p>LARRY HARVEY 2212 43.6 KATHY FORREST 2857 56.3</p> <p>Blank voted (ballots) 1854 26.6 Over voted (ballots) 34 0.4</p>	<p>STATE MEASURE 27 (#/PCT 265) (#/RPT 265) (No. to vote for 1) (%/RP 100.0)</p> <p>YES 38643 26.2 NO 108478 73.7</p> <p>Blank voted (ballots) 15574 9.5 Over voted (ballots) 297 0.1</p>	<p>STATE MEASURE 31 (#/PCT 265) (#/RPT 265) (No. to vote for 1) (%/RP 100.0)</p> <p>YES 80784 52.7 NO 72374 47.2</p> <p>Blank voted (ballots) 9577 5.8 Over voted (ballots) 257 0.1</p>
<p>TIGARD CITY COUNCIL (#/PCT 23) POSITION 2 (#/RPT 23) (No. to vote for 1) (%/RP 100.0)</p> <p>BRIAN MOORE 7343 72.6 JOHN WILLIAMS 2768 27.3</p> <p>Blank voted (ballots) 5886 36.2 Over voted (ballots) 256 1.5</p>	<p>WILSONVILLE CITY MAYOR (#/PCT 1) (#/RPT 1) (No. to vote for 1) (%/RP 100.0)</p> <p>CHARLOTTE LEHAN 2 40.0 JIM PATTERSON 3 60.0</p> <p>Blank voted (ballots) 0 0.0 Over voted (ballots) 0 0.0</p>	<p>STATE MEASURE 28 (#/PCT 265) (#/RPT 265) (No. to vote for 1) (%/RP 100.0)</p> <p>YES 87323 58.6 NO 61643 41.3</p> <p>Blank voted (ballots) 13778 8.4 Over voted (ballots) 248 0.1</p>	<p>STATE MEASURE 32 (#/PCT 265) (#/RPT 265) (No. to vote for 1) (%/RP 100.0)</p> <p>YES 79880 51.9 NO 73801 48.0</p> <p>Blank voted (ballots) 8968 5.5 Over voted (ballots) 343 0.2</p>