MAUL FOSTER ALONGI
3140 NE Broadway | Portland, OR 97232 | 971 544-2139 | www.maulfoster.com

July 17, 2026
Project No. M0022.01.052

Nancy Sawka
Oregon Department of Environmental Quality
4026 Fairview Industrial Dr. SE
Salem, OR, 97302

Re: French Drain Repair SMP Completion Report

Dear Nancy Sawka:

On behalf of Stella-Jones Corporation (Stella-Jones), Maul Foster & Alongi (MFA) has prepared this soil management plan (SMP) completion letter for the facility located at 22125 SW Rock Creek Road in Sheridan, Oregon (the Site). This letter describes the results of soil characterization process and disposal pathway of excavated soil as part of the French Drain Repair SMP provided to the Oregon Department of Environmental Quality (DEQ) on May 28, 2025 (Attachment A). This information is being provided to DEQ under the May 2014 Soil Management Plan Procedures (SMPP) for the Site.

Project Description

In accordance with the SMP, Stella-Jones repaired the French drain line cleanout point located in the northeastern corner of the Site, labeled as the northern French drain cleanout repair area in the attached Figure. The northern repair involved excavation of the area around the cleanout access point to replace the partially collapsed junction that was restricting flow. A maintenance hole was then added for easier access in the future. During the repair, it was brought to the attention of Stella-Jones that a second cleanout point with a maintenance hole needed to be installed to allow for proper jetting and cleanout. This was completed in the area labeled as the southern French drain cleanout repair area in the attached Figure. This excavation was completed in conjunction with the originally proposed location and followed the same SMP procedures.

The excavated soil was used as backfill material as much as feasible and the excavation areas were capped with gravel. The soil from each excavation was kept separate from each other. After the repairs were complete, approximately 15 to 20 cubic yards of soil remained from the northern repair and 10 cubic years of soil remained from the southern repair. The remaining soil was stockpiled separately on plastic sheeting, covered with plastic sheeting, and weighed down to prevent any potential erosion and dust generation. The stockpiled material has since been containerized in separate lined and covered roll-off bins pending transfer off site for disposal.

Each excavation's stockpiled soil was sampled by collecting five random discrete samples that were then field composited into single samples. Sample increments were collected using clean stainless-steel sampling equipment.

The sample increments were combined into laboratory-provided sample containers and placed on ice. The samples were submitted under chain-of-custody protocols to Apex Laboratories, LLC for sample processing and chemical analysis.

© 2026 Maul Foster & Alongi, Inc.

Data Summary

In accordance with the SMPP for the Site, the samples were analyzed for three chemicals of potential concern (COPC): total arsenic by EPA Method 6020B, dioxins/furans by EPA Method 1613B, and pentachlorophenol (penta) by EPA Method 8270E.

The attached Table and laboratory report (Attachment B) presents the results of the soil samples collected for characterization and are summarized below.

- Total arsenic was detected at 25.9 and 16.5 milligrams per kilogram (mg/kg) for the northern and southern excavations respectively.
- Penta was detected at 0.783 and 0.155 mg/kg for the northern and southern excavations respectively.
- Dioxins/furans toxicity equivalency (TEQ) was calculated at 477 and 431 picograms per gram for the northern and southern excavations respectively.

Soil Characterization

MFA used the waste determination process outlined in Section 4 of the SMPP and the soil profile decision tree (Figure 1 of the SMPP, Attachment C) to characterize the soil and identify the soil disposal pathway. The determination for each step of the decision tree is presented below.

Listed Waste

The soil from the excavation areas are not from an area of the Site known to have come into direct contact with process residuals or hazardous waste. Therefore, the soil does not need to be managed as a listed waste.

Characteristic Waste

MFA evaluated soil sample results using the Environmental Protection Agency (EPA) Hazardous Waste Rule of 20[1], based on EPA toxicity characteristic regulatory limits from Table 1 of U.S. 40 Code of Federal Regulations part 261.24.

The arsenic concentration of 25.9 and 16.5 mg/kg and the penta concentration of 0.783 and 0.155 mg/kg are below their respective EPA rule of 20 screening values of 100 mg/kg and 2,000 mg/kg.

Therefore, the soil does not have to be managed as characteristic waste.

Contaminated Media

MFA evaluated soil sample results against DEQ risk-based concentrations (RBCs) for soil ingestion, dermal contact, and inhalation pathway for both excavation and occupational worker receptors. Concentrations for each COPC are below their respective excavation worker RBC.

For occupational RBCs, arsenic and dioxins/furans TEQ exceeded their respective screening value in both the northern and southern excavations; penta did not exceed the screening value in either excavation area.

As there are RBC exceedances, the remaining excavated soil from both the northern and southern excavations associated with the French drain repair was managed and disposed of as a contaminated media.

[1] The EPA toxicity characteristic regulatory limit from Table 1 of U.S. 40 Code of Federal Regulations part 261.24 is multiplied by 20 in order to screen against total constituents.

© 2026 Maul Foster & Alongi, Inc.

Conclusion

Based on the soil profile decision tree evaluation, containerized soil from the French drain repair was disposed of as contaminated media. Stella-Jones managed the soil as contaminated media and coordinated with a waste hauler and appropriate disposal facility to properly dispose of the material.

Sincerely,

Maul Foster & Alongi, Inc.

Cody Schweitzer, RG
Project Geologist

Jessica Glenn
Principal Environmental Scientist

Attachment

Limitations

Figure

Table

A—French Drain Repair SMP

B—Laboratory Report

C—SMPP Figure 1: Soil Profile Decision Tree

cc:

Alex Clark

Heather Gawne

Anthony Ellison

Brian Bartlett

Steve Taylor

© 2026 Maul Foster & Alongi, Inc.

Limitations

The services undertaken in completing this report were performed consistent with generally accepted professional consulting principles and practices. No other warranty, express or implied, is made. These services were performed consistent with our agreement with our client. This report is solely for the use and information of our client unless otherwise noted. Any reliance on this report by a third party is at such party's sole risk.

Opinions and recommendations contained in this report apply to conditions existing when services were performed and are intended only for the client, purposes, locations, time frames, and project parameters indicated. We are not responsible for the impacts of any changes in environmental standards, practices, or regulations subsequent to performance of services. We do not warrant the accuracy of information supplied by others, or the use of segregated portions of this report.

MAUL
FOSTER
ALONGI

Figure

MAUL
FOSTER
ALONGI

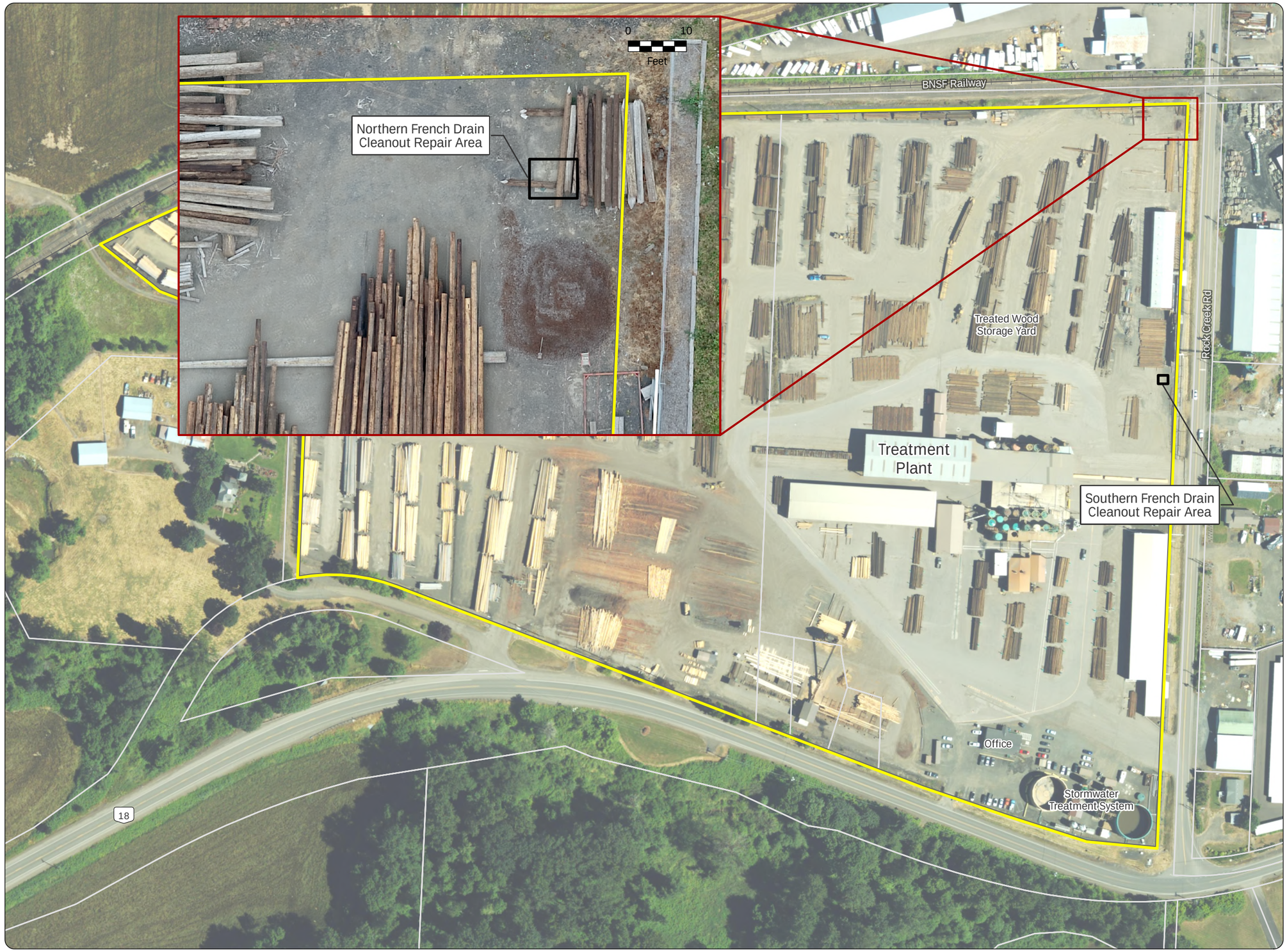

Figure
French Drain Repair

Stella-Jones Corporation
Sheridan, OR

Legend

- Facility Boundary
- Tax Lot

0 150
Feet

Data Sources
Inset aerial photograph acquired by drone in August 2023; sitewide aerial photograph (2022) obtained from the State of Oregon (2022); tax lot data obtained from Yamhill County (2025).

MAUL FOSTER ALONGI
p. 971 544 2139 | www.maulfoster.com

This product is for informational purposes and may not have been prepared for, or be suitable for legal, engineering, or surveying purposes. Users of this information should review or consult the primary data and information sources to ascertain the usability of the information.
© 2025 Maul Foster & Alongi, Inc.

Path: X:\0022.01\052\Pro\M0022_01_052_On_Call.aprx\Fig Facility Layout French Drain
Print Date: 12/22/2025
Reviewed By: cschweitzer
Produced By: efrank
Project: M0022.01.052

Table

MAUL
FOSTER
ALONGI

Table
French Drain Cleanout Repair Stockpile Results
Stella-Jones Sheridan

Location:	RBC, Soil Ingestion, Dermal Contact, and Inhalation[1]		EPA Hazardous Waste, Rule of 20[a]	STOCKPILE	
Sample Name:	Occupational	Excavation Worker		FRENCH DRAIN-SP NORTH	FRENCH DRAIN-SP SOUTH
Collection Date:				10/22/2025	10/22/2025
Total Metals (mg/kg)					
Arsenic	1.9	420	100	25.9	16.5
SVOCs (mg/kg)					
Pentachlorophenol	4.0	960	2,000	0.783	0.155
Dioxins/Furans (pg/g)					
1,2,3,4,6,7,8-HpCDD	NV	NV	NV	16,600	16,900
1,2,3,4,6,7,8-HpCDF	NV	NV	NV	4,400	2,100
1,2,3,4,7,8,9-HpCDF	NV	NV	NV	293	142
1,2,3,4,7,8-HxCDD	NV	NV	NV	115	106
1,2,3,4,7,8-HxCDF	NV	NV	NV	151	90.7
1,2,3,6,7,8-HxCDD	NV	NV	NV	625	547
1,2,3,6,7,8-HxCDF	NV	NV	NV	106	57.4
1,2,3,7,8,9-HxCDD	NV	NV	NV	230	235
1,2,3,7,8,9-HxCDF	NV	NV	NV	48.8 J	38.7 J
1,2,3,7,8-PeCDD	NV	NV	NV	49.5 J	57.8
1,2,3,7,8-PeCDF	NV	NV	NV	27.3 J	22.0 J
2,3,4,6,7,8-HxCDF	NV	NV	NV	175	100
2,3,4,7,8-PeCDF	NV	NV	NV	53.4	42.3 J
2,3,7,8-TCDD	16	4,800	NV	2.90 J	2.65 JK
2,3,7,8-TCDF	NV	NV	NV	7.49 J	6.89 JK
OCDD	NV	NV	NV	150,000 J	153,000 J
OCDF	NV	NV	NV	14,600	5,740
Total HpCDDs	NV	NV	NV	29,400 J	31,100 J
Total HpCDFs	NV	NV	NV	15,600	7,840 J
Total HxCDDs	NV	NV	NV	2,740 JK	2,710 JK
Total HxCDFs	NV	NV	NV	4,900 JK	3,020 JK
Total PeCDDs	NV	NV	NV	194 JK	192 JK
Total PeCDFs	NV	NV	NV	938 JK	636 JK
Total TCDDs	NV	NV	NV	13.1 JK	9.63 JK
Total TCDF	NV	NV	NV	65.3 J	40.7 JK
Dioxin/Furan TEQ[b][2]	16	4,800	NV	477 JT	431 JT

© 2026 Maul Foster Alongi, Inc.

Table
French Drain Cleanout Repair Stockpile Results
Stella-Jones Sheridan

Notes

Analytical results over the calibration range of the instrument were qualified with J as estimated.

Shading (color key below) indicates detected values that exceed screening criteria.

RBC, Soil Ingestion, Dermal Contact, and Inhalation, Occupational

EPA = U.S. Environmental Protection Agency.

J = result is estimated.

JK = result is estimated and an estimated maximum potential concentration.

mg/kg = milligrams per kilogram.

NV = no value.

pg/g = picograms per gram.

RBC = risk-based concentration.

SVOC = semivolatile organic compound.

T = result is calculated.

TEQ = toxicity equivalency.

[(a)]The EPA toxicity characteristic regulatory limit from Table 1 of U.S. 40 Code of Federal Regulations part 261.24 is multiplied by 20 in order to screen against total constituents.

[(b)]Dioxin/furan TEQ calculated as the sum of each congener concentration multiplied by the corresponding mammalian toxic equivalent factor.

References

[(1)]DEQ. 2023. Table: *Risk-Based Concentrations for Individual Chemicals.* Oregon Department of Environmental Quality, Environmental Cleanup Program. August.

[(2)]Van den Berg, M. et al. 2006. "The 2005 World Health Organization Reevaluation of Human and Mammalian Toxic Equivalency Factors for Dioxins and Dioxin-Like Compounds." *Toxicological Sciences,* 93(2): 223–241. [doi:10.1093/toxsci/kfl055]

© 2026 Maul Foster Alongi, Inc.

Attachment A

French Drain Repair SMP

MAUL
FOSTER
ALONGI

Memorandum

To: Nancy Sawka, Oregon Department of Environmental Quality

Date: May 28, 2025

From: Cody Schweitzer, Maul Foster & Alongi, Inc.

Project No.: M0022.01.052

Re: Soil Management Plan: French Drain Cleanout Repair

On behalf of Stella-Jones Corporation (Stella-Jones), Maul Foster & Alongi (MFA) has prepared this memorandum detailing how excavated soils will be managed as part of a French drain cleanout repair at the facility located at 22125 SW Rock Creek Road in Sheridan, Oregon (the Site). This information is being provided to the Oregon Department of Environmental Quality (DEQ) as required under the May 2014 Soil Management Plan Procedures (SMPP) for the Site.

Stella-Jones and MFA understand DEQ approval is required prior to any excavation activities on site. This memorandum includes the following information, as required by the SMPP:

- Description of proposed excavation activities
- Field activities (sampling locations, sample methodology, chemical analysis)
- Soil characterization process

This information is primarily detailed in the SMPP but is summarized in this memorandum in the context of the proposed site activities.

Proposed Excavation Activities

Stella-Jones plans to repair the French drain line cleanout point located in the northeastern corner of the Site (Figure 1). During the most recent cleanout, it was noted that at the cleanout access point, the junction was partially collapsed and restricting flow. An approximate 6-foot by 6-foot hole and 4-feet deep, will be excavated for repair and replacement of the existing junction. Soil excavated during the repair will be used as backfill as much as feasible. Stella-Jones and MFA estimate a minimal amount of material, less than approximately 10 cubic yards, will require characterization and on-site management prior to removal from the Site.

© 2025 Maul Foster & Alongi, Inc.

Image 1: French Drain cleanout (looking West)

Image 2: French Drain cleanout (looking South)

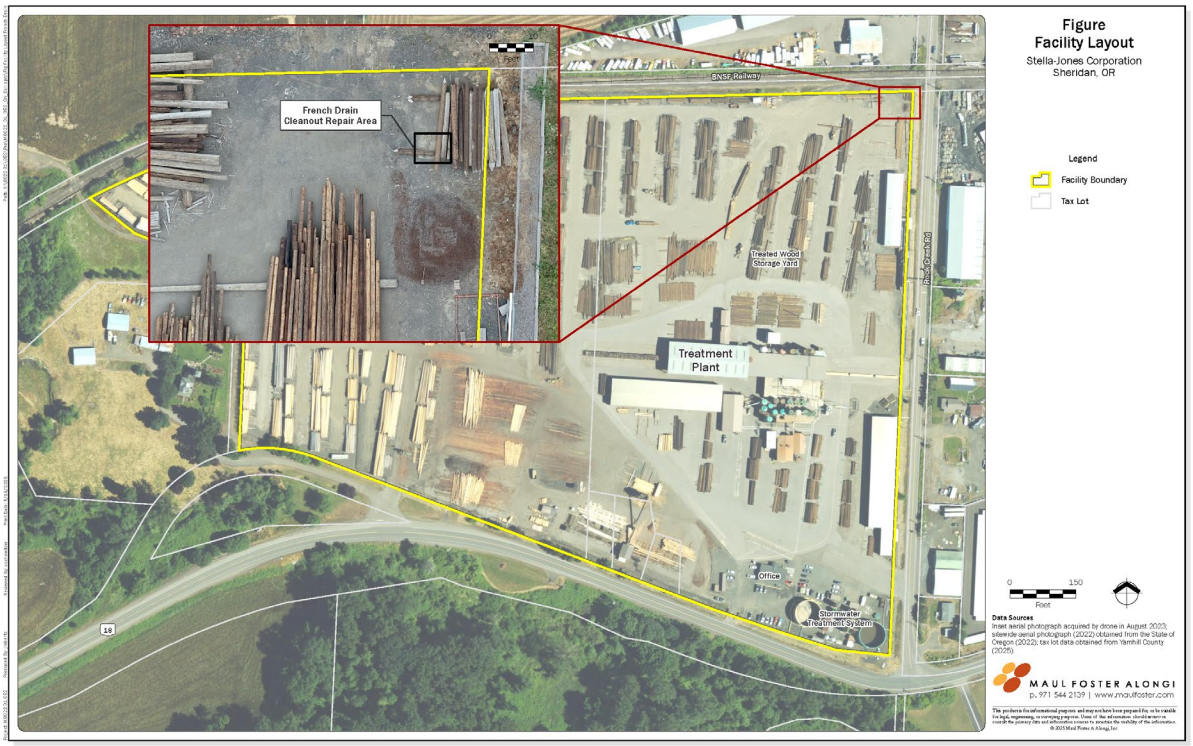

Figure: French Drain Cleanout repair area.

Field Activities

Soil from excavation activities will be stockpiled nearby for use as backfill material. After the repair is complete, the remaining soil will be stockpiled pending characterization for off-site disposal. Soil will be stockpiled under a rolling stock shed on 6-millimeter (mm) plastic sheeting, covered with 6 mm plastic sheeting, and weighted down with sandbags (or other equivalent method) to prevent any potential erosion and dust generation.

MFA proposes two methods for sampling the stockpile based on the amount of material generated. If the stockpile is less than approximately 10 cubic yards, soil will be sampled by collecting five random discrete samples that are then field composited into a single composite sample. Sample increments

© 2025 Maul Foster & Alongi, Inc.

will be collected using a clean stainless-steel measuring cup to ensure a consistent volume of material is collected for each increment.

If the stockpile is greater than approximately 10 cubic yards, soil will be sampled using an incremental sampling methodology (ISM) approach following current DEQ guidance. The stockpile will be considered a single decision unit and the ISM sample will consist of 50 increments of approximately 20 grams each for a total of approximately 1000 grams, with one replicate sample collected. Sample increments will be collected using a laboratory provided 2-ounce glass jar of approximately 20 grams each for a total of approximately 1000 grams to ensure a consistent volume of material is collected for each increment. The sample increment locations will be selected using a systematic random sampling scheme in accordance with DEQ's Decision Unit Characterization guidance, to be determined in the field based on the dimensions and volume of the stockpile.[1] If an ISM approach is used, MFA will provide a photo(s) of the stockpile and the sampling approach used for sampling.

The samples will be combined into one laboratory-provided sample container and placed on ice. Samples will be submitted under chain-of-custody protocols to Apex Laboratories, LLC for ISM sample processing and chemical analysis.

Soil Characterization Process

To assess concentrations of hazardous constituents, as described in the SMPP for the Site, soil samples will be analyzed for total arsenic by EPA Method 6020B, dioxins by EPA Method 8290A, and pentachlorophenol by EPA Method 8270E. Results will be evaluated against excavation worker and occupational worker RBCs (soil ingestion, dermal contact, and inhalation). Based on the analytical results, MFA will follow the soil profile decision tree (Figure 1 of the SMPP) to identify a soil disposal pathway for DEQ approval.

[1] DEQ. 2020. *Decision Unit Characterization.* Oregon Department of Environmental Quality. September 14.

© 2025 Maul Foster & Alongi, Inc.

Attachment B

Laboratory Report

MAUL
FOSTER
ALONGI

Apex Laboratories, LLC
6700 S.W. Sandburg Street
Tigard, OR 97223
503-718-2323
ORELAP ID: **OR100062**

ANALYTICAL REPORT

Saturday, November 15, 2025

Cody Schweitzer
Maul Foster & Alongi, INC.
3140 NE Broadway Street
Portland, OR 97232

RE: A5J1749 - Stella-Jones Sheridan - 2025 On-Call. - M0022.01.052

Thank you for using Apex Laboratories. We greatly appreciate your business and strive to provide the highest quality services to the environmental industry.

Enclosed are the results of analyses for work order A5J1749, which was received by the laboratory on 10/22/2025 at 5:17:00PM.

If you have any questions concerning this report or the services we offer, please feel free to contact me by email at: pnerenberg@apex-labs.com, or by phone at 503-718-2323.

Please note: All samples will be disposed of within 30 days of sample receipt, unless prior arrangements have been made.

Cooler Receipt Information		
Acceptable Receipt Temperature is less than, or equal to, 6 degC (not frozen), or received on ice the same day as sampling.		
(See Cooler Receipt Form for details)		
Default Cooler	4.6	degC

This Final Report is the official version of the data results for this sample submission, unless superseded by a subsequent, labeled amended report.
All other deliverables derived from this data, including Electronic Data Deliverables (EDDs), CLP-like forms, client requested summary sheets, and all other products are considered secondary to this report.

Apex Laboratories

Philip Nerenberg, Lab Director

The results in this report apply to the samples analyzed in accordance with the chain of custody document(s) and updated by any subsequent written communications. This analytical report must be reproduced in its entirety.

Apex Laboratories, LLC

6700 S.W. Sandburg Street
Tigard, OR 97223
503-718-2323
ORELAP ID: **OR100062**

ANALYTICAL REPORT

Maul Foster & Alongi, INC.	Project: **Stella-Jones Sheridan - 2025 On-Call.**	
3140 NE Broadway Street	Project Number: **M0022.01.052**	**Report ID:**
Portland, OR 97232	Project Manager: **Cody Schweitzer**	**A5J1749 - 11 15 25 1507**

ANALYTICAL REPORT FOR SAMPLES

SAMPLE INFORMATION

Client Sample ID	Laboratory ID	Matrix	Date Sampled	Date Received
French Drain-SP-North	**A5J1749-01**	**Soil**	**10/22/25 14:10**	**10/22/25 17:17**
French Drain-SP-South	**A5J1749-02**	**Soil**	**10/22/25 14:40**	**10/22/25 17:17**

Apex Laboratories

Philip Nerenberg

Philip Nerenberg, Lab Director

The results in this report apply to the samples analyzed in accordance with the chain of custody document(s) and updated by any subsequent written communications. This analytical report must be reproduced in its entirety.

Apex Laboratories, LLC
6700 S.W. Sandburg Street
Tigard, OR 97223
503-718-2323
ORELAP ID: **OR100062**

ANALYTICAL REPORT

Maul Foster & Alongi, INC.	Project: **Stella-Jones Sheridan - 2025 On-Call.**	
3140 NE Broadway Street	Project Number: **M0022.01.052**	**Report ID:**
Portland, OR 97232	Project Manager: **Cody Schweitzer**	**A5J1749 - 11 15 25 1507**

ANALYTICAL SAMPLE RESULTS

Pentachlorophenol by EPA 8270E

Analyte	Sample Result	Detection Limit	Reporting Limit	Units	Dilution	Date Analyzed	Method Ref.	Notes
French Drain-SP-North (A5J1749-01RE1)				**Matrix: Soil**		**Batch: 25J0828**		
Pentachlorophenol (PCP)	**783**	54.6	110	ug/kg dry	4	10/25/25 00:13	EPA 8270E	
Surrogate: 2,4,6-Tribromophenol (Surr)		*Recovery: 95 %*		*Limits: 39-132 %*	*4*	*10/25/25 00:13*	*EPA 8270E*	
French Drain-SP-South (A5J1749-02)				**Matrix: Soil**		**Batch: 25J0828**		
Pentachlorophenol (PCP)	**155**	62.5	126	ug/kg dry	4	10/24/25 23:40	EPA 8270E	
Surrogate: 2,4,6-Tribromophenol (Surr)		*Recovery: 86 %*		*Limits: 39-132 %*	*4*	*10/24/25 23:40*	*EPA 8270E*	

Apex Laboratories

Philip Nerenberg

Philip Nerenberg, Lab Director

The results in this report apply to the samples analyzed in accordance with the chain of custody document(s) and updated by any subsequent written communications. This analytical report must be reproduced in its entirety.

Apex Laboratories, LLC
6700 S.W. Sandburg Street
Tigard, OR 97223
503-718-2323
ORELAP ID: **OR100062**

ANALYTICAL REPORT

Maul Foster & Alongi, INC.	Project: **Stella-Jones Sheridan - 2025 On-Call.**	
3140 NE Broadway Street	Project Number: **M0022.01.052**	**Report ID:**
Portland, OR 97232	Project Manager: **Cody Schweitzer**	**A5J1749 - 11 15 25 1507**

ANALYTICAL SAMPLE RESULTS

Total Metals by EPA 6020B (ICPMS)

Analyte	Sample Result	Detection Limit	Reporting Limit	Units	Dilution	Date Analyzed	Method Ref.	Notes
French Drain-SP-North (A5J1749-01)				**Matrix: Soil**				
Batch: 25J1059								
Arsenic	**25.9**	---	1.13	mg/kg dry	10	10/30/25 18:52	EPA 6020B	
French Drain-SP-South (A5J1749-02)				**Matrix: Soil**				
Batch: 25J1059								
Arsenic	**16.5**	---	1.29	mg/kg dry	10	10/30/25 18:58	EPA 6020B	

Apex Laboratories

Philip Nerenberg

Philip Nerenberg, Lab Director

The results in this report apply to the samples analyzed in accordance with the chain of custody document(s) and updated by any subsequent written communications. This analytical report must be reproduced in its entirety.

Apex Laboratories, LLC

6700 S.W. Sandburg Street
Tigard, OR 97223
503-718-2323
ORELAP ID: **OR100062**

ANALYTICAL REPORT

Maul Foster & Alongi, INC.	Project: **Stella-Jones Sheridan - 2025 On-Call.**	
3140 NE Broadway Street	Project Number: **M0022.01.052**	**Report ID:**
Portland, OR 97232	Project Manager: **Cody Schweitzer**	**A5J1749 - 11 15 25 1507**

ANALYTICAL SAMPLE RESULTS

Percent Dry Weight

Analyte	Sample Result	Detection Limit	Reporting Limit	Units	Dilution	Date Analyzed	Method Ref.	Notes
French Drain-SP-North (A5J1749-01)				**Matrix: Soil**		**Batch: 25J0822**		
% Solids	**92.5**	---	1.00	%	1	10/24/25 08:38	EPA 8000D	
French Drain-SP-South (A5J1749-02)				**Matrix: Soil**		**Batch: 25J0822**		
% Solids	**82.0**	---	1.00	%	1	10/24/25 08:38	EPA 8000D	

Apex Laboratories

Philip Nerenberg

Philip Nerenberg, Lab Director

The results in this report apply to the samples analyzed in accordance with the chain of custody document(s) and updated by any subsequent written communications. This analytical report must be reproduced in its entirety.

Apex Laboratories, LLC
6700 S.W. Sandburg Street
Tigard, OR 97223
503-718-2323
ORELAP ID: **OR100062**

ANALYTICAL REPORT

Maul Foster & Alongi, INC.	Project: **Stella-Jones Sheridan - 2025 On-Call.**	
3140 NE Broadway Street	Project Number: **M0022.01.052**	**Report ID:**
Portland, OR 97232	Project Manager: **Cody Schweitzer**	**A5J1749 - 11 15 25 1507**

QUALITY CONTROL (QC) SAMPLE RESULTS

Pentachlorophenol by EPA 8270E

Analyte	Result	Detection Limit	Reporting Limit	Units	Dilution	Spike Amount	Source Result	% REC	% REC Limits	RPD	RPD Limit	Notes
Batch 25J0828 - EPA 3546							**Soil**					
Blank (25J0828-BLK2)			Prepared: 10/23/25 11:59		Analyzed: 10/23/25 20:27							
EPA 8270E												
Pentachlorophenol (PCP)	ND	13.3	26.7	ug/kg wet	1	---	---	---	---	---	---	
Surr: 2,4,6-Tribromophenol (Surr)			*Recovery: 81 %*	*Limits: 39-132 %*			*Dilution: 1x*					
LCS (25J0828-BS2)			Prepared: 10/23/25 11:59		Analyzed: 10/23/25 21:02							
EPA 8270E												
Pentachlorophenol (PCP)	449	53.2	107	ug/kg wet	4	533	---	84	25-133%	---	---	
Surr: 2,4,6-Tribromophenol (Surr)			*Recovery: 100 %*	*Limits: 39-132 %*			*Dilution: 4x*					
Duplicate (25J0828-DUP2)			Prepared: 10/23/25 11:59		Analyzed: 10/23/25 22:12							
QC Source Sample: Non-SDG (A5J1670-01)												
Pentachlorophenol (PCP)	ND	15.1	30.3	ug/kg dry	1	---	ND	---	---	---	30%	
Surr: 2,4,6-Tribromophenol (Surr)			*Recovery: 99 %*	*Limits: 39-132 %*			*Dilution: 1x*					
Matrix Spike (25J0828-MS2)			Prepared: 10/23/25 11:59		Analyzed: 10/23/25 22:46							
QC Source Sample: Non-SDG (A5J1670-01)												
EPA 8270E												
Pentachlorophenol (PCP)	560	60.6	122	ug/kg dry	4	608	ND	92	25-133%	---	---	
Surr: 2,4,6-Tribromophenol (Surr)			*Recovery: 96 %*	*Limits: 39-132 %*			*Dilution: 4x*					

Apex Laboratories

Philip Nerenberg

Philip Nerenberg, Lab Director

The results in this report apply to the samples analyzed in accordance with the chain of custody document(s) and updated by any subsequent written communications. This analytical report must be reproduced in its entirety.

Apex Laboratories, LLC
6700 S.W. Sandburg Street
Tigard, OR 97223
503-718-2323
ORELAP ID: **OR100062**

ANALYTICAL REPORT

Maul Foster & Alongi, INC.	Project: **Stella-Jones Sheridan - 2025 On-Call.**	
3140 NE Broadway Street	Project Number: **M0022.01.052**	**Report ID:**
Portland, OR 97232	Project Manager: **Cody Schweitzer**	**A5J1749 - 11 15 25 1507**

QUALITY CONTROL (QC) SAMPLE RESULTS

Total Metals by EPA 6020B (ICPMS)

Analyte	Result	Detection Limit	Reporting Limit	Units	Dilution	Spike Amount	Source Result	% REC	% REC Limits	RPD	RPD Limit	Notes
Batch 25J1059 - EPA 3051A							**Soil**					
Blank (25J1059-BLK1)			Prepared: 10/30/25 08:49		Analyzed: 10/30/25 17:47							
EPA 6020B												
Arsenic	ND	---	1.00	mg/kg wet	10	---	---	---	---	---	---	
LCS (25J1059-BS1)			Prepared: 10/30/25 08:49		Analyzed: 10/30/25 17:58							
EPA 6020B												
Arsenic	49.1	---	1.00	mg/kg wet	10	50.0	---	98	80-120%	---	---	
Duplicate (25J1059-DUP1)			Prepared: 10/30/25 08:49		Analyzed: 10/30/25 18:09							
QC Source Sample: Non-SDG (A5J1711-06)												
Arsenic	**2.05**	---	1.24	mg/kg dry	10	---	2.35	---	---	13	20%	
Matrix Spike (25J1059-MS1)			Prepared: 10/30/25 08:49		Analyzed: 10/30/25 18:14							
QC Source Sample: Non-SDG (A5J1711-06)												
EPA 6020B												
Arsenic	60.0	---	1.14	mg/kg dry	10	57.1	2.35	101	75-125%	---	---	

Apex Laboratories

Philip Nerenberg, Lab Director

The results in this report apply to the samples analyzed in accordance with the chain of custody document(s) and updated by any subsequent written communications. This analytical report must be reproduced in its entirety.

Apex Laboratories, LLC
6700 S.W. Sandburg Street
Tigard, OR 97223
503-718-2323
ORELAP ID: **OR100062**

ANALYTICAL REPORT

Maul Foster & Alongi, INC.	Project: **Stella-Jones Sheridan - 2025 On-Call.**	
3140 NE Broadway Street	Project Number: **M0022.01.052**	**Report ID:**
Portland, OR 97232	Project Manager: **Cody Schweitzer**	**A5J1749 - 11 15 25 1507**

QUALITY CONTROL (QC) SAMPLE RESULTS

Percent Dry Weight

Analyte	Result	Detection Limit	Reporting Limit	Units	Dilution	Spike Amount	Source Result	% REC	% REC Limits	RPD	RPD Limit	Notes
Batch 25J0822 - Dry Weight Prep (EPA 8000D)							**Soil**					
Duplicate (25J0822-DUP1)			Prepared: 10/23/25 10:44		Analyzed: 10/24/25 08:38							**CONT**
QC Source Sample: Non-SDG (A5J1726-01)												
% Solids	**86.5**	---	1.00	%	1	---	91.7	---	---	6	10%	
Duplicate (25J0822-DUP2)			Prepared: 10/23/25 10:44		Analyzed: 10/24/25 08:38							**CONT**
QC Source Sample: Non-SDG (A5J1727-01)												
% Solids	**79.0**	---	1.00	%	1	---	79.6	---	---	0.8	10%	
Duplicate (25J0822-DUP3)			Prepared: 10/23/25 10:44		Analyzed: 10/24/25 08:38							
QC Source Sample: Non-SDG (A5J1743-01)												
% Solids	**89.8**	---	1.00	%	1	---	93.0	---	---	3	10%	
Duplicate (25J0822-DUP4)			Prepared: 10/23/25 10:44		Analyzed: 10/24/25 08:38							
QC Source Sample: French Drain-SP-North (A5J1749-01)												
EPA 8000D												
% Solids	**89.6**	---	1.00	%	1	---	92.5	---	---	3	10%	
Duplicate (25J0822-DUP5)			Prepared: 10/23/25 13:06		Analyzed: 10/24/25 08:38							
QC Source Sample: Non-SDG (A5J1686-01)												
% Solids	**92.6**	---	1.00	%	1	---	92.6	---	---	0.02	10%	
Duplicate (25J0822-DUP6)			Prepared: 10/23/25 13:06		Analyzed: 10/24/25 08:38							
QC Source Sample: Non-SDG (A5J1770-01)												
% Solids	**91.0**	---	1.00	%	1	---	91.0	---	---	0.05	10%	
Duplicate (25J0822-DUP7)			Prepared: 10/23/25 18:17		Analyzed: 10/24/25 08:38							
QC Source Sample: Non-SDG (A5J1787-01)												
% Solids	**88.5**	---	1.00	%	1	---	89.3	---	---	0.9	10%	
Duplicate (25J0822-DUP8)			Prepared: 10/23/25 18:34		Analyzed: 10/24/25 08:38							
QC Source Sample: Non-SDG (A5J1796-02)												
% Solids	**81.3**	---	1.00	%	1	---	80.6	---	---	0.9	10%	

Apex Laboratories

Philip Nerenberg

Philip Nerenberg, Lab Director

The results in this report apply to the samples analyzed in accordance with the chain of custody document(s) and updated by any subsequent written communications. This analytical report must be reproduced in its entirety.

Apex Laboratories, LLC

6700 S.W. Sandburg Street
Tigard, OR 97223
503-718-2323
ORELAP ID: **OR100062**

ANALYTICAL REPORT

Maul Foster & Alongi, INC.	Project: **Stella-Jones Sheridan - 2025 On-Call.**	
3140 NE Broadway Street	Project Number: **M0022.01.052**	**Report ID:**
Portland, OR 97232	Project Manager: **Cody Schweitzer**	**A5J1749 - 11 15 25 1507**

QUALITY CONTROL (QC) SAMPLE RESULTS

Percent Dry Weight

Analyte	Result	Detection Limit	Reporting Limit	Units	Dilution	Spike Amount	Source Result	% REC	% REC Limits	RPD	RPD Limit	Notes
Batch 25J0822 - Dry Weight Prep (EPA 8000D)							**Soil**					

No Client related Batch QC samples analyzed for this batch. See notes page for more information.

Apex Laboratories

Philip Nerenberg

Philip Nerenberg, Lab Director

The results in this report apply to the samples analyzed in accordance with the chain of custody document(s) and updated by any subsequent written communications. This analytical report must be reproduced in its entirety.

Apex Laboratories, LLC
6700 S.W. Sandburg Street
Tigard, OR 97223
503-718-2323
ORELAP ID: **OR100062**

ANALYTICAL REPORT

Maul Foster & Alongi, INC.	Project: **Stella-Jones Sheridan - 2025 On-Call.**	
3140 NE Broadway Street	Project Number: **M0022.01.052**	**Report ID:**
Portland, OR 97232	Project Manager: **Cody Schweitzer**	**A5J1749 - 11 15 25 1507**

SAMPLE PREPARATION INFORMATION

Pentachlorophenol by EPA 8270E

Prep: EPA 3546

Lab Number	Matrix	Method	Sampled	Prepared	Sample Initial/Final	Default Initial/Final	RL Prep Factor
Batch: 25J0828							
A5J1749-01RE1	Soil	EPA 8270E	10/22/25 14:10	10/23/25 12:49	15.8g/2mL	15g/2mL	0.95
A5J1749-02	Soil	EPA 8270E	10/22/25 14:40	10/23/25 12:49	15.56g/2mL	15g/2mL	0.96

Total Metals by EPA 6020B (ICPMS)

Prep: EPA 3051A

Lab Number	Matrix	Method	Sampled	Prepared	Sample Initial/Final	Default Initial/Final	RL Prep Factor
Batch: 25J1059							
A5J1749-01	Soil	EPA 6020B	10/22/25 14:10	10/30/25 08:49	0.479g/50mL	0.5g/50mL	1.04
A5J1749-02	Soil	EPA 6020B	10/22/25 14:40	10/30/25 08:49	0.472g/50mL	0.5g/50mL	1.06

Percent Dry Weight

Prep: Dry Weight Prep (EPA 8000D)

Lab Number	Matrix	Method	Sampled	Prepared	Sample Initial/Final	Default Initial/Final	RL Prep Factor
Batch: 25J0822							
A5J1749-01	Soil	EPA 8000D	10/22/25 14:10	10/23/25 10:44	1g	1g	1.00
A5J1749-02	Soil	EPA 8000D	10/22/25 14:40	10/23/25 10:44	1g	1g	1.00

Apex Laboratories

Philip Nerenberg

Philip Nerenberg, Lab Director

The results in this report apply to the samples analyzed in accordance with the chain of custody document(s) and updated by any subsequent written communications. This analytical report must be reproduced in its entirety.

Apex Laboratories, LLC

6700 S.W. Sandburg Street
Tigard, OR 97223
503-718-2323
ORELAP ID: **OR100062**

ANALYTICAL REPORT

Maul Foster & Alongi, INC.	Project: **Stella-Jones Sheridan - 2025 On-Call.**	
3140 NE Broadway Street	Project Number: **M0022.01.052**	**Report ID:**
Portland, OR 97232	Project Manager: **Cody Schweitzer**	**A5J1749 - 11 15 25 1507**

QUALIFIER DEFINITIONS

Client Sample and Quality Control (QC) Sample Qualifier Definitions:

Apex Laboratories

CONT The Sample Container provided for this analysis was not provided by Apex Laboratories, and has not been verified as part of the Apex Quality System.

Apex Laboratories

Philip Nerenberg, Lab Director

The results in this report apply to the samples analyzed in accordance with the chain of custody document(s) and updated by any subsequent written communications. This analytical report must be reproduced in its entirety.

Apex Laboratories, LLC

6700 S.W. Sandburg Street
Tigard, OR 97223
503-718-2323
ORELAP ID: **OR100062**

ANALYTICAL REPORT

Maul Foster & Alongi, INC.	Project: **Stella-Jones Sheridan - 2025 On-Call.**	
3140 NE Broadway Street	Project Number: **M0022.01.052**	**Report ID:**
Portland, OR 97232	Project Manager: **Cody Schweitzer**	**A5J1749 - 11 15 25 1507**

REPORTING NOTES AND CONVENTIONS:

Abbreviations:

DET Analyte DETECTED at or above the detection or reporting limit.

ND Analyte NOT DETECTED at or above the detection or reporting limit.

NR Result Not Reported

RPD Relative Percent Difference. RPDs for Matrix Spikes and Matrix Spike Duplicates are based on concentration, not recovery.

Detection Limits: Limit of Detection (LOD)

Validated Limits of Detection (LODs) are normally set at a level of one half the validated Limit of Quantitation (LOQ).
If no value is listed ('-----'), then the data has not been evaluated below the Reporting Limit.

Reporting Limits: Limit of Quantitation (LOQ)

Validated Limits of Quantitation (LOQs) are reported as the Reporting Limits for all analyses where the LOQ, MRL, PQL or CRL are requested. The LOQ represents a level at or above the low point of the calibration curve, that has been validated according to Apex Laboratories' comprehensive LOQ policies and procedures.

Reporting and Detection Limits: Default Limits

Default Reporting and Detection Limits are based on 100% dry weight with the minimum dilution for the analysis. Reporting and Detection Limits are raised due to moisture content, additional dilutions required for analysis, matrix interferences and in other cases, as necessary.

Reporting Conventions:

Basis: Results for soil samples are generally reported on a 100% dry weight basis.
The Result Basis is listed following the units as " dry", " wet", or " " (blank) designation.

" dry" Sample results and Reporting Limits are reported on a dry weight basis. (i.e. "ug/kg dry")
See Percent Solids section for details of dry weight analysis.

" wet" Sample results and Reporting Limits for this analysis are normally dry weight corrected, but have not been modified in this case.

" " Results without 'wet' or 'dry' designation are not normally dry weight corrected. These results are considered 'As Received'.

Results for Volatiles analyses on soils and sediments that are reported on a “dry weight” basis include the water miscible solvent (WMS) correction referenced in the EPA 8000 Method guidance documents. Solid and Liquid samples reported on an “As Received” basis do not have the WMS correction applied, as dry weight was not performed.

QC Source:

In cases where there is insufficient sample provided for Sample Duplicates and/or Matrix Spikes, a Lab Control Sample Duplicate (LCS Dup) may be analyzed to demonstrate accuracy and precision of the extraction batch.

Non-Client Batch QC Samples (Duplicates and Matrix Spike/Duplicates) may not be included in this report. Please request a Full QC report if this data is required.

Miscellaneous Notes:

" --- " QC results are not applicable. For example, % Recoveries for Blanks and Duplicates, % RPD for Blanks, Blank Spikes and Matrix Spikes, etc.

" *** " Used to indicate a possible discrepancy with the Sample and Sample Duplicate results when the %RPD is not available. In this case, either the Sample or the Sample Duplicate has a reportable result for this analyte, while the other is Non Detect (ND).

Apex Laboratories

The results in this report apply to the samples analyzed in accordance with the chain of custody document(s) and updated by any subsequent written communications. This analytical report must be reproduced in its entirety.

Philip Nerenberg, Lab Director

Apex Laboratories, LLC
6700 S.W. Sandburg Street
Tigard, OR 97223
503-718-2323
ORELAP ID: **OR100062**

Maul Foster & Alongi, INC.	Project: **Stella-Jones Sheridan - 2025 On-Call.**	
3140 NE Broadway Street	Project Number: **M0022.01.052**	**Report ID:**
Portland, OR 97232	Project Manager: **Cody Schweitzer**	**A5J1749 - 11 15 25 1507**

REPORTING NOTES AND CONVENTIONS (Cont.):

Blanks:

Standard practice is to evaluate the results from Blank QC Samples down to a level equal to one half of the Reporting Limit (RL).
Blank results for gravimetric analyses are evaluated to the Reporting Level, not to half of the Reporting Level.
-For Blank hits falling between ½ the RL and the RL (J flagged hits), the associated sample and QC data will receive a 'B-02' qualifier.
-For Blank hits above the RL, the associated sample and QC data will receive a 'B' qualifier, per Apex Laboratories' Blank Policy.
For further details, please request a copy of this document.
-Sample results flagged with a 'B' or 'B-02' qualifier are potentially biased high if the sample results are less than ten times the level found in the blank for inorganic analyses, or less than five times the level found in the blank for organic analyses.
'B' and 'B-02' qualifications are only applied to sample results detected above the Reporting Level, if results are not reported to the MDL.

Preparation Notes:

Mixed Matrix Samples:

Water Samples:

Water samples containing significant amounts of sediment are decanted or separated prior to extraction, and only the water portion analyzed, unless otherwise directed by the client.

Soil and Sediment Samples:

Soil and Sediment samples containing significant amounts of water are decanted prior to extraction, and only the solid portion analyzed, unless otherwise directed by the client.

Sampling and Preservation Notes:

Certain regulatory programs, such as National Pollutant Discharge Elimination System (NPDES), require that activities such as sample filtration (for dissolved metals, orthophosphate, hexavalent chromium, etc.) and testing of short hold analytes (pH, Dissolved Oxygen, etc.) be performed in the field (on-site) within a short time window. In addition, sample matrix spikes are required for some analyses, and sufficient volume must be provided, and billable site specific QC requested, if this is required. All regulatory permits should be reviewed to ensure that these requirements are being met.

Data users should be aware of which regulations pertain to the samples they submit for testing. If related sample collection activities are not approved for a particular regulatory program, results should be considered estimates. Apex Laboratories will qualify these analytes according to the most stringent requirements, however results for samples that are for non-regulatory purposes may be acceptable.

Samples that have been filtered and preserved at Apex Laboratories per client request are listed in the preparation section of the report with the date and time of filtration listed.

Apex Laboratories maintains detailed records on sample receipt, including client label verification, cooler temperature, sample preservation, hold time compliance and field filtration. Data is qualified as necessary, and the lack of qualification indicates compliance with required parameters.

Apex Laboratories, LLC
6700 S.W. Sandburg Street
Tigard, OR 97223
503-718-2323
ORELAP ID: **OR100062**

Maul Foster & Alongi, INC.	Project:	**Stella-Jones Sheridan - 2025 On-Call.**	
3140 NE Broadway Street	Project Number:	**M0022.01.052**	**Report ID:**
Portland, OR 97232	Project Manager:	**Cody Schweitzer**	**A5J1749 - 11 15 25 1507**

Decanted Samples:

Soils/Sediments:
Unless TCLP analysis is required or there is notification otherwise for a specific project, all Soil and Sediments containing excess water are decanted prior to analysis in order to provide the most representative sample for analysis.

Water Samples:
Water samples containing solids and sediment may need to be decanted in order to eliminate these particulates from the water extractions. In the case of organics extractions, a solvent rinse of the container will not be performed.

Volatiles Soils (5035s)
Samples that are field preserved by 5035 for volatiles are dry weight corrected using the same dry weight corretion as for normal analyses. In the case of decanted samples, the dry weight may be performed on a decanted sample, while the aliquot for 5035 may not have been treated the same way. If this is a concern, please submit separate containers for dry weight analysis for volatiles can be provided.

All samples decanted in the laboratory are noted in this report with the DCNT qualifier indicating the sample was decanted.

Apex Laboratories

Philip Nerenberg

Philip Nerenberg, Lab Director

The results in this report apply to the samples analyzed in accordance with the chain of custody document(s) and updated by any subsequent written communications. This analytical report must be reproduced in its entirety.

Apex Laboratories, LLC
6700 S.W. Sandburg Street
Tigard, OR 97223
503-718-2323
ORELAP ID: **OR100062**

ANALYTICAL REPORT

Maul Foster & Alongi, INC.	Project: **Stella-Jones Sheridan - 2025 On-Call.**	
3140 NE Broadway Street	Project Number: **M0022.01.052**	**Report ID:**
Portland, OR 97232	Project Manager: **Cody Schweitzer**	**A5J1749 - 11 15 25 1507**

LABORATORY ACCREDITATION INFORMATION

ORELAP Certification ID: OR100062 (Primary Accreditation) - EPA ID: OR01039

All methods and analytes reported from work performed at Apex Laboratories are included on Apex Laboratories' ORELAP Scope of Certification, with the exception of any analyte(s) listed below:

Apex Laboratories

Matrix	Analysis	TNI_ID	Analyte	TNI_ID	Accreditation

All reported analytes are included in Apex Laboratories' current ORELAP scope.

Secondary Accreditations

Apex Laboratories also maintains reciprocal accreditation with non-TNI states (Washington DOE), as well as other state specific accreditations not listed here.

Subcontract Laboratory Accreditations

Subcontracted data falls outside of Apex Laboratories' Scope of Accreditation.
Please see the Subcontract Laboratory report for full details, or contact your Project Manager for more information.

Field Testing Parameters

Results for Field Tested data are provded by the client or sampler, and fall outside of Apex Laboratories' Scope of Accreditation.

Apex Laboratories

Philip Nerenberg

Philip Nerenberg, Lab Director

The results in this report apply to the samples analyzed in accordance with the chain of custody document(s) and updated by any subsequent written communications. This analytical report must be reproduced in its entirety.

ANALYTICAL REPORT

Apex Laboratories, LLC
6700 S.W. Sandburg Street
Tigard, OR 97223
503-718-2323
ORELAP ID: **OR100062**

Maul Foster & Alongi, INC.	Project: **Stella-Jones Sheridan - 2025 On-Call.**	
3140 NE Broadway Street	Project Number: **M0022.01.052**	**Report ID:**
Portland, OR 97232	Project Manager: **Cody Schweitzer**	**A5J1749 - 11 15 25 1507**

APEX LABS
6700 SW Sandburg St., Tigard, OR 97223 Ph: 503-718-2323

CHAIN OF CUSTODY

Lab # A5J1749 COC 1 of 1

Company: Maul Foster & Alongi
Project Mgr: Cody Schweitzer
Project Name: Stella-Jones Sheridan
Project #: M0022.01.052
Address: 3140 NE Broadway Portland, OR 97232
Phone: 971-337-8024
Email: cschweitzer@mfa-ltd.com
PO #
Sampled by: Cody Schweitzer

State Sampled: OR WA
Other
County:

ANALYSIS REQUEST

	SAMPLE ID	DATE	TIME	MATRIX	# OF CONTAINERS	NWTPH-HCID	NWTPH-Dx	NWTPH-Gx	8260D BTEX	8260D RBDM VOCs	8260D Halo VOCs	8260D VOCs Full List	8270E PAHs	8270E Semi-Vols Full List	8082A PCBs	8081B Pest	RCRA Metals (8)	Priority Metals (13)	Al, Sb, As, Ba, Be, Cd, Ca, Cr, Co, Cu, Fe, Pb, Hg, Mg, Mn, Mo, Ni, K, Se, Ag, Na, Tl, V, Zn TOTAL DISS. TCLP	TCLP Metals (8)	Phenols (8270E)	Phenols/Fluors (16B/B)	HOLD	Archive - Frozen
1	French Drain - SP - North	10/22/25	1410	So	2														X	X	X			
2	French Drain - SP - South	10/22/25	1440	So	2														X	X	X			
3																								
4																								
5																								
6																								
7																								
8																								
9																								
10																								

Normal Turn Around Time (TAT) = 10 Business Days ---> X

SPECIAL INSTRUCTIONS:

*** RUSH - Request ---> Indicate Date Needed:

***Rush TAT requests may incur additional cost

For TAT calculations, samples received after 3pm will be considered received the next business day.
Data will be reported by 6pm. Samples with <72 hrs of hold time may be surcharged.

SAMPLES ARE HELD FOR 30 DAYS

RELINQUISHED BY:	RECEIVED BY:	RELINQUISHED BY:	RECEIVED BY:
Signature:	Signature:	Signature:	Signature:
Date: 10/22/25	Date: 10/22/25	Date:	Date:
Time: 1717	Time: 1717	Time:	Time:
Printed Name:	Printed Name: Wyatt Norberg	Printed Name:	Printed Name:
Company: MFA	Company: Apex	Company:	Company:

Apex Laboratories

Philip Nerenberg

Philip Nerenberg, Lab Director

The results in this report apply to the samples analyzed in accordance with the chain of custody document(s) and updated by any subsequent written communications. This analytical report must be reproduced in its entirety.

Apex Laboratories, LLC
6700 S.W. Sandburg Street
Tigard, OR 97223
503-718-2323
ORELAP ID: **OR100062**

ANALYTICAL REPORT

Maul Foster & Alongi, INC.	Project: **Stella-Jones Sheridan - 2025 On-Call.**	
3140 NE Broadway Street	Project Number: **M0022.01.052**	**Report ID:**
Portland, OR 97232	Project Manager: **Cody Schweitzer**	**A5J1749 - 11 15 25 1507**

APEX LABS COOLER RECEIPT FORM

Client: Maul Foster & Along; Element WO#: A5J1749

Project/Project #: Stella-Jones Sheridan / M0022.01.052

Delivery Info:

Date/time received: 10/22/25 @ 1717 By: KN

Delivered by: Apex__ Client X ESS__ FedEx__ UPS__ Radio__ Morgan__ SDS__ Evergreen__ Other__

From USDA Regulated Origin? Yes ____ No ✓

Cooler Inspection Date/time inspected: 10/22/25 @ 1717 By: KN

Chain of Custody included? Yes ✓ No ____

Signed/dated by client? Yes ✓ No ____

Contains USDA Reg. Soils? Yes ____ No ✓ Unsure (email RegSoils) ____

	Cooler #1	Cooler #2	Cooler #3	Cooler #4	Cooler #5	Cooler #6	Cooler #7
Temperature (°C)	4.6						
Custody seals? (Y/N)	N						
Received on ice? (Y/N)	Y						
Temp. blanks? (Y/N)	Y						
Ice type: (Gel/Real/Other)	Real						
Condition (In/Out):	In						

Cooler out of temp? (Y/N) Possible reason why:

Green dots applied to out of temperature samples? Yes/No

Out of temperature samples form initiated? Yes/No

Sample Inspection: Date/time inspected: 10/22/25 @ 1750 By: ZA

All samples intact? Yes ✓ No ___ Comments:

Bottle labels/COCs agree? Yes ✓ No ___ Comments:

COC/container discrepancies form initiated? Yes ___ No ✓

Containers/volumes received appropriate for analysis? Yes ✓ No ___ Comments:

Do VOA vials have visible headspace? Yes ___ No ___ NA ✓

Comments

Water samples: pH checked: Yes___ No___ NA ✓ pH appropriate? Yes___ No___ NA ✓ pH ID:

Comments:

Labeled by: ZA Witness: KN Cooler Inspected by: ZA

Form Y-003 R-02

Apex Laboratories

Philip Nerenberg

Philip Nerenberg, Lab Director

The results in this report apply to the samples analyzed in accordance with the chain of custody document(s) and updated by any subsequent written communications. This analytical report must be reproduced in its entirety.

CFA Cape Fear Analytical LLC
an affiliate of The GEL Group INC

3306 Kitty Hawk Road, Suite 120 Wilmington, NC 28405
P 910.795.0421
www.capefearanalytical.com

November 12, 2025

Mr. Philip Nerenberg
Apex Laboratories
6700 SW Sandburg Street
Tigard, Oregon 97223

Re: IDIQ DXN & PCB
Work Order: 24593
SDG: A5J1749

Dear Mr. Nerenberg:

Cape Fear Analytical LLC (CFA) appreciates the opportunity to provide the enclosed analytical results for the sample(s) we received on October 29, 2025. This original data report has been prepared and reviewed in accordance with CFA's standard operating procedures.

Our policy is to provide high quality, personalized analytical services to enable you to meet your analytical needs on time every time. We trust that you will find everything in order and to your satisfaction. If you have any questions, please do not hesitate to call me at 910-795-0421.

Sincerely,

Cynde Larkins

Cynde Larkins
Project Manager

Enclosures

SUBCONTRACT ORDER

Apex Laboratories EST

OB 10/23/25 **A5J1749** CFA WO# 24593

SENDING LABORATORY:

Apex Laboratories
6700 S.W. Sandburg Street
Tigard, OR 97223
Phone: (503) 718-2323
Fax: (503) 336-0745
Project Manager: Philip Nerenberg

RECEIVING LABORATORY:

Cape Fear Analytical, LLC
3306 Kitty Hawk Rd Suite 120
Wilmington, NC 28405
Phone :(910) 795-0421
Fax: -

Sample Name: French Drain-SP-North **Soil** **Sampled: 10/22/25 14:10** (A5J1749-01)

Analysis	Due	Expires	Comments
1613B Dioxins and Furans (SUB) *Containers Supplied:* (B)8 oz Glass Jar	11/04/25 17:00	10/22/26 14:10	

Sample Name: French Drain-SP-South **Soil** **Sampled: 10/22/25 14:40** (A5J1749-02)

Analysis	Due	Expires	Comments
1613B Dioxins and Furans (SUB) *Containers Supplied:* (B)8 oz Glass Jar	11/04/25 17:00	10/22/26 14:40	

Standard TAT

4.0°C @ CFA

Released By	Date	Received By	Date
[signature]	10/28/25	Fed Ex (Shipper)	
Fed Ex (Shipper)		Cynde Larkins	29OCT25 @ 1223

Page 1 of 1

SAMPLE RECEIPT CHECKLIST

Cape Fear Analytical

Client: APEX	Work Order: 24593
Shipping Company: FedEx	Date/Time Received: 29OCT25 1223

Suspected Hazard Information	Yes	NA	No
Shipped as DOT Hazardous?			✓
Samples identified as Foreign Soil?			✓

IR Gun used:
- ☒ 34290478WS
- ☐ 58892402MV

DOE Site Sample Packages	Yes	NA	No*
Screened <0.5 mR/hr?			
Samples < 2x background?			

* Notify RSO of any responses in this column immediately.

Air Sample Receipt Specifics	Yes	NA	No
Air sample in shipment?			✓

Air Witness: _____

	Sample Receipt Criteria	Yes	NA	No	Comments/Qualifiers (required for Non-Conforming Items)
1	Shipping containers received intact and sealed?	✓			Circle Applicable: seals broken damaged container leaking container other(describe)
2	Custody seal/s present on cooler?			✓	Seal intact? Yes No
3	Chain of Custody documents included with shipment?	✓			
4	Samples requiring cold preservation within 0-6°C?	✓			Preservation Method: ice bags (loose ice) blue ice dry ice none other (describe) Temperature Blank present: (Yes) No 4.1° − 0.1 = 4.0°C
5	Aqueous samples found to have visible solids?		✓		Sample IDs, containers affected:
5	Samples requiring chemical preservation at proper pH?		✓		Sample IDs, containers affected and pH observed: If preservative added, Lot#:
7	Samples requiring preservation have no residual chlorine?		✓		Sample IDs, containers affected: If preservative added, Lot#:
8	Samples received within holding time?	✓			Sample IDs, tests affected:
9	Sample IDs on COC match IDs on containers?	✓			Sample IDs, containers affected:
10	Date & time of COC match date & time on containers?	✓			Sample IDs, containers affected:
11	Number of containers received match number indicated on COC?	✓			List type and number of containers / Sample IDs, containers affected: 2-8oz. clear glass soil jars, 1 per sample
12	COC form is properly signed in relinquished/received sections?	✓			

Comments:

Checklist performed by: Initials: CJ Date: 29OCT25

CF-UD-F-7

High Resolution Dioxins and Furans Analysis

Case Narrative

HDOX Case Narrative
Apex Laboratories (APEX)
SDG A5J1749
Work Order 24593

Method/Analysis Information

Product:	**Dioxins/Furans by EPA Method 1613B in Solids**
Analytical Method:	EPA Method 1613B
Extraction Method:	SW846 3540C
Analytical Batch Number:	63671
Clean Up Batch Number:	63670
Extraction Batch Number:	63669

Sample Analysis

Samples were received within temperature requirements at 4.0 °C. (24593001,24593002).
The following samples were analyzed using the analytical protocol as established in EPA Method 1613B:

Sample ID	Client ID
12041028	Method Blank (MB)
12041029	Laboratory Control Sample (LCS)
12041030	Laboratory Control Sample Duplicate (LCSD)
24593001	French Drain-SP-North
24593002	French Drain-SP-South

The samples in this SDG were analyzed on a "dry weight" basis.

SOP Reference

Procedure for preparation, analysis and reporting of analytical data are controlled by Cape Fear Analytical LLC (CFA) as Standard Operating Procedure (SOP). The data discussed in this narrative has been analyzed in accordance with CF-OA-E-002 REV# 22 and CF-OA-E-020 REV# 8.

Raw data reports are processed and reviewed by the analyst using the TargetLynx software package.

Calibration Information

Initial Calibration

All initial calibration requirements have been met for this sample delivery group (SDG).

Continuing Calibration Verification (CCV) Requirements
All associated calibration verification standard(s) (CVS) met the acceptance criteria.

Quality Control (QC) Information

Certification Statement
The test results presented in this document are certified to meet all requirements of the 2009 TNI Standard.

Method Blank (MB) Statement
The MB(s) analyzed with this SDG met the acceptance criteria.

Surrogate Recoveries
One surrogate recovered marginally above acceptance criteria. All detection limit, signal-to-noise and ion ratio requirements were still met. 24593002 (French Drain-SP-South)

Laboratory Control Sample (LCS) Recovery
The LCS spike recoveries met the acceptance limits.

Laboratory Control Sample Duplicate (LCSD) Recovery
The LCSD spike recoveries met the acceptance limits.

LCS/LCSD Relative Percent Difference (RPD) Statement
The RPD(s) between the LCS and LCSD met the acceptance limits.

QC Sample Designation
A sample of similar matrix, not associated with this SDG, was selected for analysis as the matrix spike and matrix spike duplicate.

Technical Information

Holding Time Specifications
CFA assigns holding times based on the associated methodology, which assigns the date and time from sample collection. Those holding times expressed in hours are calculated in the AlphaLIMS system. Those holding times expressed as days expire at midnight on the day of expiration. All samples in this SDG met the specified holding time.

Preparation/Analytical Method Verification
All procedures were performed as stated in the SOP.

Sample Dilutions
Samples 24593001 (French Drain-SP-North) and 24593002 (French Drain-SP-South)- Batch 63671 were diluted 10x due to the presence of over range target analytes.

Sample Re-extraction/Re-analysis
Re-extractions or re-analyses were not required in this SDG.

Miscellaneous Information

Manual Integrations

Certain standards and QC samples required manual integrations to correctly position the baseline as set in the calibration standard injections. Where manual integrations were performed, copies of all manual integration peak profiles are included in the raw data section of this fraction. Manual integrations were required for data files in this SDG.

Sample Preparation

No difficulties were encountered during sample preparation.

System Configuration

This analysis was performed on the following instrument configuration:

Instrument ID	Instrument	System Configuration	Column ID	Column Description
HRP601_2	Primary Dioxin Analysis	Dioxin Analysis	DB-5MS	60m x 0.25mm, 0.25um

Sample Data Summary

Cape Fear Analytical, LLC

3306 Kitty Hawk Road Suite 120, Wilmington, NC 28405 - (910) 795-0421 - www.capefearanalytical.com

Qualifier Definition Report
for

APEX001 Apex Laboratories

Client SDG: A5J1749 CFA Work Order: 24593

The Qualifiers in this report are defined as follows:

U Analyte was analyzed for, but not detected above the specified detection limit.
J Value is estimated
E Value is estimated - Concentration of the target analyte exceeds the instrument calibration range
* A quality control analyte recovery is outside of specified acceptance criteria
** Analyte is a surrogate compound
K Estimated Maximum Possible Concentration

DL Indicates that sample is diluted.
RA Indicates that sample is re-analyzed without re-extraction.
RE Indicates that sample is re-extracted.

Review/Validation

Cape Fear Analytical requires all analytical data to be verified by a qualified data reviewer.

The following data validator verified the information presented in this case narrative:

Signature: ESuhrie **Name: Erin Suhrie**

Date: 12 NOV 2025 **Title: Data Validator**

Hi-Res Dioxins/Furans
Certificate of Analysis
Sample Summary

SDG Number:	**A5J1749**	**Client:**	**APEX001**	**Project:**	**APEX00122**
Lab Sample ID:	**24593001**	**Date Collected:**	**10/22/2025 14:10**	**Matrix:**	**SOIL**
Client Sample:	**1613B Soil**	**Date Received:**	**10/29/2025 12:23**	**%Moisture:**	**11.7**
Client ID:	**French Drain-SP-North**			**Prep Basis:**	**Dry Weight**
Batch ID:	**63671**	**Method:**	**EPA Method 1613B**		
Run Date:	**11/07/2025 23:59**	**Analyst:**	**GM1**	**Instrument:**	**HRP601**
Data File:	**g07nov25d-10**			**Dilution:**	**10**
Prep Batch:	**63669**	**Prep Method:**	**SW846 3540C**		
Prep Date:	**03-NOV-25**	**Prep Aliquot:**	**11.35 g**		

CAS No.	Parmname	Qual	Result	Units	EDL	PQL
1746-01-6	2,3,7,8-TCDD	J	2.90	pg/g	1.21	9.97
40321-76-4	1,2,3,7,8-PeCDD	J	49.5	pg/g	1.54	49.9
39227-28-6	1,2,3,4,7,8-HxCDD		115	pg/g	5.96	49.9
57653-85-7	1,2,3,6,7,8-HxCDD		625	pg/g	5.87	49.9
19408-74-3	1,2,3,7,8,9-HxCDD		230	pg/g	6.08	49.9
35822-46-9	1,2,3,4,6,7,8-HpCDD		16600	pg/g	29.1	49.9
3268-87-9	1,2,3,4,6,7,8,9-OCDD	E	150000	pg/g	28.5	99.7
51207-31-9	2,3,7,8-TCDF	J	7.49	pg/g	1.98	9.97
57117-41-6	1,2,3,7,8-PeCDF	J	27.3	pg/g	1.91	49.9
57117-31-4	2,3,4,7,8-PeCDF		53.4	pg/g	1.69	49.9
70648-26-9	1,2,3,4,7,8-HxCDF		151	pg/g	5.55	49.9
57117-44-9	1,2,3,6,7,8-HxCDF		106	pg/g	5.87	49.9
60851-34-5	2,3,4,6,7,8-HxCDF		175	pg/g	5.53	49.9
72918-21-9	1,2,3,7,8,9-HxCDF	J	48.8	pg/g	7.64	49.9
67562-39-4	1,2,3,4,6,7,8-HpCDF		4400	pg/g	9.66	49.9
55673-89-7	1,2,3,4,7,8,9-HpCDF		293	pg/g	13.5	49.9
39001-02-0	1,2,3,4,6,7,8,9-OCDF		14600	pg/g	11.8	99.7
41903-57-5	Total TeCDD	JK	13.1	pg/g	1.21	
36088-22-9	Total PeCDD	JK	194	pg/g	1.54	
34465-46-8	Total HxCDD	JK	2740	pg/g	5.87	
37871-00-4	Total HpCDD	E	29400	pg/g	29.1	
30402-14-3	Total TeCDF	J	65.3	pg/g	1.98	
30402-15-4	Total PeCDF	JK	938	pg/g	0.375	
55684-94-1	Total HxCDF	JK	4900	pg/g	5.53	
38998-75-3	Total HpCDF		15600	pg/g	9.66	
TEQ_D/F_0_MATEQ WHO2005 ND=0 with EMPCs			477	pg/g		
TEQ_D/F.5_MATEQ WHO2005 ND=0.5 with EMPCs			477	pg/g		

Surrogate/Tracer recovery	Qual	Result	Nominal	Units	Recovery%	Acceptable Limits
13C-2,3,7,8-TCDD		178	199	pg/g	89.0	(25%-164%)
13C-1,2,3,7,8-PeCDD		196	199	pg/g	98.4	(25%-181%)
13C-1,2,3,4,7,8-HxCDD		156	199	pg/g	78.4	(32%-141%)
13C-1,2,3,6,7,8-HxCDD		148	199	pg/g	74.1	(28%-130%)
13C-1,2,3,4,6,7,8-HpCDD		163	199	pg/g	81.6	(23%-140%)
13C-OCDD		371	399	pg/g	93.0	(17%-157%)
13C-2,3,7,8-TCDF		140	199	pg/g	70.2	(24%-169%)
13C-1,2,3,7,8-PeCDF		175	199	pg/g	87.9	(24%-185%)
13C-2,3,4,7,8-PeCDF		182	199	pg/g	91.1	(21%-178%)
13C-1,2,3,4,7,8-HxCDF		129	199	pg/g	64.5	(26%-152%)
13C-1,2,3,6,7,8-HxCDF		127	199	pg/g	63.9	(26%-123%)
13C-2,3,4,6,7,8-HxCDF		132	199	pg/g	66.0	(28%-136%)
13C-1,2,3,7,8,9-HxCDF		132	199	pg/g	66.1	(29%-147%)

Hi-Res Dioxins/Furans
Certificate of Analysis
Sample Summary

SDG Number:	**A5J1749**	**Client:**	**APEX001**	**Project:**	**APEX00122**
Lab Sample ID:	**24593001**	**Date Collected:**	**10/22/2025 14:10**	**Matrix:**	**SOIL**
Client Sample:	**1613B Soil**	**Date Received:**	**10/29/2025 12:23**	**%Moisture:**	**11.7**
Client ID:	**French Drain-SP-North**			**Prep Basis:**	**Dry Weight**
Batch ID:	**63671**	**Method:**	**EPA Method 1613B**		
Run Date:	**11/07/2025 23:59**	**Analyst:**	**GM1**	**Instrument:**	**HRP601**
Data File:	**g07nov25d-10**			**Dilution:**	**10**
Prep Batch:	**63669**	**Prep Method:**	**SW846 3540C**		
Prep Date:	**03-NOV-25**	**Prep Aliquot:**	**11.35 g**		

CAS No.	Parmname	Qual	Result	Units	EDL	PQL

Surrogate/Tracer recovery	Qual	Result	Nominal	Units	Recovery%	Acceptable Limits
13C-1,2,3,4,6,7,8-HpCDF		124	199	pg/g	62.4	(28%-143%)
13C-1,2,3,4,7,8,9-HpCDF		140	199	pg/g	70.2	(26%-138%)
37Cl-2,3,7,8-TCDD		19.8	19.9	pg/g	99.2	(35%-197%)

Comments:

J **Value is estimated**

E **Value is estimated - Concentration of the target analyte exceeds the instrument calibration range**

K **Estimated Maximum Possible Concentration**

Hi-Res Dioxins/Furans
Certificate of Analysis
Sample Summary

SDG Number:	**A5J1749**	**Client:**	**APEX001**	**Project:**	**APEX00122**
Lab Sample ID:	**24593002**	**Date Collected:**	**10/22/2025 14:40**	**Matrix:**	**SOIL**
Client Sample:	**1613B Soil**	**Date Received:**	**10/29/2025 12:23**	**%Moisture:**	**16.1**
Client ID:	**French Drain-SP-South**			**Prep Basis:**	**Dry Weight**
Batch ID:	**63671**	**Method:**	**EPA Method 1613B**		
Run Date:	**11/08/2025 00:49**	**Analyst:**	**GM1**	**Instrument:**	**HRP601**
Data File:	**g07nov25d-11**			**Dilution:**	**10**
Prep Batch:	**63669**	**Prep Method:**	**SW846 3540C**		
Prep Date:	**03-NOV-25**	**Prep Aliquot:**	**11.96 g**		

CAS No.	Parmname	Qual	Result	Units	EDL	PQL
1746-01-6	2,3,7,8-TCDD	JK	2.65	pg/g	1.02	9.97
40321-76-4	1,2,3,7,8-PeCDD		57.8	pg/g	1.62	49.9
39227-28-6	1,2,3,4,7,8-HxCDD		106	pg/g	7.68	49.9
57653-85-7	1,2,3,6,7,8-HxCDD		547	pg/g	7.40	49.9
19408-74-3	1,2,3,7,8,9-HxCDD		235	pg/g	7.74	49.9
35822-46-9	1,2,3,4,6,7,8-HpCDD		16900	pg/g	27.7	49.9
3268-87-9	1,2,3,4,6,7,8,9-OCDD	E	153000	pg/g	17.8	99.7
51207-31-9	2,3,7,8-TCDF	JK	6.89	pg/g	1.55	9.97
57117-41-6	1,2,3,7,8-PeCDF	J	22.0	pg/g	1.65	49.9
57117-31-4	2,3,4,7,8-PeCDF	J	42.3	pg/g	1.47	49.9
70648-26-9	1,2,3,4,7,8-HxCDF		90.7	pg/g	3.61	49.9
57117-44-9	1,2,3,6,7,8-HxCDF		57.4	pg/g	3.91	49.9
60851-34-5	2,3,4,6,7,8-HxCDF		100	pg/g	3.53	49.9
72918-21-9	1,2,3,7,8,9-HxCDF	J	38.7	pg/g	5.48	49.9
67562-39-4	1,2,3,4,6,7,8-HpCDF		2100	pg/g	6.68	49.9
55673-89-7	1,2,3,4,7,8,9-HpCDF		142	pg/g	9.55	49.9
39001-02-0	1,2,3,4,6,7,8,9-OCDF		5740	pg/g	5.80	99.7
41903-57-5	Total TeCDD	JK	9.63	pg/g	1.02	
36088-22-9	Total PeCDD	JK	192	pg/g	1.62	
34465-46-8	Total HxCDD	JK	2710	pg/g	7.40	
37871-00-4	Total HpCDD	E	31100	pg/g	27.7	
30402-14-3	Total TeCDF	JK	40.7	pg/g	1.55	
30402-15-4	Total PeCDF	JK	636	pg/g	0.387	
55684-94-1	Total HxCDF	JK	3020	pg/g	3.53	
38998-75-3	Total HpCDF	J	7840	pg/g	6.68	
TEQ_D/F_0_MATEQ WHO2005 ND=0 with EMPCs			431	pg/g		
TEQ_D/F.5_MATEQ WHO2005 ND=0.5 with EMPCs			431	pg/g		

Surrogate/Tracer recovery	Qual	Result	Nominal	Units	Recovery%		Acceptable Limits
13C-2,3,7,8-TCDD		192	199	pg/g	96.1		(25%-164%)
13C-1,2,3,7,8-PeCDD		199	199	pg/g	99.8		(25%-181%)
13C-1,2,3,4,7,8-HxCDD		170	199	pg/g	85.2		(32%-141%)
13C-1,2,3,6,7,8-HxCDD		171	199	pg/g	85.6		(28%-130%)
13C-1,2,3,4,6,7,8-HpCDD		226	199	pg/g	113		(23%-140%)
13C-OCDD		632	399	pg/g	159	*	(17%-157%)
13C-2,3,7,8-TCDF		147	199	pg/g	73.8		(24%-169%)
13C-1,2,3,7,8-PeCDF		183	199	pg/g	91.7		(24%-185%)
13C-2,3,4,7,8-PeCDF		192	199	pg/g	96.0		(21%-178%)
13C-1,2,3,4,7,8-HxCDF		147	199	pg/g	73.6		(26%-152%)
13C-1,2,3,6,7,8-HxCDF		130	199	pg/g	65.4		(26%-123%)
13C-2,3,4,6,7,8-HxCDF		148	199	pg/g	74.2		(28%-136%)
13C-1,2,3,7,8,9-HxCDF		144	199	pg/g	72.1		(29%-147%)

Hi-Res Dioxins/Furans
Certificate of Analysis
Sample Summary

SDG Number:	**A5J1749**	**Client:**	**APEX001**	**Project:**	**APEX00122**
Lab Sample ID:	**24593002**	**Date Collected:**	**10/22/2025 14:40**	**Matrix:**	**SOIL**
Client Sample:	**1613B Soil**	**Date Received:**	**10/29/2025 12:23**	**%Moisture:**	**16.1**
Client ID:	**French Drain-SP-South**			**Prep Basis:**	**Dry Weight**
Batch ID:	**63671**	**Method:**	**EPA Method 1613B**		
Run Date:	**11/08/2025 00:49**	**Analyst:**	**GM1**	**Instrument:**	**HRP601**
Data File:	**g07nov25d-11**			**Dilution:**	**10**
Prep Batch:	**63669**	**Prep Method:**	**SW846 3540C**		
Prep Date:	**03-NOV-25**	**Prep Aliquot:**	**11.96 g**		

CAS No.	Parmname	Qual	Result	Units	EDL	PQL

Surrogate/Tracer recovery	Qual	Result	Nominal	Units	Recovery%	Acceptable Limits
13C-1,2,3,4,6,7,8-HpCDF		156	199	pg/g	78.4	(28%-143%)
13C-1,2,3,4,7,8,9-HpCDF		164	199	pg/g	82.1	(26%-138%)
37Cl-2,3,7,8-TCDD		19.1	19.9	pg/g	95.6	(35%-197%)

Comments:

J **Value is estimated**

E **Value is estimated - Concentration of the target analyte exceeds the instrument calibration range**

K **Estimated Maximum Possible Concentration**

Quality Control Summary

Hi-Res Dioxins/Furans

Surrogate Recovery Report

SDG Number: A5J1749

Matrix Type: SOLID

Sample ID	Client ID	Surrogate	QUAL	Recovery (%)	Acceptance Limits
12041029	LCS for batch 63669	13C-2,3,7,8-TCDD		92.9	(20%-175%)
		13C-1,2,3,7,8-PeCDD		98.4	(21%-227%)
		13C-1,2,3,4,7,8-HxCDD		87.4	(21%-193%)
		13C-1,2,3,6,7,8-HxCDD		74.2	(25%-163%)
		13C-1,2,3,4,6,7,8-HpCDD		83.8	(22%-166%)
		13C-OCDD		83.2	(13%-199%)
		13C-2,3,7,8-TCDF		72.4	(22%-152%)
		13C-1,2,3,7,8-PeCDF		90.3	(21%-192%)
		13C-2,3,4,7,8-PeCDF		91.3	(13%-328%)
		13C-1,2,3,4,7,8-HxCDF		71.9	(19%-202%)
		13C-1,2,3,6,7,8-HxCDF		65.5	(21%-159%)
		13C-2,3,4,6,7,8-HxCDF		69.7	(22%-176%)
		13C-1,2,3,7,8,9-HxCDF		72.8	(17%-205%)
		13C-1,2,3,4,6,7,8-HpCDF		66.2	(21%-158%)
		13C-1,2,3,4,7,8,9-HpCDF		73.5	(20%-186%)
		37Cl-2,3,7,8-TCDD		104	(31%-191%)
12041030	LCSD for batch 63669	13C-2,3,7,8-TCDD		93.8	(20%-175%)
		13C-1,2,3,7,8-PeCDD		100	(21%-227%)
		13C-1,2,3,4,7,8-HxCDD		84.7	(21%-193%)
		13C-1,2,3,6,7,8-HxCDD		75.1	(25%-163%)
		13C-1,2,3,4,6,7,8-HpCDD		82.8	(22%-166%)
		13C-OCDD		82.9	(13%-199%)
		13C-2,3,7,8-TCDF		73.9	(22%-152%)
		13C-1,2,3,7,8-PeCDF		90.8	(21%-192%)
		13C-2,3,4,7,8-PeCDF		93.6	(13%-328%)
		13C-1,2,3,4,7,8-HxCDF		71.5	(19%-202%)
		13C-1,2,3,6,7,8-HxCDF		64.6	(21%-159%)
		13C-2,3,4,6,7,8-HxCDF		70.5	(22%-176%)
		13C-1,2,3,7,8,9-HxCDF		72.5	(17%-205%)
		13C-1,2,3,4,6,7,8-HpCDF		65.3	(21%-158%)
		13C-1,2,3,4,7,8,9-HpCDF		73.6	(20%-186%)
		37Cl-2,3,7,8-TCDD		106	(31%-191%)
12041028	MB for batch 63669	13C-2,3,7,8-TCDD		88.6	(25%-164%)
		13C-1,2,3,7,8-PeCDD		95.7	(25%-181%)
		13C-1,2,3,4,7,8-HxCDD		82.9	(32%-141%)
		13C-1,2,3,6,7,8-HxCDD		70.9	(28%-130%)
		13C-1,2,3,4,6,7,8-HpCDD		80.9	(23%-140%)
		13C-OCDD		81.6	(17%-157%)
		13C-2,3,7,8-TCDF		71.1	(24%-169%)
		13C-1,2,3,7,8-PeCDF		86.8	(24%-185%)
		13C-2,3,4,7,8-PeCDF		89.5	(21%-178%)
		13C-1,2,3,4,7,8-HxCDF		69.2	(26%-152%)
		13C-1,2,3,6,7,8-HxCDF		60.9	(26%-123%)
		13C-2,3,4,6,7,8-HxCDF		68.2	(28%-136%)
		13C-1,2,3,7,8,9-HxCDF		69.3	(29%-147%)
		13C-1,2,3,4,6,7,8-HpCDF		64.1	(28%-143%)
		13C-1,2,3,4,7,8,9-HpCDF		70.9	(26%-138%)
		37Cl-2,3,7,8-TCDD		100	(35%-197%)
24593001	French Drain-SP-North	13C-2,3,7,8-TCDD		89.0 D	(25%-164%)

Hi-Res Dioxins/Furans

Surrogate Recovery Report

SDG Number: A5J1749

Matrix Type: SOLID

Sample ID	Client ID	Surrogate	QUAL	Recovery (%)		Acceptance Limits
24593001	French Drain-SP-North	13C-1,2,3,7,8-PeCDD		98.4	D	(25%-181%)
		13C-1,2,3,4,7,8-HxCDD		78.4	D	(32%-141%)
		13C-1,2,3,6,7,8-HxCDD		74.1	D	(28%-130%)
		13C-1,2,3,4,6,7,8-HpCDD		81.6	D	(23%-140%)
		13C-OCDD		93.0	D	(17%-157%)
		13C-2,3,7,8-TCDF		70.2	D	(24%-169%)
		13C-1,2,3,7,8-PeCDF		87.9	D	(24%-185%)
		13C-2,3,4,7,8-PeCDF		91.1	D	(21%-178%)
		13C-1,2,3,4,7,8-HxCDF		64.5	D	(26%-152%)
		13C-1,2,3,6,7,8-HxCDF		63.9	D	(26%-123%)
		13C-2,3,4,6,7,8-HxCDF		66.0	D	(28%-136%)
		13C-1,2,3,7,8,9-HxCDF		66.1	D	(29%-147%)
		13C-1,2,3,4,6,7,8-HpCDF		62.4	D	(28%-143%)
		13C-1,2,3,4,7,8,9-HpCDF		70.2	D	(26%-138%)
		37Cl-2,3,7,8-TCDD		99.2	D	(35%-197%)
24593002	French Drain-SP-South	13C-2,3,7,8-TCDD		96.1	D	(25%-164%)
		13C-1,2,3,7,8-PeCDD		99.8	D	(25%-181%)
		13C-1,2,3,4,7,8-HxCDD		85.2	D	(32%-141%)
		13C-1,2,3,6,7,8-HxCDD		85.6	D	(28%-130%)
		13C-1,2,3,4,6,7,8-HpCDD		113	D	(23%-140%)
		13C-OCDD		159 *	D	(17%-157%)
		13C-2,3,7,8-TCDF		73.8	D	(24%-169%)
		13C-1,2,3,7,8-PeCDF		91.7	D	(24%-185%)
		13C-2,3,4,7,8-PeCDF		96.0	D	(21%-178%)
		13C-1,2,3,4,7,8-HxCDF		73.6	D	(26%-152%)
		13C-1,2,3,6,7,8-HxCDF		65.4	D	(26%-123%)
		13C-2,3,4,6,7,8-HxCDF		74.2	D	(28%-136%)
		13C-1,2,3,7,8,9-HxCDF		72.1	D	(29%-147%)
		13C-1,2,3,4,6,7,8-HpCDF		78.4	D	(28%-143%)
		13C-1,2,3,4,7,8,9-HpCDF		82.1	D	(26%-138%)
		37Cl-2,3,7,8-TCDD		95.6	D	(35%-197%)

* Recovery outside Acceptance Limits
# Column to be used to flag recovery values
D Sample Diluted

Hi-Res Dioxins/Furans

Quality Control Summary
Spike Recovery Report

SDG Number: A5J1749
Client ID: LCS for batch 63669
Lab Sample ID: 12041029
Instrument: HRP601
Analyst: GM1

Sample Type: Laboratory Control Sample
Matrix: SOIL
Analysis Date: 11/05/2025 17:13
Dilution: 1
Prep Batch ID: 63669
Batch ID: 63671

CAS No.		Parmname	Amount Added pg/g	Spike Conc. pg/g	Recovery %	Acceptance Limits
1746-01-6	LCS	2,3,7,8-TCDD	20.0	16.8	83.9	67-158
40321-76-4	LCS	1,2,3,7,8-PeCDD	100	103	103	70-142
39227-28-6	LCS	1,2,3,4,7,8-HxCDD	100	97.7	97.7	70-164
57653-85-7	LCS	1,2,3,6,7,8-HxCDD	100	97.7	97.7	76-134
19408-74-3	LCS	1,2,3,7,8,9-HxCDD	100	102	102	64-162
35822-46-9	LCS	1,2,3,4,6,7,8-HpCDD	100	105	105	70-140
3268-87-9	LCS	1,2,3,4,6,7,8,9-OCDD	200	202	101	78-144
51207-31-9	LCS	2,3,7,8-TCDF	20.0	21.0	105	75-158
57117-41-6	LCS	1,2,3,7,8-PeCDF	100	107	107	80-134
57117-31-4	LCS	2,3,4,7,8-PeCDF	100	105	105	68-160
70648-26-9	LCS	1,2,3,4,7,8-HxCDF	100	109	109	72-134
57117-44-9	LCS	1,2,3,6,7,8-HxCDF	100	107	107	84-130
60851-34-5	LCS	2,3,4,6,7,8-HxCDF	100	108	108	70-156
72918-21-9	LCS	1,2,3,7,8,9-HxCDF	100	110	110	78-130
67562-39-4	LCS	1,2,3,4,6,7,8-HpCDF	100	115	115	82-122
55673-89-7	LCS	1,2,3,4,7,8,9-HpCDF	100	115	115	78-138
39001-02-0	LCS	1,2,3,4,6,7,8,9-OCDF	200	197	98.3	63-170

Hi-Res Dioxins/Furans

Quality Control Summary
Spike Recovery Report

SDG Number: A5J1749
Client ID: LCSD for batch 63669
Lab Sample ID: 12041030
Instrument: HRP601
Analyst: GM1

Sample Type: Laboratory Control Sample Duplicate
Matrix: SOIL
Analysis Date: 11/05/2025 18:03
Dilution: 1
Prep Batch ID: 63669
Batch ID: 63671

CAS No.		Parmname	Amount Added pg/g	Spike Conc. pg/g	Recovery %	Acceptance Limits	RPD %	Acceptance Limits
1746-01-6	LCSD	2,3,7,8-TCDD	20.0	17.7	88.4	67-158	5.21	0-20
40321-76-4	LCSD	1,2,3,7,8-PeCDD	100	104	104	70-142	1.48	0-20
39227-28-6	LCSD	1,2,3,4,7,8-HxCDD	100	101	101	70-164	3.72	0-20
57653-85-7	LCSD	1,2,3,6,7,8-HxCDD	100	101	101	76-134	3.16	0-20
19408-74-3	LCSD	1,2,3,7,8,9-HxCDD	100	107	107	64-162	4.33	0-20
35822-46-9	LCSD	1,2,3,4,6,7,8-HpCDD	100	109	109	70-140	3.25	0-20
3268-87-9	LCSD	1,2,3,4,6,7,8,9-OCDD	200	203	101	78-144	0.129	0-20
51207-31-9	LCSD	2,3,7,8-TCDF	20.0	20.9	105	75-158	0.286	0-20
57117-41-6	LCSD	1,2,3,7,8-PeCDF	100	108	108	80-134	1.08	0-20
57117-31-4	LCSD	2,3,4,7,8-PeCDF	100	106	106	68-160	1.35	0-20
70648-26-9	LCSD	1,2,3,4,7,8-HxCDF	100	109	109	72-134	0.287	0-20
57117-44-9	LCSD	1,2,3,6,7,8-HxCDF	100	112	112	84-130	4.97	0-20
60851-34-5	LCSD	2,3,4,6,7,8-HxCDF	100	111	111	70-156	2.61	0-20
72918-21-9	LCSD	1,2,3,7,8,9-HxCDF	100	111	111	78-130	1.65	0-20
67562-39-4	LCSD	1,2,3,4,6,7,8-HpCDF	100	116	116	82-122	0.761	0-20
55673-89-7	LCSD	1,2,3,4,7,8,9-HpCDF	100	118	118	78-138	2.80	0-20
39001-02-0	LCSD	1,2,3,4,6,7,8,9-OCDF	200	196	97.8	63-170	0.555	0-20

Method Blank Summary

SDG Number:	**A5J1749**	**Client:**	**APEX001**	**Matrix:**	**SOIL**
Client ID:	**MB for batch 63669**	**Instrument ID:**	**HRP601**	**Data File:**	**g05nov25c-4**
Lab Sample ID:	**12041028**	**Prep Date:**	**03-NOV-25**	**Analyzed:**	**11/05/25 18:53**
Column:					

This method blank applies to the following samples and quality control samples:

	Client Sample ID	Lab Sample ID	File ID	Date Analyzed	Time Analyzed
01	LCS for batch 63669	12041029	g05nov25c-2	11/05/25	1713
02	LCSD for batch 63669	12041030	g05nov25c-3	11/05/25	1803
03	French Drain-SP-North	24593001	g07nov25d-10	11/07/25	2359
04	French Drain-SP-South	24593002	g07nov25d-11	11/08/25	0049

Hi-Res Dioxins/Furans
Certificate of Analysis
Sample Summary

SDG Number:	**A5J1749**	**Client:**	**APEX001**	**Project:**	**APEX00122**
Lab Sample ID:	**12041028**			**Matrix:**	**SOIL**
Client Sample:	**QC for batch 63669**				
Client ID:	**MB for batch 63669**			**Prep Basis:**	**As Received**
Batch ID:	**63671**	**Method:**	**EPA Method 1613B**		
Run Date:	**11/05/2025 18:53**	**Analyst:**	**GM1**	**Instrument:**	**HRP601**
Data File:	**g05nov25c-4**			**Dilution:**	**1**
Prep Batch:	**63669**	**Prep Method:**	**SW846 3540C**		
Prep Date:	**03-NOV-25**	**Prep Aliquot:**	**10 g**		

CAS No.	Parmname	Qual	Result	Units	EDL	PQL
1746-01-6	2,3,7,8-TCDD	U	0.127	pg/g	0.127	1.00
40321-76-4	1,2,3,7,8-PeCDD	U	0.166	pg/g	0.166	5.00
39227-28-6	1,2,3,4,7,8-HxCDD	JK	0.222	pg/g	0.163	5.00
57653-85-7	1,2,3,6,7,8-HxCDD	JK	0.222	pg/g	0.161	5.00
19408-74-3	1,2,3,7,8,9-HxCDD	JK	0.312	pg/g	0.166	5.00
35822-46-9	1,2,3,4,6,7,8-HpCDD	J	0.408	pg/g	0.200	5.00
3268-87-9	1,2,3,4,6,7,8,9-OCDD	J	1.12	pg/g	0.260	10.0
51207-31-9	2,3,7,8-TCDF	U	0.252	pg/g	0.252	1.00
57117-41-6	1,2,3,7,8-PeCDF	JK	0.278	pg/g	0.185	5.00
57117-31-4	2,3,4,7,8-PeCDF	J	0.188	pg/g	0.174	5.00
70648-26-9	1,2,3,4,7,8-HxCDF	U	0.200	pg/g	0.200	5.00
57117-44-9	1,2,3,6,7,8-HxCDF	J	0.210	pg/g	0.208	5.00
60851-34-5	2,3,4,6,7,8-HxCDF	JK	0.234	pg/g	0.208	5.00
72918-21-9	1,2,3,7,8,9-HxCDF	J	0.302	pg/g	0.268	5.00
67562-39-4	1,2,3,4,6,7,8-HpCDF	JK	0.484	pg/g	0.197	5.00
55673-89-7	1,2,3,4,7,8,9-HpCDF	JK	0.346	pg/g	0.270	5.00
39001-02-0	1,2,3,4,6,7,8,9-OCDF	J	1.00	pg/g	0.424	10.0
41903-57-5	Total TeCDD	U	0.127	pg/g	0.127	
36088-22-9	Total PeCDD	U	0.166	pg/g	0.166	
34465-46-8	Total HxCDD	JK	0.756	pg/g	0.161	
37871-00-4	Total HpCDD	J	0.408	pg/g	0.200	
30402-14-3	Total TeCDF	U	0.252	pg/g	0.252	
30402-15-4	Total PeCDF	JK	0.466	pg/g	0.0894	
55684-94-1	Total HxCDF	JK	0.746	pg/g	0.200	
38998-75-3	Total HpCDF	JK	0.830	pg/g	0.197	
TEQ_D/F_0_MATEQ WHO2005 ND=0 with EMPCs			0.228	pg/g		
TEQ_D/F.5_MATEQ WHO2005 ND=0.5 with EMPCs			0.397	pg/g		

Surrogate/Tracer recovery	Qual	Result	Nominal	Units	Recovery%	Acceptable Limits
13C-2,3,7,8-TCDD		177	200	pg/g	88.6	(25%-164%)
13C-1,2,3,7,8-PeCDD		191	200	pg/g	95.7	(25%-181%)
13C-1,2,3,4,7,8-HxCDD		166	200	pg/g	82.9	(32%-141%)
13C-1,2,3,6,7,8-HxCDD		142	200	pg/g	70.9	(28%-130%)
13C-1,2,3,4,6,7,8-HpCDD		162	200	pg/g	80.9	(23%-140%)
13C-OCDD		327	400	pg/g	81.6	(17%-157%)
13C-2,3,7,8-TCDF		142	200	pg/g	71.1	(24%-169%)
13C-1,2,3,7,8-PeCDF		174	200	pg/g	86.8	(24%-185%)
13C-2,3,4,7,8-PeCDF		179	200	pg/g	89.5	(21%-178%)
13C-1,2,3,4,7,8-HxCDF		138	200	pg/g	69.2	(26%-152%)
13C-1,2,3,6,7,8-HxCDF		122	200	pg/g	60.9	(26%-123%)
13C-2,3,4,6,7,8-HxCDF		136	200	pg/g	68.2	(28%-136%)
13C-1,2,3,7,8,9-HxCDF		139	200	pg/g	69.3	(29%-147%)

Hi-Res Dioxins/Furans
Certificate of Analysis
Sample Summary

SDG Number:	**A5J1749**	**Client:**	**APEX001**	**Project:**	**APEX00122**
Lab Sample ID:	**12041028**			**Matrix:**	**SOIL**
Client Sample:	**QC for batch 63669**				
Client ID:	**MB for batch 63669**			**Prep Basis:**	**As Received**
Batch ID:	**63671**	**Method:**	**EPA Method 1613B**		
Run Date:	**11/05/2025 18:53**	**Analyst:**	**GM1**	**Instrument:**	**HRP601**
Data File:	**g05nov25c-4**			**Dilution:**	**1**
Prep Batch:	**63669**	**Prep Method:**	**SW846 3540C**		
Prep Date:	**03-NOV-25**	**Prep Aliquot:**	**10 g**		

CAS No.	Parmname	Qual	Result	Units	EDL	PQL

Surrogate/Tracer recovery	Qual	Result	Nominal	Units	Recovery%	Acceptable Limits
13C-1,2,3,4,6,7,8-HpCDF		128	200	pg/g	64.1	(28%-143%)
13C-1,2,3,4,7,8,9-HpCDF		142	200	pg/g	70.9	(26%-138%)
37Cl-2,3,7,8-TCDD		20.1	20.0	pg/g	100	(35%-197%)

Comments:

U **Analyte was analyzed for, but not detected above the specified detection limit.**
J **Value is estimated**
K **Estimated Maximum Possible Concentration**

Hi-Res Dioxins/Furans
Certificate of Analysis
Sample Summary

SDG Number:	**A5J1749**	**Client:**	**APEX001**	**Project:**	**APEX00122**
Lab Sample ID:	**12041029**			**Matrix:**	**SOIL**
Client Sample:	**QC for batch 63669**				
Client ID:	**LCS for batch 63669**			**Prep Basis:**	**As Received**
Batch ID:	**63671**	**Method:**	**EPA Method 1613B**		
Run Date:	**11/05/2025 17:13**	**Analyst:**	**GM1**	**Instrument:**	**HRP601**
Data File:	**g05nov25c-2**			**Dilution:**	**1**
Prep Batch:	**63669**	**Prep Method:**	**SW846 3540C**		
Prep Date:	**03-NOV-25**	**Prep Aliquot:**	**10 g**		

CAS No.	Parmname	Qual	Result	Units	EDL	PQL
1746-01-6	2,3,7,8-TCDD		16.8	pg/g	0.175	1.00
40321-76-4	1,2,3,7,8-PeCDD		103	pg/g	0.298	5.00
39227-28-6	1,2,3,4,7,8-HxCDD		97.7	pg/g	0.348	5.00
57653-85-7	1,2,3,6,7,8-HxCDD		97.7	pg/g	0.342	5.00
19408-74-3	1,2,3,7,8,9-HxCDD		102	pg/g	0.354	5.00
35822-46-9	1,2,3,4,6,7,8-HpCDD		105	pg/g	0.714	5.00
3268-87-9	1,2,3,4,6,7,8,9-OCDD		202	pg/g	0.988	10.0
51207-31-9	2,3,7,8-TCDF		21.0	pg/g	0.346	1.00
57117-41-6	1,2,3,7,8-PeCDF		107	pg/g	0.512	5.00
57117-31-4	2,3,4,7,8-PeCDF		105	pg/g	0.476	5.00
70648-26-9	1,2,3,4,7,8-HxCDF		109	pg/g	0.672	5.00
57117-44-9	1,2,3,6,7,8-HxCDF		107	pg/g	0.660	5.00
60851-34-5	2,3,4,6,7,8-HxCDF		108	pg/g	0.708	5.00
72918-21-9	1,2,3,7,8,9-HxCDF		110	pg/g	0.930	5.00
67562-39-4	1,2,3,4,6,7,8-HpCDF		115	pg/g	0.604	5.00
55673-89-7	1,2,3,4,7,8,9-HpCDF		115	pg/g	0.812	5.00
39001-02-0	1,2,3,4,6,7,8,9-OCDF		197	pg/g	0.840	10.0

Surrogate/Tracer recovery	Qual	Result	Nominal	Units	Recovery%	Acceptable Limits
13C-2,3,7,8-TCDD		186	200	pg/g	92.9	(20%-175%)
13C-1,2,3,7,8-PeCDD		197	200	pg/g	98.4	(21%-227%)
13C-1,2,3,4,7,8-HxCDD		175	200	pg/g	87.4	(21%-193%)
13C-1,2,3,6,7,8-HxCDD		148	200	pg/g	74.2	(25%-163%)
13C-1,2,3,4,6,7,8-HpCDD		168	200	pg/g	83.8	(22%-166%)
13C-OCDD		333	400	pg/g	83.2	(13%-199%)
13C-2,3,7,8-TCDF		145	200	pg/g	72.4	(22%-152%)
13C-1,2,3,7,8-PeCDF		181	200	pg/g	90.3	(21%-192%)
13C-2,3,4,7,8-PeCDF		183	200	pg/g	91.3	(13%-328%)
13C-1,2,3,4,7,8-HxCDF		144	200	pg/g	71.9	(19%-202%)
13C-1,2,3,6,7,8-HxCDF		131	200	pg/g	65.5	(21%-159%)
13C-2,3,4,6,7,8-HxCDF		139	200	pg/g	69.7	(22%-176%)
13C-1,2,3,7,8,9-HxCDF		146	200	pg/g	72.8	(17%-205%)
13C-1,2,3,4,6,7,8-HpCDF		132	200	pg/g	66.2	(21%-158%)
13C-1,2,3,4,7,8,9-HpCDF		147	200	pg/g	73.5	(20%-186%)
37Cl-2,3,7,8-TCDD		20.8	20.0	pg/g	104	(31%-191%)

Comments:

U Analyte was analyzed for, but not detected above the specified detection limit.

Hi-Res Dioxins/Furans
Certificate of Analysis
Sample Summary

SDG Number:	**A5J1749**	**Client:**	**APEX001**	**Project:**	**APEX00122**
Lab Sample ID:	**12041030**			**Matrix:**	**SOIL**
Client Sample:	**QC for batch 63669**				
Client ID:	**LCSD for batch 63669**			**Prep Basis:**	**As Received**
Batch ID:	**63671**	**Method:**	**EPA Method 1613B**		
Run Date:	**11/05/2025 18:03**	**Analyst:**	**GM1**	**Instrument:**	**HRP601**
Data File:	**g05nov25c-3**			**Dilution:**	**1**
Prep Batch:	**63669**	**Prep Method:**	**SW846 3540C**		
Prep Date:	**03-NOV-25**	**Prep Aliquot:**	**10 g**		

CAS No.	Parmname	Qual	Result	Units	EDL	PQL
1746-01-6	2,3,7,8-TCDD		17.7	pg/g	0.167	1.00
40321-76-4	1,2,3,7,8-PeCDD		104	pg/g	0.270	5.00
39227-28-6	1,2,3,4,7,8-HxCDD		101	pg/g	0.308	5.00
57653-85-7	1,2,3,6,7,8-HxCDD		101	pg/g	0.280	5.00
19408-74-3	1,2,3,7,8,9-HxCDD		107	pg/g	0.302	5.00
35822-46-9	1,2,3,4,6,7,8-HpCDD		109	pg/g	0.700	5.00
3268-87-9	1,2,3,4,6,7,8,9-OCDD		203	pg/g	0.708	10.0
51207-31-9	2,3,7,8-TCDF		20.9	pg/g	0.290	1.00
57117-41-6	1,2,3,7,8-PeCDF		108	pg/g	0.276	5.00
57117-31-4	2,3,4,7,8-PeCDF		106	pg/g	0.246	5.00
70648-26-9	1,2,3,4,7,8-HxCDF		109	pg/g	0.500	5.00
57117-44-9	1,2,3,6,7,8-HxCDF		112	pg/g	0.480	5.00
60851-34-5	2,3,4,6,7,8-HxCDF		111	pg/g	0.476	5.00
72918-21-9	1,2,3,7,8,9-HxCDF		111	pg/g	0.642	5.00
67562-39-4	1,2,3,4,6,7,8-HpCDF		116	pg/g	0.688	5.00
55673-89-7	1,2,3,4,7,8,9-HpCDF		118	pg/g	0.950	5.00
39001-02-0	1,2,3,4,6,7,8,9-OCDF		196	pg/g	0.516	10.0

Surrogate/Tracer recovery	Qual	Result	Nominal	Units	Recovery%	Acceptable Limits
13C-2,3,7,8-TCDD		188	200	pg/g	93.8	(20%-175%)
13C-1,2,3,7,8-PeCDD		200	200	pg/g	100	(21%-227%)
13C-1,2,3,4,7,8-HxCDD		169	200	pg/g	84.7	(21%-193%)
13C-1,2,3,6,7,8-HxCDD		150	200	pg/g	75.1	(25%-163%)
13C-1,2,3,4,6,7,8-HpCDD		166	200	pg/g	82.8	(22%-166%)
13C-OCDD		332	400	pg/g	82.9	(13%-199%)
13C-2,3,7,8-TCDF		148	200	pg/g	73.9	(22%-152%)
13C-1,2,3,7,8-PeCDF		182	200	pg/g	90.8	(21%-192%)
13C-2,3,4,7,8-PeCDF		187	200	pg/g	93.6	(13%-328%)
13C-1,2,3,4,7,8-HxCDF		143	200	pg/g	71.5	(19%-202%)
13C-1,2,3,6,7,8-HxCDF		129	200	pg/g	64.6	(21%-159%)
13C-2,3,4,6,7,8-HxCDF		141	200	pg/g	70.5	(22%-176%)
13C-1,2,3,7,8,9-HxCDF		145	200	pg/g	72.5	(17%-205%)
13C-1,2,3,4,6,7,8-HpCDF		131	200	pg/g	65.3	(21%-158%)
13C-1,2,3,4,7,8,9-HpCDF		147	200	pg/g	73.6	(20%-186%)
37Cl-2,3,7,8-TCDD		21.3	20.0	pg/g	106	(31%-191%)

Comments:

U Analyte was analyzed for, but not detected above the specified detection limit.

Attachment C

SMPP Figure 1: Soil Profile Decision Tree

MAUL
FOSTER
ALONGI

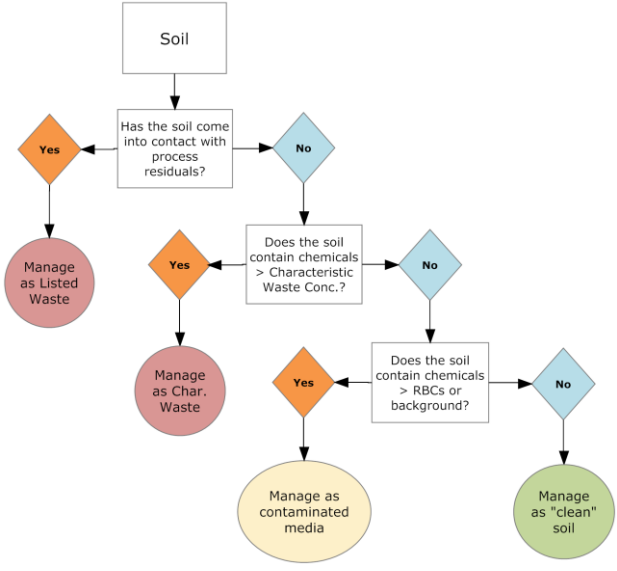

Figure 1: Soil Profile Decision Tree