



3540 SE 28th Avenue . Portland, Oregon 97202

Office 503.234.2118  
Toll Free 877.234.2118  
Fax 503.331.7133

[www.soilsolutionsenvironmental.com](http://www.soilsolutionsenvironmental.com)

**Underground Storage Tank Closure Report**  
**5409 SE Francis Street**  
**Portland, Oregon 97206**  
**DEQ File #26-21-0085**

Prepared for:

Atanas Vlaew  
5409 SE Francis Street  
Portland, Oregon 97206

&

Oregon Department of Environmental Quality  
Northwest Region  
Underground Storage Tank Program  
700 NE Multnomah Street, Suite 600  
Portland, Oregon 97232

July 20, 2021

Prepared by:

Soil Solutions Environmental Services, Inc.  
3540 SE 28<sup>th</sup> Avenue  
Portland, Oregon 97202

## TABLE OF CONTENTS

|   |          |
|---|----------|
| <b>1.0 INTRODUCTION .....</b>           | <b>1</b> |
| <b>2.0 SITE DESCRIPTION.....</b>        | <b>1</b> |
| <b>3.0 FIELD ACTIVITIES.....</b>        | <b>1</b> |
| <b>3.1 Tank Decommissioning.....</b>    | <b>1</b> |
| <b>4.0 ANALYTICAL RESULTS .....</b>     | <b>3</b> |
| <b>5.0 SUMMARY AND DISCUSSION .....</b> | <b>4</b> |
| <b>7.0 RECOMMENDATION.....</b>          | <b>4</b> |
| <b>8.0 LIMITATIONS.....</b>             | <b>4</b> |
| <b>9.0 SIGNATURE.....</b>               | <b>5</b> |
| <b>10.0 REFERENCES.....</b>             | <b>5</b> |

## FIGURES

- Figure 1 Vicinity Map
- Figure 2 Site Map and Sample Location Map for T1, T2, and T3
- Figure 3 Site Map and Sample Location Map for T4, T5, and T6

## TABLES

- Table 1 Soil and Tank Contents Sample Analytical Results

## APPENDICES

- Appendix A Photographs of Field Activities
- Appendix B Certified Analytical Reports, Chain of Custody Documents
- Appendix C Disposal Receipts

## ABBREVIATIONS

|        |  |
|--------|--|
| BGS    | Below ground surface   |
| BTEX   | Benzene, Toluene, Ethylbenzene, and Xylenes                  |
| BTEX+N | Benzene, Toluene, Ethylbenzene, and Xylenes plus Naphthalene |
| CSM    | Conceptual Site Model  |
| DEQ    | Oregon Department of Environmental Quality                   |
| EPA    | United States Environmental Protection Agency                |
| FB     | Friedman & Bruya   |
| HCID   | Hydrocarbon Identification                                   |
| NFA    | No Further Action  |
| NWTPH  | Northwest Total Petroleum Hydrocarbons                       |
| ORRCO  | Oil Re-Refining Company                                      |
| OWRD   | Oregon Water Resources Department                            |
| PAH    | Polycyclic Aromatic Hydrocarbons                             |
| RBCA   | Risk Based Corrective Action                                 |
| RBC    | Risk Based Concentration                                     |
| SSES   | Soil Solutions Environmental Services                        |
| TCLP   | Toxicity Characteristic Leaching Procedure                   |
| UST    | Underground Storage Tank                                     |
| VOCs   | Volatile Organic Compounds                                   |

## **1.0 INTRODUCTION**

This report summarizes the activities conducted by Soil Solutions Environmental Services, Inc. (SSES) at 5409 SE Francis Street in Portland, Oregon (site). Site activities included the decommissioning by removal of a total of six (6) underground storage tanks (USTs), removal of petroleum contaminated soil, and soil sampling and analysis. This report describes our activities and summarizes the results of the work.

SSES began work at the site in May of 2019. It was initially assumed only three USTs, later designated as T1, T2, and T3, were present at the site. Three additional USTs, later designated as T4, T5, and T6, were discovered during site assessment activities in February of 2021. USTs were located in the parking lot located in the northwest portion of the site. The USTs were reportedly used to store gasoline and/or waste oil and have been out of use for an unknown amount of time.

## **2.0 SITE DESCRIPTION**

As shown on the Vicinity Map, Figure 1, the site is located in an urban mixed-use area of Portland, Oregon in Multnomah County. As shown on the Site Map, Figure 2, the site is located northeast of the intersection of SE Francis Street and SE 54<sup>th</sup> Avenue. The site includes a 2,772 square foot commercial building constructed in 1982. Drinking water in the area is provided by the City of Portland.

The site is generally flat with the surrounding area sloping gently to the south. According to the 2020 United States Geological Survey Topographic 7.5-minute map for the Gladstone, Oregon quadrangle, the elevation at the site is 225-feet above mean sea level. The site is located in township 1S range 2E section 7 of the Willamette Meridian. Ma et al (2012) maps the surface geology of the site as Quaternary age coarse-grained sediments of the Missoula Flood Deposits. Snyder (2008) indicates groundwater in the vicinity is typically 130-feet below ground surface (bgs) and generally flows to the west or northwest towards the Willamette River.

## **3.0 FIELD ACTIVITIES**

Field activities were completed between May, 2019 and March, 2021. Photographs of field activities are included in Appendix A and disposal receipts are included in Appendix C. SSES encountered dark brown silty clay loam, and sandy silt with some light gray gravel in the excavation and borings. Site features and sample locations are shown on Figure 2. All depths are measured from the ground surface at the tank. All equipment was decontaminated between boring locations. New nitrile gloves were donned by the sampler prior to each sample collected. Soil samples collected during field activities were placed in laboratory-supplied clean glass jars or bottles, labeled and placed in a cooler with ice.

### **3.1 Tank Decommissioning**

**Underground Storage Tank Closure Report**  
**5409 SE Francis Street**  
**Portland, Oregon 97206**  
**DEQ File #26-21-0085**

On May 8, 2019 SSES completed thirteen borings around tanks T1, T2, and T3. Borings were completed on the ends and sides of each UST and adjacent to two pump locations. Soil samples were collected from these borings at depths of 9.1 to 12.8-feet below ground surface (bgs), or approximately 2-feet beneath the bottom of T1, T2, and T3. A grab soil sample was also collected near the fill port of T3 (surfaceS5@0.6) of a suspected overflow release. Laboratory analysis did not detect gasoline, diesel, or heavy oil in any of the soil samples collected. At this time the owner decided to discontinue work at the site.

In January of 2021 the owner of the site decided to proceed with decommissioning the tanks by removal.

On January 20, 2021 SSES collected tank contents samples from T2 and T3 for disposal purposes. Laboratory analytical showed tank contents included gasoline, diesel, and heavy oil range petroleum hydrocarbons.

On January 22, 2021 SSES began cutting asphalt on top of the USTs and uncovering the tops. The fill port for T3 was uncovered and a small amount of surface contaminated soil was observed on top of the tank around the fill port. A sample was collected, identified as OFWO. Laboratory analytical results indicated the presence of gasoline, diesel, and heavy oil. The owner was notified of the results and a release was reported to the Oregon Department of Environmental Quality (DEQ).

On January 25, 26 and 27, 2021 SSES uncovered the top of T1, T2, and T3 and inerted them with carbon dioxide. The USTs were then cut open. T1 measured 17-feet long and had a diameter of 8-feet with a capacity of 6,392 gallons. The top of T1 was 2.8-feet bgs. It was empty and had a petroleum odor. T2 measured 17-feet long and had a diameter of 6-feet with a capacity of 3,595 gallons. The top of T2 was 2.9-feet bgs. T2 was found to be full of oily water. T3 measured 17-feet long and had a diameter of 7-feet with a capacity of 4,894 gallons. The top of T3 was 2.2-feet bgs. T3 was found to contain approximately 1,300 gallons of what appeared to be motor oil.

On January 28, 2021 SSES began cleaning the tanks. Oil Re-Refining Company (ORRICO) was onsite to pump out the residual liquids in the tanks. Once the liquids were removed, residual solids consisting primarily of sludge was removed and the tanks were thoroughly pressure washed.

On January 29, 2021 SSES removed T1, T2, and T3 from the ground. The USTs appeared primarily intact with no noticeable holes or significant corrosion. The only stained soil was observed around the fill port of T3. The USTs were placed on trucks to be transported to Metro Metals Northwest for recycling. Overburden soil including the small amount of contaminated soil around the fillport of T3 was removed from the site and disposed of at Hillsboro Landfill.

On January 29, 2021 SSES collected fourteen soil grab samples (SG1 through SG14) from the extents of the excavation around T1, T2, and T3.

**Underground Storage Tank Closure Report**  
**5409 SE Francis Street**  
**Portland, Oregon 97206**  
**DEQ File #26-21-0085**

On February 1 and 2, 2021 SSES backfilled the excavation around T1, T2, and T3 with compacted gravel. The surface was prepped for new asphalt.

On February 5, 2021 SSES cut the edges of the remaining asphalt to prepare for replacement asphalt, in the process of doing so SSES identified what appeared to be at least two additional USTs located west of T1.

On February 9, 2021 SSES cut remaining asphalt above the new tanks, now identified as tanks T4, T5, and T6. Samples were collected of the tank contents for disposal purposes. Laboratory analytical showed tank contents included gasoline, diesel, and heavy oil range petroleum hydrocarbons.

On February 10, 2021 SSES exposed tanks T4, T5, and T6. T4 measured 12-feet long and had a diameter of 3.8-feet with a capacity of 1,000 gallons. The top of T4 was 4.1-feet bgs. T4 was found to contain approximately 475 gallons of gasoline. T5 measured 12-feet long and had a diameter of 3.8-feet with a capacity of 1,000 gallons. The top of T5 was 4.1-feet bgs. T5 was found to contain approximately 60-gallons of waste oil. T6 measured 12-feet long and had a diameter of 3.8-feet with a capacity of 1,000 gallons. The top of T6 was 4.1-feet bgs. T6 was found to contain approximately 160-gallons of oily water.

On February 22, 2021 SSES collected three grab samples (SG1 through SG3) from the area north of tanks T4, T5, and T6 around piping to the remote fill located along Southeast 54<sup>th</sup> Avenue. SSES also probed this area to investigate for the present of other USTs. No other USTs or stained soil was encountered.

On March 4, 2021 SSES removed T4, T5, and T6 from the ground. The USTs appeared primarily intact with no noticeable holes or significant corrosion. The USTs were transported to the SSES equipment yard and then recycled in bulk by Metro Metals Northwest. Overburden soil including the small amount of contaminated soil near the remove fill was removed from the site and disposed of at Hillsboro Landfill. SSES collected twelve soil grab samples (SG4 through SG15) from the extents of the excavation around tanks T4, T5, and T6.

On March 25, 2021 SSES collected six soil grab samples (SG16 through SG21) from the pump island and product line.

Groundwater was not encountered during work activities. Following receipt of all laboratory analytical results, the tank areas were backfilled with compacted gravel and the surface was repaved with new asphalt.

#### **4.0 ANALYTICAL RESULTS**

Samples were transported under chain of custody documentation to Friedman & Bruya, Inc. laboratory in Seattle, Washington. Laboratory analysis of soil and groundwater included gasoline, diesel, and residual range oil using by Northwest Total Petroleum Hydrocarbons Identification

**Underground Storage Tank Closure Report**  
**5409 SE Francis Street**  
**Portland, Oregon 97206**  
**DEQ File #26-21-0085**

Method (NWTPH-HCID), Northwest Total Petroleum Hydrocarbons Diesel Extended Analysis (NWTPH-Dx), Northwest Total Petroleum Hydrocarbons Gasoline Analysis (NWTPH-Gx), Volatile Organic Compounds (VOCs) by Environmental Protection Agency (EPA) Method 8260C, 8021B, and/or 8260D. Laboratory analytical results are included in Table 1. Complete laboratory analytical reports are included in Appendix B. Select laboratory analytical results are shown on Figure 2.

Gasoline was detected in soil at the site at a maximum concentration of 47 ppm and diesel and heavy oil were detected at a maximum concentration of 16,400 in sample OFWO, located around the fill port of T3. This sample location was removed from the site during excavation. Diesel and heavy oil were also detected at a concentration of 607 ppm in sample SG3@3, located adjacent to the remote fillport located northwest of T4. This sample location was removed from the site during excavation.

Following excavation, gasoline, diesel, and heavy oil were not detected in soil samples above method reporting limits in any of the final excavation samples.

## **5.0 SUMMARY AND DISCUSSION**

A total of six (6) underground storage tanks (USTs), removal of petroleum contaminated soil, and soil sampling and analysis. This report describes our activities and summarizes the results of the work.

Six USTs were decommissioned by removal at 5409 SE Francis Street in Portland, Oregon. The site is in a mixed-use area and drinking water is supplied by the City of Portland.

A small amount of contaminated soil was identified around the fill port of T3 and a leaking tank was reported to DEQ on February 2, 2021. A small amount of soil contamination was also identified near the remote fillport located northwest of T4 at a depth of 3-feet bgs. Both of these locations were removed from the site during excavation. Initial tank end samples and final confirmation soil samples collected from the excavation around all tanks did not detect gasoline, diesel, or heavy oil above method reporting limits.

## **7.0 RECOMMENDATION**

There does not appear to be any remaining contamination present in soil at the site, SSES requests a finding of No Further Action and file closure for the above referenced site, DEQ file #26-21-0085.

## **8.0 LIMITATIONS**

This report was prepared by Soil Solutions Environmental Services, Inc. (SSES) for Atanas Vlaew, and summarizes the results of our work at 5409 SE Francis Street, Portland, Oregon. We have performed our services in accordance with our agreement and understanding with the client. The

**Underground Storage Tank Closure Report**  
5409 SE Francis Street  
Portland, Oregon 97206  
DEQ File #26-21-0085

scope of work was limited to the specific project, location, and activities described herein. The material in it reflects our best judgment in light of the information available at report preparation.


This report may not be used or relied upon by any other party without the written consent of SSES. Any use which a third party makes of this report, or any reliance on or decisions to be made based on it, are the responsibility of such third parties. SSES is not responsible for the independent conclusions, opinions or recommendations made by others based on this report and accepts no responsibility for damages, if any, suffered by any third party as a result of decisions made or actions based on this report. The scope of services performed in execution of this evaluation may not be appropriate to satisfy the needs of other users, and use or re-use of this document or the findings, conclusions, or recommendations is at the risk of said user.

SSES performed this work in accordance with generally accepted professional practices related to the nature of the work accomplished, in the same or similar localities, at the time the services were performed. The conclusions presented in this report are, in part, based upon subsurface sampling performed at selected locations and depths. There may be conditions between sample points or samples that differ significantly from those presented in this report and which cannot be predicted by this study. For these types of evaluations, it is often necessary to use information prepared by others and SSES cannot be responsible for the accuracy of such information. Additionally, the passage of time may result in a change in the environmental characteristics at this site and surrounding properties. This report does not warrant against future operations or conditions, nor does this warrant operations or conditions present of a type or at a location not investigated. This report is not a regulatory compliance audit and is not intended to satisfy the requirements of any state, federal, or local real estate transfer laws.

## 9.0 SIGNATURE

### SOIL SOLUTIONS ENVIRONMENTAL SERVICES, INC

Report prepared by:



Expires 5/31/2022  
Kendra J. Williams, R.G.

## 10.0 REFERENCES

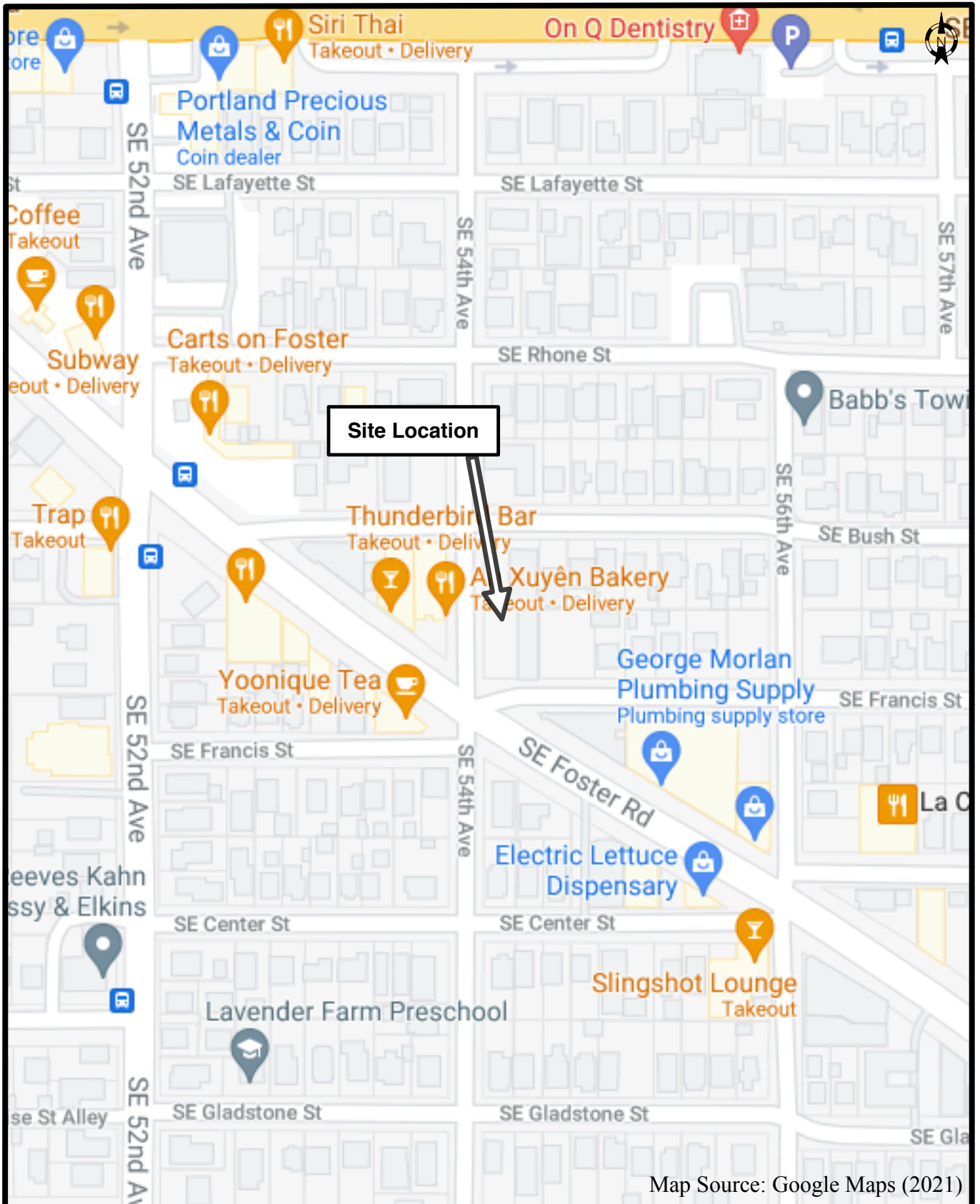
Lina Ma, Ian P. Madin, Serin Duplantis, and Kendra J. Williams, 2012, Lidar-Based Surficial Geologic Map and Database of the Greater Portland Area, Clackamas, Columbia, Marion,

**Underground Storage Tank Closure Report**  
**5409 SE Francis Street**  
**Portland, Oregon 97206**  
**DEQ File #26-21-0085**

Multnomah, Washington, and Yamhill Counties, Oregon, and Clark County, Washington,  
Oregon Department of Geology and Mineral Industries, Open File Report O-12-02.

Daniel T. Snyder, 2008, Estimated Depth to Ground Water and Configuration of the Water Table  
in the Portland, Oregon Area, U.S. Geological Survey, Scientific Investigations Report  
2008-5059.

## **FIGURES**



Map Source: Google Maps (2021)

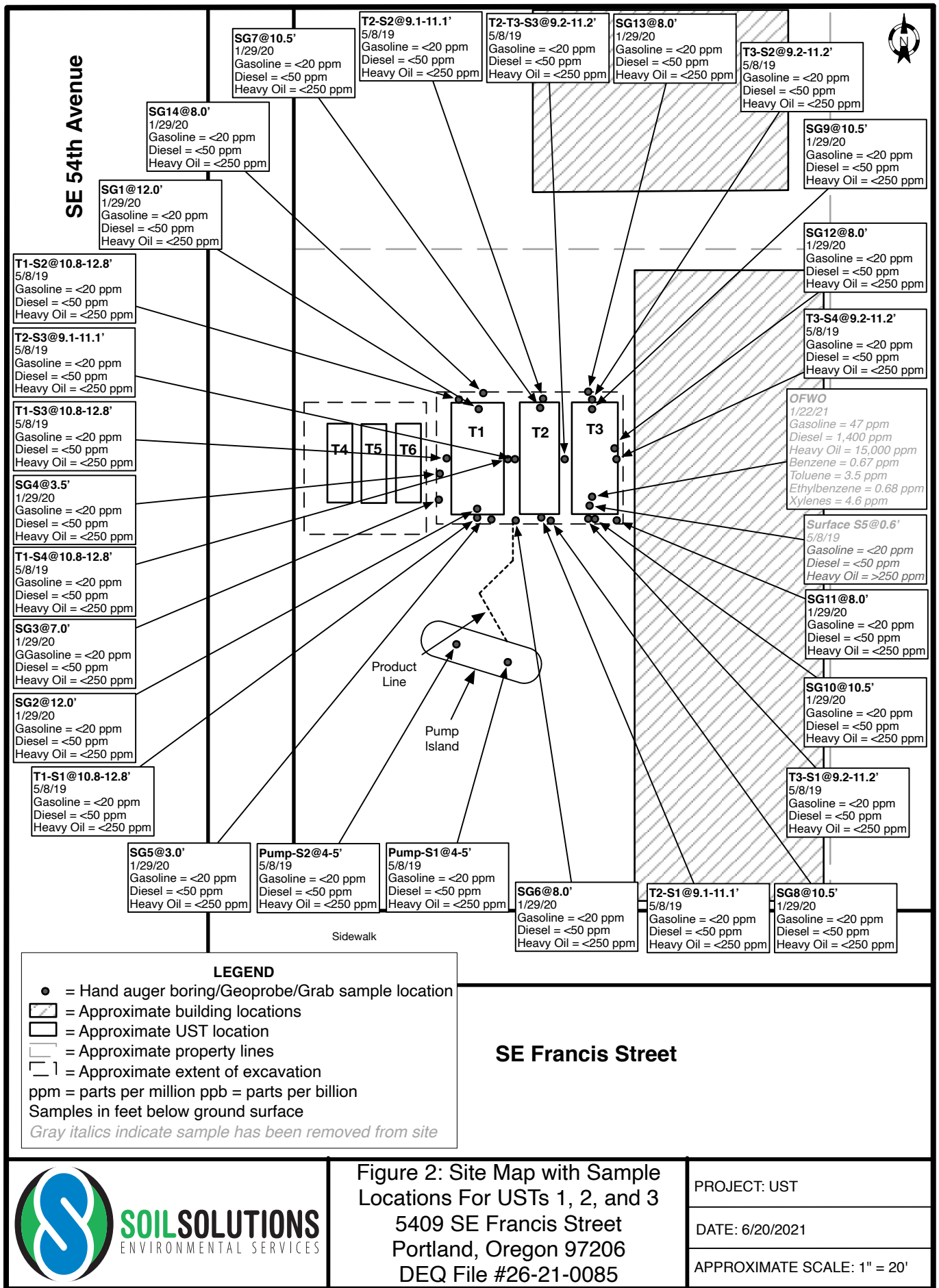


Figure 1: Site Location Map  
5409 SE Francis Street  
Portland, Oregon 97206  
DEQ File #26-21-0085

PROJECT: UST

DATE: 6/20/2021

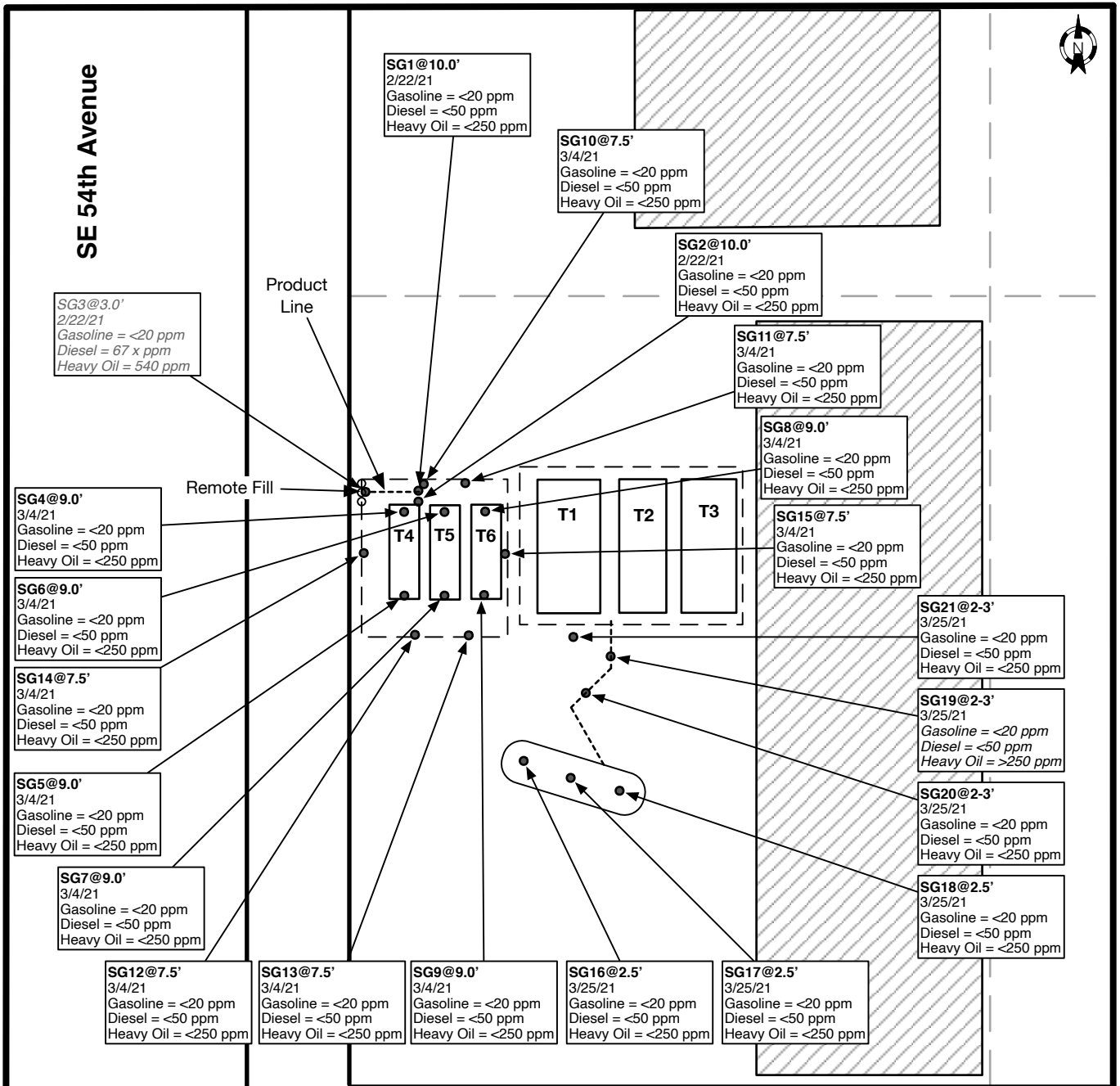
200 ft



**Figure 2: Site Map with Sample Locations For USTs 1, 2, and 3**  
 5409 SE Francis Street  
 Portland, Oregon 97206  
 DEQ File #26-21-0085

PROJECT: UST  
 DATE: 6/20/2021  
 APPROXIMATE SCALE: 1" = 20'





**LEGEND**

- = Hand auger boring/Geoprobe/Grab sample location
- ▨ = Approximate building locations
- ▭ = Approximate UST location
- = Approximate property lines
- ┌┐ = Approximate extent of excavation

ppm = parts per million  
ppb = parts per billion  
Samples in feet below ground surface  
*Gray italics indicate sample has been removed from site*



**Figure 3: Site Map with Sample Locations For USTs 4, 5, and 6**  
5409 SE Francis Street  
Portland, Oregon 97206  
DEQ File #26-21-0085

|                             |
|-----------------------------|
| PROJECT: UST                |
| DATE: 6/20/2021             |
| APPROXIMATE SCALE: 1" = 20' |

## **TABLES**

**Table 1**  
**Soil Sample Analytical Results**

| Sample Identification | Date    | Depth <sup>1</sup> | Disposition   | Analytical Results (mg/kg) <sup>2</sup>                         |   |   |   |   |   |                        |                        |                              |                           |                         |
|-----------------------|---------|--------------------|---------------|---|---|---|---|---|---|------------------------|------------------------|------------------------------|---------------------------|-------------------------|
|                       |         |                    |               | Gasoline Range (C <sub>2</sub> -C <sub>5</sub> ) <sup>(3)</sup> | Diesel Range (C <sub>10</sub> -C <sub>25</sub> ) <sup>(4)</sup> | Residual Range (C <sub>25</sub> -C <sub>36</sub> ) <sup>(4)</sup> | Gasoline Range (C <sub>2</sub> -C <sub>5</sub> ) <sup>(7)</sup> | Diesel Range (C <sub>10</sub> -C <sub>25</sub> ) <sup>(7)</sup> | Residual Range (C <sub>25</sub> -C <sub>36</sub> ) <sup>(7)</sup> | Benzene <sup>(5)</sup> | Toluene <sup>(5)</sup> | Ethyl-benzene <sup>(5)</sup> | m,p-Xylene <sup>(5)</sup> | o-Xylene <sup>(5)</sup> |
| T1-S1@10.8-12.8       | 5/8/19  | 10.8-12.8          | Remain        | --  | --  | --  | <20   | <50   | <250  | --                     | --                     | --                           | --                        | --                      |
| T1-S2@10.8-12.8       | 5/8/19  | 10.8-12.8          | Remain        | --  | --  | --  | <20   | <50   | <250  | --                     | --                     | --                           | --                        | --                      |
| T1-S3@10.8-12.8       | 5/8/19  | 10.8-12.8          | Remain        | --  | --  | --  | <20   | <50   | <250  | --                     | --                     | --                           | --                        | --                      |
| T1-S4@10.8-12.8       | 5/8/19  | 10.8-12.8          | Remain        | --  | --  | --  | <20   | <50   | <250  | --                     | --                     | --                           | --                        | --                      |
| T2-S1@9.1-11.1        | 5/8/19  | 9.1-11.1           | Remain        | --  | --  | --  | <20   | <50   | <250  | --                     | --                     | --                           | --                        | --                      |
| T2-S2@9.1-11.1        | 5/8/19  | 9.1-11.1           | Remain        | --  | --  | --  | <20   | <50   | <250  | --                     | --                     | --                           | --                        | --                      |
| T2-S3@9.1-11.1        | 5/8/19  | 9.1-11.1           | Remain        | --  | --  | --  | <20   | <50   | <250  | --                     | --                     | --                           | --                        | --                      |
| T3-S1@9.2-11.2        | 5/8/19  | 9.2-11.2           | Remain        | --  | --  | --  | <20   | <50   | <250  | --                     | --                     | --                           | --                        | --                      |
| T3-S2@9.2-11.2        | 5/8/19  | 9.2-11.2           | Remain        | --  | --  | --  | <20   | <50   | <250  | --                     | --                     | --                           | --                        | --                      |
| T2-T3-S3@9.2-11.2     | 5/8/19  | 9.2-11.2           | Remain        | --  | --  | --  | <20   | <50   | <250  | --                     | --                     | --                           | --                        | --                      |
| T3-S4@9.2-11.2        | 5/8/19  | 9.2-11.2           | Remain        | --  | --  | --  | <20   | <50   | <250  | --                     | --                     | --                           | --                        | --                      |
| pump-S1@4.5           | 5/8/19  | 4.5                | Remain        | --  | --  | --  | <20   | <50   | <250  | --                     | --                     | --                           | --                        | --                      |
| pump-S2@4.5           | 5/8/19  | 4.5                | Remain        | --  | --  | --  | <20   | <50   | <250  | --                     | --                     | --                           | --                        | --                      |
| surfaceS5@0.6         | 5/8/19  | 0.6                | Removed       | --  | --  | --  | <20   | <50   | >250  | --                     | --                     | --                           | --                        | --                      |
| TC2                   | 1/20/21 | NA                 | tank contents | 53  | 25000 x   | 130,000   | --  | --  | --  | --                     | --                     | --                           | --                        | --                      |
| TC3                   | 1/20/21 | NA                 | tank contents | 28,000  | 62,000 x  | 690,000   | --  | --  | --  | --                     | --                     | --                           | --                        | --                      |
| DFWO                  | 1/22/21 | NA                 | Removed       | 47  | 1,400 x   | 15,000  | --  | --  | --  | 0.67                   | 3.5                    | 0.68                         | 4.6                       | --                      |
| SG1@12                | 1/29/21 | 12                 | Remain        | --  | --  | --  | <20   | <50   | <250  | --                     | --                     | --                           | --                        | --                      |
| SG2@12                | 1/29/21 | 12                 | Remain        | --  | --  | --  | <20   | <50   | <250  | --                     | --                     | --                           | --                        | --                      |
| SG3@7                 | 1/29/21 | 7                  | Remain        | --  | --  | --  | <20   | <50   | <250  | --                     | --                     | --                           | --                        | --                      |
| SG4@3.5               | 1/29/21 | 3.5                | Remain        | --  | --  | --  | <20   | <50   | <250  | --                     | --                     | --                           | --                        | --                      |
| SG5@3                 | 1/29/21 | 3                  | Remain        | --  | --  | --  | <20   | <50   | <250  | --                     | --                     | --                           | --                        | --                      |
| SG6@8                 | 1/29/21 | 8                  | Remain        | --  | --  | --  | <20   | <50   | <250  | --                     | --                     | --                           | --                        | --                      |
| SG7@10.5              | 1/29/21 | 10.5               | Remain        | --  | --  | --  | <20   | <50   | <250  | --                     | --                     | --                           | --                        | --                      |
| SG8@10.5              | 1/29/21 | 10.5               | Remain        | --  | --  | --  | <20   | <50   | <250  | --                     | --                     | --                           | --                        | --                      |
| SG9@10.5              | 1/29/21 | 10.5               | Remain        | --  | --  | --  | <20   | <50   | <250  | --                     | --                     | --                           | --                        | --                      |
| SG10@10.5             | 1/29/21 | 10.5               | Remain        | --  | --  | --  | <20   | <50   | <250  | --                     | --                     | --                           | --                        | --                      |
| SG11@8                | 1/29/21 | 8                  | Remain        | --  | --  | --  | <20   | <50   | <250  | --                     | --                     | --                           | --                        | --                      |
| SG12@8                | 1/29/21 | 8                  | Remain        | --  | --  | --  | <20   | <50   | <250  | --                     | --                     | --                           | --                        | --                      |
| SG13@8                | 1/29/21 | 8                  | Remain        | --  | --  | --  | <20   | <50   | <250  | --                     | --                     | --                           | --                        | --                      |
| SG14@8                | 1/29/21 | 8                  | Remain        | --  | --  | --  | <20   | <50   | <250  | --                     | --                     | --                           | --                        | --                      |
| T1TC                  | 2/9/21  | NA                 | tank contents | 860,000   | 700,000 x   | <50,000   | --  | --  | --  | --                     | --                     | --                           | --                        | --                      |
| T2TC                  | 2/9/21  | NA                 | tank contents | 180,000   | 160,000 x   | 710,000   | --  | --  | --  | --                     | --                     | --                           | --                        | --                      |
| SG1@10                | 2/22/21 | 10                 | Remain        | --  | --  | --  | <20   | <50   | <250  | --                     | --                     | --                           | --                        | --                      |
| SG2@10                | 2/22/21 | 10                 | Remain        | --  | --  | --  | <20   | <50   | <250  | --                     | --                     | --                           | --                        | --                      |
| SG3@3                 | 2/22/21 | 3                  | Removed       | --  | 67 x  | 540   | <20   | <50   | >250  | --                     | --                     | --                           | --                        | --                      |
| SG4@9                 | 3/4/21  | 9                  | Remain        | --  | --  | --  | <20   | <50   | <250  | --                     | --                     | --                           | --                        | --                      |
| SG5@9                 | 3/4/21  | 9                  | Remain        | --  | --  | --  | <20   | <50   | <250  | --                     | --                     | --                           | --                        | --                      |
| SG6@9                 | 3/4/21  | 9                  | Remain        | --  | --  | --  | <20   | <50   | <250  | --                     | --                     | --                           | --                        | --                      |
| SG7@9                 | 3/4/21  | 9                  | Remain        | --  | --  | --  | <20   | <50   | <250  | --                     | --                     | --                           | --                        | --                      |
| SG8@9                 | 3/4/21  | 9                  | Remain        | --  | --  | --  | <20   | <50   | <250  | --                     | --                     | --                           | --                        | --                      |
| SG9@9                 | 3/4/21  | 9                  | Remain        | --  | --  | --  | <20   | <50   | <250  | --                     | --                     | --                           | --                        | --                      |
| SG10@7.5              | 3/4/21  | 7.5                | Remain        | --  | --  | --  | <20   | <50   | <250  | --                     | --                     | --                           | --                        | --                      |
| SG11@7.5              | 3/4/21  | 7.5                | Remain        | --  | --  | --  | <20   | <50   | <250  | --                     | --                     | --                           | --                        | --                      |
| SG12@7.5              | 3/4/21  | 7.5                | Remain        | --  | --  | --  | <20   | <50   | <250  | --                     | --                     | --                           | --                        | --                      |
| SG13@7.5              | 3/4/21  | 7.5                | Remain        | --  | --  | --  | <20   | <50   | <250  | --                     | --                     | --                           | --                        | --                      |
| SG14@7.5              | 3/4/21  | 7.5                | Remain        | --  | --  | --  | <20   | <50   | <250  | --                     | --                     | --                           | --                        | --                      |
| SG15@7.5              | 3/4/21  | 7.5                | Remain        | --  | --  | --  | <20   | <50   | <250  | --                     | --                     | --                           | --                        | --                      |
| SG16@2.5              | 3/25/21 | 2.5                | Remain        | --  | --  | --  | <20   | <50   | <250  | --                     | --                     | --                           | --                        | --                      |
| SG17@2.5              | 3/25/21 | 2.5                | Remain        | --  | --  | --  | <20   | <50   | <250  | --                     | --                     | --                           | --                        | --                      |
| SG18@2.5              | 3/25/21 | 2.5                | Remain        | --  | --  | --  | <20   | <50   | <250  | --                     | --                     | --                           | --                        | --                      |
| SG19@2-3              | 3/25/21 | 2-3                | Remain        | --  | --  | --  | <20   | <50   | <250  | --                     | --                     | --                           | --                        | --                      |
| SG20@2-3              | 3/25/21 | 2-3                | Remain        | --  | --  | --  | <20   | <50   | <250  | --                     | --                     | --                           | --                        | --                      |
| SG21@2-3              | 3/25/21 | 2-3                | Remain        | --  | --  | --  | <20   | <50   | <250  | --                     | --                     | --                           | --                        | --                      |

**Notes:**

Gray italics indicate sample location has been removed from the site.

RBCs for m,p-Xylenes and o-Xylenes are given as a total of all Xylenes.

RBCs for Diesel Range and Residual Range Organics are given as Generic Diesel/Heating Oil.

1 - Depth in feet below ground surface

2 - Results reported in milligrams per kilogram

3 - Analyzed by NWTPH-Gx

4 - Analyzed by NWTPH-Dx

5 - Analyzed by EPA Methods 8260C/8021B

6 - Analyzed by EPA Method 8270D SIM

7 - Analyzed by NWTPH-HCID

x - Sample chromatograph does not resemble fuel standard used for quantitation

-- - Not analyzed

## **APPENDICES**

## **Appendix A**

Photographs of Field Activities

## Site Photos



USTs were located in the parking lot located in the northwest portion of the site.



SSES uncovered the tops of T1, T2, and T3 and inerted them with carbon dioxide. The USTs were then cut open. SSES removed the liquids and the tanks were thoroughly pressure washed.

## Site Photos



T1, T2, and T3 were then removed from the ground.



SSES exposed tanks T4, T5, and T6 and inerted them with carbon dioxide. The USTs were then cut open. SSES removed the liquids and the tanks were thoroughly pressure washed.

## Site Photos



T4, T5, and T6 were then removed from the ground.



Following receipt of all laboratory analytical results, the tank areas were backfilled with compacted gravel and the surface was repaved with new asphalt.

## **Appendix B**

Certified Analytical Reports, Chain of Custody Documents

FRIEDMAN & BRUYA, INC.

ENVIRONMENTAL CHEMISTS

James E. Bruya, Ph.D.  
Yelena Aravkina, M.S.  
Michael Erdahl, B.S.  
Arina Podnozova, B.S.  
Eric Young, B.S.

3012 16th Avenue West  
Seattle, WA 98119-2029  
(206) 285-8282  
fbi@isomedia.com  
www.friedmanandbruya.com

February 19, 2021

Project Managers  
Soil Solutions  
3540 SE 28th Ave  
Portland, OR 97202

Dear Project Managers:

Included are the results from the testing of material submitted on February 10, 2021 from the 5409 SE Francis St., F&BI 102165 project. There are 18 pages included in this report. Any samples that may remain are currently scheduled for disposal in 30 days, or as directed by the Chain of Custody document. If you would like us to return your samples or arrange for long term storage at our offices, please contact us as soon as possible.

We appreciate this opportunity to be of service to you and hope you will call if you should have any questions.

Sincerely,

FRIEDMAN & BRUYA, INC.



Michael Erdahl  
Project Manager

Enclosures  
c: Soil Solutions Reports  
SSI0219R.DOC

FRIEDMAN & BRUYA, INC.

ENVIRONMENTAL CHEMISTS

Date of Report: 02/19/21  
Date Received: 02/10/21  
Project: 5409 SE Francis St., F&BI 102165  
Date Extracted: 02/11/21  
Date Analyzed: 02/12/21

**RESULTS FROM THE ANALYSIS OF SOIL/PRODUCT SAMPLES  
FOR TOTAL PETROLEUM HYDROCARBONS AS GASOLINE  
USING METHOD NWTPH-Gx**  
Results Reported as mg/kg (ppm)

| <u>Sample ID</u><br>Laboratory ID | <u>Gasoline Range</u> | Surrogate<br>(% Recovery)<br>(Limit 50-150) |
|-----------------------------------|-----------------------|---|
| T1TC<br>102165-01 1/10000         | 860,000               | ip  |
| T2TC<br>102165-02 1/1000          | 180,000               | ip  |
| Method Blank<br>01-147 MB2        | <5                    | 105   |

FRIEDMAN & BRUYA, INC.

ENVIRONMENTAL CHEMISTS

Date of Report: 02/19/21  
Date Received: 02/10/21  
Project: 5409 SE Francis St., F&BI 102165  
Date Extracted: 02/10/21  
Date Analyzed: 02/10/21

**RESULTS FROM THE ANALYSIS OF SOIL/PRODUCT SAMPLES  
FOR TOTAL PETROLEUM HYDROCARBONS AS  
DIESEL AND MOTOR OIL  
USING METHOD NWTPH-D<sub>x</sub>**  
Results Reported as mg/kg (ppm)

| <u>Sample ID</u><br>Laboratory ID | <u>Diesel Range</u><br>(C <sub>10</sub> -C <sub>25</sub> ) | <u>Motor Oil Range</u><br>(C <sub>25</sub> -C <sub>36</sub> ) | <u>Surrogate</u><br>(% Recovery)<br>(Limit 53-144) |
|-----------------------------------|--|---|--|
| T1TC<br>102165-01 1/1,000         | 200,000 x  | <50,000   | 92   |
| T2TC<br>102165-02 1/1,000         | 160,000 x  | 710,000   | 67   |
| Method Blank<br>01-315 MB         | <50  | <250  | 84   |

FRIEDMAN & BRUYA, INC.

ENVIRONMENTAL CHEMISTS

Analysis For Total Metals By EPA Method 6020B

|                 |              |             |                                  |
|-----------------|--------------|-------------|----------------------------------|
| Client ID:      | T1TC         | Client:     | Soil Solutions                   |
| Date Received:  | 02/10/21     | Project:    | 5409 SE Francis St., F&BI 102165 |
| Date Extracted: | 02/11/21     | Lab ID:     | 102165-01                        |
| Date Analyzed:  | 02/12/21     | Data File:  | 102165-01.114                    |
| Matrix:         | Soil/Product | Instrument: | ICPMS2                           |
| Units:          | mg/kg (ppm)  | Operator:   | SP                               |

| Analyte: | Concentration<br>mg/kg (ppm) |
|----------|------------------------------|
| Arsenic  | <1                           |
| Barium   | <1                           |
| Cadmium  | <1                           |
| Chromium | <1                           |
| Lead     | 68.3                         |
| Mercury  | <1                           |
| Selenium | <1                           |
| Silver   | <1                           |

FRIEDMAN & BRUYA, INC.

ENVIRONMENTAL CHEMISTS

Analysis For Total Metals By EPA Method 6020B

|                 |                       |             |                                    |
|-----------------|-----------------------|-------------|------------------------------------|
| Client ID:      | T2TC                  | Client:     | Soil Solutions                     |
| Date Received:  | 02/10/21              | Project:    | 5409 SE Francis St., F&BI 102165   |
| Date Extracted: | 02/11/21              | Lab ID:     | 102165-02 and 102165-02 x5         |
| Date Analyzed:  | 02/12/21 and 02/16/21 | Data File:  | 102165-02.125 and 102165-02 x5.060 |
| Matrix:         | Soil/Product          | Instrument: | ICPMS2                             |
| Units:          | mg/kg (ppm)           | Operator:   | SP                                 |

| Analyte: | Concentration<br>mg/kg (ppm) |
|----------|------------------------------|
| Arsenic  | <1                           |
| Barium   | <1                           |
| Cadmium  | <1                           |
| Chromium | <1                           |
| Lead     | 210                          |
| Mercury  | <1                           |
| Selenium | <1                           |
| Silver   | <1                           |

FRIEDMAN & BRUYA, INC.

ENVIRONMENTAL CHEMISTS

Analysis For Total Metals By EPA Method 6020B

|                 |              |             |                                  |
|-----------------|--------------|-------------|----------------------------------|
| Client ID:      | Method Blank | Client:     | Soil Solutions                   |
| Date Received:  | NA           | Project:    | 5409 SE Francis St., F&BI 102165 |
| Date Extracted: | 02/11/21     | Lab ID:     | I1-107 mb                        |
| Date Analyzed:  | 02/11/21     | Data File:  | I1-107 mb.088                    |
| Matrix:         | Soil/Product | Instrument: | ICPMS2                           |
| Units:          | mg/kg (ppm)  | Operator:   | SP                               |

| Analyte: | Concentration<br>mg/kg (ppm) |
|----------|------------------------------|
| Arsenic  | <1                           |
| Barium   | <1                           |
| Cadmium  | <1                           |
| Chromium | <1                           |
| Lead     | <1                           |
| Mercury  | <1                           |
| Selenium | <1                           |
| Silver   | <1                           |

FRIEDMAN & BRUYA, INC.

ENVIRONMENTAL CHEMISTS

Analysis For Volatile Compounds By EPA Method 8260D

|                   |                       |             |                                  |
|-------------------|-----------------------|-------------|----------------------------------|
| Client Sample ID: | T1TC                  | Client:     | Soil Solutions                   |
| Date Received:    | 02/10/21              | Project:    | 5409 SE Francis St., F&BI 102165 |
| Date Extracted:   | 02/11/21              | Lab ID:     | 102165-01 1/1000 and 1/10000     |
| Date Analyzed:    | 02/11/21 and 02/15/21 | Data File:  | 021139.D and 021516.D            |
| Matrix:           | Soil/Product          | Instrument: | GCMS4                            |
| Units:            | mg/kg (ppm)           | Operator:   | JCM                              |

| Surrogates:           | % Recovery: | Lower Limit: | Upper Limit: |
|-----------------------|-------------|--------------|--------------|
| 1,2-Dichloroethane-d4 | 103         | 90           | 109          |
| Toluene-d8            | 99          | 89           | 112          |
| 4-Bromofluorobenzene  | 101         | 84           | 115          |

| Compounds:                  | Concentration mg/kg (ppm) | Compounds:                  | Concentration mg/kg (ppm) |
|-----------------------------|---------------------------|-----------------------------|---------------------------|
| Dichlorodifluoromethane     | <500                      | 1,3-Dichloropropane         | <50                       |
| Chloromethane               | <500                      | Tetrachloroethene           | <25                       |
| Vinyl chloride              | <50                       | Dibromochloromethane        | <50                       |
| Bromomethane                | <500                      | 1,2-Dibromoethane (EDB)     | 160                       |
| Chloroethane                | <500                      | Chlorobenzene               | <50                       |
| Trichlorofluoromethane      | <500                      | Ethylbenzene                | 6,500                     |
| Acetone                     | <5,000                    | 1,1,1,2-Tetrachloroethane   | <50                       |
| 1,1-Dichloroethene          | <50                       | m,p-Xylene                  | 29,000                    |
| Hexane                      | 41,000                    | o-Xylene                    | 9,700                     |
| Methylene chloride          | <500                      | Styrene                     | <50                       |
| Methyl t-butyl ether (MTBE) | <50                       | Isopropylbenzene            | 390                       |
| trans-1,2-Dichloroethene    | <50                       | Bromoform                   | <50                       |
| 1,1-Dichloroethane          | <50                       | n-Propylbenzene             | 2,000                     |
| 2,2-Dichloropropane         | <50                       | Bromobenzene                | <50                       |
| cis-1,2-Dichloroethene      | <50                       | 1,3,5-Trimethylbenzene      | 5,600                     |
| Chloroform                  | <50                       | 1,1,2,2-Tetrachloroethane   | <50                       |
| 2-Butanone (MEK)            | <500                      | 1,2,3-Trichloropropane      | <50                       |
| 1,2-Dichloroethane (EDC)    | <50                       | 2-Chlorotoluene             | <50                       |
| 1,1,1-Trichloroethane       | <50                       | 4-Chlorotoluene             | <50                       |
| 1,1-Dichloropropene         | <50                       | tert-Butylbenzene           | <50                       |
| Carbon tetrachloride        | <50                       | 1,2,4-Trimethylbenzene      | 19,000                    |
| Benzene                     | 8,700                     | sec-Butylbenzene            | 180                       |
| Trichloroethene             | <20                       | p-Isopropyltoluene          | 150                       |
| 1,2-Dichloropropane         | <50                       | 1,3-Dichlorobenzene         | <50                       |
| Bromodichloromethane        | <50                       | 1,4-Dichlorobenzene         | <50                       |
| Dibromomethane              | <50                       | 1,2-Dichlorobenzene         | <50                       |
| 4-Methyl-2-pentanone        | <500                      | 1,2-Dibromo-3-chloropropane | <500                      |
| cis-1,3-Dichloropropene     | <50                       | 1,2,4-Trichlorobenzene      | <250                      |
| Toluene                     | 36,000                    | Hexachlorobutadiene         | <250                      |
| trans-1,3-Dichloropropene   | <50                       | Naphthalene                 | 6,600                     |
| 1,1,2-Trichloroethane       | <50                       | 1,2,3-Trichlorobenzene      | <250                      |
| 2-Hexanone                  | <500                      |                             |                           |

FRIEDMAN & BRUYA, INC.

ENVIRONMENTAL CHEMISTS

Analysis For Volatile Compounds By EPA Method 8260D

|                   |              |             |                                  |
|-------------------|--------------|-------------|----------------------------------|
| Client Sample ID: | T2TC         | Client:     | Soil Solutions                   |
| Date Received:    | 02/10/21     | Project:    | 5409 SE Francis St., F&BI 102165 |
| Date Extracted:   | 02/11/21     | Lab ID:     | 102165-02 1/1000                 |
| Date Analyzed:    | 02/11/21     | Data File:  | 021140.D                         |
| Matrix:           | Soil/Product | Instrument: | GCMS4                            |
| Units:            | mg/kg (ppm)  | Operator:   | JCM                              |

| Surrogates:           | % Recovery: | Lower Limit: | Upper Limit: |
|-----------------------|-------------|--------------|--------------|
| 1,2-Dichloroethane-d4 | 103         | 90           | 109          |
| Toluene-d8            | 98          | 89           | 112          |
| 4-Bromofluorobenzene  | 100         | 84           | 115          |

| Compounds:                  | Concentration mg/kg (ppm) | Compounds:                  | Concentration mg/kg (ppm) |
|-----------------------------|---------------------------|-----------------------------|---------------------------|
| Dichlorodifluoromethane     | <500                      | 1,3-Dichloropropane         | <50                       |
| Chloromethane               | <500                      | Tetrachloroethene           | <25                       |
| Vinyl chloride              | <50                       | Dibromochloromethane        | <50                       |
| Bromomethane                | <500                      | 1,2-Dibromoethane (EDB)     | <50                       |
| Chloroethane                | <500                      | Chlorobenzene               | <50                       |
| Trichlorofluoromethane      | <500                      | Ethylbenzene                | 640                       |
| Acetone                     | <5,000                    | 1,1,1,2-Tetrachloroethane   | <50                       |
| 1,1-Dichloroethene          | <50                       | m,p-Xylene                  | 3,000                     |
| Hexane                      | <250                      | o-Xylene                    | 1,200                     |
| Methylene chloride          | <500                      | Styrene                     | <50                       |
| Methyl t-butyl ether (MTBE) | <50                       | Isopropylbenzene            | 78                        |
| trans-1,2-Dichloroethene    | <50                       | Bromoform                   | <50                       |
| 1,1-Dichloroethane          | <50                       | n-Propylbenzene             | 300                       |
| 2,2-Dichloropropane         | <50                       | Bromobenzene                | <50                       |
| cis-1,2-Dichloroethene      | <50                       | 1,3,5-Trimethylbenzene      | 590                       |
| Chloroform                  | <50                       | 1,1,2,2-Tetrachloroethane   | 110                       |
| 2-Butanone (MEK)            | <500                      | 1,2,3-Trichloropropane      | <50                       |
| 1,2-Dichloroethane (EDC)    | <50                       | 2-Chlorotoluene             | 820                       |
| 1,1,1-Trichloroethane       | <50                       | 4-Chlorotoluene             | <50                       |
| 1,1-Dichloropropene         | <50                       | tert-Butylbenzene           | <50                       |
| Carbon tetrachloride        | <50                       | 1,2,4-Trimethylbenzene      | 2,100                     |
| Benzene                     | 150                       | sec-Butylbenzene            | <50                       |
| Trichloroethene             | <20                       | p-Isopropyltoluene          | <50                       |
| 1,2-Dichloropropane         | <50                       | 1,3-Dichlorobenzene         | <50                       |
| Bromodichloromethane        | <50                       | 1,4-Dichlorobenzene         | <50                       |
| Dibromomethane              | <50                       | 1,2-Dichlorobenzene         | <50                       |
| 4-Methyl-2-pentanone        | <500                      | 1,2-Dibromo-3-chloropropane | <500                      |
| cis-1,3-Dichloropropene     | <50                       | 1,2,4-Trichlorobenzene      | <250                      |
| Toluene                     | 1,600                     | Hexachlorobutadiene         | <250                      |
| trans-1,3-Dichloropropene   | <50                       | Naphthalene                 | 670                       |
| 1,1,2-Trichloroethane       | <50                       | 1,2,3-Trichlorobenzene      | <250                      |
| 2-Hexanone                  | <500                      |                             |                           |

FRIEDMAN & BRUYA, INC.

ENVIRONMENTAL CHEMISTS

Analysis For Volatile Compounds By EPA Method 8260D

|                   |                |             |                                  |
|-------------------|----------------|-------------|----------------------------------|
| Client Sample ID: | Method Blank   | Client:     | Soil Solutions                   |
| Date Received:    | Not Applicable | Project:    | 5409 SE Francis St., F&BI 102165 |
| Date Extracted:   | 02/11/21       | Lab ID:     | 01-235 mb                        |
| Date Analyzed:    | 02/11/21       | Data File:  | 021109.D                         |
| Matrix:           | Soil/Product   | Instrument: | GCMS4                            |
| Units:            | mg/kg (ppm)    | Operator:   | JCM                              |

| Surrogates:           | % Recovery: | Lower Limit: | Upper Limit: |
|-----------------------|-------------|--------------|--------------|
| 1,2-Dichloroethane-d4 | 103         | 90           | 109          |
| Toluene-d8            | 97          | 89           | 112          |
| 4-Bromofluorobenzene  | 93          | 84           | 115          |

| Compounds:                  | Concentration mg/kg (ppm) | Compounds:                  | Concentration mg/kg (ppm) |
|-----------------------------|---------------------------|-----------------------------|---------------------------|
| Dichlorodifluoromethane     | <0.5                      | 1,3-Dichloropropane         | <0.05                     |
| Chloromethane               | <0.5                      | Tetrachloroethene           | <0.025                    |
| Vinyl chloride              | <0.05                     | Dibromochloromethane        | <0.05                     |
| Bromomethane                | <0.5                      | 1,2-Dibromoethane (EDB)     | <0.05                     |
| Chloroethane                | <0.5                      | Chlorobenzene               | <0.05                     |
| Trichlorofluoromethane      | <0.5                      | Ethylbenzene                | <0.05                     |
| Acetone                     | <5                        | 1,1,1,2-Tetrachloroethane   | <0.05                     |
| 1,1-Dichloroethene          | <0.05                     | m,p-Xylene                  | <0.1                      |
| Hexane                      | <0.25                     | o-Xylene                    | <0.05                     |
| Methylene chloride          | <0.5                      | Styrene                     | <0.05                     |
| Methyl t-butyl ether (MTBE) | <0.05                     | Isopropylbenzene            | <0.05                     |
| trans-1,2-Dichloroethene    | <0.05                     | Bromoform                   | <0.05                     |
| 1,1-Dichloroethane          | <0.05                     | n-Propylbenzene             | <0.05                     |
| 2,2-Dichloropropane         | <0.05                     | Bromobenzene                | <0.05                     |
| cis-1,2-Dichloroethene      | <0.05                     | 1,3,5-Trimethylbenzene      | <0.05                     |
| Chloroform                  | <0.05                     | 1,1,2,2-Tetrachloroethane   | <0.05                     |
| 2-Butanone (MEK)            | <0.5                      | 1,2,3-Trichloropropane      | <0.05                     |
| 1,2-Dichloroethane (EDC)    | <0.05                     | 2-Chlorotoluene             | <0.05                     |
| 1,1,1-Trichloroethane       | <0.05                     | 4-Chlorotoluene             | <0.05                     |
| 1,1-Dichloropropene         | <0.05                     | tert-Butylbenzene           | <0.05                     |
| Carbon tetrachloride        | <0.05                     | 1,2,4-Trimethylbenzene      | <0.05                     |
| Benzene                     | <0.03                     | sec-Butylbenzene            | <0.05                     |
| Trichloroethene             | <0.02                     | p-Isopropyltoluene          | <0.05                     |
| 1,2-Dichloropropane         | <0.05                     | 1,3-Dichlorobenzene         | <0.05                     |
| Bromodichloromethane        | <0.05                     | 1,4-Dichlorobenzene         | <0.05                     |
| Dibromomethane              | <0.05                     | 1,2-Dichlorobenzene         | <0.05                     |
| 4-Methyl-2-pentanone        | <0.5                      | 1,2-Dibromo-3-chloropropane | <0.5                      |
| cis-1,3-Dichloropropene     | <0.05                     | 1,2,4-Trichlorobenzene      | <0.25                     |
| Toluene                     | <0.05                     | Hexachlorobutadiene         | <0.25                     |
| trans-1,3-Dichloropropene   | <0.05                     | Naphthalene                 | <0.05                     |
| 1,1,2-Trichloroethane       | <0.05                     | 1,2,3-Trichlorobenzene      | <0.25                     |
| 2-Hexanone                  | <0.5                      |                             |                           |

FRIEDMAN & BRUYA, INC.

ENVIRONMENTAL CHEMISTS

Analysis For PCBs By EPA Method 8082A

|                   |             |             |                                  |
|-------------------|-------------|-------------|----------------------------------|
| Client Sample ID: | T1TC        | Client:     | Soil Solutions                   |
| Date Received:    | 02/10/21    | Project:    | 5409 SE Francis St., F&BI 102165 |
| Date Extracted:   | 02/11/21    | Lab ID:     | 102165-01                        |
| Date Analyzed:    | 02/11/21    | Data File:  | 021116.D                         |
| Matrix:           | Product     | Instrument: | GC7                              |
| Units:            | mg/kg (ppm) | Operator:   | VM                               |

|             |             |              |              |
|-------------|-------------|--------------|--------------|
| Surrogates: | % Recovery: | Lower Limit: | Upper Limit: |
| TCMX        | 82          | 37           | 150          |

|              |                              |
|--------------|------------------------------|
| Compounds:   | Concentration<br>mg/kg (ppm) |
| Aroclor 1221 | <2                           |
| Aroclor 1232 | <2                           |
| Aroclor 1016 | <2                           |
| Aroclor 1242 | <2                           |
| Aroclor 1248 | <2                           |
| Aroclor 1254 | <2                           |
| Aroclor 1260 | <2                           |
| Aroclor 1262 | <2                           |
| Aroclor 1268 | <2                           |

FRIEDMAN & BRUYA, INC.

ENVIRONMENTAL CHEMISTS

Analysis For PCBs By EPA Method 8082A

|                   |             |             |                                  |
|-------------------|-------------|-------------|----------------------------------|
| Client Sample ID: | T2TC        | Client:     | Soil Solutions                   |
| Date Received:    | 02/10/21    | Project:    | 5409 SE Francis St., F&BI 102165 |
| Date Extracted:   | 02/11/21    | Lab ID:     | 102165-02                        |
| Date Analyzed:    | 02/11/21    | Data File:  | 021117.D                         |
| Matrix:           | Product     | Instrument: | GC7                              |
| Units:            | mg/kg (ppm) | Operator:   | VM                               |

|             |             |              |              |
|-------------|-------------|--------------|--------------|
| Surrogates: | % Recovery: | Lower Limit: | Upper Limit: |
| TCMX        | 83          | 37           | 150          |

|              |                              |
|--------------|------------------------------|
| Compounds:   | Concentration<br>mg/kg (ppm) |
| Aroclor 1221 | <2                           |
| Aroclor 1232 | <2                           |
| Aroclor 1016 | <2                           |
| Aroclor 1242 | <2                           |
| Aroclor 1248 | <2                           |
| Aroclor 1254 | <2                           |
| Aroclor 1260 | <2                           |
| Aroclor 1262 | <2                           |
| Aroclor 1268 | <2                           |

FRIEDMAN & BRUYA, INC.

ENVIRONMENTAL CHEMISTS

Analysis For PCBs By EPA Method 8082A

|                   |                |             |                                  |
|-------------------|----------------|-------------|----------------------------------|
| Client Sample ID: | Method Blank   | Client:     | Soil Solutions                   |
| Date Received:    | Not Applicable | Project:    | 5409 SE Francis St., F&BI 102165 |
| Date Extracted:   | 02/11/21       | Lab ID:     | 01-320 mb                        |
| Date Analyzed:    | 02/11/21       | Data File:  | 021104.D                         |
| Matrix:           | Product        | Instrument: | GC7                              |
| Units:            | mg/kg (ppm)    | Operator:   | VM                               |

|             |             |              |              |
|-------------|-------------|--------------|--------------|
| Surrogates: | % Recovery: | Lower Limit: | Upper Limit: |
| TCMX        | 99          | 37           | 150          |

|              |                              |
|--------------|------------------------------|
| Compounds:   | Concentration<br>mg/kg (ppm) |
| Aroclor 1221 | <2                           |
| Aroclor 1232 | <2                           |
| Aroclor 1016 | <2                           |
| Aroclor 1242 | <2                           |
| Aroclor 1248 | <2                           |
| Aroclor 1254 | <2                           |
| Aroclor 1260 | <2                           |
| Aroclor 1262 | <2                           |
| Aroclor 1268 | <2                           |

FRIEDMAN & BRUYA, INC.

ENVIRONMENTAL CHEMISTS

Date of Report: 02/19/21

Date Received: 02/10/21

Project: 5409 SE Francis St., F&BI 102165

**QUALITY ASSURANCE RESULTS FOR THE ANALYSIS OF SOIL/PRODUCT  
SAMPLES FOR TPH AS GASOLINE  
USING METHOD NWTPH-G<sub>x</sub>**

Laboratory Code: 102083-01 (Duplicate)

| Analyte  | Reporting<br>Units | Sample<br>Result<br>(Wet Wt) | Duplicate<br>Result<br>(Wet Wt) | RPD<br>(Limit 20) |
|----------|--------------------|------------------------------|---------------------------------|-------------------|
| Gasoline | mg/kg (ppm)        | <5                           | <5                              | nm                |

Laboratory Code: Laboratory Control Sample

| Analyte  | Reporting<br>Units | Spike<br>Level | Percent<br>Recovery<br>LCS | Acceptance<br>Criteria |
|----------|--------------------|----------------|----------------------------|------------------------|
| Gasoline | mg/kg (ppm)        | 20             | 90                         | 71-131                 |

FRIEDMAN & BRUYA, INC.

ENVIRONMENTAL CHEMISTS

Date of Report: 02/19/21

Date Received: 02/10/21

Project: 5409 SE Francis St., F&BI 102165

**QUALITY ASSURANCE RESULTS FROM THE ANALYSIS OF SOIL/PRODUCT  
SAMPLES  
FOR TOTAL PETROLEUM HYDROCARBONS AS  
DIESEL EXTENDED USING METHOD NWTPH-D<sub>x</sub>**

Laboratory Code: 102115-01 (Matrix Spike)

| Analyte         | Reporting<br>Units | Spike<br>Level | Sample<br>Result<br>(Wet Wt) | Percent<br>Recovery<br>MS | Percent<br>Recovery<br>MSD | Acceptance<br>Criteria | RPD<br>(Limit 20) |
|-----------------|--------------------|----------------|------------------------------|---------------------------|----------------------------|------------------------|-------------------|
| Diesel Extended | mg/kg (ppm)        | 5,000          | 140                          | 95                        | 94                         | 64-133                 | 1                 |

Laboratory Code: Laboratory Control Sample

| Analyte         | Reporting<br>Units | Spike<br>Level | Percent<br>Recovery<br>LCS | Acceptance<br>Criteria |
|-----------------|--------------------|----------------|----------------------------|------------------------|
| Diesel Extended | mg/kg (ppm)        | 5,000          | 94                         | 58-147                 |

FRIEDMAN & BRUYA, INC.

ENVIRONMENTAL CHEMISTS

Date of Report: 02/19/21

Date Received: 02/10/21

Project: 5409 SE Francis St., F&BI 102165

**QUALITY ASSURANCE RESULTS  
FOR THE ANALYSIS OF SOIL/PRODUCT SAMPLES  
FOR TOTAL METALS USING EPA METHOD 6020B**

Laboratory Code: 102182-01 x5 (Matrix Spike)

| Analyte  | Reporting Units | Spike Level | Sample Result (Wet wt) | Percent Recovery MS | Percent Recovery MSD | Acceptance Criteria | RPD (Limit 20) |
|----------|-----------------|-------------|------------------------|---------------------|----------------------|---------------------|----------------|
| Arsenic  | mg/kg (ppm)     | 10          | 25.9                   | 152 b               | 180 b                | 75-125              | 17 b           |
| Barium   | mg/kg (ppm)     | 50          | 87.0                   | 104                 | 105                  | 75-125              | 1              |
| Cadmium  | mg/kg (ppm)     | 10          | <5                     | 93                  | 96                   | 75-125              | 3              |
| Chromium | mg/kg (ppm)     | 50          | 13.0                   | 94                  | 93                   | 75-125              | 1              |
| Lead     | mg/kg (ppm)     | 50          | 181                    | 89 b                | 127 b                | 75-125              | 35 b           |
| Mercury  | mg/kg (ppm)     | 5           | <5                     | 97                  | 100                  | 75-125              | 3              |
| Selenium | mg/kg (ppm)     | 5           | <5                     | 121                 | 239 vo               | 75-125              | 66 vo          |
| Silver   | mg/kg (ppm)     | 10          | 28.2                   | 159 b               | 499 b                | 75-125              | 103 b          |

Laboratory Code: Laboratory Control Sample

| Analyte  | Reporting Units | Spike Level | Percent Recovery LCS | Acceptance Criteria |
|----------|-----------------|-------------|----------------------|---------------------|
| Arsenic  | mg/kg (ppm)     | 10          | 85                   | 80-120              |
| Barium   | mg/kg (ppm)     | 50          | 91                   | 80-120              |
| Cadmium  | mg/kg (ppm)     | 10          | 94                   | 80-120              |
| Chromium | mg/kg (ppm)     | 50          | 103                  | 80-120              |
| Lead     | mg/kg (ppm)     | 50          | 90                   | 80-120              |
| Mercury  | mg/kg (ppm)     | 5           | 93                   | 80-120              |
| Selenium | mg/kg (ppm)     | 5           | 86                   | 80-120              |
| Silver   | mg/kg (ppm)     | 10          | 89                   | 80-120              |

FRIEDMAN & BRUYA, INC.

ENVIRONMENTAL CHEMISTS

Date of Report: 02/19/21

Date Received: 02/10/21

Project: 5409 SE Francis St., F&BI 102165

**QUALITY ASSURANCE RESULTS FOR THE ANALYSIS OF SOIL/PRODUCT  
SAMPLES FOR VOLATILES BY EPA METHOD 8260D**

Laboratory Code: 102166-01 (Matrix Spike)

| Analyte                     | Reporting Units | Spike Level | Sample Result (Wet wt) | Percent Recovery MS | Percent Recovery MSD | Acceptance Criteria | RPD (Limit 20) |
|-----------------------------|-----------------|-------------|------------------------|---------------------|----------------------|---------------------|----------------|
| Dichlorodifluoromethane     | mg/kg (ppm)     | 1           | <0.5                   | 18                  | 16                   | 10-142              | 12             |
| Chloromethane               | mg/kg (ppm)     | 1           | <0.5                   | 40                  | 40                   | 10-126              | 0              |
| Vinyl chloride              | mg/kg (ppm)     | 1           | <0.05                  | 43                  | 41                   | 10-138              | 5              |
| Bromomethane                | mg/kg (ppm)     | 1           | <0.5                   | 74                  | 82                   | 10-163              | 10             |
| Chloroethane                | mg/kg (ppm)     | 1           | <0.5                   | 60                  | 56                   | 10-176              | 7              |
| Trichlorofluoromethane      | mg/kg (ppm)     | 1           | <0.5                   | 43                  | 44                   | 10-176              | 2              |
| Acetone                     | mg/kg (ppm)     | 5           | <5                     | 108                 | 109                  | 10-163              | 1              |
| 1,1-Dichloroethene          | mg/kg (ppm)     | 1           | <0.05                  | 64                  | 64                   | 10-160              | 0              |
| Hexane                      | mg/kg (ppm)     | 1           | <0.25                  | 43                  | 42                   | 10-137              | 2              |
| Methylene chloride          | mg/kg (ppm)     | 1           | <0.5                   | 88                  | 90                   | 10-156              | 2              |
| Methyl t-butyl ether (MTBE) | mg/kg (ppm)     | 1           | <0.05                  | 72                  | 76                   | 21-145              | 5              |
| trans-1,2-Dichloroethene    | mg/kg (ppm)     | 1           | <0.05                  | 69                  | 67                   | 14-137              | 3              |
| 1,1-Dichloroethane          | mg/kg (ppm)     | 1           | <0.05                  | 67                  | 68                   | 19-140              | 1              |
| 2,2-Dichloropropane         | mg/kg (ppm)     | 1           | <0.05                  | 73                  | 74                   | 10-158              | 1              |
| cis-1,2-Dichloroethene      | mg/kg (ppm)     | 1           | <0.05                  | 72                  | 72                   | 25-135              | 0              |
| Chloroform                  | mg/kg (ppm)     | 1           | <0.05                  | 73                  | 74                   | 21-145              | 1              |
| 2-Butanone (MEK)            | mg/kg (ppm)     | 5           | <0.5                   | 94                  | 96                   | 19-147              | 2              |
| 1,2-Dichloroethane (EDC)    | mg/kg (ppm)     | 1           | <0.05                  | 72                  | 75                   | 12-160              | 4              |
| 1,1,1-Trichloroethane       | mg/kg (ppm)     | 1           | <0.05                  | 69                  | 70                   | 10-156              | 1              |
| 1,1-Dichloropropene         | mg/kg (ppm)     | 1           | <0.05                  | 71                  | 71                   | 17-140              | 0              |
| Carbon tetrachloride        | mg/kg (ppm)     | 1           | <0.05                  | 73                  | 74                   | 9-164               | 1              |
| Benzene                     | mg/kg (ppm)     | 1           | <0.03                  | 71                  | 73                   | 29-129              | 3              |
| Trichloroethene             | mg/kg (ppm)     | 1           | <0.02                  | 73                  | 72                   | 21-139              | 1              |
| 1,2-Dichloropropane         | mg/kg (ppm)     | 1           | <0.05                  | 71                  | 72                   | 30-135              | 1              |
| Bromodichloromethane        | mg/kg (ppm)     | 1           | <0.05                  | 69                  | 71                   | 23-155              | 3              |
| Dibromomethane              | mg/kg (ppm)     | 1           | <0.05                  | 79                  | 79                   | 23-145              | 0              |
| 4-Methyl-2-pentanone        | mg/kg (ppm)     | 5           | <0.5                   | 81                  | 83                   | 24-155              | 2              |
| cis-1,3-Dichloropropene     | mg/kg (ppm)     | 1           | <0.05                  | 72                  | 73                   | 28-144              | 1              |
| Toluene                     | mg/kg (ppm)     | 1           | <0.05                  | 75                  | 77                   | 35-130              | 3              |
| trans-1,3-Dichloropropene   | mg/kg (ppm)     | 1           | <0.05                  | 72                  | 75                   | 26-149              | 4              |
| 1,1,2-Trichloroethane       | mg/kg (ppm)     | 1           | <0.05                  | 79                  | 82                   | 10-205              | 4              |
| 2-Hexanone                  | mg/kg (ppm)     | 5           | <0.5                   | 95                  | 98                   | 15-166              | 3              |
| 1,3-Dichloropropene         | mg/kg (ppm)     | 1           | <0.05                  | 75                  | 77                   | 31-137              | 3              |
| Tetrachloroethene           | mg/kg (ppm)     | 1           | <0.025                 | 80                  | 80                   | 20-133              | 0              |
| Dibromochloromethane        | mg/kg (ppm)     | 1           | <0.05                  | 71                  | 75                   | 28-150              | 5              |
| 1,2-Dibromoethane (EDB)     | mg/kg (ppm)     | 1           | <0.05                  | 79                  | 82                   | 28-142              | 4              |
| Chlorobenzene               | mg/kg (ppm)     | 1           | <0.05                  | 80                  | 81                   | 32-129              | 1              |
| Ethylbenzene                | mg/kg (ppm)     | 1           | <0.05                  | 76                  | 78                   | 32-137              | 3              |
| 1,1,1,2-Tetrachloroethane   | mg/kg (ppm)     | 1           | <0.05                  | 78                  | 80                   | 31-143              | 3              |
| m,p-Xylene                  | mg/kg (ppm)     | 2           | <0.1                   | 78                  | 79                   | 34-136              | 1              |
| o-Xylene                    | mg/kg (ppm)     | 1           | <0.05                  | 81                  | 83                   | 33-134              | 2              |
| Styrene                     | mg/kg (ppm)     | 1           | <0.05                  | 77                  | 80                   | 35-137              | 4              |
| Isopropylbenzene            | mg/kg (ppm)     | 1           | 0.077                  | 78                  | 79                   | 31-142              | 1              |
| Bromoform                   | mg/kg (ppm)     | 1           | <0.05                  | 69                  | 71                   | 21-156              | 3              |
| n-Propylbenzene             | mg/kg (ppm)     | 1           | 0.17                   | 78                  | 83                   | 23-146              | 6              |
| Bromobenzene                | mg/kg (ppm)     | 1           | <0.05                  | 81                  | 85                   | 34-130              | 5              |
| 1,3,5-Trimethylbenzene      | mg/kg (ppm)     | 1           | 0.20                   | 76                  | 80                   | 18-149              | 5              |
| 1,1,2,2-Tetrachloroethane   | mg/kg (ppm)     | 1           | <0.05                  | 91                  | 97                   | 28-140              | 6              |
| 1,2,3-Trichloropropane      | mg/kg (ppm)     | 1           | <0.05                  | 78                  | 82                   | 25-144              | 5              |
| 2-Chlorotoluene             | mg/kg (ppm)     | 1           | <0.05                  | 77                  | 81                   | 31-134              | 5              |
| 4-Chlorotoluene             | mg/kg (ppm)     | 1           | <0.05                  | 77                  | 81                   | 31-136              | 5              |
| tert-Butylbenzene           | mg/kg (ppm)     | 1           | <0.05                  | 77                  | 79                   | 30-137              | 3              |
| 1,2,4-Trimethylbenzene      | mg/kg (ppm)     | 1           | 0.65                   | 81 b                | 84 b                 | 10-182              | 4 b            |
| sec-Butylbenzene            | mg/kg (ppm)     | 1           | 0.24                   | 78 b                | 83 b                 | 23-145              | 6 b            |
| p-Isopropyltoluene          | mg/kg (ppm)     | 1           | 0.099                  | 79                  | 83                   | 21-149              | 5              |
| 1,3-Dichlorobenzene         | mg/kg (ppm)     | 1           | <0.05                  | 81                  | 86                   | 30-131              | 6              |
| 1,4-Dichlorobenzene         | mg/kg (ppm)     | 1           | <0.05                  | 82                  | 85                   | 29-129              | 4              |
| 1,2-Dichlorobenzene         | mg/kg (ppm)     | 1           | <0.05                  | 81                  | 84                   | 31-132              | 4              |
| 1,2-Dibromo-3-chloropropane | mg/kg (ppm)     | 1           | <0.5                   | 75                  | 79                   | 11-161              | 5              |
| 1,2,4-Trichlorobenzene      | mg/kg (ppm)     | 1           | <0.25                  | 79                  | 83                   | 22-142              | 5              |
| Hexachlorobutadiene         | mg/kg (ppm)     | 1           | <0.25                  | 86                  | 90                   | 10-142              | 5              |
| Naphthalene                 | mg/kg (ppm)     | 1           | <0.05                  | 79                  | 82                   | 14-157              | 4              |
| 1,2,3-Trichlorobenzene      | mg/kg (ppm)     | 1           | <0.25                  | 78                  | 83                   | 20-144              | 6              |

FRIEDMAN & BRUYA, INC.

ENVIRONMENTAL CHEMISTS

Date of Report: 02/19/21

Date Received: 02/10/21

Project: 5409 SE Francis St., F&BI 102165

**QUALITY ASSURANCE RESULTS FOR THE ANALYSIS OF SOIL/PRODUCT  
SAMPLES FOR VOLATILES BY EPA METHOD 8260D**

Laboratory Code: Laboratory Control Sample

| Analyte                     | Reporting Units | Spike Level | Percent Recovery LCS | Acceptance Criteria |
|-----------------------------|-----------------|-------------|----------------------|---------------------|
| Dichlorodifluoromethane     | mg/kg (ppm)     | 1           | 70                   | 10-146              |
| Chloromethane               | mg/kg (ppm)     | 1           | 69                   | 27-133              |
| Vinyl chloride              | mg/kg (ppm)     | 1           | 76                   | 22-139              |
| Bromomethane                | mg/kg (ppm)     | 1           | 108                  | 38-114              |
| Chloroethane                | mg/kg (ppm)     | 1           | 84                   | 9-163               |
| Trichlorofluoromethane      | mg/kg (ppm)     | 1           | 91                   | 10-196              |
| Acetone                     | mg/kg (ppm)     | 5           | 102                  | 52-141              |
| 1,1-Dichloroethene          | mg/kg (ppm)     | 1           | 92                   | 47-128              |
| Hexane                      | mg/kg (ppm)     | 1           | 81                   | 43-142              |
| Methylene chloride          | mg/kg (ppm)     | 1           | 109                  | 10-184              |
| Methyl t-butyl ether (MTBE) | mg/kg (ppm)     | 1           | 95                   | 60-123              |
| trans-1,2-Dichloroethene    | mg/kg (ppm)     | 1           | 90                   | 67-129              |
| 1,1-Dichloroethane          | mg/kg (ppm)     | 1           | 88                   | 68-115              |
| 2,2-Dichloropropane         | mg/kg (ppm)     | 1           | 93                   | 52-170              |
| cis-1,2-Dichloroethene      | mg/kg (ppm)     | 1           | 92                   | 72-127              |
| Chloroform                  | mg/kg (ppm)     | 1           | 92                   | 66-120              |
| 2-Butanone (MEK)            | mg/kg (ppm)     | 5           | 102                  | 30-197              |
| 1,2-Dichloroethane (EDC)    | mg/kg (ppm)     | 1           | 94                   | 56-135              |
| 1,1,1-Trichloroethane       | mg/kg (ppm)     | 1           | 93                   | 62-131              |
| 1,1-Dichloropropene         | mg/kg (ppm)     | 1           | 92                   | 69-128              |
| Carbon tetrachloride        | mg/kg (ppm)     | 1           | 99                   | 60-139              |
| Benzene                     | mg/kg (ppm)     | 1           | 92                   | 71-118              |
| Trichloroethene             | mg/kg (ppm)     | 1           | 94                   | 63-121              |
| 1,2-Dichloropropane         | mg/kg (ppm)     | 1           | 91                   | 72-127              |
| Bromodichloromethane        | mg/kg (ppm)     | 1           | 89                   | 57-126              |
| Dibromomethane              | mg/kg (ppm)     | 1           | 97                   | 62-123              |
| 4-Methyl-2-pentanone        | mg/kg (ppm)     | 5           | 101                  | 45-145              |
| cis-1,3-Dichloropropene     | mg/kg (ppm)     | 1           | 91                   | 67-122              |
| Toluene                     | mg/kg (ppm)     | 1           | 100                  | 66-126              |
| trans-1,3-Dichloropropene   | mg/kg (ppm)     | 1           | 93                   | 72-132              |
| 1,1,2-Trichloroethane       | mg/kg (ppm)     | 1           | 100                  | 64-115              |
| 2-Hexanone                  | mg/kg (ppm)     | 5           | 109                  | 33-152              |
| 1,3-Dichloropropane         | mg/kg (ppm)     | 1           | 99                   | 72-130              |
| Tetrachloroethene           | mg/kg (ppm)     | 1           | 102                  | 72-114              |
| Dibromochloromethane        | mg/kg (ppm)     | 1           | 97                   | 55-121              |
| 1,2-Dibromoethane (EDB)     | mg/kg (ppm)     | 1           | 103                  | 74-132              |
| Chlorobenzene               | mg/kg (ppm)     | 1           | 105                  | 76-111              |
| Ethylbenzene                | mg/kg (ppm)     | 1           | 99                   | 64-123              |
| 1,1,1,2-Tetrachloroethane   | mg/kg (ppm)     | 1           | 102                  | 64-121              |
| m,p-Xylene                  | mg/kg (ppm)     | 2           | 102                  | 78-122              |
| o-Xylene                    | mg/kg (ppm)     | 1           | 101                  | 77-124              |
| Styrene                     | mg/kg (ppm)     | 1           | 100                  | 74-126              |
| Isopropylbenzene            | mg/kg (ppm)     | 1           | 98                   | 76-127              |
| Bromoform                   | mg/kg (ppm)     | 1           | 94                   | 56-132              |
| n-Propylbenzene             | mg/kg (ppm)     | 1           | 98                   | 74-124              |
| Bromobenzene                | mg/kg (ppm)     | 1           | 108                  | 72-122              |
| 1,3,5-Trimethylbenzene      | mg/kg (ppm)     | 1           | 99                   | 76-126              |
| 1,1,2,2-Tetrachloroethane   | mg/kg (ppm)     | 1           | 98                   | 56-143              |
| 1,2,3-Trichloropropane      | mg/kg (ppm)     | 1           | 102                  | 61-137              |
| 2-Chlorotoluene             | mg/kg (ppm)     | 1           | 99                   | 74-121              |
| 4-Chlorotoluene             | mg/kg (ppm)     | 1           | 98                   | 75-122              |
| tert-Butylbenzene           | mg/kg (ppm)     | 1           | 99                   | 73-130              |
| 1,2,4-Trimethylbenzene      | mg/kg (ppm)     | 1           | 96                   | 76-125              |
| sec-Butylbenzene            | mg/kg (ppm)     | 1           | 98                   | 71-130              |
| p-Isopropyltoluene          | mg/kg (ppm)     | 1           | 99                   | 70-132              |
| 1,3-Dichlorobenzene         | mg/kg (ppm)     | 1           | 104                  | 75-121              |
| 1,4-Dichlorobenzene         | mg/kg (ppm)     | 1           | 105                  | 74-117              |
| 1,2-Dichlorobenzene         | mg/kg (ppm)     | 1           | 105                  | 76-121              |
| 1,2-Dibromo-3-chloropropane | mg/kg (ppm)     | 1           | 92                   | 58-138              |
| 1,2,4-Trichlorobenzene      | mg/kg (ppm)     | 1           | 98                   | 64-135              |
| Hexachlorobutadiene         | mg/kg (ppm)     | 1           | 94                   | 50-153              |
| Naphthalene                 | mg/kg (ppm)     | 1           | 98                   | 63-140              |
| 1,2,3-Trichlorobenzene      | mg/kg (ppm)     | 1           | 98                   | 63-138              |

FRIEDMAN & BRUYA, INC.

ENVIRONMENTAL CHEMISTS

Date of Report: 02/19/21

Date Received: 02/10/21

Project: 5409 SE Francis St., F&BI 102165

**QUALITY ASSURANCE RESULTS  
FOR THE ANALYSIS OF PRODUCT SAMPLES FOR  
POLYCHLORINATED BIPHENYLS AS  
AROCLOR 1016/1260 BY EPA METHOD 8082A**

Laboratory Code: Laboratory Control Sample

| Analyte      | Reporting<br>Units | Spike<br>Level | Percent<br>Recovery<br>LCS | Percent<br>Recovery<br>LCSD | Acceptance<br>Criteria | RPD<br>(Limit 20) |
|--------------|--------------------|----------------|----------------------------|-----------------------------|------------------------|-------------------|
| Aroclor 1016 | mg/kg (ppm)        | 25             | 104                        | 105                         | 60-151                 | 1                 |
| Aroclor 1260 | mg/kg (ppm)        | 25             | 118                        | 118                         | 53-144                 | 0                 |

# FRIEDMAN & BRUYA, INC.

## ENVIRONMENTAL CHEMISTS

### **Data Qualifiers & Definitions**

a - The analyte was detected at a level less than five times the reporting limit. The RPD results may not provide reliable information on the variability of the analysis.

b - The analyte was spiked at a level that was less than five times that present in the sample. Matrix spike recoveries may not be meaningful.

ca - The calibration results for the analyte were outside of acceptance criteria. The value reported is an estimate.

c - The presence of the analyte may be due to carryover from previous sample injections.

cf - The sample was centrifuged prior to analysis.

d - The sample was diluted. Detection limits were raised and surrogate recoveries may not be meaningful.

dv - Insufficient sample volume was available to achieve normal reporting limits.

f - The sample was laboratory filtered prior to analysis.

fb - The analyte was detected in the method blank.

fc - The analyte is a common laboratory and field contaminant.

hr - The sample and duplicate were reextracted and reanalyzed. RPD results were still outside of control limits. Variability is attributed to sample inhomogeneity.

hs - Headspace was present in the container used for analysis.

ht - The analysis was performed outside the method or client-specified holding time requirement.

ip - Recovery fell outside of control limits due to sample matrix effects.

j - The analyte concentration is reported below the lowest calibration standard. The value reported is an estimate.

J - The internal standard associated with the analyte is out of control limits. The reported concentration is an estimate.

jl - The laboratory control sample(s) percent recovery and/or RPD were out of control limits. The reported concentration should be considered an estimate.

js - The surrogate associated with the analyte is out of control limits. The reported concentration should be considered an estimate.

lc - The presence of the analyte is likely due to laboratory contamination.

L - The reported concentration was generated from a library search.

nm - The analyte was not detected in one or more of the duplicate analyses. Therefore, calculation of the RPD is not applicable.

pc - The sample was received with incorrect preservation or in a container not approved by the method. The value reported should be considered an estimate.

ve - The analyte response exceeded the valid instrument calibration range. The value reported is an estimate.

vo - The value reported fell outside the control limits established for this analyte.

x - The sample chromatographic pattern does not resemble the fuel standard used for quantitation.

102165

SAMPLE CHAIN OF CUSTODY

ME 02/10/21

103

Send Report To Project Managers

Company Soil Solutions

Address 3540 SE 28th Avenue

City, State, Zip Portland, OR 97202

Phone # (503) 234-2118 Fax # (503) 331-7133

SAMPLE # (Site/Project)

PROJECT NAME/NO.

PO #

5409 SE FRANCIS ST.

REMARKS

Page # of

Standard X RUSH ~~Standard~~ 3-D X TAT Rush charges authorized by: PE PT

SAMPLE DISPOSAL X Dispose after 30 days Return samples Will call with instructions 2/10/21 ME

ANALYSES REQUESTED

| Sample ID | Lab ID | Date Sampled | Time Sampled | Sample Type | # of containers | NWTPH-Dx | NWTPH-HCID | NWTPH-Gx | BTEX 8021B | BTEXN 8260C | PAHs (No N) 8270CCIM | PAHs 8270C SIM | Lead by 200.8 | Notes       |
|-----------|--------|--------------|--------------|-------------|-----------------|----------|------------|----------|------------|-------------|----------------------|----------------|---------------|-------------|
| TITC      | 01     | 2/9/21       |              | Liquid      | 1               | Y        |            | Y        |            |             |                      |                |               | VOCs        |
| TATC      | 02AB   | 2/9/21       |              | Liquid      | 2               | Y        |            | Y        |            |             |                      |                |               | 8 RCRA PCBs |

Friedman & Bruya, Inc. 3012 16th Avenue West Seattle, WA 98119-2029 Ph. (206) 285-8282 Fax (206) 283-5044

| SIGNATURE          | PRINT NAME | COMPANY | DATE    | TIME  |
|--------------------|------------|---------|---------|-------|
| <i>[Signature]</i> | Todd Finch | S/S     | 2/9/21  |       |
| <i>[Signature]</i> | Phan Phan  | FEET    | 2/10/21 | 10:30 |
| Received by:       |            |         |         |       |

Samples received at 4:00

FRIEDMAN & BRUYA, INC.

ENVIRONMENTAL CHEMISTS

James E. Bruya, Ph.D.  
Yelena Aravkina, M.S.  
Michael Erdahl, B.S.  
Arina Podnozova, B.S.  
Eric Young, B.S.

3012 16th Avenue West  
Seattle, WA 98119-2029  
(206) 285-8282  
fbi@isomedia.com  
www.friedmanandbruya.com

March 29, 2021

Project Managers  
Soil Solutions  
3540 SE 28th Ave  
Portland, OR 97202

Dear Project Managers:

Included are the results from the testing of material submitted on March 26, 2021 from the 5409 SE Francis St., F&BI 103495 project. There are 2 pages included in this report. Any samples that may remain are currently scheduled for disposal in 30 days, or as directed by the Chain of Custody document. If you would like us to return your samples or arrange for long term storage at our offices, please contact us as soon as possible.

We appreciate this opportunity to be of service to you and hope you will call if you should have any questions.

Sincerely,

FRIEDMAN & BRUYA, INC.



Michael Erdahl  
Project Manager

Enclosures  
c: Soil Solutions Reports  
SSI0329R.DOC

FRIEDMAN & BRUYA, INC.

ENVIRONMENTAL CHEMISTS

Date of Report: 03/29/21  
Date Received: 03/26/21  
Project: 5409 SE Francis St., F&BI 103495  
Date Extracted: 03/26/21  
Date Analyzed: 03/26/21

**RESULTS FROM THE ANALYSIS OF SOIL SAMPLES  
FOR GASOLINE, DIESEL AND HEAVY OIL BY NWTPH-HCID**

Results Reported on a Dry Weight Basis  
Results Reported as Not Detected (ND) or Detected (D)

THE DATA PROVIDED BELOW WAS PERFORMED PER THE GUIDELINES ESTABLISHED BY THE WASHINGTON DEPARTMENT OF ECOLOGY AND WERE NOT DESIGNED TO PROVIDE INFORMATION WITH REGARDS TO THE ACTUAL IDENTIFICATION OF ANY MATERIAL PRESENT

| <u>Sample ID</u><br>Laboratory ID | <u>Gasoline</u> | <u>Diesel</u> | <u>Heavy Oil</u> | <u>Surrogate</u><br><u>(% Recovery)</u><br>(Limit 56-165) |
|-----------------------------------|-----------------|---------------|------------------|---|
| SG16@2.5'<br>103495-01            | ND              | ND            | ND               | 79  |
| SG17@2.5'<br>103495-02            | ND              | ND            | ND               | 93  |
| SG18@2.5'<br>103495-03            | ND              | ND            | ND               | 80  |
| S19@2'-3'<br>103495-04            | ND              | ND            | ND               | 81  |
| S20@2'-3'<br>103495-05            | ND              | ND            | ND               | 90  |
| S21@2'-3'<br>103495-06            | ND              | ND            | ND               | 89  |
| Method Blank<br>01-734 MB         | ND              | ND            | ND               | 92  |

ND - Material not detected at or above 20 mg/kg gas, 50 mg/kg diesel and 250 mg/kg heavy oil.

# FRIEDMAN & BRUYA, INC.

## ENVIRONMENTAL CHEMISTS

### **Data Qualifiers & Definitions**

a - The analyte was detected at a level less than five times the reporting limit. The RPD results may not provide reliable information on the variability of the analysis.

b - The analyte was spiked at a level that was less than five times that present in the sample. Matrix spike recoveries may not be meaningful.

ca - The calibration results for the analyte were outside of acceptance criteria. The value reported is an estimate.

c - The presence of the analyte may be due to carryover from previous sample injections.

cf - The sample was centrifuged prior to analysis.

d - The sample was diluted. Detection limits were raised and surrogate recoveries may not be meaningful.

dv - Insufficient sample volume was available to achieve normal reporting limits.

f - The sample was laboratory filtered prior to analysis.

fb - The analyte was detected in the method blank.

fc - The analyte is a common laboratory and field contaminant.

hr - The sample and duplicate were reextracted and reanalyzed. RPD results were still outside of control limits. Variability is attributed to sample inhomogeneity.

hs - Headspace was present in the container used for analysis.

ht - The analysis was performed outside the method or client-specified holding time requirement.

ip - Recovery fell outside of control limits due to sample matrix effects.

j - The analyte concentration is reported below the lowest calibration standard. The value reported is an estimate.

J - The internal standard associated with the analyte is out of control limits. The reported concentration is an estimate.

jl - The laboratory control sample(s) percent recovery and/or RPD were out of control limits. The reported concentration should be considered an estimate.

js - The surrogate associated with the analyte is out of control limits. The reported concentration should be considered an estimate.

lc - The presence of the analyte is likely due to laboratory contamination.

L - The reported concentration was generated from a library search.

nm - The analyte was not detected in one or more of the duplicate analyses. Therefore, calculation of the RPD is not applicable.

pc - The sample was received with incorrect preservation or in a container not approved by the method. The value reported should be considered an estimate.

ve - The analyte response exceeded the valid instrument calibration range. The value reported is an estimate.

vo - The value reported fell outside the control limits established for this analyte.

x - The sample chromatographic pattern does not resemble the fuel standard used for quantitation.

**SAMPLE CHAIN OF CUSTODY**

103495

Send Report To Project Managers

Company Soil Solutions

Address 3540 SE 28th Avenue

City, State, Zip Portland, OR 97202

Phone # (503) 234-2118 Fax # (503) 331-7133

ME 03/26/21 1 of 1 451/805

SAMPLER SIGNATURE: [Signature]  
 PROJECT NAME/NO: 5409 SE Francis St.  
 PO #

REMARKS

TURNAROUND TIME  
 Standard  
 RUSH Same Day  
 Rush charges authorized by: [Signature]

SAMPLE DISPOSAL  
 Dispose after 30 days  
 Return samples  
 Will call with instructions

| Sample ID     | Lab ID | Date Sampled | Time Sampled | Sample Type | # of containers   | ANALYSES REQUESTED |            |          |            |             |                      |                | Notes |               |  |
|---------------|--------|--------------|--------------|-------------|-------------------|--------------------|------------|----------|------------|-------------|----------------------|----------------|-------|---------------|--|
|               |        |              |              |             |                   | NWTPH-Dx           | NWTPH-HCID | NWTPH-Gx | BTEX 8021B | BTEXN 8260C | PAHs (No N) 8270CCIM | PAHs 8270C SIM |       | Lead by 200.8 |  |
| S 16 @ 2.5'   | 01 A-C | 3/25/21      |              | Soil        | 1 V200<br>2 V200A |                    |            |          |            |             |                      |                |       |               |  |
| S 17 @ 2.5'   | 02     | 3/25/21      |              | Soil        | 1 V200<br>2 V200A |                    |            |          |            |             |                      |                |       |               |  |
| S 18 @ 2.5'   | 03     | 3/25/21      |              | Soil        | 1 V200<br>2 V200A |                    |            |          |            |             |                      |                |       |               |  |
| S 19 @ 2.1-3' | 04     | 3/25/21      |              | Soil        | 1 V200<br>2 V200A |                    |            |          |            |             |                      |                |       |               |  |
| S 20 @ 2.1-3' | 05     | 3/25/21      |              | Soil        | 1 V200<br>2 V200A |                    |            |          |            |             |                      |                |       |               |  |
| S 21 @ 2.1-3' | 06     | 3/25/21      |              | Soil        | 1 V200<br>2 V200A |                    |            |          |            |             |                      |                |       |               |  |
|               |        |              |              |             |                   |                    |            |          |            |             |                      |                |       |               |  |

Friedman & Bruya, Inc.  
 3012 16th Avenue West  
 Seattle, WA 98119-2029  
 Ph. (206) 285-8282  
 Fax (206) 283-5044

|                                 |                   |             |                |             |
|---------------------------------|-------------------|-------------|----------------|-------------|
| SIGNATURE                       | PRINT NAME        | COMPANY     | DATE           | TIME        |
| <u>[Signature]</u>              | <u>Todd Simon</u> | <u>S/S</u>  | <u>3/25/21</u> |             |
| Received by: <u>[Signature]</u> | <u>Nhan Phan</u>  | <u>FCBI</u> | <u>3/26/21</u> | <u>0930</u> |
| Relinquished by:                |                   |             |                |             |
| Received by:                    |                   |             |                |             |
| Relinquished by:                |                   |             |                |             |
| Received by:                    |                   |             |                |             |
| Received by:                    |                   |             |                |             |

Samples received at 4 o'clock

FRIEDMAN & BRUYA, INC.

ENVIRONMENTAL CHEMISTS

James E. Bruya, Ph.D.  
Yelena Aravkina, M.S.  
Michael Erdahl, B.S.  
Arina Podnozova, B.S.  
Eric Young, B.S.

3012 16th Avenue West  
Seattle, WA 98119-2029  
(206) 285-8282  
fbi@isomedia.com  
www.friedmanandbruya.com

January 27, 2021

Project Managers  
Soil Solutions  
3540 SE 28th Ave  
Portland, OR 97202

Dear Project Managers:

Included are the results from the testing of material submitted on January 21, 2021 from the 5409 SE Francis St, F&BI 101280 project. There are 18 pages included in this report. Any samples that may remain are currently scheduled for disposal in 30 days, or as directed by the Chain of Custody document. If you would like us to return your samples or arrange for long term storage at our offices, please contact us as soon as possible.

We appreciate this opportunity to be of service to you and hope you will call if you should have any questions.

Sincerely,

FRIEDMAN & BRUYA, INC.



Michael Erdahl  
Project Manager

Enclosures  
c: Soil Solutions Reports  
SSI0127R.DOC

FRIEDMAN & BRUYA, INC.

ENVIRONMENTAL CHEMISTS

Date of Report: 01/27/21  
Date Received: 01/21/21  
Project: 5409 SE Francis St, F&BI 101280  
Date Extracted: 01/21/21  
Date Analyzed: 01/22/21

**RESULTS FROM THE ANALYSIS OF SOIL/PRODUCT SAMPLES  
FOR TOTAL PETROLEUM HYDROCARBONS AS GASOLINE  
USING METHOD NWTPH-Gx**  
Results Reported as mg/kg (ppm)

| <u>Sample ID</u><br>Laboratory ID | <u>Gasoline Range</u> | Surrogate<br>(% Recovery)<br>(Limit 50-150) |
|-----------------------------------|-----------------------|---|
| TC 2<br>101280-01                 | 53                    | 97  |
| TC 3<br>101280-02 1/10            | 28,000                | 117   |
| Method Blank<br>01-122 MB2        | <5                    | 77  |

FRIEDMAN & BRUYA, INC.

ENVIRONMENTAL CHEMISTS

Date of Report: 01/27/21  
Date Received: 01/21/21  
Project: 5409 SE Francis St, F&BI 101280  
Date Extracted: 01/22/21  
Date Analyzed: 01/22/21

**RESULTS FROM THE ANALYSIS OF SOIL/PRODUCT SAMPLES  
FOR TOTAL PETROLEUM HYDROCARBONS AS  
DIESEL AND MOTOR OIL  
USING METHOD NWTPH-D<sub>x</sub>**  
Results Reported as mg/kg (ppm)

| <u>Sample ID</u><br>Laboratory ID | <u>Diesel Range</u><br>(C <sub>10</sub> -C <sub>25</sub> ) | <u>Motor Oil Range</u><br>(C <sub>25</sub> -C <sub>36</sub> ) | <u>Surrogate</u><br><u>(% Recovery)</u><br>(Limit 56-165) |
|-----------------------------------|--|---|---|
| TC 2<br>101280-01                 | 25,000 x   | 130,000   | 81  |
| TC 3<br>101280-02 1/10            | 62,000 x   | 690,000   | 92  |
| Method Blank<br>01-187 MB2        | <50  | <250  | 85  |

FRIEDMAN & BRUYA, INC.

ENVIRONMENTAL CHEMISTS

Analysis For Total Metals By EPA Method 6020B

|                 |              |             |                                 |
|-----------------|--------------|-------------|---------------------------------|
| Client ID:      | TC 2         | Client:     | Soil Solutions                  |
| Date Received:  | 01/21/21     | Project:    | 5409 SE Francis St, F&BI 101280 |
| Date Extracted: | 01/25/21     | Lab ID:     | 101280-01                       |
| Date Analyzed:  | 01/25/21     | Data File:  | 101280-01.076                   |
| Matrix:         | Soil/Product | Instrument: | ICPMS2                          |
| Units:          | mg/kg (ppm)  | Operator:   | SP                              |

| Analyte: | Concentration<br>mg/kg (ppm) |
|----------|------------------------------|
| Arsenic  | <1                           |
| Barium   | <1                           |
| Cadmium  | <1                           |
| Chromium | <1                           |
| Lead     | 1.31                         |
| Mercury  | <1                           |
| Selenium | <1                           |
| Silver   | <1                           |

FRIEDMAN & BRUYA, INC.

ENVIRONMENTAL CHEMISTS

Analysis For Total Metals By EPA Method 6020B

|                 |              |             |                                 |
|-----------------|--------------|-------------|---------------------------------|
| Client ID:      | TC 3         | Client:     | Soil Solutions                  |
| Date Received:  | 01/21/21     | Project:    | 5409 SE Francis St, F&BI 101280 |
| Date Extracted: | 01/25/21     | Lab ID:     | 101280-02                       |
| Date Analyzed:  | 01/25/21     | Data File:  | 101280-02.082                   |
| Matrix:         | Soil/Product | Instrument: | ICPMS2                          |
| Units:          | mg/kg (ppm)  | Operator:   | SP                              |

| Analyte: | Concentration<br>mg/kg (ppm) |
|----------|------------------------------|
| Arsenic  | <1                           |
| Barium   | <1                           |
| Cadmium  | <1                           |
| Chromium | <1                           |
| Lead     | 3.85                         |
| Mercury  | <1                           |
| Selenium | <1                           |
| Silver   | <1                           |

FRIEDMAN & BRUYA, INC.

ENVIRONMENTAL CHEMISTS

Analysis For Total Metals By EPA Method 6020B

|                 |              |             |                                 |
|-----------------|--------------|-------------|---------------------------------|
| Client ID:      | Method Blank | Client:     | Soil Solutions                  |
| Date Received:  | NA           | Project:    | 5409 SE Francis St, F&BI 101280 |
| Date Extracted: | 01/25/21     | Lab ID:     | I1-44 mb                        |
| Date Analyzed:  | 01/25/21     | Data File:  | I1-44 mb.036                    |
| Matrix:         | Soil/Product | Instrument: | ICPMS2                          |
| Units:          | mg/kg (ppm)  | Operator:   | SP                              |

| Analyte: | Concentration<br>mg/kg (ppm) |
|----------|------------------------------|
| Arsenic  | <1                           |
| Barium   | <1                           |
| Cadmium  | <1                           |
| Chromium | <1                           |
| Lead     | <1                           |
| Mercury  | <1                           |
| Selenium | <1                           |
| Silver   | <1                           |

FRIEDMAN & BRUYA, INC.

ENVIRONMENTAL CHEMISTS

Analysis For Volatile Compounds By EPA Method 8260D

|                   |              |             |                                 |
|-------------------|--------------|-------------|---------------------------------|
| Client Sample ID: | TC 2         | Client:     | Soil Solutions                  |
| Date Received:    | 01/21/21     | Project:    | 5409 SE Francis St, F&BI 101280 |
| Date Extracted:   | 01/21/21     | Lab ID:     | 101280-01 1/1000                |
| Date Analyzed:    | 01/21/21     | Data File:  | 012124.D                        |
| Matrix:           | Soil/product | Instrument: | GCMS4                           |
| Units:            | mg/kg (ppm)  | Operator:   | JCM                             |

| Surrogates:           | % Recovery: | Lower Limit: | Upper Limit: |
|-----------------------|-------------|--------------|--------------|
| 1,2-Dichloroethane-d4 | 97          | 90           | 109          |
| Toluene-d8            | 101         | 89           | 112          |
| 4-Bromofluorobenzene  | 98          | 84           | 115          |

| Compounds:                  | Concentration mg/kg (ppm) | Compounds:                  | Concentration mg/kg (ppm) |
|-----------------------------|---------------------------|-----------------------------|---------------------------|
| Dichlorodifluoromethane     | <500                      | 1,3-Dichloropropane         | <50                       |
| Chloromethane               | <500                      | Tetrachloroethene           | <25                       |
| Vinyl chloride              | <50                       | Dibromochloromethane        | <50                       |
| Bromomethane                | <500                      | 1,2-Dibromoethane (EDB)     | <50                       |
| Chloroethane                | <500                      | Chlorobenzene               | <50                       |
| Trichlorofluoromethane      | <500                      | Ethylbenzene                | <50                       |
| Acetone                     | <5,000                    | 1,1,1,2-Tetrachloroethane   | <50                       |
| 1,1-Dichloroethene          | <50                       | m,p-Xylene                  | <100                      |
| Hexane                      | <250                      | o-Xylene                    | <50                       |
| Methylene chloride          | <500                      | Styrene                     | <50                       |
| Methyl t-butyl ether (MTBE) | <50                       | Isopropylbenzene            | <50                       |
| trans-1,2-Dichloroethene    | <50                       | Bromoform                   | <50                       |
| 1,1-Dichloroethane          | <50                       | n-Propylbenzene             | <50                       |
| 2,2-Dichloropropane         | <50                       | Bromobenzene                | <50                       |
| cis-1,2-Dichloroethene      | <50                       | 1,3,5-Trimethylbenzene      | <50                       |
| Chloroform                  | <50                       | 1,1,2,2-Tetrachloroethane   | <50                       |
| 2-Butanone (MEK)            | <500                      | 1,2,3-Trichloropropane      | <50                       |
| 1,2-Dichloroethane (EDC)    | <50                       | 2-Chlorotoluene             | <50                       |
| 1,1,1-Trichloroethane       | <50                       | 4-Chlorotoluene             | <50                       |
| 1,1-Dichloropropene         | <50                       | tert-Butylbenzene           | <50                       |
| Carbon tetrachloride        | <50                       | 1,2,4-Trimethylbenzene      | <50                       |
| Benzene                     | <30                       | sec-Butylbenzene            | <50                       |
| Trichloroethene             | <20                       | p-Isopropyltoluene          | <50                       |
| 1,2-Dichloropropane         | <50                       | 1,3-Dichlorobenzene         | <50                       |
| Bromodichloromethane        | <50                       | 1,4-Dichlorobenzene         | <50                       |
| Dibromomethane              | <50                       | 1,2-Dichlorobenzene         | <50                       |
| 4-Methyl-2-pentanone        | <500                      | 1,2-Dibromo-3-chloropropane | <500                      |
| cis-1,3-Dichloropropene     | <50                       | 1,2,4-Trichlorobenzene      | <250                      |
| Toluene                     | <50                       | Hexachlorobutadiene         | <250                      |
| trans-1,3-Dichloropropene   | <50                       | Naphthalene                 | <50                       |
| 1,1,2-Trichloroethane       | <50                       | 1,2,3-Trichlorobenzene      | <250                      |
| 2-Hexanone                  | <500                      |                             |                           |

FRIEDMAN & BRUYA, INC.

ENVIRONMENTAL CHEMISTS

Analysis For Volatile Compounds By EPA Method 8260D

|                   |              |             |                                 |
|-------------------|--------------|-------------|---------------------------------|
| Client Sample ID: | TC 3         | Client:     | Soil Solutions                  |
| Date Received:    | 01/21/21     | Project:    | 5409 SE Francis St, F&BI 101280 |
| Date Extracted:   | 01/21/21     | Lab ID:     | 101280-02 1/1000                |
| Date Analyzed:    | 01/21/21     | Data File:  | 012125.D                        |
| Matrix:           | Soil/product | Instrument: | GCMS4                           |
| Units:            | mg/kg (ppm)  | Operator:   | JCM                             |

| Surrogates:           | % Recovery: | Lower Limit: | Upper Limit: |
|-----------------------|-------------|--------------|--------------|
| 1,2-Dichloroethane-d4 | 102         | 90           | 109          |
| Toluene-d8            | 100         | 89           | 112          |
| 4-Bromofluorobenzene  | 98          | 84           | 115          |

| Compounds:                  | Concentration mg/kg (ppm) | Compounds:                  | Concentration mg/kg (ppm) |
|-----------------------------|---------------------------|-----------------------------|---------------------------|
| Dichlorodifluoromethane     | <500                      | 1,3-Dichloropropane         | <50                       |
| Chloromethane               | <500                      | Tetrachloroethene           | <25                       |
| Vinyl chloride              | <50                       | Dibromochloromethane        | <50                       |
| Bromomethane                | <500                      | 1,2-Dibromoethane (EDB)     | <50                       |
| Chloroethane                | <500                      | Chlorobenzene               | <50                       |
| Trichlorofluoromethane      | <500                      | Ethylbenzene                | 230                       |
| Acetone                     | <5,000                    | 1,1,1,2-Tetrachloroethane   | <50                       |
| 1,1-Dichloroethene          | <50                       | m,p-Xylene                  | 940                       |
| Hexane                      | <250                      | o-Xylene                    | 390                       |
| Methylene chloride          | <500                      | Styrene                     | <50                       |
| Methyl t-butyl ether (MTBE) | <50                       | Isopropylbenzene            | <50                       |
| trans-1,2-Dichloroethene    | <50                       | Bromoform                   | <50                       |
| 1,1-Dichloroethane          | <50                       | n-Propylbenzene             | 100                       |
| 2,2-Dichloropropane         | <50                       | Bromobenzene                | <50                       |
| cis-1,2-Dichloroethene      | <50                       | 1,3,5-Trimethylbenzene      | 170                       |
| Chloroform                  | <50                       | 1,1,2,2-Tetrachloroethane   | <50                       |
| 2-Butanone (MEK)            | <500                      | 1,2,3-Trichloropropane      | <50                       |
| 1,2-Dichloroethane (EDC)    | <50                       | 2-Chlorotoluene             | <50                       |
| 1,1,1-Trichloroethane       | <50                       | 4-Chlorotoluene             | <50                       |
| 1,1-Dichloropropene         | <50                       | tert-Butylbenzene           | <50                       |
| Carbon tetrachloride        | <50                       | 1,2,4-Trimethylbenzene      | 600                       |
| Benzene                     | 58                        | sec-Butylbenzene            | <50                       |
| Trichloroethene             | <20                       | p-Isopropyltoluene          | <50                       |
| 1,2-Dichloropropane         | <50                       | 1,3-Dichlorobenzene         | <50                       |
| Bromodichloromethane        | <50                       | 1,4-Dichlorobenzene         | <50                       |
| Dibromomethane              | <50                       | 1,2-Dichlorobenzene         | <50                       |
| 4-Methyl-2-pentanone        | <500                      | 1,2-Dibromo-3-chloropropane | <500                      |
| cis-1,3-Dichloropropene     | <50                       | 1,2,4-Trichlorobenzene      | <250                      |
| Toluene                     | 770                       | Hexachlorobutadiene         | <250                      |
| trans-1,3-Dichloropropene   | <50                       | Naphthalene                 | 150                       |
| 1,1,2-Trichloroethane       | <50                       | 1,2,3-Trichlorobenzene      | <250                      |
| 2-Hexanone                  | <500                      |                             |                           |

FRIEDMAN & BRUYA, INC.

ENVIRONMENTAL CHEMISTS

Analysis For Volatile Compounds By EPA Method 8260D

|                   |                |             |                                 |
|-------------------|----------------|-------------|---------------------------------|
| Client Sample ID: | Method Blank   | Client:     | Soil Solutions                  |
| Date Received:    | Not Applicable | Project:    | 5409 SE Francis St, F&BI 101280 |
| Date Extracted:   | 01/21/21       | Lab ID:     | 01-169 mb                       |
| Date Analyzed:    | 01/21/21       | Data File:  | 012109.D                        |
| Matrix:           | Soil/product   | Instrument: | GCMS4                           |
| Units:            | mg/kg (ppm)    | Operator:   | JCM                             |

| Surrogates:           | % Recovery: | Lower Limit: | Upper Limit: |
|-----------------------|-------------|--------------|--------------|
| 1,2-Dichloroethane-d4 | 103         | 90           | 109          |
| Toluene-d8            | 100         | 89           | 112          |
| 4-Bromofluorobenzene  | 97          | 84           | 115          |

| Compounds:                  | Concentration mg/kg (ppm) | Compounds:                  | Concentration mg/kg (ppm) |
|-----------------------------|---------------------------|-----------------------------|---------------------------|
| Dichlorodifluoromethane     | <0.5                      | 1,3-Dichloropropane         | <0.05                     |
| Chloromethane               | <0.5                      | Tetrachloroethene           | <0.025                    |
| Vinyl chloride              | <0.05                     | Dibromochloromethane        | <0.05                     |
| Bromomethane                | <0.5                      | 1,2-Dibromoethane (EDB)     | <0.05                     |
| Chloroethane                | <0.5                      | Chlorobenzene               | <0.05                     |
| Trichlorofluoromethane      | <0.5                      | Ethylbenzene                | <0.05                     |
| Acetone                     | <5                        | 1,1,1,2-Tetrachloroethane   | <0.05                     |
| 1,1-Dichloroethene          | <0.05                     | m,p-Xylene                  | <0.1                      |
| Hexane                      | <0.25                     | o-Xylene                    | <0.05                     |
| Methylene chloride          | <0.5                      | Styrene                     | <0.05                     |
| Methyl t-butyl ether (MTBE) | <0.05                     | Isopropylbenzene            | <0.05                     |
| trans-1,2-Dichloroethene    | <0.05                     | Bromoform                   | <0.05                     |
| 1,1-Dichloroethane          | <0.05                     | n-Propylbenzene             | <0.05                     |
| 2,2-Dichloropropane         | <0.05                     | Bromobenzene                | <0.05                     |
| cis-1,2-Dichloroethene      | <0.05                     | 1,3,5-Trimethylbenzene      | <0.05                     |
| Chloroform                  | <0.05                     | 1,1,2,2-Tetrachloroethane   | <0.05                     |
| 2-Butanone (MEK)            | <0.5                      | 1,2,3-Trichloropropane      | <0.05                     |
| 1,2-Dichloroethane (EDC)    | <0.05                     | 2-Chlorotoluene             | <0.05                     |
| 1,1,1-Trichloroethane       | <0.05                     | 4-Chlorotoluene             | <0.05                     |
| 1,1-Dichloropropene         | <0.05                     | tert-Butylbenzene           | <0.05                     |
| Carbon tetrachloride        | <0.05                     | 1,2,4-Trimethylbenzene      | <0.05                     |
| Benzene                     | <0.03                     | sec-Butylbenzene            | <0.05                     |
| Trichloroethene             | <0.02                     | p-Isopropyltoluene          | <0.05                     |
| 1,2-Dichloropropane         | <0.05                     | 1,3-Dichlorobenzene         | <0.05                     |
| Bromodichloromethane        | <0.05                     | 1,4-Dichlorobenzene         | <0.05                     |
| Dibromomethane              | <0.05                     | 1,2-Dichlorobenzene         | <0.05                     |
| 4-Methyl-2-pentanone        | <0.5                      | 1,2-Dibromo-3-chloropropane | <0.5                      |
| cis-1,3-Dichloropropene     | <0.05                     | 1,2,4-Trichlorobenzene      | <0.25                     |
| Toluene                     | <0.05                     | Hexachlorobutadiene         | <0.25                     |
| trans-1,3-Dichloropropene   | <0.05                     | Naphthalene                 | <0.05                     |
| 1,1,2-Trichloroethane       | <0.05                     | 1,2,3-Trichlorobenzene      | <0.25                     |
| 2-Hexanone                  | <0.5                      |                             |                           |

FRIEDMAN & BRUYA, INC.

ENVIRONMENTAL CHEMISTS

Analysis For PCBs By EPA Method 8082A

|                   |             |             |                                 |
|-------------------|-------------|-------------|---------------------------------|
| Client Sample ID: | TC 2        | Client:     | Soil Solutions                  |
| Date Received:    | 01/21/21    | Project:    | 5409 SE Francis St, F&BI 101280 |
| Date Extracted:   | 01/22/21    | Lab ID:     | 101280-01                       |
| Date Analyzed:    | 01/22/21    | Data File:  | 012216.D                        |
| Matrix:           | Product     | Instrument: | GC9                             |
| Units:            | mg/kg (ppm) | Operator:   | IJL                             |

|             |             |              |              |
|-------------|-------------|--------------|--------------|
| Surrogates: | % Recovery: | Lower Limit: | Upper Limit: |
| TCMX        | 87          | 50           | 150          |

|              |                              |
|--------------|------------------------------|
| Compounds:   | Concentration<br>mg/kg (ppm) |
| Aroclor 1221 | <2                           |
| Aroclor 1232 | <2                           |
| Aroclor 1016 | <2                           |
| Aroclor 1242 | <2                           |
| Aroclor 1248 | <2                           |
| Aroclor 1254 | <2                           |
| Aroclor 1260 | <2                           |
| Aroclor 1262 | <2                           |
| Aroclor 1268 | <2                           |

FRIEDMAN & BRUYA, INC.

ENVIRONMENTAL CHEMISTS

Analysis For PCBs By EPA Method 8082A

|                   |             |             |                                 |
|-------------------|-------------|-------------|---------------------------------|
| Client Sample ID: | TC 3        | Client:     | Soil Solutions                  |
| Date Received:    | 01/21/21    | Project:    | 5409 SE Francis St, F&BI 101280 |
| Date Extracted:   | 01/22/21    | Lab ID:     | 101280-02                       |
| Date Analyzed:    | 01/22/21    | Data File:  | 012217.D                        |
| Matrix:           | Product     | Instrument: | GC9                             |
| Units:            | mg/kg (ppm) | Operator:   | IJL                             |

|             |             |              |              |
|-------------|-------------|--------------|--------------|
| Surrogates: | % Recovery: | Lower Limit: | Upper Limit: |
| TCMX        | 78          | 50           | 150          |

|              |                              |
|--------------|------------------------------|
| Compounds:   | Concentration<br>mg/kg (ppm) |
| Aroclor 1221 | <2                           |
| Aroclor 1232 | <2                           |
| Aroclor 1016 | <2                           |
| Aroclor 1242 | <2                           |
| Aroclor 1248 | <2                           |
| Aroclor 1254 | <2                           |
| Aroclor 1260 | <2                           |
| Aroclor 1262 | <2                           |
| Aroclor 1268 | <2                           |

FRIEDMAN & BRUYA, INC.

ENVIRONMENTAL CHEMISTS

Analysis For PCBs By EPA Method 8082A

|                   |                |             |                                 |
|-------------------|----------------|-------------|---------------------------------|
| Client Sample ID: | Method Blank   | Client:     | Soil Solutions                  |
| Date Received:    | Not Applicable | Project:    | 5409 SE Francis St, F&BI 101280 |
| Date Extracted:   | 01/22/21       | Lab ID:     | 01-191 mb                       |
| Date Analyzed:    | 01/22/21       | Data File:  | 012213.D                        |
| Matrix:           | Product        | Instrument: | GC9                             |
| Units:            | mg/kg (ppm)    | Operator:   | IJL                             |

|             |             |              |              |
|-------------|-------------|--------------|--------------|
| Surrogates: | % Recovery: | Lower Limit: | Upper Limit: |
| TCMX        | 93          | 50           | 150          |

|              |                              |
|--------------|------------------------------|
| Compounds:   | Concentration<br>mg/kg (ppm) |
| Aroclor 1221 | <2                           |
| Aroclor 1232 | <2                           |
| Aroclor 1016 | <2                           |
| Aroclor 1242 | <2                           |
| Aroclor 1248 | <2                           |
| Aroclor 1254 | <2                           |
| Aroclor 1260 | <2                           |
| Aroclor 1262 | <2                           |
| Aroclor 1268 | <2                           |

FRIEDMAN & BRUYA, INC.

ENVIRONMENTAL CHEMISTS

Date of Report: 01/27/21

Date Received: 01/21/21

Project: 5409 SE Francis St, F&BI 101280

**QUALITY ASSURANCE RESULTS FOR THE ANALYSIS OF SOIL/PRODUCT  
SAMPLES FOR TPH AS GASOLINE  
USING METHOD NWTPH-G<sub>x</sub>**

Laboratory Code: 101229-01 (Duplicate)

| Analyte  | Reporting<br>Units | Sample<br>Result<br>(Wet Wt) | Duplicate<br>Result<br>(Wet Wt) | RPD<br>(Limit 20) |
|----------|--------------------|------------------------------|---------------------------------|-------------------|
| Gasoline | mg/kg (ppm)        | <5                           | <5                              | nm                |

Laboratory Code: Laboratory Control Sample

| Analyte  | Reporting<br>Units | Spike<br>Level | Percent<br>Recovery<br>LCS | Acceptance<br>Criteria |
|----------|--------------------|----------------|----------------------------|------------------------|
| Gasoline | mg/kg (ppm)        | 20             | 90                         | 71-131                 |

FRIEDMAN & BRUYA, INC.

ENVIRONMENTAL CHEMISTS

Date of Report: 01/27/21

Date Received: 01/21/21

Project: 5409 SE Francis St, F&BI 101280

**QUALITY ASSURANCE RESULTS FROM THE ANALYSIS OF SOIL/PRODUCT  
SAMPLES  
FOR TOTAL PETROLEUM HYDROCARBONS AS  
DIESEL EXTENDED USING METHOD NWTPH-D<sub>x</sub>**

Laboratory Code: 101247-01 (Matrix Spike)

| Analyte         | Reporting<br>Units | Spike<br>Level | Sample<br>Result<br>(Wet Wt) | Percent<br>Recovery<br>MS | Percent<br>Recovery<br>MSD | Acceptance<br>Criteria | RPD<br>(Limit 20) |
|-----------------|--------------------|----------------|------------------------------|---------------------------|----------------------------|------------------------|-------------------|
| Diesel Extended | mg/kg (ppm)        | 5,000          | <50                          | 86                        | 88                         | 73-135                 | 2                 |

Laboratory Code: Laboratory Control Sample

| Analyte         | Reporting<br>Units | Spike<br>Level | Percent<br>Recovery<br>LCS | Acceptance<br>Criteria |
|-----------------|--------------------|----------------|----------------------------|------------------------|
| Diesel Extended | mg/kg (ppm)        | 5,000          | 84                         | 74-139                 |

FRIEDMAN & BRUYA, INC.

ENVIRONMENTAL CHEMISTS

Date of Report: 01/27/21

Date Received: 01/21/21

Project: 5409 SE Francis St, F&BI 101280

**QUALITY ASSURANCE RESULTS  
FOR THE ANALYSIS OF SOIL/PRODUCT SAMPLES  
FOR TOTAL METALS USING EPA METHOD 6020B**

Laboratory Code: 101294-02 (Matrix Spike)

| Analyte  | Reporting Units | Spike Level | Sample Result (Wet wt) | Percent Recovery MS | Percent Recovery MSD | Acceptance Criteria | RPD (Limit 20) |
|----------|-----------------|-------------|------------------------|---------------------|----------------------|---------------------|----------------|
| Arsenic  | mg/kg (ppm)     | 10          | <1                     | 85                  | 80                   | 75-125              | 6              |
| Barium   | mg/kg (ppm)     | 50          | 20.8                   | 114                 | 95                   | 75-125              | 18             |
| Cadmium  | mg/kg (ppm)     | 10          | <1                     | 102                 | 95                   | 75-125              | 7              |
| Chromium | mg/kg (ppm)     | 50          | 5.82                   | 100                 | 99                   | 75-125              | 1              |
| Lead     | mg/kg (ppm)     | 50          | 4.03                   | 92                  | 87                   | 75-125              | 6              |
| Mercury  | mg/kg (ppm)     | 5           | <1                     | 97                  | 94                   | 75-125              | 3              |
| Selenium | mg/kg (ppm)     | 5           | <1                     | 91                  | 85                   | 75-125              | 7              |
| Silver   | mg/kg (ppm)     | 10          | <1                     | 92                  | 91                   | 75-125              | 1              |

Laboratory Code: Laboratory Control Sample

| Analyte  | Reporting Units | Spike Level | Percent Recovery LCS | Acceptance Criteria |
|----------|-----------------|-------------|----------------------|---------------------|
| Arsenic  | mg/kg (ppm)     | 10          | 90                   | 80-120              |
| Barium   | mg/kg (ppm)     | 50          | 97                   | 80-120              |
| Cadmium  | mg/kg (ppm)     | 10          | 100                  | 80-120              |
| Chromium | mg/kg (ppm)     | 50          | 108                  | 80-120              |
| Lead     | mg/kg (ppm)     | 50          | 96                   | 80-120              |
| Mercury  | mg/kg (ppm)     | 5           | 98                   | 80-120              |
| Selenium | mg/kg (ppm)     | 5           | 94                   | 80-120              |
| Silver   | mg/kg (ppm)     | 10          | 92                   | 80-120              |

FRIEDMAN & BRUYA, INC.

ENVIRONMENTAL CHEMISTS

Date of Report: 01/27/21

Date Received: 01/21/21

Project: 5409 SE Francis St, F&BI 101280

**QUALITY ASSURANCE RESULTS FOR THE ANALYSIS OF SOIL/PRODUCT  
SAMPLES FOR VOLATILES BY EPA METHOD 8260D**

Laboratory Code: 101268-01 (Matrix Spike)

| Analyte                     | Reporting Units | Spike Level | Sample Result (Wet wt) | Percent Recovery MS | Percent Recovery MSD | Acceptance Criteria | RPD (Limit 20) |
|-----------------------------|-----------------|-------------|------------------------|---------------------|----------------------|---------------------|----------------|
| Dichlorodifluoromethane     | mg/kg (ppm)     | 1           | <0.5                   | 9 vo                | 9 vo                 | 10-142              | 0              |
| Chloromethane               | mg/kg (ppm)     | 1           | <0.5                   | 35                  | 37                   | 10-126              | 6              |
| Vinyl chloride              | mg/kg (ppm)     | 1           | <0.05                  | 33                  | 34                   | 10-138              | 3              |
| Bromomethane                | mg/kg (ppm)     | 1           | <0.5                   | 60                  | 62                   | 10-163              | 3              |
| Chloroethane                | mg/kg (ppm)     | 1           | <0.5                   | 49                  | 51                   | 10-176              | 4              |
| Trichlorofluoromethane      | mg/kg (ppm)     | 1           | <0.5                   | 31                  | 34                   | 10-176              | 9              |
| Acetone                     | mg/kg (ppm)     | 5           | <5                     | 124                 | 129                  | 10-163              | 4              |
| 1,1-Dichloroethene          | mg/kg (ppm)     | 1           | <0.05                  | 54                  | 55                   | 10-160              | 2              |
| Hexane                      | mg/kg (ppm)     | 1           | <0.25                  | 26                  | 28                   | 10-137              | 7              |
| Methylene chloride          | mg/kg (ppm)     | 1           | <0.5                   | 75                  | 76                   | 10-156              | 1              |
| Methyl t-butyl ether (MTBE) | mg/kg (ppm)     | 1           | <0.05                  | 69                  | 69                   | 21-145              | 0              |
| trans-1,2-Dichloroethene    | mg/kg (ppm)     | 1           | <0.05                  | 56                  | 56                   | 14-137              | 0              |
| 1,1-Dichloroethane          | mg/kg (ppm)     | 1           | <0.05                  | 61                  | 63                   | 19-140              | 3              |
| 2,2-Dichloropropane         | mg/kg (ppm)     | 1           | <0.05                  | 64                  | 66                   | 10-158              | 3              |
| cis-1,2-Dichloroethene      | mg/kg (ppm)     | 1           | <0.05                  | 65                  | 64                   | 25-135              | 2              |
| Chloroform                  | mg/kg (ppm)     | 1           | <0.05                  | 66                  | 67                   | 21-145              | 2              |
| 2-Butanone (MEK)            | mg/kg (ppm)     | 5           | <0.5                   | 103                 | 102                  | 19-147              | 1              |
| 1,2-Dichloroethane (EDC)    | mg/kg (ppm)     | 1           | <0.05                  | 69                  | 67                   | 12-160              | 3              |
| 1,1,1-Trichloroethane       | mg/kg (ppm)     | 1           | <0.05                  | 61                  | 61                   | 10-156              | 0              |
| 1,1-Dichloropropene         | mg/kg (ppm)     | 1           | <0.05                  | 60                  | 61                   | 17-140              | 2              |
| Carbon tetrachloride        | mg/kg (ppm)     | 1           | <0.05                  | 62                  | 62                   | 9-164               | 0              |
| Benzene                     | mg/kg (ppm)     | 1           | <0.03                  | 64                  | 65                   | 29-129              | 2              |
| Trichloroethene             | mg/kg (ppm)     | 1           | <0.02                  | 64                  | 64                   | 21-139              | 0              |
| 1,2-Dichloropropane         | mg/kg (ppm)     | 1           | <0.05                  | 67                  | 69                   | 30-135              | 3              |
| Bromodichloromethane        | mg/kg (ppm)     | 1           | <0.05                  | 64                  | 64                   | 23-155              | 0              |
| Dibromomethane              | mg/kg (ppm)     | 1           | <0.05                  | 70                  | 69                   | 23-145              | 1              |
| 4-Methyl-2-pentanone        | mg/kg (ppm)     | 5           | <0.5                   | 72                  | 71                   | 24-155              | 1              |
| cis-1,3-Dichloropropene     | mg/kg (ppm)     | 1           | <0.05                  | 69                  | 69                   | 28-144              | 0              |
| Toluene                     | mg/kg (ppm)     | 1           | <0.05                  | 66                  | 66                   | 35-130              | 0              |
| trans-1,3-Dichloropropene   | mg/kg (ppm)     | 1           | <0.05                  | 66                  | 67                   | 26-149              | 2              |
| 1,1,2-Trichloroethane       | mg/kg (ppm)     | 1           | <0.05                  | 68                  | 70                   | 10-205              | 3              |
| 2-Hexanone                  | mg/kg (ppm)     | 5           | <0.5                   | 87                  | 90                   | 15-166              | 3              |
| 1,3-Dichloropropene         | mg/kg (ppm)     | 1           | <0.05                  | 67                  | 68                   | 31-137              | 1              |
| Tetrachloroethene           | mg/kg (ppm)     | 1           | <0.025                 | 67                  | 67                   | 20-133              | 0              |
| Dibromochloromethane        | mg/kg (ppm)     | 1           | <0.05                  | 66                  | 65                   | 28-150              | 2              |
| 1,2-Dibromoethane (EDB)     | mg/kg (ppm)     | 1           | <0.05                  | 68                  | 71                   | 28-142              | 4              |
| Chlorobenzene               | mg/kg (ppm)     | 1           | <0.05                  | 70                  | 70                   | 32-129              | 0              |
| Ethylbenzene                | mg/kg (ppm)     | 1           | <0.05                  | 67                  | 68                   | 32-137              | 1              |
| 1,1,1,2-Tetrachloroethane   | mg/kg (ppm)     | 1           | <0.05                  | 69                  | 70                   | 31-143              | 1              |
| m,p-Xylene                  | mg/kg (ppm)     | 2           | <0.1                   | 69                  | 69                   | 34-136              | 0              |
| o-Xylene                    | mg/kg (ppm)     | 1           | <0.05                  | 67                  | 69                   | 33-134              | 3              |
| Styrene                     | mg/kg (ppm)     | 1           | <0.05                  | 67                  | 68                   | 35-137              | 1              |
| Isopropylbenzene            | mg/kg (ppm)     | 1           | <0.05                  | 66                  | 67                   | 31-142              | 2              |
| Bromoform                   | mg/kg (ppm)     | 1           | <0.05                  | 63                  | 64                   | 21-156              | 2              |
| n-Propylbenzene             | mg/kg (ppm)     | 1           | <0.05                  | 67                  | 68                   | 23-146              | 1              |
| Bromobenzene                | mg/kg (ppm)     | 1           | <0.05                  | 71                  | 71                   | 34-130              | 0              |
| 1,3,5-Trimethylbenzene      | mg/kg (ppm)     | 1           | <0.05                  | 66                  | 67                   | 18-149              | 2              |
| 1,1,2,2-Tetrachloroethane   | mg/kg (ppm)     | 1           | <0.05                  | 67                  | 68                   | 28-140              | 1              |
| 1,2,3-Trichloropropane      | mg/kg (ppm)     | 1           | <0.05                  | 69                  | 69                   | 25-144              | 0              |
| 2-Chlorotoluene             | mg/kg (ppm)     | 1           | <0.05                  | 65                  | 67                   | 31-134              | 3              |
| 4-Chlorotoluene             | mg/kg (ppm)     | 1           | <0.05                  | 67                  | 67                   | 31-136              | 0              |
| tert-Butylbenzene           | mg/kg (ppm)     | 1           | <0.05                  | 65                  | 67                   | 30-137              | 3              |
| 1,2,4-Trimethylbenzene      | mg/kg (ppm)     | 1           | <0.05                  | 65                  | 65                   | 10-182              | 0              |
| sec-Butylbenzene            | mg/kg (ppm)     | 1           | <0.05                  | 67                  | 67                   | 23-145              | 0              |
| p-Isopropyltoluene          | mg/kg (ppm)     | 1           | <0.05                  | 66                  | 68                   | 21-149              | 3              |
| 1,3-Dichlorobenzene         | mg/kg (ppm)     | 1           | <0.05                  | 69                  | 69                   | 30-131              | 0              |
| 1,4-Dichlorobenzene         | mg/kg (ppm)     | 1           | <0.05                  | 69                  | 69                   | 29-129              | 0              |
| 1,2-Dichlorobenzene         | mg/kg (ppm)     | 1           | <0.05                  | 69                  | 70                   | 31-132              | 1              |
| 1,2-Dibromo-3-chloropropane | mg/kg (ppm)     | 1           | <0.5                   | 62                  | 62                   | 11-161              | 0              |
| 1,2,4-Trichlorobenzene      | mg/kg (ppm)     | 1           | <0.25                  | 65                  | 65                   | 22-142              | 0              |
| Hexachlorobutadiene         | mg/kg (ppm)     | 1           | <0.25                  | 63                  | 64                   | 10-142              | 2              |
| Naphthalene                 | mg/kg (ppm)     | 1           | <0.05                  | 65                  | 67                   | 14-157              | 3              |
| 1,2,3-Trichlorobenzene      | mg/kg (ppm)     | 1           | <0.25                  | 64                  | 67                   | 20-144              | 5              |

FRIEDMAN & BRUYA, INC.

ENVIRONMENTAL CHEMISTS

Date of Report: 01/27/21

Date Received: 01/21/21

Project: 5409 SE Francis St, F&BI 101280

**QUALITY ASSURANCE RESULTS FOR THE ANALYSIS OF SOIL/PRODUCT  
SAMPLES FOR VOLATILES BY EPA METHOD 8260D**

Laboratory Code: Laboratory Control Sample

| Analyte                     | Reporting Units | Spike Level | Percent Recovery LCS | Acceptance Criteria |
|-----------------------------|-----------------|-------------|----------------------|---------------------|
| Dichlorodifluoromethane     | mg/kg (ppm)     | 1           | 50                   | 10-146              |
| Chloromethane               | mg/kg (ppm)     | 1           | 73                   | 27-133              |
| Vinyl chloride              | mg/kg (ppm)     | 1           | 78                   | 22-139              |
| Bromomethane                | mg/kg (ppm)     | 1           | 109                  | 38-114              |
| Chloroethane                | mg/kg (ppm)     | 1           | 95                   | 9-163               |
| Trichlorofluoromethane      | mg/kg (ppm)     | 1           | 93                   | 10-196              |
| Acetone                     | mg/kg (ppm)     | 5           | 180 vo               | 52-141              |
| 1,1-Dichloroethene          | mg/kg (ppm)     | 1           | 101                  | 47-128              |
| Hexane                      | mg/kg (ppm)     | 1           | 77                   | 43-142              |
| Methylene chloride          | mg/kg (ppm)     | 1           | 112                  | 10-184              |
| Methyl t-butyl ether (MTBE) | mg/kg (ppm)     | 1           | 100                  | 60-123              |
| trans-1,2-Dichloroethene    | mg/kg (ppm)     | 1           | 95                   | 67-129              |
| 1,1-Dichloroethane          | mg/kg (ppm)     | 1           | 97                   | 68-115              |
| 2,2-Dichloropropane         | mg/kg (ppm)     | 1           | 103                  | 52-170              |
| cis-1,2-Dichloroethene      | mg/kg (ppm)     | 1           | 97                   | 72-127              |
| Chloroform                  | mg/kg (ppm)     | 1           | 99                   | 66-120              |
| 2-Butanone (MEK)            | mg/kg (ppm)     | 5           | 143                  | 30-197              |
| 1,2-Dichloroethane (EDC)    | mg/kg (ppm)     | 1           | 98                   | 56-135              |
| 1,1,1-Trichloroethane       | mg/kg (ppm)     | 1           | 100                  | 62-131              |
| 1,1-Dichloropropene         | mg/kg (ppm)     | 1           | 99                   | 69-128              |
| Carbon tetrachloride        | mg/kg (ppm)     | 1           | 103                  | 60-139              |
| Benzene                     | mg/kg (ppm)     | 1           | 99                   | 71-118              |
| Trichloroethene             | mg/kg (ppm)     | 1           | 101                  | 63-121              |
| 1,2-Dichloropropane         | mg/kg (ppm)     | 1           | 101                  | 72-127              |
| Bromodichloromethane        | mg/kg (ppm)     | 1           | 97                   | 57-126              |
| Dibromomethane              | mg/kg (ppm)     | 1           | 101                  | 62-123              |
| 4-Methyl-2-pentanone        | mg/kg (ppm)     | 5           | 101                  | 45-145              |
| cis-1,3-Dichloropropene     | mg/kg (ppm)     | 1           | 101                  | 67-122              |
| Toluene                     | mg/kg (ppm)     | 1           | 98                   | 66-126              |
| trans-1,3-Dichloropropene   | mg/kg (ppm)     | 1           | 97                   | 72-132              |
| 1,1,2-Trichloroethane       | mg/kg (ppm)     | 1           | 97                   | 64-115              |
| 2-Hexanone                  | mg/kg (ppm)     | 5           | 121                  | 33-152              |
| 1,3-Dichloropropane         | mg/kg (ppm)     | 1           | 99                   | 72-130              |
| Tetrachloroethene           | mg/kg (ppm)     | 1           | 100                  | 72-114              |
| Dibromochloromethane        | mg/kg (ppm)     | 1           | 94                   | 55-121              |
| 1,2-Dibromoethane (EDB)     | mg/kg (ppm)     | 1           | 98                   | 74-132              |
| Chlorobenzene               | mg/kg (ppm)     | 1           | 102                  | 76-111              |
| Ethylbenzene                | mg/kg (ppm)     | 1           | 98                   | 64-123              |
| 1,1,1,2-Tetrachloroethane   | mg/kg (ppm)     | 1           | 99                   | 64-121              |
| m,p-Xylene                  | mg/kg (ppm)     | 2           | 100                  | 78-122              |
| o-Xylene                    | mg/kg (ppm)     | 1           | 98                   | 77-124              |
| Styrene                     | mg/kg (ppm)     | 1           | 99                   | 74-126              |
| Isopropylbenzene            | mg/kg (ppm)     | 1           | 95                   | 76-127              |
| Bromoform                   | mg/kg (ppm)     | 1           | 94                   | 56-132              |
| n-Propylbenzene             | mg/kg (ppm)     | 1           | 94                   | 74-124              |
| Bromobenzene                | mg/kg (ppm)     | 1           | 98                   | 72-122              |
| 1,3,5-Trimethylbenzene      | mg/kg (ppm)     | 1           | 96                   | 76-126              |
| 1,1,2,2-Tetrachloroethane   | mg/kg (ppm)     | 1           | 94                   | 56-143              |
| 1,2,3-Trichloropropane      | mg/kg (ppm)     | 1           | 95                   | 61-137              |
| 2-Chlorotoluene             | mg/kg (ppm)     | 1           | 95                   | 74-121              |
| 4-Chlorotoluene             | mg/kg (ppm)     | 1           | 95                   | 75-122              |
| tert-Butylbenzene           | mg/kg (ppm)     | 1           | 94                   | 73-130              |
| 1,2,4-Trimethylbenzene      | mg/kg (ppm)     | 1           | 91                   | 76-125              |
| sec-Butylbenzene            | mg/kg (ppm)     | 1           | 93                   | 71-130              |
| p-Isopropyltoluene          | mg/kg (ppm)     | 1           | 93                   | 70-132              |
| 1,3-Dichlorobenzene         | mg/kg (ppm)     | 1           | 98                   | 75-121              |
| 1,4-Dichlorobenzene         | mg/kg (ppm)     | 1           | 99                   | 74-117              |
| 1,2-Dichlorobenzene         | mg/kg (ppm)     | 1           | 96                   | 76-121              |
| 1,2-Dibromo-3-chloropropane | mg/kg (ppm)     | 1           | 87                   | 58-138              |
| 1,2,4-Trichlorobenzene      | mg/kg (ppm)     | 1           | 92                   | 64-135              |
| Hexachlorobutadiene         | mg/kg (ppm)     | 1           | 89                   | 50-153              |
| Naphthalene                 | mg/kg (ppm)     | 1           | 93                   | 63-140              |
| 1,2,3-Trichlorobenzene      | mg/kg (ppm)     | 1           | 96                   | 63-138              |

FRIEDMAN & BRUYA, INC.

ENVIRONMENTAL CHEMISTS

Date of Report: 01/27/21

Date Received: 01/21/21

Project: 5409 SE Francis St, F&BI 101280

**QUALITY ASSURANCE RESULTS  
FOR THE ANALYSIS OF PRODUCT SAMPLES FOR  
POLYCHLORINATED BIPHENYLS AS  
AROCLOR 1016/1260 BY EPA METHOD 8082A**

Laboratory Code: Laboratory Control Sample

| Analyte      | Reporting<br>Units | Spike<br>Level | Percent<br>Recovery<br>LCS | Percent<br>Recovery<br>LCSD | Acceptance<br>Criteria | RPD<br>(Limit 20) |
|--------------|--------------------|----------------|----------------------------|-----------------------------|------------------------|-------------------|
| Aroclor 1016 | mg/kg (ppm)        | 25             | 102                        | 104                         | 70-130                 | 2                 |
| Aroclor 1260 | mg/kg (ppm)        | 25             | 118                        | 118                         | 70-130                 | 0                 |

# FRIEDMAN & BRUYA, INC.

## ENVIRONMENTAL CHEMISTS

### **Data Qualifiers & Definitions**

a - The analyte was detected at a level less than five times the reporting limit. The RPD results may not provide reliable information on the variability of the analysis.

b - The analyte was spiked at a level that was less than five times that present in the sample. Matrix spike recoveries may not be meaningful.

ca - The calibration results for the analyte were outside of acceptance criteria. The value reported is an estimate.

c - The presence of the analyte may be due to carryover from previous sample injections.

cf - The sample was centrifuged prior to analysis.

d - The sample was diluted. Detection limits were raised and surrogate recoveries may not be meaningful.

dv - Insufficient sample volume was available to achieve normal reporting limits.

f - The sample was laboratory filtered prior to analysis.

fb - The analyte was detected in the method blank.

fc - The analyte is a common laboratory and field contaminant.

hr - The sample and duplicate were reextracted and reanalyzed. RPD results were still outside of control limits. Variability is attributed to sample inhomogeneity.

hs - Headspace was present in the container used for analysis.

ht - The analysis was performed outside the method or client-specified holding time requirement.

ip - Recovery fell outside of control limits due to sample matrix effects.

j - The analyte concentration is reported below the lowest calibration standard. The value reported is an estimate.

J - The internal standard associated with the analyte is out of control limits. The reported concentration is an estimate.

jl - The laboratory control sample(s) percent recovery and/or RPD were out of control limits. The reported concentration should be considered an estimate.

js - The surrogate associated with the analyte is out of control limits. The reported concentration should be considered an estimate.

lc - The presence of the analyte is likely due to laboratory contamination.

L - The reported concentration was generated from a library search.

nm - The analyte was not detected in one or more of the duplicate analyses. Therefore, calculation of the RPD is not applicable.

pc - The sample was received with incorrect preservation or in a container not approved by the method. The value reported should be considered an estimate.

ve - The analyte response exceeded the valid instrument calibration range. The value reported is an estimate.

vo - The value reported fell outside the control limits established for this analyte.

x - The sample chromatographic pattern does not resemble the fuel standard used for quantitation.

101280

SAMPLE CHAIN OF CUSTODY 01-21-21

802

Send Report To Project Managers

Company Soil Solutions

Address 3540 SE 28th Avenue

City, State, Zip Portland, OR 97202

Phone # (503) 234-2118 Fax # (503) 331-7133

Page # 1 of 1

TURNAROUND TIME

Standard 3-Day report 1/21/21

RUSH - send report  
Rush charges authorized by:

SAMPLE DISPOSAL

Dispose after 30 days

Return samples

Will call with instructions

SAMPLERS [Signature]

PROJECT NAME/NO. 5409 SE Francis St.

PO #

REMARKS

ANALYSES REQUESTED

| Sample ID | Lab ID | Date Sampled | Time Sampled | Sample Type | # of containers | NWTPH-Dx | NWTPH-HCID | NWTPH-Gx | BTEX 8021B | BTEXN 8260C | PAHs (No N) 8270CCIM | PAHs 8270C SIM | Lead by 200.8 | PCRA 8 metals | Full VOCs | PCBs | Notes |
|-----------|--------|--------------|--------------|-------------|-----------------|----------|------------|----------|------------|-------------|----------------------|----------------|---------------|---------------|-----------|------|-------|
| TC2       | 01     | 1/20/21      |              | liquid      | 1               | X        | X          | X        |            |             |                      |                | X             | X             | X         | X    |       |
| TC3       | 02     | 1/20/21      |              | liquid      | 1               | X        | X          | X        |            |             |                      |                | X             | X             | X         | X    |       |

Samples received at 7:00

Friedman & Bruya, Inc.  
 3012 16th Avenue West  
 Seattle, WA 98119-2029  
 Ph. (206) 285-8282  
 Fax (206) 283-5044

| SIGNATURE    | PRINT NAME | COMPANY | DATE    | TIME |
|--------------|------------|---------|---------|------|
| [Signature]  | Todd Inr   | SIS     | 1/20/21 |      |
| [Signature]  | MNW-Bruya  | FTB     | 1/21    | 1040 |
| Received by: |            |         |         |      |

FWB

FRIEDMAN & BRUYA, INC.

ENVIRONMENTAL CHEMISTS

James E. Bruya, Ph.D.  
Yelena Aravkina, M.S.  
Michael Erdahl, B.S.  
Arina Podnozova, B.S.  
Eric Young, B.S.

3012 16th Avenue West  
Seattle, WA 98119-2029  
(206) 285-8282  
fbi@isomedia.com  
www.friedmanandbruya.com

February 2, 2021

Project Managers  
Soil Solutions  
3540 SE 28th Ave  
Portland, OR 97202

Dear Project Managers:

Included are the additional results from the testing of material submitted on January 23, 2021 from the 5409 SE Francis St, F&BI 101327 project. There are 7 pages included in this report.

We appreciate this opportunity to be of service to you and hope you will call if you should have any questions.

Sincerely,

FRIEDMAN & BRUYA, INC.



Michael Erdahl  
Project Manager

Enclosures

c: Soil Solutions Reports  
SSI0202R.DOC

FRIEDMAN & BRUYA, INC.

ENVIRONMENTAL CHEMISTS

Analysis For Total Metals By EPA Method 6020B

|                 |                        |             |                                    |
|-----------------|------------------------|-------------|------------------------------------|
| Client ID:      | OFWO                   | Client:     | Soil Solutions                     |
| Date Received:  | 01/23/21               | Project:    | 5409 SE Francis St, F&BI 101327    |
| Date Extracted: | 01/26/21               | Lab ID:     | 101327-01 and 101327-01 x5         |
| Date Analyzed:  | 01/27/21               | Data File:  | 101327-01.074 and 101327-01 x5.073 |
| Matrix:         | Soil                   | Instrument: | ICPMS2                             |
| Units:          | mg/kg (ppm) Dry Weight | Operator:   | SP                                 |

| Analyte: | Concentration<br>mg/kg (ppm) |
|----------|------------------------------|
| Arsenic  | 3.45                         |
| Barium   | 190                          |
| Cadmium  | 23.5                         |
| Chromium | 80.4                         |
| Lead     | 734                          |
| Mercury  | <2                           |
| Selenium | <2                           |
| Silver   | <2                           |

Reporting limits may be raised due to high moisture content.

FRIEDMAN & BRUYA, INC.

ENVIRONMENTAL CHEMISTS

Analysis For Total Metals By EPA Method 6020B

|                 |                        |             |                                 |
|-----------------|------------------------|-------------|---------------------------------|
| Client ID:      | Method Blank           | Client:     | Soil Solutions                  |
| Date Received:  | Not Applicable         | Project:    | 5409 SE Francis St, F&BI 101327 |
| Date Extracted: | 01/26/21               | Lab ID:     | I1-46 mb2                       |
| Date Analyzed:  | 01/26/21               | Data File:  | I1-46 mb2.041                   |
| Matrix:         | Soil                   | Instrument: | ICPMS2                          |
| Units:          | mg/kg (ppm) Dry Weight | Operator:   | SP                              |

| Analyte: | Concentration<br>mg/kg (ppm) |
|----------|------------------------------|
| Arsenic  | <1                           |
| Barium   | <1                           |
| Cadmium  | <1                           |
| Chromium | <1                           |
| Lead     | <1                           |
| Mercury  | <1                           |
| Selenium | <1                           |
| Silver   | <1                           |

FRIEDMAN & BRUYA, INC.

ENVIRONMENTAL CHEMISTS

Analysis For PCBs By EPA Method 8082A

|                   |                        |             |                                 |
|-------------------|------------------------|-------------|---------------------------------|
| Client Sample ID: | OFWO                   | Client:     | Soil Solutions                  |
| Date Received:    | 01/23/21               | Project:    | 5409 SE Francis St, F&BI 101327 |
| Date Extracted:   | 01/28/21               | Lab ID:     | 101327-01 1/6                   |
| Date Analyzed:    | 01/29/21               | Data File:  | 012922.D                        |
| Matrix:           | Soil                   | Instrument: | GC9                             |
| Units:            | mg/kg (ppm) Dry Weight | Operator:   | IJL                             |

|             |             |              |              |
|-------------|-------------|--------------|--------------|
| Surrogates: | % Recovery: | Lower Limit: | Upper Limit: |
| TCMX        | 69          | 23           | 120          |

|              |                              |
|--------------|------------------------------|
| Compounds:   | Concentration<br>mg/kg (ppm) |
| Aroclor 1221 | <0.04                        |
| Aroclor 1232 | <0.04                        |
| Aroclor 1016 | <0.04                        |
| Aroclor 1242 | <0.04                        |
| Aroclor 1248 | <0.04                        |
| Aroclor 1254 | <0.04                        |
| Aroclor 1260 | <0.04                        |
| Aroclor 1262 | <0.04                        |
| Aroclor 1268 | <0.04                        |

Note: RL were increased due to high moisture content in the sample.

FRIEDMAN & BRUYA, INC.

ENVIRONMENTAL CHEMISTS

Analysis For PCBs By EPA Method 8082A

|                   |                        |             |                                 |
|-------------------|------------------------|-------------|---------------------------------|
| Client Sample ID: | Method Blank           | Client:     | Soil Solutions                  |
| Date Received:    | Not Applicable         | Project:    | 5409 SE Francis St, F&BI 101327 |
| Date Extracted:   | 01/28/21               | Lab ID:     | 01-267 mb                       |
| Date Analyzed:    | 01/29/21               | Data File:  | 012909.D                        |
| Matrix:           | Soil                   | Instrument: | GC9                             |
| Units:            | mg/kg (ppm) Dry Weight | Operator:   | IJL                             |

|             |             |              |              |
|-------------|-------------|--------------|--------------|
| Surrogates: | % Recovery: | Lower Limit: | Upper Limit: |
| TCMX        | 87          | 23           | 120          |

|              |                              |
|--------------|------------------------------|
| Compounds:   | Concentration<br>mg/kg (ppm) |
| Aroclor 1221 | <0.002                       |
| Aroclor 1232 | <0.002                       |
| Aroclor 1016 | <0.002                       |
| Aroclor 1242 | <0.002                       |
| Aroclor 1248 | <0.002                       |
| Aroclor 1254 | <0.002                       |
| Aroclor 1260 | <0.002                       |
| Aroclor 1262 | <0.002                       |
| Aroclor 1268 | <0.002                       |

FRIEDMAN & BRUYA, INC.

ENVIRONMENTAL CHEMISTS

Date of Report: 02/02/21

Date Received: 01/23/21

Project: 5409 SE Francis St, F&BI 101327

**QUALITY ASSURANCE RESULTS  
FOR THE ANALYSIS OF SOIL SAMPLES  
FOR TOTAL METALS USING EPA METHOD 6020B**

Laboratory Code: 101321-01 (Matrix Spike)

| Analyte  | Reporting Units | Spike Level | Sample Result (Wet wt) | Percent Recovery MS | Percent Recovery MSD | Acceptance Criteria | RPD (Limit 20) |
|----------|-----------------|-------------|------------------------|---------------------|----------------------|---------------------|----------------|
| Arsenic  | mg/kg (ppm)     | 10          | 1.04                   | 83                  | 85                   | 75-125              | 2              |
| Barium   | mg/kg (ppm)     | 50          | 12.1                   | 102                 | 105                  | 75-125              | 3              |
| Cadmium  | mg/kg (ppm)     | 10          | <1                     | 97                  | 104                  | 75-125              | 7              |
| Chromium | mg/kg (ppm)     | 50          | 8.88                   | 92                  | 98                   | 75-125              | 6              |
| Lead     | mg/kg (ppm)     | 50          | <1                     | 88                  | 91                   | 75-125              | 3              |
| Mercury  | mg/kg (ppm)     | 5           | <1                     | 90                  | 91                   | 75-125              | 1              |
| Selenium | mg/kg (ppm)     | 5           | <1                     | 88                  | 90                   | 75-125              | 2              |
| Silver   | mg/kg (ppm)     | 10          | <1                     | 83                  | 90                   | 75-125              | 8              |

Laboratory Code: Laboratory Control Sample

| Analyte  | Reporting Units | Spike Level | Percent Recovery LCS | Acceptance Criteria |
|----------|-----------------|-------------|----------------------|---------------------|
| Arsenic  | mg/kg (ppm)     | 10          | 86                   | 80-120              |
| Barium   | mg/kg (ppm)     | 50          | 93                   | 80-120              |
| Cadmium  | mg/kg (ppm)     | 10          | 99                   | 80-120              |
| Chromium | mg/kg (ppm)     | 50          | 111                  | 80-120              |
| Lead     | mg/kg (ppm)     | 50          | 97                   | 80-120              |
| Mercury  | mg/kg (ppm)     | 5           | 98                   | 80-120              |
| Selenium | mg/kg (ppm)     | 5           | 91                   | 80-120              |
| Silver   | mg/kg (ppm)     | 10          | 87                   | 80-120              |

FRIEDMAN & BRUYA, INC.

ENVIRONMENTAL CHEMISTS

Date of Report: 02/02/21

Date Received: 01/23/21

Project: 5409 SE Francis St, F&BI 101327

**QUALITY ASSURANCE RESULTS  
FOR THE ANALYSIS OF SOIL SAMPLES FOR  
POLYCHLORINATED BIPHENYLS AS  
AROCLOR 1016/1260 BY EPA METHOD 8082A**

Laboratory Code: 101387-01 (Matrix Spike)

| Analyte      | Reporting Units | Spike Level | Sample Result (Wet Wt) | Percent Recovery MS | Percent Recovery MSD | Control Limits | RPD (Limit 20) |
|--------------|-----------------|-------------|------------------------|---------------------|----------------------|----------------|----------------|
| Aroclor 1016 | mg/kg (ppm)     | 0.25        | <0.002                 | 84                  | 79                   | 44-107         | 6              |
| Aroclor 1260 | mg/kg (ppm)     | 0.25        | 0.0037                 | 87                  | 81                   | 38-124         | 7              |

Laboratory Code: Laboratory Control Sample

| Analyte      | Reporting Units | Spike Level | Percent Recovery LCS | Acceptance Criteria |
|--------------|-----------------|-------------|----------------------|---------------------|
| Aroclor 1016 | mg/kg (ppm)     | 0.25        | 96                   | 47-158              |
| Aroclor 1260 | mg/kg (ppm)     | 0.25        | 104                  | 69-147              |

# FRIEDMAN & BRUYA, INC.

## ENVIRONMENTAL CHEMISTS

### **Data Qualifiers & Definitions**

a - The analyte was detected at a level less than five times the reporting limit. The RPD results may not provide reliable information on the variability of the analysis.

b - The analyte was spiked at a level that was less than five times that present in the sample. Matrix spike recoveries may not be meaningful.

ca - The calibration results for the analyte were outside of acceptance criteria. The value reported is an estimate.

c - The presence of the analyte may be due to carryover from previous sample injections.

cf - The sample was centrifuged prior to analysis.

d - The sample was diluted. Detection limits were raised and surrogate recoveries may not be meaningful.

dv - Insufficient sample volume was available to achieve normal reporting limits.

f - The sample was laboratory filtered prior to analysis.

fb - The analyte was detected in the method blank.

fc - The analyte is a common laboratory and field contaminant.

hr - The sample and duplicate were reextracted and reanalyzed. RPD results were still outside of control limits. Variability is attributed to sample inhomogeneity.

hs - Headspace was present in the container used for analysis.

ht - The analysis was performed outside the method or client-specified holding time requirement.

ip - Recovery fell outside of control limits due to sample matrix effects.

j - The analyte concentration is reported below the lowest calibration standard. The value reported is an estimate.

J - The internal standard associated with the analyte is out of control limits. The reported concentration is an estimate.

jl - The laboratory control sample(s) percent recovery and/or RPD were out of control limits. The reported concentration should be considered an estimate.

js - The surrogate associated with the analyte is out of control limits. The reported concentration should be considered an estimate.

lc - The presence of the analyte is likely due to laboratory contamination.

L - The reported concentration was generated from a library search.

nm - The analyte was not detected in one or more of the duplicate analyses. Therefore, calculation of the RPD is not applicable.

pc - The sample was received with incorrect preservation or in a container not approved by the method. The value reported should be considered an estimate.

ve - The analyte response exceeded the valid instrument calibration range. The value reported is an estimate.

vo - The value reported fell outside the control limits established for this analyte.

x - The sample chromatographic pattern does not resemble the fuel standard used for quantitation.

101327

SAMPLE CHAIN OF CUSTODY

MUS 01-23-21

Box/US1

Send Report To Project Managers

Company Soil Solutions

Address 3540 SE 28th Avenue

City, State, Zip Portland, OR 97202

Phone # (503) 234-2118 Fax # (503) 331-7138

SAMPLERS/(signature) [Signature]

PROJECT NAME/NO. 5409 SE Francis St

PO #

REMARKS

TURNAROUND TIME  
 Standard  
 RUSH  
Rush charges authorized by: Syne SA

SAMPLE DISPOSAL  
 Dispose after 30 days  
 Return samples  
 Will call with instructions

Page # 1 of 1

ANALYSES REQUESTED

| Sample ID                        | Lab ID       | Date Sampled   | Time Sampled | Sample Type | # of containers         | NWTPH-Dx                            | NWTPH-HCID | NWTPH-Gx                            | BTEX 8021B                          | B'TEXN 8260C | PAHs (No N) 8270CCIM | PAHs 8270C SIM | Lead by 200.8 | PCBs                                | PCRA 8                              | Notes                            |
|----------------------------------|--------------|----------------|--------------|-------------|-------------------------|-------------------------------------|------------|-------------------------------------|-------------------------------------|--------------|----------------------|----------------|---------------|-------------------------------------|-------------------------------------|----------------------------------|
| <u>QEWB</u>                      | <u>61A-D</u> | <u>1/22/21</u> |              | <u>Soil</u> | <u>RTZM<br/>2 drums</u> | <input checked="" type="checkbox"/> |            | <input checked="" type="checkbox"/> | <input checked="" type="checkbox"/> |              |                      |                |               | <input checked="" type="checkbox"/> | <input checked="" type="checkbox"/> | <u>(2) per PT<br/>1/25/21 ME</u> |
| Samples received at <u>Le OC</u> |              |                |              |             |                         |                                     |            |                                     |                                     |              |                      |                |               |                                     |                                     |                                  |

SIGNATURE

[Signature]

PRINT NAME

Tom Jones

COMPANY

SIS

DATE

1/22/21

TIME

1700

Relinquished by:

[Signature]

Received by:

Tom Jones

COMPANY

SIS

DATE

1/23

TIME

1700

Riedman & Bruya, Inc.  
3012 16th Avenue West  
Seattle, WA 98119-2029  
Ph. (206) 285-8282

Fax (206) 283-5044

Relinquished by:

[Signature]

Received by:

Tom Jones

COMPANY

SIS

DATE

1/23

TIME

1700

FRIEDMAN & BRUYA, INC.

ENVIRONMENTAL CHEMISTS

James E. Bruya, Ph.D.  
Yelena Aravkina, M.S.  
Michael Erdahl, B.S.  
Arina Podnozova, B.S.  
Eric Young, B.S.

3012 16th Avenue West  
Seattle, WA 98119-2029  
(206) 285-8282  
fbi@isomedia.com  
www.friedmanandbruya.com

January 28, 2021

Project Managers  
Soil Solutions  
3540 SE 28th Ave  
Portland, OR 97202

Dear Project Managers:

Included are the results from the testing of material submitted on January 23, 2021 from the 5409 SE Francis St, F&BI 101327 project. There are 5 pages included in this report. Any samples that may remain are currently scheduled for disposal in 30 days, or as directed by the Chain of Custody document. If you would like us to return your samples or arrange for long term storage at our offices, please contact us as soon as possible.

We appreciate this opportunity to be of service to you and hope you will call if you should have any questions.

Sincerely,

FRIEDMAN & BRUYA, INC.



Michael Erdahl  
Project Manager

Enclosures  
c: Soil Solutions Reports  
SSI0128R.DOC

FRIEDMAN & BRUYA, INC.

ENVIRONMENTAL CHEMISTS

Date of Report: 01/28/21  
Date Received: 01/23/21  
Project: 5409 SE Francis St, F&BI 101327  
Date Extracted: 01/25/21  
Date Analyzed: 01/25/21

**RESULTS FROM THE ANALYSIS OF SOIL SAMPLES  
FOR BENZENE, TOLUENE, ETHYLBENZENE,  
XYLENES AND TPH AS GASOLINE  
USING METHODS 8021B AND NWTPH-Gx**

Results Reported on a Dry Weight Basis

Results Reported as mg/kg (ppm)

| <u>Sample ID</u><br>Laboratory ID | <u>Benzene</u> | <u>Toluene</u> | <u>Ethyl<br/>Benzene</u> | <u>Total<br/>Xylenes</u> | <u>Gasoline<br/>Range</u> | <u>Surrogate<br/>(% Recovery)</u><br>(Limit 50-150) |
|-----------------------------------|----------------|----------------|--------------------------|--------------------------|---------------------------|---|
| OFWO<br>101327-01                 | 0.67           | 3.5            | 0.68                     | 4.6                      | 47                        | 111   |
| Method Blank<br>01-125 MB         | <0.02          | <0.02          | <0.02                    | <0.06                    | <5                        | 110   |

FRIEDMAN & BRUYA, INC.

ENVIRONMENTAL CHEMISTS

Date of Report: 01/28/21  
Date Received: 01/23/21  
Project: 5409 SE Francis St, F&BI 101327  
Date Extracted: 01/25/21  
Date Analyzed: 01/25/21

**RESULTS FROM THE ANALYSIS OF SOIL SAMPLES  
FOR TOTAL PETROLEUM HYDROCARBONS AS  
DIESEL AND RESIDUAL RANGE  
USING METHOD NWTPH-D<sub>x</sub>**

Results Reported on a Dry Weight Basis  
Results Reported as mg/kg (ppm)

| <u>Sample ID</u><br>Laboratory ID | <u>Diesel Range</u><br>(C <sub>10</sub> -C <sub>25</sub> ) | <u>Residual Range</u><br>(C <sub>25</sub> -C <sub>36</sub> ) | <u>Surrogate</u><br><u>(% Recovery)</u><br>(Limit 53-144) |
|-----------------------------------|--|--|---|
| OFWO<br>101327-01                 | 1,400 x  | 15,000   | 81  |
| Method Blank<br>01-196 MB         | <50  | <250   | 88  |

FRIEDMAN & BRUYA, INC.

ENVIRONMENTAL CHEMISTS

Date of Report: 01/28/21

Date Received: 01/23/21

Project: 5409 SE Francis St, F&BI 101327

**QUALITY ASSURANCE RESULTS FOR THE ANALYSIS OF SOIL SAMPLES  
FOR BENZENE, TOLUENE, ETHYLBENZENE,  
XYLENES, AND TPH AS GASOLINE  
USING EPA METHOD 8021B AND NWTPH-Gx**

Laboratory Code: 101279-02 (Duplicate)

| Analyte      | Reporting<br>Units | Sample<br>Result<br>(Wet Wt) | Duplicate<br>Result<br>(Wet Wt) | RPD<br>(Limit 20) |
|--------------|--------------------|------------------------------|---------------------------------|-------------------|
| Benzene      | mg/kg (ppm)        | <0.02                        | <0.02                           | nm                |
| Toluene      | mg/kg (ppm)        | <0.02                        | <0.02                           | nm                |
| Ethylbenzene | mg/kg (ppm)        | <0.02                        | <0.02                           | nm                |
| Xylenes      | mg/kg (ppm)        | <0.06                        | <0.06                           | nm                |
| Gasoline     | mg/kg (ppm)        | <5                           | <5                              | nm                |

Laboratory Code: Laboratory Control Sample

| Analyte      | Reporting<br>Units | Spike<br>Level | Percent<br>Recovery<br>LCS | Acceptance<br>Criteria |
|--------------|--------------------|----------------|----------------------------|------------------------|
| Benzene      | mg/kg (ppm)        | 0.5            | 89                         | 69-120                 |
| Toluene      | mg/kg (ppm)        | 0.5            | 94                         | 70-117                 |
| Ethylbenzene | mg/kg (ppm)        | 0.5            | 95                         | 65-123                 |
| Xylenes      | mg/kg (ppm)        | 1.5            | 96                         | 66-120                 |
| Gasoline     | mg/kg (ppm)        | 20             | 90                         | 71-131                 |

FRIEDMAN & BRUYA, INC.

ENVIRONMENTAL CHEMISTS

Date of Report: 01/28/21

Date Received: 01/23/21

Project: 5409 SE Francis St, F&BI 101327

**QUALITY ASSURANCE RESULTS FROM THE ANALYSIS OF SOIL SAMPLES  
FOR TOTAL PETROLEUM HYDROCARBONS AS  
DIESEL EXTENDED USING METHOD NWTPH-D<sub>x</sub>**

Laboratory Code: 101329-01 (Matrix Spike)

| Analyte         | Reporting<br>Units | Spike<br>Level | Sample<br>Result<br>(Wet Wt) | Percent<br>Recovery<br>MS | Percent<br>Recovery<br>MSD | Acceptance<br>Criteria | RPD<br>(Limit 20) |
|-----------------|--------------------|----------------|------------------------------|---------------------------|----------------------------|------------------------|-------------------|
| Diesel Extended | mg/kg (ppm)        | 5,000          | <50                          | 102                       | 96                         | 64-133                 | 6                 |

Laboratory Code: Laboratory Control Sample

| Analyte         | Reporting<br>Units | Spike<br>Level | Percent<br>Recovery<br>LCS | Acceptance<br>Criteria |
|-----------------|--------------------|----------------|----------------------------|------------------------|
| Diesel Extended | mg/kg (ppm)        | 5,000          | 100                        | 58-147                 |

# FRIEDMAN & BRUYA, INC.

## ENVIRONMENTAL CHEMISTS

### **Data Qualifiers & Definitions**

a - The analyte was detected at a level less than five times the reporting limit. The RPD results may not provide reliable information on the variability of the analysis.

b - The analyte was spiked at a level that was less than five times that present in the sample. Matrix spike recoveries may not be meaningful.

ca - The calibration results for the analyte were outside of acceptance criteria. The value reported is an estimate.

c - The presence of the analyte may be due to carryover from previous sample injections.

cf - The sample was centrifuged prior to analysis.

d - The sample was diluted. Detection limits were raised and surrogate recoveries may not be meaningful.

dv - Insufficient sample volume was available to achieve normal reporting limits.

f - The sample was laboratory filtered prior to analysis.

fb - The analyte was detected in the method blank.

fc - The analyte is a common laboratory and field contaminant.

hr - The sample and duplicate were reextracted and reanalyzed. RPD results were still outside of control limits. Variability is attributed to sample inhomogeneity.

hs - Headspace was present in the container used for analysis.

ht - The analysis was performed outside the method or client-specified holding time requirement.

ip - Recovery fell outside of control limits due to sample matrix effects.

j - The analyte concentration is reported below the lowest calibration standard. The value reported is an estimate.

J - The internal standard associated with the analyte is out of control limits. The reported concentration is an estimate.

jl - The laboratory control sample(s) percent recovery and/or RPD were out of control limits. The reported concentration should be considered an estimate.

js - The surrogate associated with the analyte is out of control limits. The reported concentration should be considered an estimate.

lc - The presence of the analyte is likely due to laboratory contamination.

L - The reported concentration was generated from a library search.

nm - The analyte was not detected in one or more of the duplicate analyses. Therefore, calculation of the RPD is not applicable.

pc - The sample was received with incorrect preservation or in a container not approved by the method. The value reported should be considered an estimate.

ve - The analyte response exceeded the valid instrument calibration range. The value reported is an estimate.

vo - The value reported fell outside the control limits established for this analyte.

x - The sample chromatographic pattern does not resemble the fuel standard used for quantitation.

101327

SAMPLE CHAIN OF CUSTODY <sup>MUS</sup> 01-23-21 Box/VIS1

Send Report To Project Managers  
 Company Soil Solutions  
 Address 3540 SE 28th Avenue  
 City, State, Zip Portland, OR 97202  
 Phone # (503) 234-2118 Fax # (503) 331-7138

SAMPLERS (signature) [Signature]  
 PROJECT NAME/NO. 5409 SE Francis St  
 PO #             
 REMARKS           

Page # 1 of 1  
 TURNAROUND TIME  
 Standard  
 RUSH same day  
 Rush charges authorized by:             
 SAMPLE DISPOSAL  
 Dispose after 30 days  
 Return samples  
 Will call with instructions

| Sample ID | Lab ID | Date Sampled | Time Sampled | Sample Type | # of containers | ANALYSES REQUESTED                  |                                     |                                     |                                     |             |                      |                |               | Notes |   |
|-----------|--------|--------------|--------------|-------------|-----------------|-------------------------------------|-------------------------------------|-------------------------------------|-------------------------------------|-------------|----------------------|----------------|---------------|-------|---|
|           |        |              |              |             |                 | NWTPH-Dx                            | NWTPH-HCID                          | NWTPH-Gx                            | BTEX 8021B                          | BTEXN 8260C | PAHs (No N) 8270CCIM | PAHs 8270C SIM | Lead by 200.8 |       |   |
| DEWD      | 61A-D  | 1/22/21      |              | Soil        | RIZI<br>3 drums | <input checked="" type="checkbox"/> | <input checked="" type="checkbox"/> | <input checked="" type="checkbox"/> | <input checked="" type="checkbox"/> |             |                      |                |               |       | <input checked="" type="checkbox"/> PCBs<br><input checked="" type="checkbox"/> PCRA 8<br><br><input checked="" type="checkbox"/> per PT<br>1/25/21 MUS |
|           |        |              |              |             |                 |                                     |                                     |                                     |                                     |             |                      |                |               |       |   |
|           |        |              |              |             |                 |                                     |                                     |                                     |                                     |             |                      |                |               |       |   |
|           |        |              |              |             |                 |                                     |                                     |                                     |                                     |             |                      |                |               |       |   |
|           |        |              |              |             |                 |                                     |                                     |                                     |                                     |             |                      |                |               |       |   |
|           |        |              |              |             |                 |                                     |                                     |                                     |                                     |             |                      |                |               |       |   |
|           |        |              |              |             |                 |                                     |                                     |                                     |                                     |             |                      |                |               |       |   |
|           |        |              |              |             |                 |                                     |                                     |                                     |                                     |             |                      |                |               |       |   |
|           |        |              |              |             |                 |                                     |                                     |                                     |                                     |             |                      |                |               |       |   |
|           |        |              |              |             |                 |                                     |                                     |                                     |                                     |             |                      |                |               |       |   |

Samples received at Le OC

Riedman & Bruya, Inc.  
 3012 16th Avenue West  
 Seattle, WA 98119-2029  
 Ph. (206) 285-8282  
 Fax (206) 283-5044

| SIGNATURE          | PRINT NAME          | COMPANY    | DATE           | TIME        |
|--------------------|---------------------|------------|----------------|-------------|
| <u>[Signature]</u> | <u>Todd Jones</u>   | <u>SIS</u> | <u>1/22/21</u> |             |
| <u>[Signature]</u> | <u>Ann W. Burgs</u> | <u>ELB</u> | <u>1/23</u>    | <u>1700</u> |
| Received by:       |                     |            |                |             |
| Relinquished by:   |                     |            |                |             |

FRIEDMAN & BRUYA, INC.

ENVIRONMENTAL CHEMISTS

James E. Bruya, Ph.D.  
Yelena Aravkina, M.S.  
Michael Erdahl, B.S.  
Arina Podnozova, B.S.  
Eric Young, B.S.

3012 16th Avenue West  
Seattle, WA 98119-2029  
(206) 285-8282  
fbi@isomedia.com  
www.friedmanandbruya.com

February 3, 2021

Project Managers  
Soil Solutions  
3540 SE 28th Ave  
Portland, OR 97202

Dear Project Managers:

Included are the results from the testing of material submitted on January 30, 2021 from the 5409 SE Francis St, F&BI 101429 project. There are 3 pages included in this report. Any samples that may remain are currently scheduled for disposal in 30 days, or as directed by the Chain of Custody document. If you would like us to return your samples or arrange for long term storage at our offices, please contact us as soon as possible.

We appreciate this opportunity to be of service to you and hope you will call if you should have any questions.

Sincerely,

FRIEDMAN & BRUYA, INC.



Michael Erdahl  
Project Manager

Enclosures  
c: Soil Solutions Reports  
SSI0203R.DOC

FRIEDMAN & BRUYA, INC.

ENVIRONMENTAL CHEMISTS

Date of Report: 02/03/21  
Date Received: 01/30/21  
Project: 5409 SE Francis St, F&BI 101429  
Date Extracted: 02/01/21  
Date Analyzed: 02/01/21

**RESULTS FROM THE ANALYSIS OF SOIL SAMPLES  
FOR GASOLINE, DIESEL AND HEAVY OIL BY NWTPH-HCID**

Results Reported on a Dry Weight Basis  
Results Reported as Not Detected (ND) or Detected (D)

THE DATA PROVIDED BELOW WAS PERFORMED PER THE GUIDELINES ESTABLISHED BY THE WASHINGTON DEPARTMENT OF ECOLOGY AND WERE NOT DESIGNED TO PROVIDE INFORMATION WITH REGARDS TO THE ACTUAL IDENTIFICATION OF ANY MATERIAL PRESENT

| <u>Sample ID</u><br>Laboratory ID | <u>Gasoline</u> | <u>Diesel</u> | <u>Heavy Oil</u> | <u>Surrogate</u><br><u>(% Recovery)</u><br>(Limit 56-165) |
|-----------------------------------|-----------------|---------------|------------------|---|
| SG1@12.0'<br>101429-01            | ND              | ND            | ND               | 79  |
| SG2@12.0'<br>101429-02            | ND              | ND            | ND               | 84  |
| SG3@7.0'<br>101429-03             | ND              | ND            | ND               | 79  |
| SG4@3.5'<br>101429-04             | ND              | ND            | ND               | 88  |
| SG5@3.0'<br>101429-05             | ND              | ND            | ND               | 79  |
| SG6@8.0'<br>101429-06             | ND              | ND            | ND               | 79  |
| SG7@10.5'<br>101429-07            | ND              | ND            | ND               | 79  |
| SG8@10.5'<br>101429-08            | ND              | ND            | ND               | 78  |
| SG9@10.5'<br>101429-09            | ND              | ND            | ND               | 78  |
| SG10@10.5'<br>101429-10           | ND              | ND            | ND               | 86  |

FRIEDMAN & BRUYA, INC.

ENVIRONMENTAL CHEMISTS

Date of Report: 02/03/21  
Date Received: 01/30/21  
Project: 5409 SE Francis St, F&BI 101429  
Date Extracted: 02/01/21  
Date Analyzed: 02/01/21

**RESULTS FROM THE ANALYSIS OF SOIL SAMPLES  
FOR GASOLINE, DIESEL AND HEAVY OIL BY NWTPH-HCID**

Results Reported on a Dry Weight Basis  
Results Reported as Not Detected (ND) or Detected (D)

THE DATA PROVIDED BELOW WAS PERFORMED PER THE GUIDELINES ESTABLISHED BY THE WASHINGTON DEPARTMENT OF ECOLOGY AND WERE NOT DESIGNED TO PROVIDE INFORMATION WITH REGARDS TO THE ACTUAL IDENTIFICATION OF ANY MATERIAL PRESENT

| <u>Sample ID</u><br>Laboratory ID | <u>Gasoline</u> | <u>Diesel</u> | <u>Heavy Oil</u> | <u>Surrogate</u><br><u>(% Recovery)</u><br>(Limit 56-165) |
|-----------------------------------|-----------------|---------------|------------------|---|
| SG11@8.0'<br>101429-11            | ND              | ND            | ND               | 83  |
| SG12@8.0'<br>101429-12            | ND              | ND            | ND               | 80  |
| SG13@8.0'<br>101429-13            | ND              | ND            | ND               | 83  |
| SG14@8.0'<br>101429-14            | ND              | ND            | ND               | 79  |
| Method Blank<br>01-275 MB         | ND              | ND            | ND               | 86  |

ND - Material not detected at or above 20 mg/kg gas, 50 mg/kg diesel and 250 mg/kg heavy oil.

# FRIEDMAN & BRUYA, INC.

## ENVIRONMENTAL CHEMISTS

### **Data Qualifiers & Definitions**

a - The analyte was detected at a level less than five times the reporting limit. The RPD results may not provide reliable information on the variability of the analysis.

b - The analyte was spiked at a level that was less than five times that present in the sample. Matrix spike recoveries may not be meaningful.

ca - The calibration results for the analyte were outside of acceptance criteria. The value reported is an estimate.

c - The presence of the analyte may be due to carryover from previous sample injections.

cf - The sample was centrifuged prior to analysis.

d - The sample was diluted. Detection limits were raised and surrogate recoveries may not be meaningful.

dv - Insufficient sample volume was available to achieve normal reporting limits.

f - The sample was laboratory filtered prior to analysis.

fb - The analyte was detected in the method blank.

fc - The analyte is a common laboratory and field contaminant.

hr - The sample and duplicate were reextracted and reanalyzed. RPD results were still outside of control limits. Variability is attributed to sample inhomogeneity.

hs - Headspace was present in the container used for analysis.

ht - The analysis was performed outside the method or client-specified holding time requirement.

ip - Recovery fell outside of control limits due to sample matrix effects.

j - The analyte concentration is reported below the lowest calibration standard. The value reported is an estimate.

J - The internal standard associated with the analyte is out of control limits. The reported concentration is an estimate.

jl - The laboratory control sample(s) percent recovery and/or RPD were out of control limits. The reported concentration should be considered an estimate.

js - The surrogate associated with the analyte is out of control limits. The reported concentration should be considered an estimate.

lc - The presence of the analyte is likely due to laboratory contamination.

L - The reported concentration was generated from a library search.

nm - The analyte was not detected in one or more of the duplicate analyses. Therefore, calculation of the RPD is not applicable.

pc - The sample was received with incorrect preservation or in a container not approved by the method. The value reported should be considered an estimate.

ve - The analyte response exceeded the valid instrument calibration range. The value reported is an estimate.

vo - The value reported fell outside the control limits established for this analyte.

x - The sample chromatographic pattern does not resemble the fuel standard used for quantitation.

101429

SAMPLE CHAIN OF CUSTODY 01-30-21

VS3/B03

Send Report To Project Managers  
 Company Soil Solutions  
 Address 3540 SE 28th Avenue  
 City, State, Zip Portland, OR 97202  
 Phone # (503) 234-2118 Fax # (503) 331-7133

SAMPLES (Site) 5409 SE Francis St.  
 PROJECT NAME/NO. 5409 SE Francis St.  
 PO #   
 REMARKS

Page # 1 of 2  
 TURNAROUND TIME  
 Standard KAUSH  
 Rush charges authorized by: Same Day  
 SAMPLE DISPOSAL  
 Dispose after 30 days  
 Return samples  
 Will call with instructions

| Sample ID    | Lab ID | Date Sampled | Time Sampled | Sample Type | # of containers | ANALYSES REQUESTED                  |                                     |                                     |            |             |                      |                | Notes |               |
|--------------|--------|--------------|--------------|-------------|-----------------|-------------------------------------|-------------------------------------|-------------------------------------|------------|-------------|----------------------|----------------|-------|---------------|
|              |        |              |              |             |                 | NWTPH-Dx                            | NWTPH-HCID                          | NWTPH-Gx                            | BTEX 8021B | BTEXN 8260C | PAHs (No N) 8270CCIM | PAHs 8270C SIM |       | Lead by 200.8 |
| SL1 @ 12.0'  | 01A-C  | 1/29/21      |              | Soil        | 1x200<br>2x100  | <input checked="" type="checkbox"/> | <input checked="" type="checkbox"/> | <input checked="" type="checkbox"/> |            |             |                      |                |       |               |
| SL2 @ 12.0'  | 02     | 1/29/21      |              | Soil        | 1x200<br>2x100  | <input checked="" type="checkbox"/> | <input checked="" type="checkbox"/> | <input checked="" type="checkbox"/> |            |             |                      |                |       |               |
| SL3 @ 7.0'   | 03     | 1/29/21      |              | Soil        | 1x200<br>2x100  | <input checked="" type="checkbox"/> | <input checked="" type="checkbox"/> | <input checked="" type="checkbox"/> |            |             |                      |                |       |               |
| SL4 @ 3.5'   | 04     | 1/29/21      |              | Soil        | 1x200<br>2x100  | <input checked="" type="checkbox"/> | <input checked="" type="checkbox"/> | <input checked="" type="checkbox"/> |            |             |                      |                |       |               |
| SL5 @ 3.0'   | 05     | 1/29/21      |              | Soil        | 1x200<br>2x100  | <input checked="" type="checkbox"/> | <input checked="" type="checkbox"/> | <input checked="" type="checkbox"/> |            |             |                      |                |       |               |
| SL6 @ 8.0'   | 06     | 1/29/21      |              | Soil        | 1x200<br>2x100  | <input checked="" type="checkbox"/> | <input checked="" type="checkbox"/> | <input checked="" type="checkbox"/> |            |             |                      |                |       |               |
| SL7 @ 10.5'  | 07     | 1/29/21      |              | Soil        | 1x200<br>2x100  | <input checked="" type="checkbox"/> | <input checked="" type="checkbox"/> | <input checked="" type="checkbox"/> |            |             |                      |                |       |               |
| SL8 @ 10.5'  | 08     | 1/29/21      |              | Soil        | 1x200<br>2x100  | <input checked="" type="checkbox"/> | <input checked="" type="checkbox"/> | <input checked="" type="checkbox"/> |            |             |                      |                |       |               |
| SL9 @ 10.5'  | 09     | 1/29/21      |              | Soil        | 1x200<br>2x100  | <input checked="" type="checkbox"/> | <input checked="" type="checkbox"/> | <input checked="" type="checkbox"/> |            |             |                      |                |       |               |
| SL10 @ 10.5' | 10     | 1/29/21      |              | Soil        | 1x200<br>2x100  | <input checked="" type="checkbox"/> | <input checked="" type="checkbox"/> | <input checked="" type="checkbox"/> |            |             |                      |                |       |               |

Friedman & Bruya, Inc.  
 3012 16th Avenue West  
 Seattle, WA 98119-2029  
 Ph. (206) 285-8282  
 Fax (206) 283-5044

| SIGNATURE          | PRINT NAME | COMPANY | DATE    | TIME |
|--------------------|------------|---------|---------|------|
| <i>[Signature]</i> | Todd Frank | SJS     | 1/29/21 |      |
| <i>[Signature]</i> | Ann Bruya  | FRB     | 1/30/21 | 1000 |
| Received by:       |            |         |         |      |
| Relinquished by:   |            |         |         |      |
| Received by:       |            |         |         |      |
| Relinquished by:   |            |         |         |      |
| Received by:       |            |         |         |      |
| Relinquished by:   |            |         |         |      |

Samples received at 4 oc

101429

SAMPLE CHAIN OF CUSTODY 01-30-21

V53/1503

Send Report To Project Managers  
 Company Soil Solutions  
 Address 3540 SE 28th Avenue  
 City, State, Zip Portland, OR 97202  
 Phone # (503) 234-2118 Fax # (503) 331-7133

SAMPLE # 101429  
 PROJECT NAME/NO. 5409 SE Fairview St  
 PO #  
 REMARKS

Page # 2 of 2  
 FURNAROUND TIME  
 Standard  
 RUSH = Same Day  
 Rush charges authorized by:  
 SAMPLE DISPOSAL  
 Dispose after 30 days  
 Return samples  
 Will call with instructions

| Sample ID   | Lab ID | Date Sampled | Time Sampled | Sample Type | # of containers | ANALYSES REQUESTED |            |          |            |             |                      |                | Notes |               |
|-------------|--------|--------------|--------------|-------------|-----------------|--------------------|------------|----------|------------|-------------|----------------------|----------------|-------|---------------|
|             |        |              |              |             |                 | NWTPH-Dx           | NWTPH-HCID | NWTPH-Gx | BTEX 8021B | BTEXN 8260C | PAHs (No N) 8270CCIM | PAHs 8270C SIM |       | Lead by 200.8 |
| SE11 @ 8.0' | 11 AC  | 1/29/21      |              | Soil        | 1200L 2 BOTTLES | Y                  | Y          |          |            |             |                      |                |       |               |
| SE12 @ 8.0' | 12     | 1/29/21      |              | Soil        | 1200L 2 BOTTLES | Y                  | Y          |          |            |             |                      |                |       |               |
| SE13 @ 8.0' | 13     | 1/29/21      |              | Soil        | 1200L 2 BOTTLES | Y                  | Y          |          |            |             |                      |                |       |               |
| SE14 @ 8.0' | 14     | 1/29/21      |              | Soil        | 1200L 2 BOTTLES | Y                  | Y          |          |            |             |                      |                |       |               |

Friedman & Bruya, Inc.  
 3012 16th Avenue West  
 Seattle, WA 98119-2029  
 Ph. (206) 285-8282  
 Fax (206) 283-5044

| SIGNATURE                           |  | PRINT NAME |     | COMPANY |      | DATE | TIME |
|-------------------------------------|--|------------|-----|---------|------|------|------|
| Received by: <i>[Signature]</i>     |  | Todd Finn  | S/S | 1/29/21 |      |      |      |
| Relinquished by: <i>[Signature]</i> |  | Anna Bruya | F&B | 1/30/21 | 1000 |      |      |
| Received by:                        |  |            |     |         |      |      |      |
| Relinquished by:                    |  |            |     |         |      |      |      |
| Received by:                        |  |            |     |         |      |      |      |
| Relinquished by:                    |  |            |     |         |      |      |      |

Samples received at 4 °C

FRIEDMAN & BRUYA, INC.

ENVIRONMENTAL CHEMISTS

James E. Bruya, Ph.D.  
Yelena Aravkina, M.S.  
Michael Erdahl, B.S.  
Arina Podnozova, B.S.  
Eric Young, B.S.

3012 16th Avenue West  
Seattle, WA 98119-2029  
(206) 285-8282  
fbi@isomedia.com  
www.friedmanandbruya.com

March 2, 2021

Project Managers  
Soil Solutions  
3540 SE 28th Ave  
Portland, OR 97202

Dear Project Managers:

Included are the results from the testing of material submitted on February 23, 2021 from the 5409 SE Francis St, F&BI 102344 project. There are 4 pages included in this report. Any samples that may remain are currently scheduled for disposal in 30 days, or as directed by the Chain of Custody document. If you would like us to return your samples or arrange for long term storage at our offices, please contact us as soon as possible.

We appreciate this opportunity to be of service to you and hope you will call if you should have any questions.

Sincerely,

FRIEDMAN & BRUYA, INC.



Michael Erdahl  
Project Manager

Enclosures  
c: Soil Solutions Reports  
SSI0302R.DOC

FRIEDMAN & BRUYA, INC.

ENVIRONMENTAL CHEMISTS

Date of Report: 03/02/21  
Date Received: 02/23/21  
Project: 5409 SE Francis St, F&BI 102344  
Date Extracted: 02/23/21  
Date Analyzed: 02/23/21

**RESULTS FROM THE ANALYSIS OF SOIL SAMPLES  
FOR GASOLINE, DIESEL AND HEAVY OIL BY NWTPH-HCID**

Results Reported on a Dry Weight Basis  
Results Reported as Not Detected (ND) or Detected (D)

THE DATA PROVIDED BELOW WAS PERFORMED PER THE GUIDELINES ESTABLISHED BY THE WASHINGTON DEPARTMENT OF ECOLOGY AND WERE NOT DESIGNED TO PROVIDE INFORMATION WITH REGARDS TO THE ACTUAL IDENTIFICATION OF ANY MATERIAL PRESENT

| <u>Sample ID</u><br>Laboratory ID | <u>Gasoline</u> | <u>Diesel</u> | <u>Heavy Oil</u> | <u>Surrogate</u><br><u>(% Recovery)</u><br>(Limit 56-165) |
|-----------------------------------|-----------------|---------------|------------------|---|
| SG1@10.0'<br>102344-01            | ND              | ND            | ND               | 85  |
| SG2@10.0'<br>102344-02            | ND              | ND            | ND               | 80  |
| SG3@3.0'<br>102344-03             | ND              | ND            | D                | 86  |
| Method Blank<br>01-490 MB         | ND              | ND            | ND               | 84  |

ND - Material not detected at or above 20 mg/kg gas, 50 mg/kg diesel and 250 mg/kg heavy oil.

FRIEDMAN & BRUYA, INC.

ENVIRONMENTAL CHEMISTS

Date of Report: 03/02/21  
Date Received: 02/23/21  
Project: 5409 SE Francis St, F&BI 102344  
Date Extracted: 02/25/21  
Date Analyzed: 02/25/21

**RESULTS FROM THE ANALYSIS OF SOIL SAMPLES  
FOR TOTAL PETROLEUM HYDROCARBONS AS  
DIESEL AND MOTOR OIL  
USING METHOD NWTPH-Dx**

Results Reported on a Dry Weight Basis  
Results Reported as mg/kg (ppm)

| <u>Sample ID</u><br>Laboratory ID | <u>Diesel Range</u><br>(C <sub>10</sub> -C <sub>25</sub> ) | <u>Motor Oil Range</u><br>(C <sub>25</sub> -C <sub>36</sub> ) | <u>Surrogate</u><br><u>(% Recovery)</u><br>(Limit 48-168) |
|-----------------------------------|--|---|---|
| SG3@3.0'<br>102344-03             | 67 x   | 540   | 84  |
| Method Blank<br>01-494 MB2        | <50  | <250  | 84  |

FRIEDMAN & BRUYA, INC.

ENVIRONMENTAL CHEMISTS

Date of Report: 03/02/21

Date Received: 02/23/21

Project: 5409 SE Francis St, F&BI 102344

**QUALITY ASSURANCE RESULTS FROM THE ANALYSIS OF SOIL SAMPLES  
FOR TOTAL PETROLEUM HYDROCARBONS AS  
DIESEL EXTENDED USING METHOD NWTPH-D<sub>x</sub>**

Laboratory Code: 102368-01 (Matrix Spike)

| Analyte         | Reporting<br>Units | Spike<br>Level | Sample<br>Result<br>(Wet Wt) | Percent<br>Recovery<br>MS | Percent<br>Recovery<br>MSD | Acceptance<br>Criteria | RPD<br>(Limit 20) |
|-----------------|--------------------|----------------|------------------------------|---------------------------|----------------------------|------------------------|-------------------|
| Diesel Extended | mg/kg (ppm)        | 5,000          | 1,700                        | 92                        | 87                         | 73-135                 | 6                 |

Laboratory Code: Laboratory Control Sample

| Analyte         | Reporting<br>Units | Spike<br>Level | Percent<br>Recovery<br>LCS | Acceptance<br>Criteria |
|-----------------|--------------------|----------------|----------------------------|------------------------|
| Diesel Extended | mg/kg (ppm)        | 5,000          | 102                        | 74-139                 |

# FRIEDMAN & BRUYA, INC.

## ENVIRONMENTAL CHEMISTS

### **Data Qualifiers & Definitions**

a - The analyte was detected at a level less than five times the reporting limit. The RPD results may not provide reliable information on the variability of the analysis.

b - The analyte was spiked at a level that was less than five times that present in the sample. Matrix spike recoveries may not be meaningful.

ca - The calibration results for the analyte were outside of acceptance criteria. The value reported is an estimate.

c - The presence of the analyte may be due to carryover from previous sample injections.

cf - The sample was centrifuged prior to analysis.

d - The sample was diluted. Detection limits were raised and surrogate recoveries may not be meaningful.

dv - Insufficient sample volume was available to achieve normal reporting limits.

f - The sample was laboratory filtered prior to analysis.

fb - The analyte was detected in the method blank.

fc - The analyte is a common laboratory and field contaminant.

hr - The sample and duplicate were reextracted and reanalyzed. RPD results were still outside of control limits. Variability is attributed to sample inhomogeneity.

hs - Headspace was present in the container used for analysis.

ht - The analysis was performed outside the method or client-specified holding time requirement.

ip - Recovery fell outside of control limits due to sample matrix effects.

j - The analyte concentration is reported below the lowest calibration standard. The value reported is an estimate.

J - The internal standard associated with the analyte is out of control limits. The reported concentration is an estimate.

jl - The laboratory control sample(s) percent recovery and/or RPD were out of control limits. The reported concentration should be considered an estimate.

js - The surrogate associated with the analyte is out of control limits. The reported concentration should be considered an estimate.

lc - The presence of the analyte is likely due to laboratory contamination.

L - The reported concentration was generated from a library search.

nm - The analyte was not detected in one or more of the duplicate analyses. Therefore, calculation of the RPD is not applicable.

pc - The sample was received with incorrect preservation or in a container not approved by the method. The value reported should be considered an estimate.

ve - The analyte response exceeded the valid instrument calibration range. The value reported is an estimate.

vo - The value reported fell outside the control limits established for this analyte.

x - The sample chromatographic pattern does not resemble the fuel standard used for quantitation.

102344

SAMPLE CHAIN OF CUSTODY *ME* *02/23/21*

DOB/154

Send Report To Project Managers

SAMPLERS *Handwritten Signature*

Page # 1 of 1  
TURNAROUND TIME

Company Soil Solutions

Address 3540 SE 28th Avenue

City, State, Zip Portland, OR 97202

Phone # (503) 234-2118 Fax # (503) 331-7133

PROJECT NAME/NO. 5409 SE Francis St

PO #

REMARKS

SAMPLE DISPOSAL  
 Rush charges authorized by: Same Day  
 Return samples  
 Will call with instructions

| Sample ID   | Lab ID | Date Sampled | Time Sampled | Sample Type | # of containers | ANALYSES REQUESTED |            |          |            |             |                      | Notes |                |               |  |
|-------------|--------|--------------|--------------|-------------|-----------------|--------------------|------------|----------|------------|-------------|----------------------|-------|----------------|---------------|--|
|             |        |              |              |             |                 | NWTPH-Dx           | NWTPH-HCID | NWTPH-Gx | BTEX 8021B | BTEXN 8260C | PAHs (No N) 8270CCIM |       | PAHs 8270C SIM | Lead by 200.8 |  |
| SG1 @ 10.0' | 01A-C  | 2/22/21      |              | Soil        | 1V28<br>1XV64   | Y                  | Y          |          |            |             |                      |       |                |               |  |
| SG2 @ 10.0' | 02-1   | 2/22/21      |              | Soil        | 1V28<br>1XV64   | Y                  | Y          |          |            |             |                      |       |                |               |  |
| SG3 @ 3.0'  | 03-1   | 2/22/21      |              | Soil        | 1V28<br>1XV64   | (Y)                | Y          |          |            |             |                      |       |                |               |  |

Friedman & Bruza, Inc.  
 3012 16th Avenue West  
 Seattle, WA 98119-2029  
 Ph. (206) 285-8282  
 Fax (206) 283-5044

| SIGNATURE                    | PRINT NAME | COMPANY | DATE    | TIME |
|------------------------------|------------|---------|---------|------|
| <i>Handwritten Signature</i> | Todd Timm  | S/S     | 2/23/21 |      |
| <i>Handwritten Signature</i> | Mohan Pham | FIRST   | 2/23/21 | 0450 |
| Received by:                 |            |         |         |      |
| Received by:                 |            |         |         |      |

FRIEDMAN & BRUYA, INC.

ENVIRONMENTAL CHEMISTS

James E. Bruya, Ph.D.  
Yelena Aravkina, M.S.  
Michael Erdahl, B.S.  
Arina Podnozova, B.S.  
Eric Young, B.S.

3012 16th Avenue West  
Seattle, WA 98119-2029  
(206) 285-8282  
fbi@isomedia.com  
www.friedmanandbruya.com

March 8, 2021

Project Managers  
Soil Solutions  
3540 SE 28th Ave  
Portland, OR 97202

Dear Project Managers:

Included are the results from the testing of material submitted on March 5, 2021 from the 5409 SE Francis St, F&BI 103101 project. There are 3 pages included in this report. Any samples that may remain are currently scheduled for disposal in 30 days, or as directed by the Chain of Custody document. If you would like us to return your samples or arrange for long term storage at our offices, please contact us as soon as possible.

We appreciate this opportunity to be of service to you and hope you will call if you should have any questions.

Sincerely,

FRIEDMAN & BRUYA, INC.



Michael Erdahl  
Project Manager

Enclosures  
c: Soil Solutions Reports  
SSI0308R.DOC

FRIEDMAN & BRUYA, INC.

ENVIRONMENTAL CHEMISTS

Date of Report: 03/08/21  
Date Received: 03/05/21  
Project: 5409 SE Francis St, F&BI 103101  
Date Extracted: 03/05/21  
Date Analyzed: 03/05/21

**RESULTS FROM THE ANALYSIS OF SOIL SAMPLES  
FOR GASOLINE, DIESEL AND HEAVY OIL BY NWTPH-HCID**

Results Reported on a Dry Weight Basis  
Results Reported as Not Detected (ND) or Detected (D)

THE DATA PROVIDED BELOW WAS PERFORMED PER THE GUIDELINES ESTABLISHED BY THE WASHINGTON DEPARTMENT OF ECOLOGY AND WERE NOT DESIGNED TO PROVIDE INFORMATION WITH REGARDS TO THE ACTUAL IDENTIFICATION OF ANY MATERIAL PRESENT

| <u>Sample ID</u><br>Laboratory ID | <u>Gasoline</u> | <u>Diesel</u> | <u>Heavy Oil</u> | <u>Surrogate</u><br><u>(% Recovery)</u><br>(Limit 56-165) |
|-----------------------------------|-----------------|---------------|------------------|---|
| SG4@9.0'<br>103101-01             | ND              | ND            | ND               | 79  |
| SG5@9.0'<br>103101-02             | ND              | ND            | ND               | 80  |
| SG6@9.0'<br>103101-03             | ND              | ND            | ND               | 84  |
| SG7@9.0'<br>103101-04             | ND              | ND            | ND               | 79  |
| SG8@9.0'<br>103101-05             | ND              | ND            | ND               | 78  |
| SG9@9.0'<br>103101-06             | ND              | ND            | ND               | 78  |
| SG10@7.5'<br>103101-07            | ND              | ND            | ND               | 84  |
| SG11@7.5'<br>103101-08            | ND              | ND            | ND               | 79  |
| SG12@7.5'<br>103101-09            | ND              | ND            | ND               | 77  |

FRIEDMAN & BRUYA, INC.

ENVIRONMENTAL CHEMISTS

Date of Report: 03/08/21  
Date Received: 03/05/21  
Project: 5409 SE Francis St, F&BI 103101  
Date Extracted: 03/05/21  
Date Analyzed: 03/05/21

**RESULTS FROM THE ANALYSIS OF SOIL SAMPLES  
FOR GASOLINE, DIESEL AND HEAVY OIL BY NWTPH-HCID**

Results Reported on a Dry Weight Basis  
Results Reported as Not Detected (ND) or Detected (D)

THE DATA PROVIDED BELOW WAS PERFORMED PER THE GUIDELINES ESTABLISHED BY THE WASHINGTON DEPARTMENT OF ECOLOGY AND WERE NOT DESIGNED TO PROVIDE INFORMATION WITH REGARDS TO THE ACTUAL IDENTIFICATION OF ANY MATERIAL PRESENT

| <u>Sample ID</u><br>Laboratory ID | <u>Gasoline</u> | <u>Diesel</u> | <u>Heavy Oil</u> | <u>Surrogate</u><br><u>(% Recovery)</u><br>(Limit 56-165) |
|-----------------------------------|-----------------|---------------|------------------|---|
| SG13@7.5'<br>103101-10            | ND              | ND            | ND               | 78  |
| SG14@7.5'<br>103101-11            | ND              | ND            | ND               | 85  |
| SG15@7.5'<br>103101-12            | ND              | ND            | ND               | 83  |
| Method Blank<br>01-539 MB         | ND              | ND            | ND               | 80  |

ND - Material not detected at or above 20 mg/kg gas, 50 mg/kg diesel and 250 mg/kg heavy oil.

# FRIEDMAN & BRUYA, INC.

## ENVIRONMENTAL CHEMISTS

### **Data Qualifiers & Definitions**

a - The analyte was detected at a level less than five times the reporting limit. The RPD results may not provide reliable information on the variability of the analysis.

b - The analyte was spiked at a level that was less than five times that present in the sample. Matrix spike recoveries may not be meaningful.

ca - The calibration results for the analyte were outside of acceptance criteria. The value reported is an estimate.

c - The presence of the analyte may be due to carryover from previous sample injections.

cf - The sample was centrifuged prior to analysis.

d - The sample was diluted. Detection limits were raised and surrogate recoveries may not be meaningful.

dv - Insufficient sample volume was available to achieve normal reporting limits.

f - The sample was laboratory filtered prior to analysis.

fb - The analyte was detected in the method blank.

fc - The analyte is a common laboratory and field contaminant.

hr - The sample and duplicate were reextracted and reanalyzed. RPD results were still outside of control limits. Variability is attributed to sample inhomogeneity.

hs - Headspace was present in the container used for analysis.

ht - The analysis was performed outside the method or client-specified holding time requirement.

ip - Recovery fell outside of control limits due to sample matrix effects.

j - The analyte concentration is reported below the lowest calibration standard. The value reported is an estimate.

J - The internal standard associated with the analyte is out of control limits. The reported concentration is an estimate.

jl - The laboratory control sample(s) percent recovery and/or RPD were out of control limits. The reported concentration should be considered an estimate.

js - The surrogate associated with the analyte is out of control limits. The reported concentration should be considered an estimate.

lc - The presence of the analyte is likely due to laboratory contamination.

L - The reported concentration was generated from a library search.

nm - The analyte was not detected in one or more of the duplicate analyses. Therefore, calculation of the RPD is not applicable.

pc - The sample was received with incorrect preservation or in a container not approved by the method. The value reported should be considered an estimate.

ve - The analyte response exceeded the valid instrument calibration range. The value reported is an estimate.

vo - The value reported fell outside the control limits established for this analyte.

x - The sample chromatographic pattern does not resemble the fuel standard used for quantitation.

103101

SAMPLE CHAIN OF CUSTODY

ME 08/05/21

VS2/403

Send Report To Project Managers

Company Soil Solutions

Address 3540 SE 28th Avenue

City, State, Zip Portland, OR 97202

Phone # (503) 234-2118 Fax # (503) 331-7133

Page # 1 of 2

TURNAROUND TIME

Standard  RUSH  Same Day  
Rush charges authorized by: *[Signature]*

SAMPLE DISPOSAL

Dispose after 30 days  
 Return samples  
 Will call with instructions

SAMPLERS (signature)

*[Signature]*

PROJECT NAME/NO.

5409 SE Francis St

REMARKS

ANALYSES REQUESTED

- NWTPH-Dx
- NWTPH-HCID
- NWTPH-Gx
- BTEX 8021B
- BTEXN 8260C
- PAHs (No N) 8270CCIM
- PAHs 8270C SIM
- Lead by 200.8

| Sample ID   | Lab ID | Date Sampled | Time Sampled | Sample Type | # of containers | ANALYSES REQUESTED | Notes |
|-------------|--------|--------------|--------------|-------------|-----------------|--------------------|-------|
| SL4 @ 9.0'  | 01     | 3/4/21       |              | Soil        | 1V200<br>2V000  |                    |       |
| SL5 @ 9.0'  | 02     | 3/4/21       |              | Soil        | 1V200<br>2V000  |                    |       |
| SL6 @ 9.0'  | 03     | 3/4/21       |              | Soil        | 1V200<br>2V000  |                    |       |
| SL7 @ 9.0'  | 04     | 3/4/21       |              | Soil        | 1V200<br>2V000  |                    |       |
| SL8 @ 9.6'  | 05     | 3/4/21       |              | Soil        | 1V200<br>2V000  |                    |       |
| SL9 @ 9.0'  | 06     | 3/4/21       |              | Soil        | 1V200<br>2V000  |                    |       |
| SL10 @ 7.5' | 07     | 3/4/21       |              | Soil        | 1V200<br>2V000  |                    |       |
| SL11 @ 7.5' | 08     | 3/4/21       |              | Soil        | 1V200<br>2V000  |                    |       |
| SL12 @ 7.5' | 09     | 3/4/21       |              | Soil        | 1V200<br>2V000  |                    |       |
| SL13 @ 7.5' | 10     | 3/4/21       |              | Soil        | 1V200<br>2V000  |                    |       |

|                                     |            |            |  |
|-------------------------------------|------------|------------|--|
| SIGNATURE                           |            | PRINT NAME |  |
| Relinquished by: <i>[Signature]</i> | TOTH Tomyh |            |  |
| Received by: <i>[Signature]</i>     | Khan Phan  |            |  |
| Relinquished by:                    | FEB I      |            |  |
| Received by:                        | DATE       | TIME       |  |
|                                     | 3/4/21     |            |  |
|                                     | 3/5/21     | 0910       |  |

Friedman & Bruya, Inc.  
 3012 16th Avenue West  
 Seattle, WA 98119-3029  
 Ph. (206) 285-8282  
 Fax (206) 283-5044

Samples received at 4:00

103101

SAMPLE CHAIN OF CUSTODY

ME 03/05/21

VS2/2 703 2

Send Report To Project Managers

Company Soil Solutions

Address 3540 SE 28th Avenue

City, State, Zip Portland, OR 97202

Phone # (503) 234-2118 Fax # (503) 331-7133

SAMPLERS Signature

PROJECT NAME/NO. 5409 SE Francis St.

PO #

REMARKS

TURNAROUND TIME

Standard KRUSH - Same Day flush charges authorized by:

SAMPLE DISPOSAL  Dispose after 30 days  Return samples  Will call with instructions

| Sample ID   | Lab ID | Date Sampled | Time Sampled | Sample Type | # of containers          | ANALYSES REQUESTED |                                     |          |            |             |                      |                | Notes |               |  |  |
|-------------|--------|--------------|--------------|-------------|--------------------------|--------------------|-------------------------------------|----------|------------|-------------|----------------------|----------------|-------|---------------|--|--|
|             |        |              |              |             |                          | NWTPH-Dx           | NWTPH-HCID                          | NWTPH-Gx | BTEX 8021B | BTEXN 8260C | PAHs (No N) 8270CCIM | PAHs 8270C SIM |       | Lead by 200.8 |  |  |
| S614 @ 7.5' | 11 AC  | 3/4/21       |              | Soil        | 1x25L<br>2x50L<br>2x100L |                    | <input checked="" type="checkbox"/> |          |            |             |                      |                |       |               |  |  |
| S615 @ 7.5' | 12 Y   | 3/4/21       |              | Soil        |                          |                    | <input checked="" type="checkbox"/> |          |            |             |                      |                |       |               |  |  |
|             |        |              |              |             |                          |                    |                                     |          |            |             |                      |                |       |               |  |  |
|             |        |              |              |             |                          |                    |                                     |          |            |             |                      |                |       |               |  |  |
|             |        |              |              |             |                          |                    |                                     |          |            |             |                      |                |       |               |  |  |
|             |        |              |              |             |                          |                    |                                     |          |            |             |                      |                |       |               |  |  |
|             |        |              |              |             |                          |                    |                                     |          |            |             |                      |                |       |               |  |  |
|             |        |              |              |             |                          |                    |                                     |          |            |             |                      |                |       |               |  |  |
|             |        |              |              |             |                          |                    |                                     |          |            |             |                      |                |       |               |  |  |
|             |        |              |              |             |                          |                    |                                     |          |            |             |                      |                |       |               |  |  |
|             |        |              |              |             |                          |                    |                                     |          |            |             |                      |                |       |               |  |  |
|             |        |              |              |             |                          |                    |                                     |          |            |             |                      |                |       |               |  |  |
|             |        |              |              |             |                          |                    |                                     |          |            |             |                      |                |       |               |  |  |
|             |        |              |              |             |                          |                    |                                     |          |            |             |                      |                |       |               |  |  |

Friedman & Bruya, Inc. 3012 16th Avenue West Seattle, WA 98119-2029 Ph. (206) 285-8282 Fax (206) 283-5044

| SIGNATURE                    | PRINT NAME | COMPANY | DATE   | TIME |
|------------------------------|------------|---------|--------|------|
| Relinquished by: [Signature] | Todd Smith | SLS     | 3/4/21 |      |
| Received by: [Signature]     | Phan Phan  | F&B+    | 3/5/21 | 0910 |
| Relinquished by:             |            |         |        |      |
| Received by:                 |            |         |        |      |

Samples received at 4:00

FRIEDMAN & BRUYA, INC.

ENVIRONMENTAL CHEMISTS

James E. Bruya, Ph.D.  
Yelena Aravkina, M.S.  
Michael Erdahl, B.S.  
Arina Podnozova, B.S.  
Eric Young, B.S.

3012 16th Avenue West  
Seattle, WA 98119-2029  
(206) 285-8282  
fbi@isomedia.com  
www.friedmanandbruya.com

May 13, 2019

Nick Thornton, Project Manager  
Soil Solutions  
3540 SE 28th Ave  
Portland, OR 97202

Dear Mr Thornton:

Included are the results from the testing of material submitted on May 9, 2019 from the 5409 SE Francis St, F&BI 905182 project. There are 3 pages included in this report. Any samples that may remain are currently scheduled for disposal in 30 days, or as directed by the Chain of Custody document. If you would like us to return your samples or arrange for long term storage at our offices, please contact us as soon as possible.

We appreciate this opportunity to be of service to you and hope you will call if you should have any questions.

Sincerely,

FRIEDMAN & BRUYA, INC.



Michael Erdahl  
Project Manager

Enclosures  
c: Soil Solutions A/P  
SSI0513R.DOC

FRIEDMAN & BRUYA, INC.

ENVIRONMENTAL CHEMISTS

Date of Report: 05/13/19  
Date Received: 05/09/19  
Project: 5409 SE Francis St, F&BI 905182  
Date Extracted: 05/09/19  
Date Analyzed: 05/09/19

**RESULTS FROM THE ANALYSIS OF SOIL SAMPLES  
FOR GASOLINE, DIESEL AND HEAVY OIL BY NWTPH-HCID**

Results Reported on a Dry Weight Basis  
Results Reported as Not Detected (ND) or Detected (D)

THE DATA PROVIDED BELOW WAS PERFORMED PER THE GUIDELINES ESTABLISHED BY THE WASHINGTON DEPARTMENT OF ECOLOGY AND WERE NOT DESIGNED TO PROVIDE INFORMATION WITH REGARDS TO THE ACTUAL IDENTIFICATION OF ANY MATERIAL PRESENT

| <u>Sample ID</u><br>Laboratory ID | <u>Gasoline</u> | <u>Diesel</u> | <u>Heavy Oil</u> | <u>Surrogate</u><br><u>(% Recovery)</u><br>(Limit 53-144) |
|-----------------------------------|-----------------|---------------|------------------|---|
| T1-S1@10.8'-12.8'<br>905182-01    | ND              | ND            | ND               | 74  |
| T1-S2@10.8'-12.8'<br>905182-02    | ND              | ND            | ND               | 72  |
| T1-S3@10.8'-12.8'<br>905182-03    | ND              | ND            | ND               | 81  |
| T1-S4@10.8'-12.8'<br>905182-04    | ND              | ND            | ND               | 71  |
| T2-S1@9.1'-11.1'<br>905182-05     | ND              | ND            | ND               | 72  |
| T2-S2@9.1'-11.1'<br>905182-06     | ND              | ND            | ND               | 71  |
| T2-S3@9.1'-11.1'<br>905182-07     | ND              | ND            | ND               | 77  |
| T3-S1@9.2'-11.2'<br>905182-08     | ND              | ND            | ND               | 104   |
| T3-S2@9.2'-11.2'<br>905182-09     | ND              | ND            | ND               | 96  |
| T2-T3-S3@9.2'-11.2'<br>905182-10  | ND              | ND            | ND               | 104   |
| T3-S4@9.2'-11.2'<br>905182-11     | ND              | ND            | ND               | 97  |

FRIEDMAN & BRUYA, INC.

ENVIRONMENTAL CHEMISTS

Date of Report: 05/13/19  
Date Received: 05/09/19  
Project: 5409 SE Francis St, F&BI 905182  
Date Extracted: 05/09/19  
Date Analyzed: 05/09/19

**RESULTS FROM THE ANALYSIS OF SOIL SAMPLES  
FOR GASOLINE, DIESEL AND HEAVY OIL BY NWTPH-HCID**

Results Reported on a Dry Weight Basis  
Results Reported as Not Detected (ND) or Detected (D)

THE DATA PROVIDED BELOW WAS PERFORMED PER THE GUIDELINES ESTABLISHED BY THE WASHINGTON DEPARTMENT OF ECOLOGY AND WERE NOT DESIGNED TO PROVIDE INFORMATION WITH REGARDS TO THE ACTUAL IDENTIFICATION OF ANY MATERIAL PRESENT

| <u>Sample ID</u><br>Laboratory ID | <u>Gasoline</u> | <u>Diesel</u> | <u>Heavy Oil</u> | Surrogate<br>(% Recovery)<br>(Limit 53-144) |
|-----------------------------------|-----------------|---------------|------------------|---|
| Surface S5@0.6'<br>905182-12      | ND              | ND            | D                | 93  |
| Pump-S1@4'-5'<br>905182-13        | ND              | ND            | ND               | 96  |
| Pump-S2@4'-5'<br>905182-14        | ND              | ND            | ND               | 100   |
| Method Blank<br>09-1080 MB        | ND              | ND            | ND               | 89  |

ND - Material not detected at or above 20 mg/kg gas, 50 mg/kg diesel and 250 mg/kg heavy oil.

# FRIEDMAN & BRUYA, INC.

## ENVIRONMENTAL CHEMISTS

### **Data Qualifiers & Definitions**

a - The analyte was detected at a level less than five times the reporting limit. The RPD results may not provide reliable information on the variability of the analysis.

b - The analyte was spiked at a level that was less than five times that present in the sample. Matrix spike recoveries may not be meaningful.

ca - The calibration results for the analyte were outside of acceptance criteria. The value reported is an estimate.

c - The presence of the analyte may be due to carryover from previous sample injections.

cf - The sample was centrifuged prior to analysis.

d - The sample was diluted. Detection limits were raised and surrogate recoveries may not be meaningful.

dv - Insufficient sample volume was available to achieve normal reporting limits.

f - The sample was laboratory filtered prior to analysis.

fb - The analyte was detected in the method blank.

fc - The analyte is a common laboratory and field contaminant.

hr - The sample and duplicate were reextracted and reanalyzed. RPD results were still outside of control limits. Variability is attributed to sample inhomogeneity.

hs - Headspace was present in the container used for analysis.

ht - The analysis was performed outside the method or client-specified holding time requirement.

ip - Recovery fell outside of control limits due to sample matrix effects.

j - The analyte concentration is reported below the lowest calibration standard. The value reported is an estimate.

J - The internal standard associated with the analyte is out of control limits. The reported concentration is an estimate.

jl - The laboratory control sample(s) percent recovery and/or RPD were out of control limits. The reported concentration should be considered an estimate.

js - The surrogate associated with the analyte is out of control limits. The reported concentration should be considered an estimate.

lc - The presence of the analyte is likely due to laboratory contamination.

L - The reported concentration was generated from a library search.

nm - The analyte was not detected in one or more of the duplicate analyses. Therefore, calculation of the RPD is not applicable.

pc - The sample was received with incorrect preservation or in a container not approved by the method. The value reported should be considered an estimate.

ve - The analyte response exceeded the valid instrument calibration range. The value reported is an estimate.

vo - The value reported fell outside the control limits established for this analyte.

x - The sample chromatographic pattern does not resemble the fuel standard used for quantitation.

905782

SAMPLE CHAIN OF CUSTODY

ME 05/09/19 Day 1 of 2 VSY

Send Report To Nick Thornton

Company Soil Solutions

Address 3540 SE 28th Avenue

City, State, Zip Portland, OR 97202

Phone # (503) 234-2118 Fax # (503) 331-7133

SAMPLES (signature)  
PROJECT NAME/NO. 5409 SE Francis St

PO #

REMARKS

TURNAROUND TIME

Standard  
 RUSH  
Rush charges authorized by:

SAMPLE DISPOSAL  
 Dispose after 30 days  
 Return samples  
 Will call with instructions

| Sample ID             | Lab ID | Date Sampled | Time Sampled | Sample Type | # of containers | ANALYSES REQUESTED                  |                                     |                                     |            |             |                      |                | Notes |               |  |
|-----------------------|--------|--------------|--------------|-------------|-----------------|-------------------------------------|-------------------------------------|-------------------------------------|------------|-------------|----------------------|----------------|-------|---------------|--|
|                       |        |              |              |             |                 | NWTPH-Dx                            | NWTPH-HCID                          | NWTPH-Gx                            | BTEX 8021B | BTEXN 8260C | PAHs (No N) 8270CCIM | PAHs 8270C SIM |       | Lead by 200.8 |  |
| T1-S1 @ 10.8' - 12.8' | 01     | 5/8/19       |              | SOI:2       | 1               | <input checked="" type="checkbox"/> | <input checked="" type="checkbox"/> | <input checked="" type="checkbox"/> |            |             |                      |                |       |               |  |
| T1-S2 @ 10.8' - 12.8' | 02     |              |              |             | 1               | <input checked="" type="checkbox"/> | <input checked="" type="checkbox"/> | <input checked="" type="checkbox"/> |            |             |                      |                |       |               |  |
| T1-S3 @ 10.8' - 12.8' | 03     |              |              |             | 1               | <input checked="" type="checkbox"/> | <input checked="" type="checkbox"/> | <input checked="" type="checkbox"/> |            |             |                      |                |       |               |  |
| T1-S1 @ 10.8' - 12.8' | 04     |              |              |             | 1               | <input checked="" type="checkbox"/> | <input checked="" type="checkbox"/> | <input checked="" type="checkbox"/> |            |             |                      |                |       |               |  |
| T2-S1 @ 9.1' - 11.1'  | 05     |              |              |             | 1               | <input checked="" type="checkbox"/> | <input checked="" type="checkbox"/> | <input checked="" type="checkbox"/> |            |             |                      |                |       |               |  |
| T2-S2 @ 9.1' - 11.1'  | 06     |              |              |             | 1               | <input checked="" type="checkbox"/> | <input checked="" type="checkbox"/> | <input checked="" type="checkbox"/> |            |             |                      |                |       |               |  |
| T2-S3 @ 9.1' - 11.1'  | 07     |              |              |             | 1               | <input checked="" type="checkbox"/> | <input checked="" type="checkbox"/> | <input checked="" type="checkbox"/> |            |             |                      |                |       |               |  |
| T3-S1 @ 9.2' - 11.2'  | 08     |              |              |             | 1               | <input checked="" type="checkbox"/> | <input checked="" type="checkbox"/> | <input checked="" type="checkbox"/> |            |             |                      |                |       |               |  |
| T3-S2 @ 9.2' - 11.2'  | 09     |              |              |             | 1               | <input checked="" type="checkbox"/> | <input checked="" type="checkbox"/> | <input checked="" type="checkbox"/> |            |             |                      |                |       |               | Sample jar labeled T3S2 @ 9.2' - 11.2' |

Friedman & Bruya, Inc.  
3012 16th Avenue West  
Seattle, WA 98119-2029  
Ph. (206) 285-8282  
Fax (206) 283-5044

| SIGNATURE        | PRINT NAME | COMPANY | DATE   | TIME |
|------------------|------------|---------|--------|------|
|                  | R. Pham    | S/S     | 5/8/19 |      |
| Received by:     | R. Pham    | FERT    | 5/9/19 | 1030 |
| Relinquished by: |            |         |        |      |
| Received by:     |            |         |        |      |

Samples received at 4 °C

**SAMPLE CHAIN OF CUSTODY**

905183

ME 05/09/19 204/108  
2 V54


Send Report To Nick Thornton

Company Soil Solutions

Address 3540 SE 28th Avenue

City, State, Zip Portland, OR 97202

Phone # (503) 234-2118 Fax # (503) 331-7133

SAMPLERS (signature) 

PROJECT NAME/NO. 5409 SC Francis St

PO #

REMARKS

Page # 1 of 1

TURNAROUND TIME

Standard

RUSH

Rush charges authorized by: \_\_\_\_\_

SAMPLE DISPOSAL


Dispose after 30 days

Return samples

Will call with instructions

| Sample ID            | Lab ID | Date Sampled | Time Sampled | Sample Type | # of containers | ANALYSES REQUESTED                  |                                     |          |            |             |                      |                | Notes |               |
|----------------------|--------|--------------|--------------|-------------|-----------------|-------------------------------------|-------------------------------------|----------|------------|-------------|----------------------|----------------|-------|---------------|
|                      |        |              |              |             |                 | NWTPH-Dx                            | NWTPH-HCID                          | NWTPH-Gx | BTEX 8021B | BTEXN 8260C | PAHs (No N) 8270CCIM | PAHs 8270C SIM |       | Lead by 200.8 |
| T3-S3 @ 9.2' - 11.2' | 10     | 5/8/19       |              | Soil        | 1               | <input checked="" type="checkbox"/> | <input checked="" type="checkbox"/> |          |            |             |                      |                |       |               |
| T3-S4 @ 9.2' - 11.2' | 11     |              |              |             | 1               | <input checked="" type="checkbox"/> | <input checked="" type="checkbox"/> |          |            |             |                      |                |       |               |
| Surface 55 @ 0.6'    | 12 A-C |              |              |             | 3               | <input checked="" type="checkbox"/> | <input checked="" type="checkbox"/> |          |            |             |                      |                |       |               |
| Pump-S1 @ 4'-5'      | 13     |              |              |             | 1               | <input checked="" type="checkbox"/> | <input checked="" type="checkbox"/> |          |            |             |                      |                |       |               |
| Pump-S2 @ 4'-5'      | 14     |              |              |             | 1               | <input checked="" type="checkbox"/> | <input checked="" type="checkbox"/> |          |            |             |                      |                |       |               |

Friedman & Bruja, Inc.  
3012 16th Avenue West  
Seattle, WA 98119-2029  
Ph. (206) 285-8282  
Fax (206) 283-5044

| SIGNATURE   | PRINT NAME | COMPANY | DATE   | TIME |
|---|------------|---------|--------|------|
|  | Antonio R. | S/S     | 5/8/19 |      |
| Received by: <u>mf</u>  | Phan Phan  | FISS    | 5/9/19 | 1030 |
| Relinquished by:  |            |         |        |      |
| Received by:  |            |         |        |      |

## Appendix C

### Disposal Receipts



Hillsboro Landfill, Inc  
 3205 SE Minter Bridge  
 Hillsboro, OR, 97123  
 Ph: (503)-640-9427

Reprint  
 Ticket# 1594148

Customer Name SOILSOLUTION SOIL SOLUTIONS E Carrier SOIL SOLUTIONS ENVIR  
 Ticket Date 02/24/2021 Vehicle# 28 Volume  
 Payment Type Credit Account Container  
 Manual Ticket# Driver DAN  
 Hauling Ticket# Check#  
 Route Billing # 0002022  
 State Waste Code Gen EPA ID  
 Manifest NA  
 Destination Grid  
 PO  
 Profile 134786OR (LF02 Diesel Fuel/Fuel Oil Contaminated Soil)  
 Generator 168-ATANAS VLAEW ATANAS VLAEW 5409 SE FRANCIS ST PORTLAND OR 97206

|     | Time                | Scale     | Operator | Inbound | Gross | 47640 lb |
|-----|---------------------|-----------|----------|---------|-------|----------|
| In  | 02/24/2021 14:41:40 | Inbound 1 | CJOHNS81 |         | Tare  | 31300 lb |
| Out | 02/24/2021 14:59:02 | Outbound  | CJOHNS81 |         | Net   | 16340 lb |
|     |                     |           |          |         | Tons  | 8.17     |

Comments

Consumer Comments? We want to know. Please call.

| Product              | LD% | Qty  | UOM  | Rate | Tax | Amount | Origin  |
|----------------------|-----|------|------|------|-----|--------|---------|
| 1 Cont Soil Pet-RGC- | 100 | 8.17 | Tons |      |     |        | MULT-IN |
| 2 EVF-P-Standard Env | 100 |      | %    |      |     |        |         |

Total Tax  
 Total Ticket

Driver`s Signature



Hillsboro Landfill, Inc  
 3205 SE Minter Bridge  
 Hillsboro, OR, 97123  
 Ph: (503)-640-9427

Reprint  
 Ticket# 1593518

Customer Name SOILSOLUTION SOIL SOLUTIONS E Carrier SOIL SOLUTIONS ENVIR  
 Ticket Date 02/17/2021 Vehicle# 28 Volume  
 Payment Type Credit Account Container  
 Manual Ticket# Driver DAN  
 Hauling Ticket# Check#  
 Route Billing # 0002022  
 State Waste Code Gen EPA ID  
 Manifest NA  
 Destination Grid  
 PO  
 Profile 134786OR (LF02 Diesel Fuel/Fuel Oil Contaminated Soil)  
 Generator 168-ATANAS VLAEW ATANAS VLAEW 5409 SE FRANCIS ST PORTLAND OR 97206

|     | Time                | Scale     | Operator | Inbound | Gross | 57820 lb |
|-----|---------------------|-----------|----------|---------|-------|----------|
| In  | 02/17/2021 10:18:01 | Inbound 1 | JPRIME   |         | Tare  | 31680 lb |
| Out | 02/17/2021 10:37:49 | Outbound  | CJOHNS81 |         | Net   | 26140 lb |
|     |                     |           |          |         | Tons  | 13.07    |

Comments

Consumer Comments? We want to know. Please call.

| Product              | LD% | Qty   | UOM  | Rate | Tax | Amount | Origin  |
|----------------------|-----|-------|------|------|-----|--------|---------|
| 1 Cont Soil Pet-RGC- | 100 | 13.07 | Tons |      |     |        | MULT-IN |
| 2 EVF-P-Standard Env | 100 |       | %    |      |     |        | MULT-IN |

Total Tax  
 Total Ticket

Driver`s Signature

METRO METALS NORTHWEST, INC.  
 5611 NE COLUMBIA BLVD.  
 PORTLAND, OR 97218


Date: 02/24/2021  
 Vendor #: 10 = 0001483

**SETTLEMENT REPORT**  
**DETAIL**

**SOIL SOLUTIONS**

3540 SE 28th Ave  
 Portland, OR 97202

| Ticket  | Date      | Material   | Gross     | Tare      | Contamination | Net-Wgt (lbs) | UM | Price/UM | Amount |
|---------|-----------|--|-----------|-----------|---------------|---------------|----|----------|--------|
| 1119652 | 2/11/2021 | Tin<br>Vendor Reference #: Charlie                     | 39,140.00 | 32,960.00 | 0.00          | 6,180.00      | G  | 160.00   | 441.43 |
| 1119652 | 2/11/2021 | Environmental Surcharge<br>Vendor Reference #: Charlie | 0.00      | 0.00      | 0.00          | 0.00          | EA | 0.00     | -10.00 |



**Totals: 6,180.00 431.43**

METRO METALS NORTHWEST, INC.  
 5611 NE COLUMBIA BLVD.  
 PORTLAND, OR 97218


Date: 06/09/2021  
 Vendor #: 10 = 0001483

**SETTLEMENT REPORT**  
**DETAIL**

**SOIL SOLUTIONS**

3540 SE 28th Ave  
 Portland, OR 97202

| Ticket  | Date      | Material   | Gross     | Tare      | Contamination | Net-Wgt (lbs) | UM | Price/UM | Amount |
|---------|-----------|--|-----------|-----------|---------------|---------------|----|----------|--------|
| 1139224 | 5/26/2021 | Environmental Surcharge<br>Vendor Reference #: Charlie | 0.00      | 0.00      | 0.00          | 0.00          | EA | 0.00     | -10.00 |
| 1139224 | 5/26/2021 | #2 Steel Unprepared<br>Vendor Reference #: Charlie     | 40,340.00 | 32,060.00 | 0.00          | 8,280.00      | G  | 180.00   | 665.36 |



**Totals: 8,280.00 655.36**

**Headquarters**  
 4150 N. Suttle Road  
 Portland, Oregon 97217  
 Phone 503-286-8352  
 Toll Free 800-367-8894  
 EPA# ORD980975692



Goshen, OR: EPA# ORQ000024941  
 Hoquiam, WA: EPA# WAD988519419  
 Klamath Falls, OR: EPA# ORD980980775  
 Kennewick, WA: EPA# WAH000011577  
 Medford, OR: EPA# ORD987197092  
 Coos Bay, OR: EPA# ORD980978266  
 Spokane, WA: EPA# WAH000011585

**BILL OF LADING** 306962  
 Date: 3-12-21 Customer #: 9106  
 Dispatch #

**Generator**  
 Name: SOIL SOLUTIONS CHARLIE 503-234-2118  
 Address: 3540 SE 28TH AVE PORTLAND, OR 97217  
 City: State: Zip: County:

**Billing Information**  
 Check# PO#

**Transportation**  
 Consigned To: OIL REREFINING  
 Destination: 4150 N SUTTLE RD PORTLAND, OR 97  
 Via Carrier: ORRSCO  
 Driver: DANNY W Truck # 4102 Load Ticket #

| Gal./Brl. | Description             | Profile Date | CDT/HCDT | pH | Flash Point | Rate per Gal./Brl. | Rate Per Hour | Charge |
|-----------|-------------------------|--------------|----------|----|-------------|--------------------|---------------|--------|
| 1855      | EMULSIFIED FUEL & WATER | 11/17/20     | OPM      | 7  | >200#       | .30                |               |        |
| 1         | HYDROLOCK TEST          |              |          |    |             | 40.00              |               |        |
| 2Hrs      | TRUCK & DRIVER          |              |          |    |             | 95.00              |               |        |
|           |                         |              |          |    |             |                    |               |        |
|           |                         |              |          |    |             |                    |               |        |

Above material is being transported for Recycling EPA# NONE Total:

Customer warrants that the waste petroleum products being transferred by the above collector does not contain any contaminants including, without limitation, pesticides, chlorinated solvents at concentrations greater than 1000 PPM, PCBs at concentrations greater than 2 PPM (or 50 PPM with Analytical), or any other material classified as hazardous waste by 40 CFR part 261, Subparts C and D (implementing the federal Resource Conservation and Recovery Act), or by any equivalent state hazardous substance classification program. Should Laboratory tests find this waste not in compliance with 40 CFR Part 261, customer (generator) agrees to pay for all disposal costs incurred.

Signed X \_\_\_\_\_ Date: 3-12-21