

Risk Assessment Report

Hollingsworth & Vose Fiber Company

Prepared for:

Oregon Department of Environmental Quality

Cleaner Air Oregon Permitting Program

October 15, 2024

Project No. M1421.01.001

Prepared by:

Maul Foster & Alongi, Inc.

6 Centerpointe Drive, Suite 360, Lake Oswego, OR 97035

© 2024 Maul Foster & Alongi, Inc.



Contents

Abbreviations.....	viii
1 Introduction.....	1
2 Facility Description	2
2.1 Facility Location	2
2.2 Facility Description	2
2.2.1 Raw Material Loading and Blending.....	3
2.2.2 Glass Melt Furnaces.....	4
2.2.3 Forehearths.....	4
2.2.4 Fiberizers.....	4
2.2.5 Product Collection.....	5
3 Modeled Emission Units	5
3.1 Fiber Production CFU Stacks	5
3.1.1 RF Fiber Production, CFU Bulking Agent, and RF Fiber Production Natural Gas Combustion (TEU IDs: RF, CFU_RF, and NG_GP).....	6
3.1.2 RC Fiber Production, CFU Bulking Agent, and RC Fiber Production Natural Gas Combustion (TEU IDs: RC, CFU_RC, and NG_GP)	6
3.1.3 FB Fiber Production, CFU Bulking Agent, and FB Fiber Production Natural Gas Combustion (TEU IDs: FB, CFU_FB, and NG_GP).....	6
3.2 Glass Melt and CFU Bulking Agent (TEU ID: GM and CFU_GM).....	6
3.3 CFU Super Sack Filling (TEU IDs: SSF_RF, SSF_RC, SSF_FB, and SSF_GM)	7
3.4 Glass Plant Baling (TEU ID: BALING).....	7
3.5 Bulking Agent Storage Silos (TEU IDs: SILO1 and SILO2)	8
3.6 Raw Material Handling (TEU IDs: RMH_BA, RMH_ZN, RMH_F, RMH_S, RMH_D, RMH_L, and RMH_N)	8
3.7 Raw Material Handling Off Specification (TEU ID: RMH_OFF)	8
3.8 Cooling Towers (TEU IDs: CT1_2, CT3, and CT4)	8
3.9 Shipping and Receiving Spray Paint (TEU ID: PAINT)	9
3.10 Emergency Generators (TEU IDs: EGEN1 and EGEN2)	9
3.11 Natural Gas Combustion TEUs (TEU IDs: NG_FH and NG).....	9
3.12 Exempt TEUs	9
4 Air Dispersion Modeling Methodology.....	10

4.1 Model Selection 10

4.2 Meteorological Data 10

 4.2.1 Surface Meteorological Data 11

 4.2.2 Upper-Air Data..... 11

 4.2.3 Data Processing—AERMET 11

4.3 AERSURFACE Land Use..... 11

4.4 Unit Emission Rates..... 12

4.5 Building Downwash and TEU Locations 12

4.6 Receptor Locations and Terrain 13

 4.6.1 Sensitive Receptor Location 13

5 Risk Assessment Methodology..... 14

 5.1 Land-Use Zoning Classification Data for Determining Exposure Types 14

 5.2 Exposure Pathways..... 14

 5.3 Risk-Based Concentrations..... 14

 5.4 Risk Estimates 14

 5.4.1 Example Calculation—Level 3 Risk Assessment..... 15

6 Risk Assessment Result Summary..... 15

 6.1 Excess Cancer Risk..... 17

 6.2 Chronic Noncancer Hazard Index..... 17

 6.3 Acute Noncancer Hazard Index 17

 6.4 Uncertainty Analysis 17

7 Closing..... 19

Limitations

Figures

Following the Report

- 2-1 Aerial Image of the Facility
- 2-2 Local Topography
- 2-3 Process Flow Diagram – Glass Plant 1
- 2-4 Process Flow Diagram – Glass Plant 2
- 4-1 Wind Rose for Corvallis, OR
- 4-2 Significant Toxic Emission Unit Locations
- 4-3 Gas Combustion Toxic Emission Unit Locations

- 4-4 Downwash Structures
- 4-5 Receptor Locations
- 4-6 Receptor Locations in the Immediate Area
- 4-7 Existing Land-Use Zoning Classifications
- 4-8 Existing Land-Use Zoning Classifications in the Immediate Area
- 4-9 Exposure Categorization
- 4-10 Exposure Categorization in the Immediate Area

Tables

In the Text

- 1-1 CAO Process Step Submittals and Approvals
- 1-2 L3RA Result Summary—Significant TEUs
- 4-1 Model Selection
- 4-2 Meteorological and Terrain Data
- 4-7 Modeled Receptor Locations
- 4-8 Identification of Sensitive Receptor Locations
- 6-1 Level 3 Risk Assessment Results—Significant TEUs
- 6-2 Level 3 Risk Assessment Results—Gas Combustion TEUs

Following the Report

- 3-1 Annual TAC Emission Rates—Significant TEUs, Production Scenario 1
- 3-2 Annual TAC Emission Rates—Significant TEUs, Production Scenario 2
- 3-3 Daily TAC Emission Rates—Significant TEUs, Production Scenario 1
- 3-4 Daily TAC Emission Rates—Significant TEUs, Production Scenario 2
- 3-5 Annual TAC Emission Rates—Gas Combustion TEUs
- 3-6 Daily TAC Emission Rates—Gas Combustion TEUs
- 3-7 Model Source Parameters—Point Sources
- 3-8 Model Source Parameters—Volume Sources
- 4-3 Assessment of Missing Meteorological Data
- 4-4 AERSURFACE Settings
- 4-5 Surface Soil Moisture Condition Assessment
- 4-6 Summary of Downwash Structure Heights
- 5-1 Summary of Statewide Zoning and Exposure Type Categorization
- 5-2 Applicable RBCs - Significant TEUs

- 5-3 Applicable RBCs - Gas Combustion TEUs
- 6-3 Production Scenario 1-Maximum Predicted Risk Exposure Location Per TEU
- 6-4 Production Scenario 1-L3RA Results for Significant TEUs-Cancer Assessment
- 6-5 Production Scenario 1-L3RA Results for Significant TEUs-Chronic and Acute Noncancer Assessments
- 6-6 Results for Gas Combustion TEUs-Cancer Assessment
- 6-7 Results for Gas Combustion TEUs-Chronic and Acute Noncancer Assessments
- 6-8 Production Scenario 2-Maximum Predicted Risk Exposure Location Per TEU
- 6-9 Production Scenario 2-L3RA Results for Significant TEUs-Cancer Assessment
- 6-10 Production Scenario 2-L3RA Results for Significant TEUs-Chronic and Acute Noncancer Assessments
- 6-11 List of TACs With No Published RBCs - Significant TEUs
- 6-12 List of TACs With No Published RBCs - Gas Combustion TEUs

Appendixes

Appendix A

Tables

Appendix B

Figures

Abbreviations

BPIP	Building Profile Input Program for PRIME
CAO	Cleaner Air Oregon
CFU	ceramic filtration unit
DEQ	Oregon Department of Environmental Quality
EPA	U.S. Environmental Protection Agency
the facility	specialty glass fiber manufacturing facility located at 1115 SE Crystal Lake Drive in Corvallis, Oregon 97339
FB	flameblown
GP1	Glass Plant 1
GP2	Glass Plant 2
g/s	gram(s) per second
H&V	Hollingsworth & Vose Fiber Company
MFA	Maul Foster & Alongi, Inc.
OAR	Oregon Administrative Rule
PM	particulate matter
RC	rotary coarse
RF	rotary fine
Scenario 1	production scenario with all rotary fiberizers assigned to production of RF fiber
Scenario 2	production scenario with all rotary fiberizers assigned to production of RC fiber
TAC	toxic air contaminant
TEU	toxic emissions unit
ug/m ³	micrograms per cubic meter
URC	ultra-rotary coarse

1 Introduction

Hollingsworth & Vose Fiber Company (H&V) owns and operates a specialty glass fiber manufacturing facility located at 1115 SE Crystal Lake Drive in Corvallis, Oregon 97339 (the facility). The facility consists of two glass fiber manufacturing buildings: Glass Plant 1 (GP1) and Glass Plant 2 (GP2). Additional buildings at the facility are used for raw material and finished product storage, maintenance, and administration.

On January 10, 2022, the Oregon Department of Environmental Quality (DEQ) provided written notice to H&V that the facility was being officially called-in to the Cleaner Air Oregon (CAO) permitting program. H&V retained Maul Foster & Alongi, Inc. to assist the facility with each step of the CAO permitting process. H&V has completed the CAO permitting program requirements presented in Table 1-1.

Table 1-1. CAO Process Step Submittals and Approvals

CAO Requirement	Submittal Date	DEQ Approval Date
CAO Emissions Inventory	April 11, 2022 (Final Revision—March 14, 2024)	June 13, 2023 (Final Approval—June 20, 2024)
CAO Modeling Protocol	July 13, 2023 (Final Revision—March 14, 2024)	June 20, 2024
CAO Risk Assessment Work Plan	August 10, 2023 (Final Revision—March 14, 2024)	June 20, 2024

Oregon Administrative Rule (OAR) 340-245-0030(1)(d)(ii) states that a risk assessment must be submitted to the DEQ no later than 120 days after approval of the Level 3 Risk Assessment work plan. MFA performed two Level 3 Risk Assessments representing two production scenarios to estimate the maximum potential cancer and noncancer risk impacts from the facility for comparison to the applicable risk action levels (RALs) shown in OAR 340-245-8010 Table 1. The two production scenarios are described in Section 3.1.

The Level 3 Risk Assessments were completed according to the approved modeling protocol and risk assessment work plan, revised March 14, 2024 and approved on June 20, 2024. The facility has the flexibility to produce many fiber types. MFA evaluated multiple potential fiber production scenarios to determine the highest theoretical risk production scenario for each risk category (e.g. residential cancer risk). From this analysis, it was determined that rotary fine (RF) fiber production results in the highest potential risk for the following categories: Cancer Worker and Chronic Noncancer (all categories). Rotary coarse (RC) fiber production results in the highest potential risk for the following categories: Cancer Residential, Cancer Child, and Acute Noncancer.

Based on this analysis, H&V assessed risk for two production scenarios: the first with all rotary fiberizers assigned to production of RF fiber (Scenario 1) and second with all rotary fiberizers assigned to production of RC fiber (Scenario 2). As ultra rotary coarse (URC) production did not represent the highest risk for any category, it was excluded from the production scenarios.

Neither of the production scenarios reflect realistic production at the facility and cannot be achieved in practice. H&V is evaluating these assumptions only to address any questions about the maximum risk posed by the facility under any scenario. Under Scenario 1, full production of RF fiber would lead to drastic underutilization of the capacity of both the Line 1 and Line 2 Furnaces. In contrast, full production of RC fiber (Scenario 2) would require pull rates on the remelters at Lines 3 and 4 that cannot be met by the equipment, nor could the Line 1 and Line 2 furnaces produce enough glass to supply all fiberizers at the RC production rate. While neither scenario could be achieved in practice, calculating predicted risk at these theoretical extremes ensured that risk from the facility was not underestimated.

Table 1-2 presents the results of the Level 3 Risk Assessment for significant toxic emissions units (TEUs) as defined under OAR 340-245-0020(52), for both production scenarios.

Table 1-2. L3RA Result Summary—Significant TEUs

Exposure Assessment	Maximum Facility Risk/Hazard Index		RAL Analysis
	Scenario 1	Scenario 2	
Cancer Risk (chances-in-one-million)	2.8	2.9	Below Source Permit Level
Chronic Noncancer Hazard Index	0.2	0.2	Below Source Permit Level
Acute Noncancer Hazard Index	0.2	0.2	Below Source Permit Level

< = less than

The maximum predicted excess cancer risk, and chronic and acute noncancer hazard indices for both scenarios are all below the source permit level RAL for existing sources per OAR 340-245-8010 Table 1. Therefore, the facility is a de minimis source with respect to CAO permitting.

2 Facility Description

2.1 Facility Location

The facility is located along the western edge of the Willamette Valley in Corvallis, Oregon. To the south and west of the facility are primarily residential and commercial land use zones. The Willamette River runs along the north and east sides of the facility property boundary. An aerial image of the facility location and property boundary is presented in Figure 2-1. The area surrounding the facility location is characterized primarily by elevated terrain to the west and rural, flat lands to the east as shown in Figure 2-2.

2.2 Facility Description

Raw materials are blended together and introduced into the furnaces where they are melted into molten glass. The blend or batch is melted from the heat generated by opposing electrodes placed

below the molten glass level. The molten glass passes from the furnace melter into a riser chamber where a gas firing and electrical system are provided to offset heat losses and control the temperature of the glass entering a gas fired forehearth. Molten glass is removed from the forehearth through electrically heated orifices located on the bottom.

The exiting glass streams are either sent directly to glass fiber forming equipment or are sent to molds which form the glass into either solid patties or cullet. In the first case, the molten glass streams enter high temperature rotating alloy containers that have holes in the side. Centrifugal force causes the glass to pass through the holes where the resulting fibers are subjected to a gas burner that alters their diameter and length to specification. This is referred to as the direct melt rotary fiberization process. In the second case, the streams enter alloy molds that capture a fixed quantity of glass and form pools. This is referred to as the patty making process.

The glass patties or cullet can be used in two different glass fiber production processes. In both processes, glass patties or cullet are introduced into electric remelters where heat, generated by application of electricity, melts the glass patties or cullet into a liquid. In one process, the molten glass flows through numerous orifices in the bottom of the remelters. The resulting fibers are subjected to a gas burner that alters their diameter and length to specification. This is referred to as the flameblown process. In the second process, the molten glass flows through a single orifice in the bottom of the remelters. The resulting fibers are subjected to a gas burner that alters their diameter and length to specification. This is referred to as the remelt rotary fiberization process.

The fiberizers rotate at high speeds and use centrifugal force to push the molten glass through small holes to produce the glass fiber. The facility can produce four distinct types of fiber: RF, RC, ultra-rotary coarse (URC), and flameblown (FB). Each fiber type is characterized by different widths and glass recipe. In all cases, the glass fibers are typically hundreds of microns in length, which is what allows the fibers to form mats for collection and for use in final products.

The resulting fibers from the forming lines are collected on revolving conveyors or cylindrical drums that have a vacuum applied to them. The collected fiber is transferred into hydraulic balers that compress the fiber into its final block form of baled fiber. The bales are temporarily stored on site until they are shipped out to customers.

Figures 2-3 and 2-4 present process flow diagrams that outline the manufacturing process and emission points at GP1 and GP2, respectively.

The following sections provide a description of the manufacturing process from raw material receipt through product collection and emissions control.

2.2.1 Raw Material Loading and Blending

Super sacks of raw materials are received from off-site sources. The raw material received includes, but is not limited to, sodium carbonate, nepheline syenite, sand, fluorspar, zinc oxide, potassium carbonate, dolomite, limestone, and barium carbonate. A diverter hose is used to pump raw materials from a sub-grade bin up to the third-floor batch tower processing area located at GP1. The batch tower consists of eight individual raw material hoppers. Each hopper vent is equipped with a cartridge filter for pretreatment of the hopper exhaust before it is routed to a baghouse (pollution control ID: BBBH) which vents to atmosphere. Raw materials in each hopper are loaded by weight into batch weigh hoppers, which weigh the ingredients for the desired glass product recipe. Particulate matter (PM) emissions generated from the weigh bin are routed to baghouse BBBH. Next, the weighed raw

materials are directed to the mixing tank where the product recipe is blended. The mixing tank vents to baghouse BBBH.

Processed material received from the mixing tank is diverted to a feed hopper. Each feed hopper includes a chute with an attached screw auger that continuously feeds processed material onto the top of a bed of molten glass inside the glass melting furnaces. Feed hoppers vent PM emissions through cartridge filters (pollution control IDs: L1BH and L2BH) inside GP1. GP1 houses one raw material loading and blending system feeding two glass melting furnaces. No glass melting furnaces are located at GP2, so there is no raw material handling for bulk materials in that building.

2.2.2 Glass Melt Furnaces

The facility has two glass melt furnaces located at GP1: Glass Melter 1 and Glass Melter 2. The two glass melt furnaces service Line 1 and Line 2, respectively. Inside the glass melt furnaces, the blended raw materials are added to the surface of the molten glass already present, thereby ensuring a continuous homogeneous mixture. Both glass melt furnaces are electrically heated. Emissions generated by melting bulk materials in the furnaces are routed to ceramic filtration unit (CFU) 113 (pollution control ID: CFU-113).

GP2 does not operate any glass melt furnaces as all fiberizers are fed by electric remelter units that use cullet or glass patties. Electric remelters are an alternative technology to forehearths that allow the facility to recycle glass patties and cullet by placing this glass in a hopper and then melting it with electric heaters.

2.2.3 Forehearths

Both glass melting furnaces at GP1 are serviced by a forehearth that receives molten glass at high temperatures and delivers it to the fiberizers. The forehearths, unlike the glass melting furnaces, are heated by natural gas combustion. The emissions generated from natural gas combustion are captured by a suspended rectangular hood positioned above the forehearth. Exhaust from both the Line 1 and the Line 2 Forehearths are routed to CFU-113 for emissions control.

The forehearths can also deliver molten glass to glass patty formers or to a station that produces glass cullet. No forehearths are located at GP2 as there are no glass melt furnaces.

2.2.4 Fiberizers

Rotary fiberizers receive molten glass from the forehearths (in GP1) or electric remelters (in GP1 and GP2). The fiber forming process uses equipment that combusts natural gas to achieve and maintain critical product specifications. The facility monitors the natural gas flow rate and air-to-fuel ratio to maintain the molten glass in liquid form and maximize the blast velocity for fiber formation. The molten glass is fed to a rotary spinner which utilizes centrifugal forces to push the molten glass outward through small holes in the walls of the rotary fiberizers resulting in thin glass fibers. The newly formed glass fibers are pneumatically conveyed to collection drums (GP1 and GP2) or a former (GP1 only) for capture and packaging. The facility produces three rotary fiber types: RF, RC, and URC.

The facility also operates four FB fiberizers in GP2. The FB fiberizers receive molten glass from electric remelters. Molten glass flows by gravity through numerous small orifices to create threads that are attenuated (stretched to the point of breaking) by high velocity hot air and flame. The newly formed glass fibers are pneumatically conveyed to drums for capture and packaging.

2.2.5 Product Collection

2.2.5.1 Drums

After glass fibers have been created by the rotary or FB fiberizers, they are collected on a drum screen. The drum is a spinning cylinder with holes. A fan is used to pull air from inside the drum. As the air is sucked through the outside holes in the drum, the fibers collect on the drum surface. The glass fibers build up a felt on the drum surface, which is physically removed for product packaging. Drum collection of glass fiber is used in both GP1 and GP2. Each drum vents PM emissions to a CFU for emissions control (pollution control IDs: CFU-101 to CFU-109, CFU-111, and CFU-114 to CFU-118).

2.2.5.2 Formers

Glass fiber generated by some rotary fiberizer positions on Lines 1 and 2 in GP1 is collected on formers. Unlike a cylindrical drum, a former is a porous belt. Glass fiber from the fiberizers is directed to the top surface of the belt, while air is pulled from the underside of the belt. As the belt moves, it accumulates more fiber. At one end of the belt, the mat of fiber is removed and packaged. Emissions from Line 1 and Line 2 formers are controlled by CFUs.

3 Modeled Emission Units

Annual and daily toxic air contaminant (TAC) emission estimates for the process equipment and emission-control devices, considered to be toxic emissions units (TEUs) per OAR 340-245-0020(59), were prepared as shown in the DEQ-approved TAC emissions inventory. The annual and daily TAC emission estimates for significant TEUs were converted to units of grams per second (g/s) for purposes of conducting the Level 3 Risk Assessment as shown in Tables 3-1, 3-2, 3-3 and 3-4. Tables 3-5 and 3-6 present the annual and daily TAC emission estimates for gas combustion TEUs as defined under OAR 340-245-0050(5).

The TEUs identified in the DEQ-approved TAC emissions inventory were represented in a dispersion model developed to represent the facility. Each TEU source representation was modeled using a unit emission rate equivalent to 1 g/s for all modeled source types as shown in Tables 3-7 and 3-8. Additional details describing unit emission rate modeling are provided in Section 4.4.

3.1 Fiber Production CFU Stacks

Each of the CFU stacks has multiple sources of TAC emissions venting through a single stack. These TAC sources include fiber production, production natural gas combustion, and CFU bulking agent. Production natural gas combustion TAC emissions are apportioned between the fiber types based on fiberizer natural gas usage rates.

As discussed in Section 1 H&V assessed risk for two production scenarios: the first with all rotary fiberizers assigned to production of RF fiber (Scenario 1) and second with all rotary fiberizers assigned to production of RC fiber (Scenario 2). As URC production did not represent the highest risk for any category, it was excluded from the production scenarios.

3.1.1 RF Fiber Production, CFU Bulking Agent, and RF Fiber Production Natural Gas Combustion (TEU IDs: RF, CFU_RF, and NG_GP)

Under Scenario 1, all rotary fiberizers were assigned to produce RF fiber. No RF fiber production occurred under Scenario 2. The total annual and daily TAC emission estimates for the RF fiberizers, CFU bulking agent, and production natural gas combustion were split evenly across fifteen CFUs as shown in Tables 3-1 and 3-3. Each CFU was represented in the dispersion model as an individual point source with a unique model ID (CFU101, CFU102, CFU103, CFU104, CFU105, CFU106, CFU107, CFU108, CFU109, CFU110, CFU111, CFU112, CFU116, CFU117, and CFU118). Release parameters for each point source representation are presented in Table 3-7. Release parameters for the rotary fiberizer CFUs do not differ between fiber type and are the same for both production scenarios.

3.1.2 RC Fiber Production, CFU Bulking Agent, and RC Fiber Production Natural Gas Combustion (TEU IDs: RC, CFU_RC, and NG_GP)

Under Scenario 2, all rotary fiberizers were assigned to produce RC fiber. No RC fiber production occurred under Scenario 1. The total annual and daily TAC emission estimates for the RC fiberizers, CFU bulking agent, and production natural gas combustion were split evenly across the same fifteen CFUs discussed in Section 3.1.1, as shown in Tables 3-2 and 3-4. Each CFU was represented in the dispersion model as an individual point source with a unique model ID (CFU101, CFU102, CFU103, CFU104, CFU105, CFU106, CFU107, CFU108, CFU109, CFU110, CFU111, CFU112, CFU116, CFU117, and CFU118). Release parameters for each point source representation are presented in Table 3-7. Release parameters for the rotary fiberizer CFUs do not differ between fiber type and are the same for both production scenarios.

3.1.3 FB Fiber Production, CFU Bulking Agent, and FB Fiber Production Natural Gas Combustion (TEU IDs: FB, CFU_FB, and NG_GP)

The exhaust from the FB fiberizers is routed to one of two downstream CFUs for emissions control. The total annual and daily TAC emission estimates for the FB fiberizers, CFU bulking agent, and production natural gas combustion were split evenly across the two CFUs as shown in Tables 3-1 through 3-4. TAC emission estimates for these TEUs are the same under both production scenarios. Both CFUs were represented in the dispersion model as an individual point source representation with a unique label (CFU114 and CFU115). Release parameters for both point source representations are presented in Table 3-7.

3.2 Glass Melt and CFU Bulking Agent (TEU ID: GM and CFU_GM)

The exhaust from the two glass melt furnaces is routed through CFU-113 for emissions control. The total annual and daily TAC emission estimates for the Glass Melt and CFU bulking agent are shown in Tables 3-1 through 3-4. The CFU-113 stack was represented in the dispersion model as a single point source with a unique label (CFU113). Release parameters for CFU-113 are presented in Table 3-7.

3.3 CFU Super Sack Filling (TEU IDs: SSF_RF, SSF_RC, SSF_FB, and SSF_GM)

Periodic air pulses displace the filtered material that accumulates on the ceramic filters attached to each CFU. The displaced filtered material drops below the filter housing and is collected as waste in a super sack. Each CFU is equipped with between two and six super sacks which are identified, for each CFU, as the CFU Super Sack Filling TEU. As each super sack is filled, displaced air is forced through an attached fabric filter for control of TAC emissions.

Due to the close proximity of each CFU's super sacks, MFA included a single volume source in the dispersion model for each CFU Super Sack Filling TEU. The location of each source was conservatively selected based on proximity to the plant boundary.

Annual and daily TAC emissions from the CFU Super Sack Filling was split evenly across each associated CFU super sack based on the fiber produced. The fiber production assignment is based on typical fiber production at each fiberizer. The SSF_RF TEU was represented in the dispersion model as six volume sources with unique model IDs (SSF01, SSF02, SSF05, SSF16, SSF17, and SSF18). The SSF_RC TEU was represented in the dispersion model as nine volume sources with unique model IDs (SSF03, SSF04, SSF06, SSF07, SSF08, SSF09, SSF10, SSF11, and SSF12). The SSF_FB TEU was represented in the dispersion model as two volume sources with unique model IDs (SSF14 and SSF15). The SSF_GM TEU was represented in the dispersion model as a single volume source with unique model ID SSF13. Release parameters for each volume source are presented in Table 3-8.

3.4 Glass Plant Baling (TEU ID: BALING)

Fugitive TAC emissions of glasswool fibers may be generated when removing glass fiber pelts from the drum collectors or formers and baling them. Small tufts of glasswool fiber can sometimes be seen falling off a pelt or becoming airborne from displaced air during the baling process. Only a small portion of the displaced glasswool fiber emitted during the baling process is estimated to leave the glass plant building. Fugitive emissions from baling are exclusive to GP1, however fugitive TAC emissions from baling were conservatively estimated for both plants. TAC emission estimates are apportioned between GP1 and GP2 based on annual fiber production rates that occur in the two plants under Scenario 2 which is the higher of the two production scenarios.

Glasswool fibers (DEQ Sequence ID 352) do not have a risk-based concentration and therefore the Baling TEU does not need to be included in the risk assessment. However, emissions from the Line 1 and Line 2 Furnace Bin Vents (discussed in Section 3.6) also vent internally at GP1 and fugitive emissions from GP1 were included in the dispersion model. MFA reviewed typical baling locations at GP1 and determined the most likely locations for glasswool fibers to exit the GP1 building are from two passive roof vents located at the peak of GP1. The total annual and daily TAC emission estimates for baling and the Line 1 and Line 2 Furnace Bin Vents are shown in Tables 3-1 through 3-4. TAC emissions from Baling at GP1 were represented in the dispersion model as two distinct volume sources with unique model IDs (GP1_A and GP1_B). Release parameters for both volume sources are presented in Table 3-8.

3.5 Bulking Agent Storage Silos (TEU IDs: SILO1 and SILO2)

The facility uses two storage silos to store fresh bulking agent that is pneumatically conveyed to the CFUs as needed. Each silo vent is equipped with high efficiency fabric filters for capture and recovery of bulking agent dust generated during silo filling activities. The Bulking Agent Storage Silos for GP1 and GP2 were represented as two individual volume sources with model IDs SILO1 and SILO2, respectively. Release parameters for both volume sources are presented in Table 3-8.

3.6 Raw Material Handling (TEU IDs: RMH_BA, RMH_ZN, RMH_F, RMH_S, RMH_D, RMH_L, and RMH_N)

TAC emissions from raw material handling activities, represented as TEUs RMH_BA, RMH_ZN, RMH_F, RMH_S, RMH_D, RMH_L, and RMH_N, were combined for purposes of dispersion modeling. Raw material handling activities occur simultaneously in the same locations at the facility. Annual and daily TAC emissions from raw material handling were apportioned based on the associated PM emission factor ratio as shown in Table 3-1 through 3-4.

Emissions generated from raw material transport, storage, and mixing activities are routed to baghouse BBBH for emissions control. The baghouse BBBH stack was represented in the dispersion model as a single point source with model ID BBBH. Emissions from batch mix storage at the Line 1 and Line 2 furnace bins are exhausted through cartridge filters that vent inside GP1. MFA determined the most likely locations for TAC emissions to exit the GP1 building are from two roof vents located at the peak of GP1. Emissions from the GP1 baling activities (discussed in Section 3.4) also exhaust through this location. The total annual and daily TAC emission estimates for GP1 baling and the Line 1 and Line 2 Furnace Bin Vents are shown in Tables 3-1 through 3-4. The GP1 roof vents were represented in the dispersion model as two distinct volume sources with unique model IDs (GP1_A and GP1_B). Release parameters for the raw material handling source representations are presented in Table 3-8.

3.7 Raw Material Handling Off Specification (TEU ID: RMH_OFF)

Mixed batches of raw materials that do not meet the glass type specifications are conveyed to the Off Specification Bin for disposal as waste. Fugitive TAC emissions generated by transport of the materials are routed to baghouse BHBH. The baghouse BHBH stack was represented in the dispersion model as a single volume source with the unique model ID BHBH. Release parameters for this volume source are presented in Table 3-8.

3.8 Cooling Towers (TEU IDs: CT1_2, CT3, and CT4)

The facility has two cooling towers at GP1 and one cooling tower at GP2 that generate TAC emissions due to TAC-containing corrosion inhibitor use. The cooling tower on Line 1 and Line 2 at GP1 was represented in the dispersion model as a single point source with the unique model ID CT1_2. The cooling tower on Line 3 at GP1 was represented in the dispersion model as two distinct point sources, one point source per cooling tower cell, with unique model IDs (CT3_A and CT3_B). The cooling tower

on Line 4 at GP2 was represented in the dispersion model as a single point source with the unique model ID CT4. Release parameters for each cooling tower source representation are presented in Table 3-7.

3.9 Shipping and Receiving Spray Paint (TEU ID: PAINT)

The Shipping and Receiving Department at the facility uses a small volume of spray paint to mark incoming and outgoing materials. Typical usage locations were reviewed, and the source location conservatively represents the location nearest to the facility property boundary. The Shipping and Receiving Spray Paint was represented in the model as a volume source with the unique model ID PAINT. Release parameters for this volume source are presented in Table 3-8.

3.10 Emergency Generators (TEU IDs: EGEN1 and EGEN2)

The facility uses two diesel-powered emergency generators to provide power to critical equipment at GP1 during power outages. TAC emissions from each emergency generator were represented in the dispersion model as an individual point source with a unique model ID (EGEN1 and EGEN2). Release parameters for both point sources are presented in Table 3-7.

3.11 Natural Gas Combustion TEUs (TEU IDs: NG_FH and NG)

The specific procedures for assessing the risk of each TEU are dependent on the TEU designation per OAR 340-245-0050(4). Per OAR 340-245-0050(5), the gas combustion “exemption applies to TEUs that solely combust natural gas, propane, [or] liquefied petroleum gas.” The following units represent sources of natural gas-fired combustion emissions only (shown with the corresponding dispersion model IDs in parentheses). As discussed in Sections 3.1 and 3.2, due to the characteristics of the facility’s natural gas combustion for production activities at the fiberizers, TAC emissions from the fiberizers’ natural gas combustion were included in the significant TEU analysis.

- Natural gas combustion TAC emissions for Lines 1 and 2 Forehearths are exhausted through CFU-113. This TEU was represented in the model as an individual point source (CFU113NG).
- TAC emissions from non-production related natural gas-fired combustion were assigned to a single air handling unit located on the roof of GP2. MFA reviewed the locations where non-production related natural gas is used at the facility and has represented TAC emissions from non-production related natural gas usage as an individual point source (NG) at a conservative location nearest to the facility property boundary and nearest residential area. Conservative exhaust parameters were selected for this source as actual parameters are unavailable.

Release parameters for each gas combustion TEU are presented in Table 3-7. The annual and daily TAC emission rates for the gas combustion TEUs are presented in Tables 3-5 and 3-6, respectively.

3.12 Exempt TEUs

The facility operates a maintenance shop for periodic maintenance and repair of process equipment. Activities include a small amount of welding and use of various lubricants and greases. MFA compared usages of maintenance products against thresholds set by the DEQ in reporting guidance and

determined, applying that guidance, that the maintenance shop constitutes an Exempt TEU for the purposes of CAO.

4 Air Dispersion Modeling Methodology

The following subsections detail the dispersion modeling methodology and setup, including input parameters and assumptions.

4.1 Model Selection

MFA executed the dispersion model using the model versions shown in Table 4-1. Lakes Environmental, a third-party overlay software, was used to execute the dispersion model.

Table 4-1. Model Selection

Model	Model Version
AERMOD	23132
AERMET	23132
AERMAP	18081
AERSURFACE	20060
BPIP	04274

4.2 Meteorological Data

MFA developed the meteorological and terrain data files shown in Table 4-2.

Table 4-2. Meteorological and Terrain Data

Model	Model Version
AERMOD	23132
Site-specific	Onsite ambient meteorological monitoring tower
Upper Air	Station ID 24232 for Salem, OR (National Oceanic and Atmospheric Administration/ Earth System Research Laboratory Radiosonde Database)
Terrain	U.S. Geological Survey National Elevation Dataset (1/3-arc seconds with horizontal resolution of 10 meters)

4.2.1 Surface Meteorological Data

In late December 2016, H&V installed an ambient meteorological monitoring tower at the facility near GP2 at a location approved by DEQ. Beginning January 1, 2017, H&V collected a full calendar year of meteorological data through January 1, 2018. MFA used the actual, site-specific data to develop an onsite surface dataset for input into AERMET.

Hourly data for wind speed, wind direction, standard deviation of wind direction (sigma theta), solar radiation, atmospheric pressure, and temperature were monitored at the facility. To create a dataset appropriate for modeling, all ambient monitored data were collected and assessed following guidance outlined in the U.S. Environmental Protection Agency (EPA) “Meteorological Monitoring Guidance for Regulatory Modeling Applications” manual. Appendix W to Part 51 of Title 40 of the Code of Federal Regulations, “The Guidelines on Air Quality Models,” states:

“The model user should acquire enough meteorological data to ensure that worst-case meteorological conditions are adequately represented in the model results [...], at least 1 year of site-specific, [...] meteorological data, are required.”

H&V collected one full calendar year of onsite data meeting the requirements of Appendix W.

4.2.2 Upper-Air Data

MFA collected upper-air meteorological data for Salem, OR (station ID 24232) from the National Oceanic and Atmospheric Administration Earth System Research Laboratory Radiosonde Database in Forecast Systems Laboratory format. Upper-air meteorological data was extracted for the 2017 calendar year.

4.2.3 Data Processing—AERMET

MFA processed the site-specific and upper air meteorological data using the EPA AERMET program to produce a single year of model-ready meteorological data for use in the AERMOD dispersion model. The land use surface characteristics were processed using AERSURFACE.

MFA performed an analysis of the data completeness for the meteorological dataset using the quality assurance feature available in the Lakes Environmental software. Each of the four calendar quarters were reviewed for the number of missing hours shown in the output file. Each calendar quarter in the meteorological dataset must have fewer than 10 percent missing hours to be considered valid and complete. As shown in Table 4-3, each calendar quarter met this criterion.

A wind rose for the one-year meteorological dataset is presented in Figure 4-1. The most prominent winds blow from 160 degrees and 280 degrees. This alignment corresponds to the typical coastal winds blowing in from the west (280 degrees), and summertime winds blowing up the Willamette Valley from the south (160 degrees). The Willamette Valley is generally oriented north south.

4.3 AERSURFACE Land Use

AERSURFACE was used to generate seasonal values for albedo, Bowen ratio, and surface roughness heights. State of Oregon National Land Cover Dataset land cover class definitions, along with concurrent percent impervious surface and percent tree canopy data were downloaded from the U.S. Geological Survey and processed using the AERSURFACE land-use tool to generate the surface

characteristics necessary to run AERMET. The data was processed in AERSURFACE using the settings presented in Table 4-4.

Surface moisture conditions were determined following the methodology set forth in the AERSURFACE User's Guide dated February 2022. Section 2.2.3 in the AERSURFACE User's Guide states:

“the surface moisture condition can be determined by comparing precipitation for the period of data to be processed to the 30-year climatological record. It is recommended the user specify “wet” conditions if precipitation is in the upper 30th-percentile, “dry” conditions if precipitation is in the lower 30th-percentile, and “average” conditions if precipitation is in the middle 40th-percentile.”

Annual precipitation data for the Corvallis, Oregon (ID: 351862) met station were retrieved from the Western Regional Climate Center for the 2017 calendar year to assess soil moisture conditions for the site-specific meteorological data. The Corvallis met station was chosen because of its proximity to the modeling domain. As shown in Table 4-5, the total precipitation collected during the modeling period at the Corvallis station was 53.6 inches, which is more than the 70th percentile annual precipitation of 47.8 inches. As a result, AERSURFACE was executed assuming wet soil moisture conditions for the site-specific meteorological data.

4.4 Unit Emission Rates

Results from the air dispersion model runs, executed using a unit emission rate equivalent to 1 g/s for each TEU identified in the DEQ-approved TAC emissions inventory, can be used to derive the predicted concentrations of TACs emitted from a given TEU. MFA executed the dispersion model using unit emission rates for all TEUs, for both the annual and daily averaging periods, as shown in Tables 3-1 through 3-4.

The maximum modeled unit concentration in micrograms per cubic meter ($\mu\text{g}/\text{m}^3$) for each averaging period was considered a modeled dispersion factor in units of $\mu\text{g}/\text{m}^3$ per g/s. When this dispersion factor is multiplied by the TAC emission rate for the modeled TEU, the result is the modeled concentration of the TAC. The dispersion factors were used to conduct the Level 3 Risk Assessment in combination with TAC emission rates for each TEU in g/s and the risk-based concentrations in $\mu\text{g}/\text{m}^3$ set forth under OAR 340-245-8010 Table 2.

4.5 Building Downwash and TEU Locations

The most recent version of the EPA Building Profile Input Program for PRIME (BPIP) was used to calculate direction-specific building downwash parameters for applicable building structures located at the facility as shown in Table 4-1.

The location of each significant TEU and gas combustion TEU included in the dispersion model are shown in Figure 4-2 and Figure 4-3, respectively. The locations for structures that are projected to influence downwash are presented in Figure 4-4. Table 4-6 presents a summary of the building heights included in the dispersion model.

4.6 Receptor Locations and Terrain

Receptors were defined consistent with Section 2.4 of the DEQ's *Recommended Procedures for Air Quality Dispersion Modeling*¹ as shown in Table 4-6 below. Figure 4-5 presents the receptor spacing and locations within the modeling domain. Figure 4-6 presents the receptor locations in the area immediately surrounding the facility.

Table 4-7. Modeled Receptor Locations

Receptor Spacing (meters)	Receptor Distance (meters)
25	Along the property boundary and out to at least 200 meters from the property boundary
50	200 to 1,000
100	1,000 to 2,000
200	2,000 to 5,000
500	5,000 to 10,000

Terrain elevations for model receptors, TEU base elevations, and base elevations of downwash structures were derived from U.S. Geological Survey National Elevation Dataset data at a resolution of 1/3 arc-seconds (a horizontal resolution of roughly 10 meters) and processed using the current version of AERMAP.

4.6.1 Sensitive Receptor Location

MFA identified locations considered to be a “sensitive receptor” (e.g., daycare, school, or medical facilities) within approximately 1 kilometer of the facility property boundary. These sensitive receptor locations are shown in Table 4-8. Discrete receptors for the identified sensitive receptors were included at these coordinates in the dispersion model.

Table 4-8. Identification of Sensitive Receptor Locations

Sensitive Area	UTM Coordinates (meters)	
	Easting	Northing
Avery House Nature Center	478569.73	4933304.15
CSC Youth House	479156.75	4934053.31

¹ DEQ. 2022. Recommended Procedures for Air Quality Dispersion Modeling. Oregon Department of Environmental Quality. March.

5 Risk Assessment Methodology

5.1 Land-Use Zoning Classification Data for Determining Exposure Types

MFA reviewed the Department of Land Conservation and Development's statewide zoning data to determine land-use classifications for areas within the modeling domain. The statewide zoning classifications provide the basis for the initial categorization of exposure classifications (i.e., residential, nonresidential worker, nonresidential child, or acute), as shown in Table 5-1. School locations were obtained from the Oregon Department of Human Services and the Oregon Health Authority.

MFA reviewed aerial imagery via Esri ArcGIS and Google Earth software to determine whether the existing zoning information reflects actual land-use and the corresponding exposure type categorization.

The zoning data and internal MFA review process indicate that multiple locations fall within roadway and/or rail rights-of-way interstitial spaces as shown in blue in Figures 4-4 and 4-5. These locations were included in the dispersion model to maintain a uniform receptor grid. MFA did not conduct risk evaluations for any receptor locations in roadways or rail rights-of-way inside the 50-m receptor grid. These locations are labeled as "Risk Not Assessed" in the crosswalk-of-receptors which is being provided to the DEQ in spreadsheet format due to the number of receptor locations.

Figure 4-7 presents the existing land-use zoning in the modeling domain, and Figure 4-8 presents existing land-use zoning for the area immediately surrounding the facility. Figure 4-9 and Figure 4-10 present the corresponding exposure location categorization for the modeling domain and the immediate area surrounding the facility, respectively.

5.2 Exposure Pathways

As stated in the risk assessment work plan, predicted cancer and noncancer risk from facility TEUs do not have additional exposure pathways (e.g., ingestion or dermal uptake) other than those already accounted for in each published RBC.

5.3 Risk-Based Concentrations

Excess cancer risk and chronic and acute noncancer risk were assessed using the established RBCs set forth in OAR 340-245-8010 Table 2. The RBCs used for the Level 3 Risk Assessment are presented in Table 5-2 and Table 5-3.

5.4 Risk Estimates

As mentioned in Section 4.6, MFA executed the dispersion model using unit emission rates (equivalent to 1 g/s) for each TEU, for the annual and daily (i.e., 24-hours) averaging periods. The unit emission

rate model produces the dispersion factor, with units of ug/m³ per g/s, at each exposure location for each modeled TEU and averaging period. Risk estimates were calculated for each modeled TEU by multiplying the dispersion factor at a given location by the individual TAC emission rate in units of g/s, then dividing by the appropriate RBC. The resulting risk estimate for each TAC was summed for each modeled TEU. The total predicted risk at each TEU was then summed at each exposure location to calculate the cumulative predicted excess cancer risk, chronic noncancer hazard index, and acute noncancer hazard index for the facility.

5.4.1 Example Calculation—Level 3 Risk Assessment

Example calculations for estimating excess cancer risk and noncancer hazard index (chronic and acute) for a single exposure location are presented in Equations 1 through 3 to satisfy the requirements set forth under OAR 340-245-0210(2)(c).

Equation 1.

Excess cancer risk (chances-in-a-million)

$$= \Sigma \frac{(\text{TAC annual emission rate [g/s]} \times (\text{TEU dispersion factor } [\frac{\text{ug/m}^3}{\text{g/s}}]))}{(\text{applicable RBC at exposure location [ug/m}^3])}$$

Equation 2.

Chronic noncancer hazard index

$$= \Sigma \frac{(\text{TAC annual emission rate [g/s]} \times (\text{TEU dispersion factor } [\frac{\text{ug/m}^3}{\text{g/s}}]))}{(\text{applicable RBC at exposure location [ug/m}^3])}$$

Equation 3.

Acute noncancer hazard index

$$= \Sigma \frac{(\text{TAC daily emission rate [g/s]} \times (\text{TEU dispersion factor } [\frac{\text{ug/m}^3}{\text{g/s}}]))}{(\text{applicable RBC at exposure location [ug/m}^3])}$$

The cumulative facility excess cancer risk and chronic and acute noncancer hazard index was derived by summing each individual TAC risk contribution at each exposure location for each applicable TEU.

6 Risk Assessment Result Summary

MFA determined the total predicted excess cancer risk and chronic and acute noncancer risk (expressed numerically as the chronic and acute noncancer hazard index) at each modeled exposure location following the applicable requirements set forth in OAR 340-245-0050(1) for the Level 3 Risk

Assessment. Significant TEUs and gas combustion TEUs were evaluated separately consistent with OAR 340-245-0050(5). Excess cancer risk, and chronic and acute noncancer hazard index calculation methodologies are discussed in detail in Section 5.

Summaries of the Level 3 Risk Assessment results are presented in Table 6-1 and Table 6-2. The supporting calculations, including modeled dispersion factors, and applicable RBCs for each risk or hazard index estimate, and the locations of maximum predicted risk for each modeled TEU and exposure scenario are presented in Table 6-3 through 6-10.

Table 6-1. Level 3 Risk Assessment Results—Significant TEUs

Significant TEU Exposure Assessment	Facility Risk/Hazard Index		RAL Analysis
	Scenario 1	Scenario 2	
Cancer Risk (chances-in-one-million)			
Residential	2.8	2.9	Below Source Permit Level
Nonresidential Child	<0.1	<0.1	Below Source Permit Level
Nonresidential Worker	0.3	0.2	Below Source Permit Level
Chronic Noncancer Hazard Index			
Residential	0.2	0.2	Below Source Permit Level
Nonresidential Child	<0.1	<0.1	Below Source Permit Level
Nonresidential Worker	0.1	0.1	Below Source Permit Level
Acute Noncancer Hazard Index	0.2	0.2	Below Source Permit Level

Table 6-2. Level 3 Risk Assessment Results—Gas Combustion TEUs

Gas TEU Exposure Assessment	Facility Risk/Hazard Index
Cancer Risk (chances-in-one-million)	
Residential	<0.1
Nonresidential Child	<0.1
Nonresidential Worker	<0.1
Chronic Noncancer Hazard Index	
Residential	<0.1
Nonresidential Child	<0.1
Nonresidential Worker	<0.1
Acute Noncancer Hazard Index	<0.1

The Level 3 Risk Assessments were performed consistent with the CAO rules in effect on the date of issuance of this report.

6.1 Excess Cancer Risk

The maximum predicted excess cancer risk for Scenario 1 (all rotary fiberizers producing RF fiber) for significant TEUs is 2.8 additional chances of developing cancer in a population of 1,000,000 people (chances-in-one-million) as shown in Table 6-4.

The maximum predicted excess cancer risk for Scenario 2 (all rotary fiberizers producing RC fiber) for significant TEUs is 2.9 additional chances of developing cancer in a population of 1,000,000 people (chances-in-one-million) as shown in Table 6-9.

The maximum predicted excess cancer risk for gas combustion TEUs is <0.1 chances-in-one-million as shown in Table 6-6.

6.2 Chronic Noncancer Hazard Index

The maximum predicted chronic noncancer hazard index for Scenario 1 (all rotary fiberizers producing RF fiber) for significant TEUs is 0.2 as shown in Table 6-5.

The maximum predicted chronic noncancer hazard index for Scenario 2 (all rotary fiberizers producing RC fiber) for significant TEUs is 0.2 as shown in Table 6-10.

The maximum predicted chronic noncancer hazard index for gas combustion TEUs is <0.1 as shown in Table 6-7.

6.3 Acute Noncancer Hazard Index

The maximum predicted acute noncancer hazard index for Scenario 1 (all rotary fiberizers producing RF fiber) for significant TEUs is 0.2 as shown in Table 6-5.

The maximum predicted acute noncancer hazard index for Scenario 2 (all rotary fiberizers producing RC fiber) for significant TEUs is 0.2 as shown in Table 6-10.

The maximum predicted acute noncancer hazard index for gas combustion TEUs is <0.1 as shown in Table 6-7.

6.4 Uncertainty Analysis

Although the Level 3 Risk Assessments were conducted using the most accurate and readily available information, there are various levels of uncertainty associated with the risk assessment. Per OAR 340-245-0210(2)(d), known quantitative and qualitative uncertainties with the Level 3 Risk Assessment include, but may not be limited to, the following:

Acute Assessments:

- To assess acute noncancer risk, the full 24-hour exposure duration was assumed, though, by definition, the duration of acute exposure can be less than 24 hours. While this risk assessment will assume 24 hours of exposure, it is very unlikely that any individual would be exposed for a full 24 hours outside of a residential location. However, if the toxicity reference value is based on data collected for a lower exposure duration than the 24-hour exposure duration, the estimated risk may differ. Therefore, for TACs with RBCs that were developed using toxicity reference values

based on longer exposure durations, the Level 3 Risk Assessment may overestimate acute noncancer risk due to the 24-hour exposure duration assumption.

- The Level 3 Risk Assessments were conducted assuming each TEU at the facility is simultaneously operating at maximum design capacity for 24 hours. It is highly unlikely that all TEUs at the facility will simultaneously operate at their maximum capacity for a 24-hour period. Therefore, the Level 3 Risk Assessment likely overestimates acute noncancer risk due to unrealistic operating conditions.
- The Level 3 Risk Assessment includes meteorological conditions which may only occur a few days or less in a one-year period that can result in worst-case dispersion characteristics. It is unlikely that these infrequent meteorological conditions would occur at the same time that the facility was operating all TEUs at maximum capacity. Therefore, the Level 3 Risk Assessment likely overestimates acute noncancer risk because of the improbability of facility operations at maximum capacity aligning with worst-case meteorological conditions.
- Dispersion modeling was used to determine the daily dispersion factors per exposure location for use in risk estimate calculations. This method determines, for each TEU, a single day within the one-year period of hourly meteorological data, during which the highest predicted concentration occurs at each exposure location. It is highly unlikely that the maximum predicted concentration at a given exposure location occurs on the same day for all TEUs at the facility. For example, the highest predicted concentration for the Ceramic Filtration Unit 113 may occur at exposure location "X" on March 1 while, due to differences in location, release characteristics (i.e., stack height, velocity, etc.), and meteorological variation, the highest predicted concentration for the Emergency Generator 1 may occur at exposure location "X" on December 1. The maximum predicted concentrations are not paired-in-time such that maximum predicted concentrations per TEU may occur on different days within the meteorological dataset. Therefore, the Level 3 Risk Assessment likely overestimates acute noncancer risk because it is unlikely that the highest predicted concentration from each TEU occurs at every exposure location on the same day.

Cancer and Chronic Noncancer Assessments:

- The RBCs developed by the DEQ for excess cancer risk and chronic noncancer risk assume a 70-year exposure duration for 24 hours per day. It is unlikely that a person would remain at the same residence or in areas potentially impacted by emissions covered by the CAO program for 70 consecutive years for 24 hours per day. The risk assessments also account for a person being exposed to the local facility emission rate for the entire exposure duration. Therefore, the Level 3 Risk Assessment will overestimate cancer and chronic noncancer risk due to the unrealistic exposure duration assumption.
- The excess cancer and chronic noncancer risk assessments were performed assuming that all TEUs operate for the course of the calendar year at their maximum operational capacities. It is physically impossible that the facility could operate several of its TEUs at maximum capacity for an entire year without shutdown time for maintenance and cleaning of equipment. Therefore, the Level 3 Risk Assessment will overestimate cancer and chronic noncancer risk due to the overestimation of emissions resulting from continuous maximum capacity facility operation.

All Assessments:

- Only excess cancer risk and chronic and acute noncancer hazard index from TACs that have RBCs published by the DEQ were assessed. Tables 6-11 and 6-12 present the TACs emitted from the significant TEUs and gas combustion TEUs, respectively, that do not have RBCs published by the DEQ. For example, H&V produces special purpose fibers, a type of glasswool fiber, a listed TAC. Glasswool fiber emissions were quantified as 1,241 lb/yr under Scenario 1 and 1,254 lb/yr under

Scenario 2. However, because no state or federal authoritative source has published toxicity information for glasswool fibers, consistent with OAR 340-247-0030 DEQ has not developed an RBC for glasswool fibers. As no RBC has been developed, the potential health impact associated with glasswool fiber emissions was not evaluated as part of this risk assessment consistent with the requirements of OAR 340-245-0200. As a result, the Level 3 Risk Assessment may underestimate cancer and/or noncancer risk associated with those TACs, such as glasswool fibers, that do not have an associated RBC. However, the development of RBCs generally has a level of conservatism that will likely overestimate cancer and/or noncancer risk from TACs with RBCs.

7 Closing

If there are any questions or comments regarding this report, please contact Leslie Riley at (971) 570-5319.

Limitations

The services undertaken in completing this report were performed consistent with generally accepted professional consulting principles and practices. No other warranty, express or implied, is made. These services were performed consistent with our agreement with our client. This report is solely for the use and information of our client unless otherwise noted. Any reliance on this report by a third party is at such party's sole risk.

Opinions and recommendations contained in this report apply to conditions existing when services were performed and are intended only for the client, purposes, locations, time frames, and project parameters indicated. We are not responsible for the impacts of any changes in environmental standards, practices, or regulations subsequent to performance of services. We do not warrant the accuracy of information supplied by others, or the use of segregated portions of this report.

Appendix A

Tables



MAUL
FOSTER
ALONGI

© 2024 Maul Foster & Alongi, Inc. All Rights Reserved.

Table 3-1
Annual TAC Emission Rates—Significant TEUs
Production Scenario 1 (all Rotary Fine)
Hollingsworth & Vose Fiber Company—Corvallis, OR

TAC	CAS/ODEQ Sequence ID	RBC? (Yes/No)	Annual Emission Estimates										
			Glass Plant (Excluding Forehearth) Natural Gas Combustion	Rotary Fine									
				Fiber Production	CFU Bulking Agent	Natural Gas Combustion	Total		L3R3/R4	L3R5/R6	L1R3/R4	L1R7/R8	L1R1/R2
(lb/yr) ⁽¹⁾	(lb/yr) ⁽¹⁾	(lb/yr) ⁽¹⁾	(lb/yr) ^(a)	(lb/yr)	(g/s) ^(b)	(g/s) ^(c)	(g/s) ^(c)	(g/s) ^(c)	(g/s) ^(c)	(g/s) ^(c)			
TEU ID			NG_GP	RF	CFU_RF	--	--	--	--	--	--	--	--
Model ID			--	--	--	--	--	CFU101	CFU102	CFU103	CFU104	CFU105	
Production Fraction			--	--	--	0.857 ^(e)	--	--	--	--	--	--	--
Apportioning Fraction			--	--	--	--	--	0.067 ⁽²⁾	0.067 ⁽²⁾	0.067 ⁽²⁾	0.067 ⁽²⁾	0.067 ⁽²⁾	0.067 ⁽²⁾
METALS													
Aluminum	7429-90-5	Yes	--	--	--	--	--	--	--	--	--	--	--
Antimony	7440-36-0	Yes	--	--	--	--	--	--	--	--	--	--	--
Arsenic	7440-38-2	Yes	--	--	--	--	--	--	--	--	--	--	--
Barium	7440-39-3	No	--	0.41	--	--	0.41	5.8E-06	3.9E-07	3.9E-07	3.9E-07	3.9E-07	3.9E-07
Cadmium	7440-43-9	Yes	--	--	--	--	--	--	--	--	--	--	--
Chromium (total)	7440-47-3	No	--	0.14	--	--	0.14	2.0E-06	1.4E-07	1.4E-07	1.4E-07	1.4E-07	1.4E-07
Chromium VI	18540-29-9	Yes	--	0.14	--	--	0.14	2.0E-06	1.4E-07	1.4E-07	1.4E-07	1.4E-07	1.4E-07
Cobalt	7440-48-4	Yes	--	--	--	--	--	--	--	--	--	--	--
Copper	7440-50-8	Yes	--	3.43	--	--	3.43	4.9E-05	3.3E-06	3.3E-06	3.3E-06	3.3E-06	3.3E-06
Lead	7439-92-1	Yes	--	--	--	--	--	--	--	--	--	--	--
Manganese	7439-96-5	Yes	--	0.68	--	--	0.68	9.8E-06	6.5E-07	6.5E-07	6.5E-07	6.5E-07	6.5E-07
Mercury	7439-97-6	Yes	--	0.035	--	--	0.035	5.1E-07	3.4E-08	3.4E-08	3.4E-08	3.4E-08	3.4E-08
Molybdenum trioxide	1313-27-5	No	1.62	--	--	1.39	1.39	2.0E-05	1.3E-06	1.3E-06	1.3E-06	1.3E-06	1.3E-06
Nickel	7440-02-0	Yes	--	0.30	--	--	0.30	4.3E-06	2.9E-07	2.9E-07	2.9E-07	2.9E-07	2.9E-07
Phosphorus	504	No	--	5.66	--	--	5.66	8.1E-05	5.4E-06	5.4E-06	5.4E-06	5.4E-06	5.4E-06
Selenium	7782-49-2	Yes	--	--	--	--	--	--	--	--	--	--	--
Vanadium	7440-62-2	Yes	2.26	--	--	1.94	1.94	2.8E-05	1.9E-06	1.9E-06	1.9E-06	1.9E-06	1.9E-06
Zinc	7440-66-6	No	--	8.43	--	--	8.43	1.2E-04	8.1E-06	8.1E-06	8.1E-06	8.1E-06	8.1E-06
Zinc Oxide	1314-13-2	No	--	--	--	--	--	--	--	--	--	--	--
INORGANIC COMPOUNDS													
Ammonia	7664-41-7	Yes	3,141	--	--	2,692	2,692	0.039	2.6E-03	2.6E-03	2.6E-03	2.6E-03	2.6E-03
Carbon disulfide	75-15-0	Yes	--	--	--	--	--	--	--	--	--	--	--
Fluorides	239	Yes	--	--	--	--	--	--	--	--	--	--	--
Hydrogen Fluoride	7664-39-3	Yes	--	256	--	--	256	3.7E-03	2.5E-04	2.5E-04	2.5E-04	2.5E-04	2.5E-04
Hydrochloric Acid	7647-01-0	Yes	--	--	--	--	--	--	--	--	--	--	--
Phosphoric Acid	7664-38-2	Yes	--	--	--	--	--	--	--	--	--	--	--
Glasswool Fibers	352	No	--	39.8	--	--	39.8	5.7E-04	3.8E-05	3.8E-05	3.8E-05	3.8E-05	3.8E-05
Silica, Crystalline	7631-86-9	Yes	--	--	39.4	--	39.4	5.7E-04	3.8E-05	3.8E-05	3.8E-05	3.8E-05	3.8E-05
Sulfuric Acid	7664-93-9	Yes	--	--	--	--	--	--	--	--	--	--	--
ORGANIC COMPOUNDS													
Acetaldehyde	75-07-0	Yes	4.22	--	--	3.62	3.62	5.2E-05	3.5E-06	3.5E-06	3.5E-06	3.5E-06	3.5E-06
Acetone	67-64-1	Yes	--	388	--	--	388	5.6E-03	3.7E-04	3.7E-04	3.7E-04	3.7E-04	3.7E-04
Acrolein	107-02-8	Yes	2.65	--	--	2.27	2.27	3.3E-05	2.2E-06	2.2E-06	2.2E-06	2.2E-06	2.2E-06
Benzene	71-43-2	Yes	--	77.1	--	--	77.1	1.1E-03	7.4E-05	7.4E-05	7.4E-05	7.4E-05	7.4E-05
1,3-Butadiene	106-99-0	Yes	--	--	--	--	--	--	--	--	--	--	--
Cyclohexane	110-82-7	Yes	--	--	--	--	--	--	--	--	--	--	--
Ethylbenzene	100-41-4	Yes	--	--	--	--	--	--	--	--	--	--	--
Chloroethane	75-00-3	Yes	--	--	--	--	--	--	--	--	--	--	--
Formaldehyde	50-00-0	Yes	--	6,088	--	--	6,088	0.088	5.8E-03	5.8E-03	5.8E-03	5.8E-03	5.8E-03
Hexane	110-54-3	Yes	--	379	--	--	379	5.5E-03	3.6E-04	3.6E-04	3.6E-04	3.6E-04	3.6E-04
Chloromethane	74-87-3	Yes	--	30.0	--	--	30.0	4.3E-04	2.9E-05	2.9E-05	2.9E-05	2.9E-05	2.9E-05
2-Butanone	78-93-3	Yes	--	14.7	--	--	14.7	2.1E-04	1.4E-05	1.4E-05	1.4E-05	1.4E-05	1.4E-05
Methyl isobutyl ketone	108-10-1	Yes	--	--	--	--	--	--	--	--	--	--	--
1,2,4-Trimethylbenzene	95-63-6	Yes	--	--	--	--	--	--	--	--	--	--	--
Toluene	108-88-3	Yes	--	183	--	--	183	2.6E-03	1.8E-04	1.8E-04	1.8E-04	1.8E-04	1.8E-04
Xylenes (mixed isomers)	1330-20-7	Yes	--	--	--	--	--	--	--	--	--	--	--
o-Xylene	95-47-6	Yes	--	--	--	--	--	--	--	--	--	--	--
POLYCYCLIC AROMATIC HYDROCARBONS (PAH)													
PAHs	401	Yes	0.098	--	--	0.084	0.084	1.2E-06	8.1E-08	8.1E-08	8.1E-08	8.1E-08	8.1E-08
Benzo[a]pyrene	50-32-8	Yes	1.2E-03	--	--	1.0E-03	1.0E-03	1.5E-08	9.7E-10	9.7E-10	9.7E-10	9.7E-10	9.7E-10
Naphthalene	91-20-3	Yes	0.29	--	--	0.25	0.25	3.6E-06	2.4E-07	2.4E-07	2.4E-07	2.4E-07	2.4E-07
Diesel Particulate Matter (DPM)													
DPM	200	Yes	--	--	--	--	--	--	--	--	--	--	--
Total TAC Emission Estimate			3,152	7,474	39.4	2,702	10,216	0.15	9.8E-03	9.8E-03	9.8E-03	9.8E-03	9.8E-03

Notes

g = gram. RBC = risk-based concentration.
 GP1 = Glass Plant 1. RMH = raw material handling.
 GP2 = Glass Plant 2. s = second.
 hr = hour. TAC = toxic air contaminant.
 lb = pound. TEU = toxic emission unit.
 PM = particulate matter yr = year.

^(a) Emission rate (lb/yr) = (total annual emissions estimate [lb/yr]) x (production fraction)

^(b) Emission rate (g/s) = (annual emissions estimate [lb/yr]) x (453.592 g/lb) x (yr/8,760 hrs) x (hr/3,600 s)

^(c) Emission rate (g/s) = (total emission rate [g/s]) x (apportioning fraction)

^(d) Emission rate (g/s) = (total emission rate [g/s]) x (production fraction)

^(e) Production fraction = (fiber type natural gas usage [scf/hr]) / (total fiberizer natural gas usage [scf/hr])

Fiber Type	Natural Gas Usage (scf/hr)
Rotary Fine	96,000
Rotary Coarse	--
Flameblown	16,000
Total	112,000

^(f) Production fraction = (glass plant fiber production [tons/yr]) / (total fiber production [tons/yr])

Glass Plant	Fiber Production (tons/yr)
GP1	19,359
GP2	10,468
Total	29,827

^(g) Apportioning fraction = (PM emission factor [lb/ton]) / (total RMH PM emission factor [lb/ton])

Transport, storage, mixing PM emission factor (lb/ton) = 0.037 (3)
 Furnace bin PM emission factor (lb/ton) = 0.001 (3)
 Total RMH PM emission factor (lb/ton) = 0.038 (3)

References

- ⁽¹⁾ Emission estimates obtained from the revised emissions inventory dated March 14, 2024.
- ⁽²⁾ Emission estimates equally apportioned among the defined model source representations.
- ⁽³⁾ Emission factors obtained from the Standard ACDP 02-2173-ST-01 dated November 23, 2022.
- ⁽⁴⁾ Sum of Furnace Bin and GP1 Baling emission estimates.

© 2024 Maul Foster & Alongi, Inc. All Rights Reserved.

**Table 3-1
Annual TAC Emission Rates—Significant TEUs
Production Scenario 1 (all Rotary Fine)
Hollingsworth & Vose Fiber Company—Corvallis, OR**

TAC	CAS/ODEQ Sequence ID	RBC? (Yes/No)	Annual Emission Estimates												
			Rotary Fine												
			L1R9/L10	L1R11/R12	L1R5/L6	L2R7/R8	L2R2/R3	L2R5/R6	L2R4/R9	L4R5/R10	L4R6/R7	L4R8/R9			
(g/s) ^(c)	(g/s) ^(c)	(g/s) ^(c)	(g/s) ^(c)	(g/s) ^(c)	(g/s) ^(c)	(g/s) ^(c)	(g/s) ^(c)	(g/s) ^(c)	(g/s) ^(c)	(g/s) ^(c)					
TEU ID			--	--	--	--	--	--	--	--	--	--	--	--	--
Model ID			CFU106	CFU107	CFU108	CFU109	CFU110	CFU111	CFU112	CFU116	CFU117	CFU118			
Production Fraction			--	--	--	--	--	--	--	--	--	--	--	--	--
Apportioning Fraction			0.067 ⁽²⁾	0.067 ⁽²⁾	0.067 ⁽²⁾	0.067 ⁽²⁾	0.067 ⁽²⁾	0.067 ⁽²⁾	0.067 ⁽²⁾	0.067 ⁽²⁾	0.067 ⁽²⁾	0.067 ⁽²⁾	0.067 ⁽²⁾	0.067 ⁽²⁾	0.067 ⁽²⁾
METALS															
Aluminum	7429-90-5	Yes	--	--	--	--	--	--	--	--	--	--	--	--	--
Antimony	7440-36-0	Yes	--	--	--	--	--	--	--	--	--	--	--	--	--
Arsenic	7440-38-2	Yes	--	--	--	--	--	--	--	--	--	--	--	--	--
Barium	7440-39-3	No	3.9E-07	3.9E-07	3.9E-07	3.9E-07	3.9E-07	3.9E-07	3.9E-07	3.9E-07	3.9E-07	3.9E-07	3.9E-07	3.9E-07	3.9E-07
Cadmium	7440-43-9	Yes	--	--	--	--	--	--	--	--	--	--	--	--	--
Chromium (total)	7440-47-3	No	1.4E-07	1.4E-07	1.4E-07	1.4E-07	1.4E-07	1.4E-07	1.4E-07	1.4E-07	1.4E-07	1.4E-07	1.4E-07	1.4E-07	1.4E-07
Chromium VI	18540-29-9	Yes	1.4E-07	1.4E-07	1.4E-07	1.4E-07	1.4E-07	1.4E-07	1.4E-07	1.4E-07	1.4E-07	1.4E-07	1.4E-07	1.4E-07	1.4E-07
Cobalt	7440-48-4	Yes	--	--	--	--	--	--	--	--	--	--	--	--	--
Copper	7440-50-8	Yes	3.3E-06	3.3E-06	3.3E-06	3.3E-06	3.3E-06	3.3E-06	3.3E-06	3.3E-06	3.3E-06	3.3E-06	3.3E-06	3.3E-06	3.3E-06
Lead	7439-92-1	Yes	--	--	--	--	--	--	--	--	--	--	--	--	--
Manganese	7439-96-5	Yes	6.5E-07	6.5E-07	6.5E-07	6.5E-07	6.5E-07	6.5E-07	6.5E-07	6.5E-07	6.5E-07	6.5E-07	6.5E-07	6.5E-07	6.5E-07
Mercury	7439-97-6	Yes	3.4E-08	3.4E-08	3.4E-08	3.4E-08	3.4E-08	3.4E-08	3.4E-08	3.4E-08	3.4E-08	3.4E-08	3.4E-08	3.4E-08	3.4E-08
Molybdenum trioxide	1313-27-5	No	1.3E-06	1.3E-06	1.3E-06	1.3E-06	1.3E-06	1.3E-06	1.3E-06	1.3E-06	1.3E-06	1.3E-06	1.3E-06	1.3E-06	1.3E-06
Nickel	7440-02-0	Yes	2.9E-07	2.9E-07	2.9E-07	2.9E-07	2.9E-07	2.9E-07	2.9E-07	2.9E-07	2.9E-07	2.9E-07	2.9E-07	2.9E-07	2.9E-07
Phosphorus	504	No	5.4E-06	5.4E-06	5.4E-06	5.4E-06	5.4E-06	5.4E-06	5.4E-06	5.4E-06	5.4E-06	5.4E-06	5.4E-06	5.4E-06	5.4E-06
Selenium	7782-49-2	Yes	--	--	--	--	--	--	--	--	--	--	--	--	--
Vanadium	7440-62-2	Yes	1.9E-06	1.9E-06	1.9E-06	1.9E-06	1.9E-06	1.9E-06	1.9E-06	1.9E-06	1.9E-06	1.9E-06	1.9E-06	1.9E-06	1.9E-06
Zinc	7440-66-6	No	8.1E-06	8.1E-06	8.1E-06	8.1E-06	8.1E-06	8.1E-06	8.1E-06	8.1E-06	8.1E-06	8.1E-06	8.1E-06	8.1E-06	8.1E-06
Zinc Oxide	1314-13-2	No	--	--	--	--	--	--	--	--	--	--	--	--	--
INORGANIC COMPOUNDS															
Ammonia	7664-41-7	Yes	2.6E-03	2.6E-03	2.6E-03	2.6E-03	2.6E-03	2.6E-03	2.6E-03	2.6E-03	2.6E-03	2.6E-03	2.6E-03	2.6E-03	2.6E-03
Carbon disulfide	75-15-0	Yes	--	--	--	--	--	--	--	--	--	--	--	--	--
Fluorides	239	Yes	--	--	--	--	--	--	--	--	--	--	--	--	--
Hydrogen Fluoride	7664-39-3	Yes	2.5E-04	2.5E-04	2.5E-04	2.5E-04	2.5E-04	2.5E-04	2.5E-04	2.5E-04	2.5E-04	2.5E-04	2.5E-04	2.5E-04	2.5E-04
Hydrochloric Acid	7647-01-0	Yes	--	--	--	--	--	--	--	--	--	--	--	--	--
Phosphoric Acid	7664-38-2	Yes	--	--	--	--	--	--	--	--	--	--	--	--	--
Glasswool Fibers	352	No	3.8E-05	3.8E-05	3.8E-05	3.8E-05	3.8E-05	3.8E-05	3.8E-05	3.8E-05	3.8E-05	3.8E-05	3.8E-05	3.8E-05	3.8E-05
Silica, Crystalline	7631-86-9	Yes	3.8E-05	3.8E-05	3.8E-05	3.8E-05	3.8E-05	3.8E-05	3.8E-05	3.8E-05	3.8E-05	3.8E-05	3.8E-05	3.8E-05	3.8E-05
Sulfuric Acid	7664-93-9	Yes	--	--	--	--	--	--	--	--	--	--	--	--	--
ORGANIC COMPOUNDS															
Acetaldehyde	75-07-0	Yes	3.5E-06	3.5E-06	3.5E-06	3.5E-06	3.5E-06	3.5E-06	3.5E-06	3.5E-06	3.5E-06	3.5E-06	3.5E-06	3.5E-06	3.5E-06
Acetone	67-64-1	Yes	3.7E-04	3.7E-04	3.7E-04	3.7E-04	3.7E-04	3.7E-04	3.7E-04	3.7E-04	3.7E-04	3.7E-04	3.7E-04	3.7E-04	3.7E-04
Acrolein	107-02-8	Yes	2.2E-06	2.2E-06	2.2E-06	2.2E-06	2.2E-06	2.2E-06	2.2E-06	2.2E-06	2.2E-06	2.2E-06	2.2E-06	2.2E-06	2.2E-06
Benzene	71-43-2	Yes	7.4E-05	7.4E-05	7.4E-05	7.4E-05	7.4E-05	7.4E-05	7.4E-05	7.4E-05	7.4E-05	7.4E-05	7.4E-05	7.4E-05	7.4E-05
1,3-Butadiene	106-99-0	Yes	--	--	--	--	--	--	--	--	--	--	--	--	--
Cyclohexane	110-82-7	Yes	--	--	--	--	--	--	--	--	--	--	--	--	--
Ethylbenzene	100-41-4	Yes	--	--	--	--	--	--	--	--	--	--	--	--	--
Chloroethane	75-00-3	Yes	--	--	--	--	--	--	--	--	--	--	--	--	--
Formaldehyde	50-00-0	Yes	5.8E-03	5.8E-03	5.8E-03	5.8E-03	5.8E-03	5.8E-03	5.8E-03	5.8E-03	5.8E-03	5.8E-03	5.8E-03	5.8E-03	5.8E-03
Hexane	110-54-3	Yes	3.6E-04	3.6E-04	3.6E-04	3.6E-04	3.6E-04	3.6E-04	3.6E-04	3.6E-04	3.6E-04	3.6E-04	3.6E-04	3.6E-04	3.6E-04
Chloromethane	74-87-3	Yes	2.9E-05	2.9E-05	2.9E-05	2.9E-05	2.9E-05	2.9E-05	2.9E-05	2.9E-05	2.9E-05	2.9E-05	2.9E-05	2.9E-05	2.9E-05
2-Butanone	78-93-3	Yes	1.4E-05	1.4E-05	1.4E-05	1.4E-05	1.4E-05	1.4E-05	1.4E-05	1.4E-05	1.4E-05	1.4E-05	1.4E-05	1.4E-05	1.4E-05
Methyl isobutyl ketone	108-10-1	Yes	--	--	--	--	--	--	--	--	--	--	--	--	--
1,2,4-Trimethylbenzene	95-63-6	Yes	--	--	--	--	--	--	--	--	--	--	--	--	--
Toluene	108-88-3	Yes	1.8E-04	1.8E-04	1.8E-04	1.8E-04	1.8E-04	1.8E-04	1.8E-04	1.8E-04	1.8E-04	1.8E-04	1.8E-04	1.8E-04	1.8E-04
Xylenes (mixed isomers)	1330-20-7	Yes	--	--	--	--	--	--	--	--	--	--	--	--	--
o-Xylene	95-47-6	Yes	--	--	--	--	--	--	--	--	--	--	--	--	--
POLYCYCLIC AROMATIC HYDROCARBONS (PAH)															
PAHs	401	Yes	8.1E-08	8.1E-08	8.1E-08	8.1E-08	8.1E-08	8.1E-08	8.1E-08	8.1E-08	8.1E-08	8.1E-08	8.1E-08	8.1E-08	8.1E-08
Benzo[a]pyrene	50-32-8	Yes	9.7E-10	9.7E-10	9.7E-10	9.7E-10	9.7E-10	9.7E-10	9.7E-10	9.7E-10	9.7E-10	9.7E-10	9.7E-10	9.7E-10	9.7E-10
Naphthalene	91-20-3	Yes	2.4E-07	2.4E-07	2.4E-07	2.4E-07	2.4E-07	2.4E-07	2.4E-07	2.4E-07	2.4E-07	2.4E-07	2.4E-07	2.4E-07	2.4E-07
Diesel Particulate Matter (DPM)															
DPM	200	Yes	--	--	--	--	--	--	--	--	--	--	--	--	--
Total TAC Emission Estimate			9.8E-03	9.8E-03	9.8E-03	9.8E-03	9.8E-03	9.8E-03	9.8E-03	9.8E-03	9.8E-03	9.8E-03	9.8E-03	9.8E-03	9.8E-03

Notes

- g = gram. RBC = risk-based concentration.
- GP1 = Glass Plant 1. RMH = raw material handling.
- GP2 = Glass Plant 2. s = second.
- hr = hour. TAC = toxic air contaminant.
- lb = pound. TEU = toxic emission unit.
- PM = particulate matter yr = year.
- ^(a) Emission rate (lb/yr) = (total annual emissions estimate [lb/yr]) x (production fraction)
- ^(b) Emission rate (g/s) = (annual emissions estimate [lb/yr]) x (453.592 g/lb) x (yr/8,760 hrs) x (hr/3,600 s)
- ^(c) Emission rate (g/s) = (total emission rate [g/s]) x (apportioning fraction)
- ^(d) Emission rate (g/s) = (total emission rate [g/s]) x (production fraction)
- ^(e) Production fraction = (fiber type natural gas usage [scf/hr]) / (total fiberizer natural gas usage [scf/hr])

Fiber Type	Natural Gas Usage (scf/hr)
Rotary Fine	96,000
Rotary Coarse	--
Flameblown	16,000
Total	112,000

^(f) Production fraction = (glass plant fiber production [tons/yr]) / (total fiber production [tons/yr])

Glass Plant	Fiber Production (tons/yr)
GP1	19,359
GP2	10,468
Total	29,827

^(g) Apportioning fraction = (PM emission factor [lb/ton]) / (total RMH PM emission factor [lb/ton])

- Transport, storage, mixing PM emission factor (lb/ton) = 0.037 (3)
- Furnace bin PM emission factor (lb/ton) = 0.001 (3)
- Total RMH PM emission factor (lb/ton) = 0.038 (3)

References

- ⁽¹⁾ Emission estimates obtained from the revised emissions inventory dated March 14, 2024.
- ⁽²⁾ Emission estimates equally apportioned among the defined model source representations.
- ⁽³⁾ Emission factors obtained from the Standard ACDP 02-2173-ST-01 dated November 23, 2022.
- ⁽⁴⁾ Sum of Furnace Bin and GP1 Baling emission estimates.

© 2024 Maul Foster & Alongi, Inc. All Rights Reserved.

**Table 3-1
Annual TAC Emission Rates—Significant TEUs
Production Scenario 1 (all Rotary Fine)
Hollingsworth & Vose Fiber Company—Corvallis, OR**

TAC	CAS/ODEQ Sequence ID	RBC? (Yes/No)	Annual Emission Estimates										
			Flameblown Fiber Production						Glass Melt				
			Fiber Production	CFU Bulking Agent	Natural Gas Combustion	Total		L4F1/F2	L4F3/F4	Fiber Production	CFU Bulking Agent	Total	
			(lb/yr) ⁽¹⁾	(lb/yr) ⁽¹⁾	(lb/yr) ^(a)	(lb/yr)	(g/s) ^(b)	(g/s) ^(c)	(g/s) ^(c)	(lb/yr) ⁽¹⁾	(lb/yr) ⁽¹⁾	(lb/yr)	(g/s) ^(b)
TEU ID			FB	CFU_FB	--	--	--	--	--	--	GM	CFU_GM	--
Model ID			--	--	--	--	--	CFU114	CFU115	--	--	--	CFU113
Production Fraction			--	--	0.143 ^(e)	--	--	--	--	--	--	--	--
Apportioning Fraction			--	--	--	--	--	0.50 ⁽²⁾	0.50 ⁽²⁾	--	--	--	--
METALS													
Aluminum	7429-90-5	Yes	--	--	--	--	--	--	--	--	--	--	--
Antimony	7440-36-0	Yes	0.26	--	--	0.26	3.7E-06	1.8E-06	1.8E-06	0.084	--	0.084	1.2E-06
Arsenic	7440-38-2	Yes	--	--	--	--	--	--	--	--	--	--	--
Barium	7440-39-3	No	0.17	--	--	0.17	2.4E-06	1.2E-06	1.2E-06	0.058	--	0.058	8.4E-07
Cadmium	7440-43-9	Yes	0.047	--	--	0.047	6.8E-07	3.4E-07	3.4E-07	0.070	--	0.070	1.0E-06
Chromium (total)	7440-47-3	No	0.055	--	--	0.055	7.9E-07	3.9E-07	3.9E-07	0.030	--	0.030	4.3E-07
Chromium VI	18540-29-9	Yes	0.055	--	--	0.055	7.9E-07	3.9E-07	3.9E-07	0.030	--	0.030	4.3E-07
Cobalt	7440-48-4	Yes	--	--	--	--	--	--	--	0.013	--	0.013	1.8E-07
Copper	7440-50-8	Yes	0.78	--	--	0.78	1.1E-05	5.6E-06	5.6E-06	0.46	--	0.46	6.6E-06
Lead	7439-92-1	Yes	--	--	--	--	--	--	--	0.62	--	0.62	9.0E-06
Manganese	7439-96-5	Yes	0.18	--	--	0.18	2.6E-06	1.3E-06	1.3E-06	0.017	--	0.017	2.4E-07
Mercury	7439-97-6	Yes	8.9E-03	--	--	8.9E-03	1.3E-07	6.4E-08	6.4E-08	8.49	--	8.49	1.2E-04
Molybdenum trioxide	1313-27-5	No	--	--	0.23	0.23	3.3E-06	1.7E-06	1.7E-06	--	--	--	--
Nickel	7440-02-0	Yes	0.29	--	--	0.29	4.2E-06	2.1E-06	2.1E-06	--	--	--	--
Phosphorus	504	No	1.46	--	--	1.46	2.1E-05	1.0E-05	1.0E-05	1.82	--	1.82	2.6E-05
Selenium	7782-49-2	Yes	--	--	--	--	--	--	--	--	--	--	--
Vanadium	7440-62-2	Yes	--	--	0.32	0.32	4.6E-06	2.3E-06	2.3E-06	--	--	--	--
Zinc	7440-66-6	No	4.70	--	--	4.70	6.8E-05	3.4E-05	3.4E-05	0.96	--	0.96	1.4E-05
Zinc Oxide	1314-13-2	No	--	--	--	--	--	--	--	--	--	--	--
INORGANIC COMPOUNDS													
Ammonia	7664-41-7	Yes	--	--	449	449	6.5E-03	3.2E-03	3.2E-03	--	--	--	--
Carbon disulfide	75-15-0	Yes	--	--	--	--	--	--	--	0.90	--	0.90	1.3E-05
Fluorides	239	Yes	2.84	--	--	2.84	4.1E-05	2.0E-05	2.0E-05	3.26	--	3.26	4.7E-05
Hydrogen Fluoride	7664-39-3	Yes	38.1	--	--	38.1	5.5E-04	2.7E-04	2.7E-04	0.48	--	0.48	6.8E-06
Hydrochloric Acid	7647-01-0	Yes	--	--	--	--	--	--	--	--	--	--	--
Phosphoric Acid	7664-38-2	Yes	--	--	--	--	--	--	--	--	--	--	--
Glasswool Fibers	352	No	8.20	--	--	8.20	1.2E-04	5.9E-05	5.9E-05	--	--	--	--
Silica, Crystalline	7631-86-9	Yes	--	8.11	--	8.11	1.2E-04	5.8E-05	5.8E-05	--	0.82	0.82	1.2E-05
Sulfuric Acid	7664-93-9	Yes	--	--	--	--	--	--	--	--	--	--	--
ORGANIC COMPOUNDS													
Acetaldehyde	75-07-0	Yes	--	--	0.60	0.60	8.7E-06	4.3E-06	4.3E-06	--	--	--	--
Acetone	67-64-1	Yes	340	--	--	340	4.9E-03	2.4E-03	2.4E-03	130	--	130	1.9E-03
Acrolein	107-02-8	Yes	--	--	0.38	0.38	5.4E-06	2.7E-06	2.7E-06	--	--	--	--
Benzene	71-43-2	Yes	85.1	--	--	85.1	1.2E-03	6.1E-04	6.1E-04	31.0	--	31.0	4.5E-04
1,3-Butadiene	106-99-0	Yes	--	--	--	--	--	--	--	13.7	--	13.7	2.0E-04
Cyclohexane	110-82-7	Yes	5.24	--	--	5.24	7.5E-05	3.8E-05	3.8E-05	--	--	--	--
Ethylbenzene	100-41-4	Yes	4.46	--	--	4.46	6.4E-05	3.2E-05	3.2E-05	--	--	--	--
Chloroethane	75-00-3	Yes	2.40	--	--	2.40	3.5E-05	1.7E-05	1.7E-05	--	--	--	--
Formaldehyde	50-00-0	Yes	366	--	--	366	5.3E-03	2.6E-03	2.6E-03	68.6	--	68.6	9.9E-04
Hexane	110-54-3	Yes	493	--	--	493	7.1E-03	3.5E-03	3.5E-03	18.7	--	18.7	2.7E-04
Chloromethane	74-87-3	Yes	32.2	--	--	32.2	4.6E-04	2.3E-04	2.3E-04	--	--	--	--
2-Butanone	78-93-3	Yes	10.8	--	--	10.8	1.6E-04	7.8E-05	7.8E-05	1.71	--	1.71	2.5E-05
Methyl isobutyl ketone	108-10-1	Yes	3.93	--	--	3.93	5.7E-05	2.8E-05	2.8E-05	--	--	--	--
1,2,4-Trimethylbenzene	95-63-6	Yes	--	--	--	--	--	--	--	--	--	--	--
Toluene	108-88-3	Yes	85.9	--	--	85.9	1.2E-03	6.2E-04	6.2E-04	7.76	--	7.76	1.1E-04
Xylenes (mixed isomers)	1330-20-7	Yes	9.22	--	--	9.22	1.3E-04	6.6E-05	6.6E-05	--	--	--	--
o-Xylene	95-47-6	Yes	--	--	--	--	--	--	--	--	--	--	--
POLYCYCLIC AROMATIC HYDROCARBONS (PAH)													
PAHs	401	Yes	--	--	0.014	0.014	2.0E-07	1.0E-07	1.0E-07	--	--	--	--
Benzo[a]pyrene	50-32-8	Yes	--	--	1.7E-04	1.7E-04	2.4E-09	1.2E-09	1.2E-09	--	--	--	--
Naphthalene	91-20-3	Yes	--	--	0.042	0.042	6.1E-07	3.0E-07	3.0E-07	--	--	--	--
Diesel Particulate Matter (DPM)													
DPM	200	Yes	--	--	--	--	--	--	--	--	--	--	--
Total TAC Emission Estimate			1,495	8.11	450	1,953	0.028	0.014	0.014	288	0.82	289	4.2E-03

Notes

g = gram. RBC = risk-based concentration.
 GP1 = Glass Plant 1. RMH = raw material handling.
 GP2 = Glass Plant 2. s = second.
 hr = hour. TAC = toxic air contaminant.
 lb = pound. TEU = toxic emission unit.
 PM = particulate matter yr = year.

^(a) Emission rate (lb/yr) = (total annual emissions estimate [lb/yr]) x (production fraction)

^(b) Emission rate (g/s) = (annual emissions estimate [lb/yr]) x (453.592 g/lb) x (yr/8,760 hrs) x (hr/3,600 s)

^(c) Emission rate (g/s) = (total emission rate [g/s]) x (apportioning fraction)

^(d) Emission rate (g/s) = (total emission rate [g/s]) x (production fraction)

^(e) Production fraction = (fiber type natural gas usage [scf/hr]) / (total fiberizer natural gas usage [scf/hr])

Fiber Type	Natural Gas Usage (scf/hr)
Rotary Fine	96,000
Rotary Coarse	--
Flameblown	16,000
Total	112,000

^(f) Production fraction = (glass plant fiber production [tons/yr]) / (total fiber production [tons/yr])

Glass Plant	Fiber Production (tons/yr)
GP1	19,359
GP2	10,468
Total	29,827

^(g) Apportioning fraction = (PM emission factor [lb/ton]) / (total RMH PM emission factor [lb/ton])

Transport, storage, mixing PM emission factor (lb/ton) = 0.037 (3)
 Furnace bin PM emission factor (lb/ton) = 0.001 (3)
 Total RMH PM emission factor (lb/ton) = 0.038 (3)

References

- ⁽¹⁾ Emission estimates obtained from the revised emissions inventory dated March 14, 2024.
- ⁽²⁾ Emission estimates equally apportioned among the defined model source representations.
- ⁽³⁾ Emission factors obtained from the Standard ACDP 02-2173-ST-01 dated November 23, 2022.
- ⁽⁴⁾ Sum of Furnace Bin and GP1 Baling emission estimates.

© 2024 Maul Foster & Alongi, Inc. All Rights Reserved.

**Table 3-1
Annual TAC Emission Rates—Significant TEUs
Production Scenario 1 (all Rotary Fine)
Hollingsworth & Vose Fiber Company—Corvallis, OR**

TAC	CAS/ODEQ Sequence ID	RBC? (Yes/No)	Annual Emission Estimates							
			CFU Super Sack Filling							
			Rotary Fine							
			Total (lb/yr) ⁽¹⁾	CFU101 (g/s) ^(c)	CFU102 (g/s) ^(c)	CFU105 (g/s) ^(c)	CFU116 (g/s) ^(c)	CFU117 (g/s) ^(c)	CFU118 (g/s) ^(c)	
TEU ID			SSF_RF	--	--	--	--	--	--	--
Model ID			--	SSF01	SSF02	SSF05	SSF16	SSF17	SSF18	
Production Fraction			--	--	--	--	--	--	--	--
Apportioning Fraction			--	0.167 ⁽²⁾	0.167 ⁽²⁾	0.167 ⁽²⁾	0.167 ⁽²⁾	0.167 ⁽²⁾	0.167 ⁽²⁾	0.167 ⁽²⁾
METALS										
Aluminum	7429-90-5	Yes	--	--	--	--	--	--	--	--
Antimony	7440-36-0	Yes	--	--	--	--	--	--	--	--
Arsenic	7440-38-2	Yes	--	--	--	--	--	--	--	--
Barium	7440-39-3	No	5.8E-04	8.4E-09	1.4E-09	1.4E-09	1.4E-09	1.4E-09	1.4E-09	1.4E-09
Cadmium	7440-43-9	Yes	--	--	--	--	--	--	--	--
Chromium (total)	7440-47-3	No	2.0E-04	2.9E-09	4.9E-10	4.9E-10	4.9E-10	4.9E-10	4.9E-10	4.9E-10
Chromium VI	18540-29-9	Yes	2.0E-04	2.9E-09	4.9E-10	4.9E-10	4.9E-10	4.9E-10	4.9E-10	4.9E-10
Cobalt	7440-48-4	Yes	--	--	--	--	--	--	--	--
Copper	7440-50-8	Yes	4.9E-03	7.1E-08	1.2E-08	1.2E-08	1.2E-08	1.2E-08	1.2E-08	1.2E-08
Lead	7439-92-1	Yes	--	--	--	--	--	--	--	--
Manganese	7439-96-5	Yes	9.7E-04	1.4E-08	2.3E-09	2.3E-09	2.3E-09	2.3E-09	2.3E-09	2.3E-09
Mercury	7439-97-6	Yes	5.1E-05	7.3E-10	1.2E-10	1.2E-10	1.2E-10	1.2E-10	1.2E-10	1.2E-10
Molybdenum trioxide	1313-27-5	No	--	--	--	--	--	--	--	--
Nickel	7440-02-0	Yes	4.3E-04	6.2E-09	1.0E-09	1.0E-09	1.0E-09	1.0E-09	1.0E-09	1.0E-09
Phosphorus	504	No	8.1E-03	1.2E-07	1.9E-08	1.9E-08	1.9E-08	1.9E-08	1.9E-08	1.9E-08
Selenium	7782-49-2	Yes	--	--	--	--	--	--	--	--
Vanadium	7440-62-2	Yes	--	--	--	--	--	--	--	--
Zinc	7440-66-6	No	0.012	1.7E-07	2.9E-08	2.9E-08	2.9E-08	2.9E-08	2.9E-08	2.9E-08
Zinc Oxide	1314-13-2	No	--	--	--	--	--	--	--	--
INORGANIC COMPOUNDS										
Ammonia	7664-41-7	Yes	--	--	--	--	--	--	--	--
Carbon disulfide	75-15-0	Yes	--	--	--	--	--	--	--	--
Fluorides	239	Yes	--	--	--	--	--	--	--	--
Hydrogen Fluoride	7664-39-3	Yes	--	--	--	--	--	--	--	--
Hydrochloric Acid	7647-01-0	Yes	--	--	--	--	--	--	--	--
Phosphoric Acid	7664-38-2	Yes	--	--	--	--	--	--	--	--
Glasswool Fibers	352	No	--	--	--	--	--	--	--	--
Silica, Crystalline	7631-86-9	Yes	0.16	2.3E-06	3.8E-07	3.8E-07	3.8E-07	3.8E-07	3.8E-07	3.8E-07
Sulfuric Acid	7664-93-9	Yes	--	--	--	--	--	--	--	--
ORGANIC COMPOUNDS										
Acetaldehyde	75-07-0	Yes	--	--	--	--	--	--	--	--
Acetone	67-64-1	Yes	--	--	--	--	--	--	--	--
Acrolein	107-02-8	Yes	--	--	--	--	--	--	--	--
Benzene	71-43-2	Yes	--	--	--	--	--	--	--	--
1,3-Butadiene	106-99-0	Yes	--	--	--	--	--	--	--	--
Cyclohexane	110-82-7	Yes	--	--	--	--	--	--	--	--
Ethylbenzene	100-41-4	Yes	--	--	--	--	--	--	--	--
Chloroethane	75-00-3	Yes	--	--	--	--	--	--	--	--
Formaldehyde	50-00-0	Yes	--	--	--	--	--	--	--	--
Hexane	110-54-3	Yes	--	--	--	--	--	--	--	--
Chloromethane	74-87-3	Yes	--	--	--	--	--	--	--	--
2-Butanone	78-93-3	Yes	--	--	--	--	--	--	--	--
Methyl isobutyl ketone	108-10-1	Yes	--	--	--	--	--	--	--	--
1,2,4-Trimethylbenzene	95-63-6	Yes	--	--	--	--	--	--	--	--
Toluene	108-88-3	Yes	--	--	--	--	--	--	--	--
Xylenes (mixed isomers)	1330-20-7	Yes	--	--	--	--	--	--	--	--
o-Xylene	95-47-6	Yes	--	--	--	--	--	--	--	--
POLYCYCLIC AROMATIC HYDROCARBONS (PAH)										
PAHs	401	Yes	--	--	--	--	--	--	--	--
Benzo[a]pyrene	50-32-8	Yes	--	--	--	--	--	--	--	--
Naphthalene	91-20-3	Yes	--	--	--	--	--	--	--	--
Diesel Particulate Matter (DPM)										
DPM	200	Yes	--	--	--	--	--	--	--	--
Total TAC Emission Estimate			0.19	2.7E-06	4.5E-07	4.5E-07	4.5E-07	4.5E-07	4.5E-07	4.5E-07

Notes

g = gram. RBC = risk-based concentration.
 GP1 = Glass Plant 1. RMH = raw material handling.
 GP2 = Glass Plant 2. s = second.
 hr = hour. TAC = toxic air contaminant.
 lb = pound. TEU = toxic emission unit.
 PM = particulate matter yr = year.

^(a) Emission rate (lb/yr) = (total annual emissions estimate [lb/yr]) x (production fraction)

^(b) Emission rate (g/s) = (annual emissions estimate [lb/yr]) x (453.592 g/lb) x (yr/8,760 hrs) x (hr/3,600 s)

^(c) Emission rate (g/s) = (total emission rate [g/s]) x (apportioning fraction)

^(d) Emission rate (g/s) = (total emission rate [g/s]) x (production fraction)

^(e) Production fraction = (fiber type natural gas usage [scf/hr]) / (total fiberizer natural gas usage [scf/hr])

Fiber Type	Natural Gas Usage (scf/hr)
Rotary Fine	96,000
Rotary Coarse	--
Flameblown	16,000
Total	112,000

^(f) Production fraction = (glass plant fiber production [tons/yr]) / (total fiber production [tons/yr])

Glass Plant	Fiber Production (tons/yr)
GP1	19,359
GP2	10,468
Total	29,827

^(g) Apportioning fraction = (PM emission factor [lb/ton]) / (total RMH PM emission factor [lb/ton])

Transport, storage, mixing PM emission factor (lb/ton) = 0.037 (3)
 Furnace bin PM emission factor (lb/ton) = 0.001 (3)
 Total RMH PM emission factor (lb/ton) = 0.038 (3)

References

- ⁽¹⁾ Emission estimates obtained from the revised emissions inventory dated March 14, 2024.
- ⁽²⁾ Emission estimates equally apportioned among the defined model source representations.
- ⁽³⁾ Emission factors obtained from the Standard ACDP 02-2173-ST-01 dated November 23, 2022.
- ⁽⁴⁾ Sum of Furnace Bin and GP1 Baling emission estimates.

© 2024 Maul Foster & Alongi, Inc. All Rights Reserved.

Table 3-1
Annual TAC Emission Rates—Significant TEUs
Production Scenario 1 (all Rotary Fine)
Hollingsworth & Vose Fiber Company—Corvallis, OR

TAC	CAS/ODEQ Sequence ID	RBC? (Yes/No)	Annual Emission Estimates											
			CFU Super Sack Filling											
			Rotary Coarse/Ultra Rotary Coarse											
			Total (lb/yr) ⁽¹⁾	CFU103 (g/s) ^(c)	CFU104 (g/s) ^(c)	CFU106 (g/s) ^(c)	CFU107 (g/s) ^(c)	CFU108 (g/s) ^(c)	CFU109 (g/s) ^(c)	CFU110 (g/s) ^(c)	CFU111 (g/s) ^(c)	CFU112 (g/s) ^(c)		
TEU ID	SSF_RC	--	--	--	--	--	--	--	--	--	--	--	--	--
Model ID	--	SSF03	SSF04	SSF06	SSF07	SSF08	SSF09	SSF10	SSF11	SSF12				
Production Fraction	--	--	--	--	--	--	--	--	--	--	--	--	--	--
Apportioning Fraction	--	0.111 ⁽²⁾	0.111 ⁽²⁾	0.111 ⁽²⁾	0.111 ⁽²⁾	0.111 ⁽²⁾	0.111 ⁽²⁾	0.111 ⁽²⁾	0.111 ⁽²⁾	0.111 ⁽²⁾	0.111 ⁽²⁾	0.111 ⁽²⁾	0.111 ⁽²⁾	0.111 ⁽²⁾
METALS														
Aluminum	7429-90-5	Yes	--	--	--	--	--	--	--	--	--	--	--	--
Antimony	7440-36-0	Yes	6.2E-03	8.9E-08	9.8E-09	9.8E-09	9.8E-09	9.8E-09	9.8E-09	9.8E-09	9.8E-09	9.8E-09	9.8E-09	9.8E-09
Arsenic	7440-38-2	Yes	--	--	--	--	--	--	--	--	--	--	--	--
Barium	7440-39-3	No	3.8E-03	5.5E-08	6.1E-09	6.1E-09	6.1E-09	6.1E-09	6.1E-09	6.1E-09	6.1E-09	6.1E-09	6.1E-09	6.1E-09
Cadmium	7440-43-9	Yes	3.9E-03	5.7E-08	6.3E-09	6.3E-09	6.3E-09	6.3E-09	6.3E-09	6.3E-09	6.3E-09	6.3E-09	6.3E-09	6.3E-09
Chromium (total)	7440-47-3	No	3.7E-03	5.3E-08	5.8E-09	5.8E-09	5.8E-09	5.8E-09	5.8E-09	5.8E-09	5.8E-09	5.8E-09	5.8E-09	5.8E-09
Chromium VI	18540-29-9	Yes	3.7E-03	5.3E-08	5.8E-09	5.8E-09	5.8E-09	5.8E-09	5.8E-09	5.8E-09	5.8E-09	5.8E-09	5.8E-09	5.8E-09
Cobalt	7440-48-4	Yes	1.6E-04	2.3E-09	2.6E-10	2.6E-10	2.6E-10	2.6E-10	2.6E-10	2.6E-10	2.6E-10	2.6E-10	2.6E-10	2.6E-10
Copper	7440-50-8	Yes	0.022	3.1E-07	3.5E-08	3.5E-08	3.5E-08	3.5E-08	3.5E-08	3.5E-08	3.5E-08	3.5E-08	3.5E-08	3.5E-08
Lead	7439-92-1	Yes	0.035	5.0E-07	5.5E-08	5.5E-08	5.5E-08	5.5E-08	5.5E-08	5.5E-08	5.5E-08	5.5E-08	5.5E-08	5.5E-08
Manganese	7439-96-5	Yes	5.5E-03	7.9E-08	8.8E-09	8.8E-09	8.8E-09	8.8E-09	8.8E-09	8.8E-09	8.8E-09	8.8E-09	8.8E-09	8.8E-09
Mercury	7439-97-6	Yes	4.2E-04	6.0E-09	6.7E-10	6.7E-10	6.7E-10	6.7E-10	6.7E-10	6.7E-10	6.7E-10	6.7E-10	6.7E-10	6.7E-10
Molybdenum trioxide	1313-27-5	No	--	--	--	--	--	--	--	--	--	--	--	--
Nickel	7440-02-0	Yes	8.3E-03	1.2E-07	1.3E-08	1.3E-08	1.3E-08	1.3E-08	1.3E-08	1.3E-08	1.3E-08	1.3E-08	1.3E-08	1.3E-08
Phosphorus	504	No	0.098	1.4E-06	1.6E-07	1.6E-07	1.6E-07	1.6E-07	1.6E-07	1.6E-07	1.6E-07	1.6E-07	1.6E-07	1.6E-07
Selenium	7782-49-2	Yes	--	--	--	--	--	--	--	--	--	--	--	--
Vanadium	7440-62-2	Yes	--	--	--	--	--	--	--	--	--	--	--	--
Zinc	7440-66-6	No	0.062	8.9E-07	9.8E-08	9.8E-08	9.8E-08	9.8E-08	9.8E-08	9.8E-08	9.8E-08	9.8E-08	9.8E-08	9.8E-08
Zinc Oxide	1314-13-2	No	--	--	--	--	--	--	--	--	--	--	--	--
INORGANIC COMPOUNDS														
Ammonia	7664-41-7	Yes	--	--	--	--	--	--	--	--	--	--	--	--
Carbon disulfide	75-15-0	Yes	--	--	--	--	--	--	--	--	--	--	--	--
Fluorides	239	Yes	0.71	1.0E-05	1.1E-06	1.1E-06	1.1E-06	1.1E-06	1.1E-06	1.1E-06	1.1E-06	1.1E-06	1.1E-06	1.1E-06
Hydrogen Fluoride	7664-39-3	Yes	--	--	--	--	--	--	--	--	--	--	--	--
Hydrochloric Acid	7647-01-0	Yes	--	--	--	--	--	--	--	--	--	--	--	--
Phosphoric Acid	7664-38-2	Yes	--	--	--	--	--	--	--	--	--	--	--	--
Glasswool Fibers	352	No	--	--	--	--	--	--	--	--	--	--	--	--
Silica, Crystalline	7631-86-9	Yes	0.16	2.3E-06	2.6E-07	2.6E-07	2.6E-07	2.6E-07	2.6E-07	2.6E-07	2.6E-07	2.6E-07	2.6E-07	2.6E-07
Sulfuric Acid	7664-93-9	Yes	--	--	--	--	--	--	--	--	--	--	--	--
ORGANIC COMPOUNDS														
Acetaldehyde	75-07-0	Yes	--	--	--	--	--	--	--	--	--	--	--	--
Acetone	67-64-1	Yes	--	--	--	--	--	--	--	--	--	--	--	--
Acrolein	107-02-8	Yes	--	--	--	--	--	--	--	--	--	--	--	--
Benzene	71-43-2	Yes	--	--	--	--	--	--	--	--	--	--	--	--
1,3-Butadiene	106-99-0	Yes	--	--	--	--	--	--	--	--	--	--	--	--
Cyclohexane	110-82-7	Yes	--	--	--	--	--	--	--	--	--	--	--	--
Ethylbenzene	100-41-4	Yes	--	--	--	--	--	--	--	--	--	--	--	--
Chloroethane	75-00-3	Yes	--	--	--	--	--	--	--	--	--	--	--	--
Formaldehyde	50-00-0	Yes	--	--	--	--	--	--	--	--	--	--	--	--
Hexane	110-54-3	Yes	--	--	--	--	--	--	--	--	--	--	--	--
Chloromethane	74-87-3	Yes	--	--	--	--	--	--	--	--	--	--	--	--
2-Butanone	78-93-3	Yes	--	--	--	--	--	--	--	--	--	--	--	--
Methyl isobutyl ketone	108-10-1	Yes	--	--	--	--	--	--	--	--	--	--	--	--
1,2,4-Trimethylbenzene	95-63-6	Yes	--	--	--	--	--	--	--	--	--	--	--	--
Toluene	108-88-3	Yes	--	--	--	--	--	--	--	--	--	--	--	--
Xylenes (mixed isomers)	1330-20-7	Yes	--	--	--	--	--	--	--	--	--	--	--	--
o-Xylene	95-47-6	Yes	--	--	--	--	--	--	--	--	--	--	--	--
POLYCYCLIC AROMATIC HYDROCARBONS (PAH)														
PAHs	401	Yes	--	--	--	--	--	--	--	--	--	--	--	--
Benzo[a]pyrene	50-32-8	Yes	--	--	--	--	--	--	--	--	--	--	--	--
Naphthalene	91-20-3	Yes	--	--	--	--	--	--	--	--	--	--	--	--
Diesel Particulate Matter (DPM)														
DPM	200	Yes	--	--	--	--	--	--	--	--	--	--	--	--
Total TAC Emission Estimate			1.12	1.6E-05	1.8E-06	1.8E-06	1.8E-06	1.8E-06	1.8E-06	1.8E-06	1.8E-06	1.8E-06	1.8E-06	1.8E-06

Notes

g = gram. RBC = risk-based concentration.
 GP1 = Glass Plant 1. RMH = raw material handling.
 GP2 = Glass Plant 2. s = second.
 hr = hour. TAC = toxic air contaminant.
 lb = pound. TEU = toxic emission unit.
 PM = particulate matter yr = year.

^(a) Emission rate (lb/yr) = (total annual emissions estimate [lb/yr]) x (production fraction)
^(b) Emission rate (g/s) = (annual emissions estimate [lb/yr]) x (453.592 g/lb) x (yr/8,760 hrs) x (hr/3,600 s)
^(c) Emission rate (g/s) = (total emission rate [g/s]) x (apportioning fraction)
^(d) Emission rate (g/s) = (total emission rate [g/s]) x (production fraction)
^(e) Production fraction = (fiber type natural gas usage [scf/hr]) / (total fiberizer natural gas usage [scf/hr])

Fiber Type	Natural Gas Usage (scf/hr)
Rotary Fine	96,000
Rotary Coarse	--
Flameblown	16,000
Total	112,000

^(f) Production fraction = (glass plant fiber production [tons/yr]) / (total fiber production [tons/yr])

Glass Plant	Fiber Production (tons/yr)
GP1	19,359
GP2	10,468
Total	29,827

^(a) Apportioning fraction = (PM emission factor [lb/ton]) / (total RMH PM emission factor [lb/ton])
 Transport, storage, mixing PM emission factor (lb/ton) = 0.037 (3)
 Furnace bin PM emission factor (lb/ton) = 0.001 (3)
 Total RMH PM emission factor (lb/ton) = 0.038 (3)

References

⁽¹⁾ Emission estimates obtained from the revised emissions inventory dated March 14, 2024.
⁽²⁾ Emission estimates equally apportioned among the defined model source representations.
⁽³⁾ Emission factors obtained from the Standard ACDP 02-2173-ST-01 dated November 23, 2022.
⁽⁴⁾ Sum of Furnace Bin and GP1 Baling emission estimates.

© 2024 Maul Foster & Alongi, Inc. All Rights Reserved.

**Table 3-1
Annual TAC Emission Rates—Significant TEUs
Production Scenario 1 (all Rotary Fine)
Hollingsworth & Vose Fiber Company—Corvallis, OR**

TAC	CAS/ODEQ Sequence ID	RBC? (Yes/No)	Annual Emission Estimates									
			CFU Super Sack Filling					Bulking Agent Silos				
			Flameblown			Glass Melt		Total		GP1 Silo (SILO1)	GP2 Silo (SILO2)	
			Total (lb/yr) ⁽¹⁾	(g/s) ^(b)	CFU114 (g/s) ^(c)	CFU115 (g/s) ^(c)	CFU113 (lb/yr) ⁽¹⁾	(g/s) ^(b)	(lb/yr) ⁽¹⁾	(g/s) ^(b)	(g/s) ^(c)	(g/s) ^(c)
TEU ID			SSF_FB	--	--	--	SSF_GM	--	--	SILO1	SILO2	
Model ID			SSF14	SSF15	--	SSF13	--	--	SILO1	SILO2		
Production Fraction			--	--	--	--	--	--	--	--		
Apportioning Fraction			--	0.50 ⁽²⁾	0.50 ⁽²⁾	--	--	--	0.50 ⁽²⁾	0.50 ⁽²⁾		
METALS												
Aluminum	7429-90-5	Yes	--	--	--	--	--	--	--	--	--	
Antimony	7440-36-0	Yes	1.9E-03	2.7E-08	1.4E-08	1.4E-08	4.8E-03	6.9E-08	--	--	--	
Arsenic	7440-38-2	Yes	--	--	--	--	--	--	--	--	--	
Barium	7440-39-3	No	1.3E-03	1.8E-08	9.1E-09	9.1E-09	3.3E-03	4.8E-08	--	--	--	
Cadmium	7440-43-9	Yes	3.5E-04	5.0E-09	2.5E-09	2.5E-09	4.0E-03	5.8E-08	--	--	--	
Chromium (total)	7440-47-3	No	4.1E-04	5.9E-09	2.9E-09	2.9E-09	1.7E-03	2.5E-08	--	--	--	
Chromium VI	18540-29-9	Yes	4.1E-04	5.9E-09	2.9E-09	2.9E-09	1.7E-03	2.5E-08	--	--	--	
Cobalt	7440-48-4	Yes	--	--	--	--	7.3E-04	1.0E-08	--	--	--	
Copper	7440-50-8	Yes	5.8E-03	8.3E-08	4.2E-08	4.2E-08	0.026	3.8E-07	--	--	--	
Lead	7439-92-1	Yes	--	--	--	--	0.036	5.1E-07	--	--	--	
Manganese	7439-96-5	Yes	1.3E-03	1.9E-08	9.5E-09	9.5E-09	9.6E-04	1.4E-08	--	--	--	
Mercury	7439-97-6	Yes	6.6E-05	9.5E-10	4.8E-10	4.8E-10	0.49	7.0E-06	--	--	--	
Molybdenum trioxide	1313-27-5	No	--	--	--	--	--	--	--	--	--	
Nickel	7440-02-0	Yes	2.2E-03	3.2E-08	1.6E-08	1.6E-08	--	--	--	--	--	
Phosphorus	504	No	0.011	1.6E-07	7.8E-08	7.8E-08	0.10	1.5E-06	--	--	--	
Selenium	7782-49-2	Yes	--	--	--	--	--	--	--	--	--	
Vanadium	7440-62-2	Yes	--	--	--	--	--	--	--	--	--	
Zinc	7440-66-6	No	0.035	5.0E-07	2.5E-07	2.5E-07	0.055	7.9E-07	--	--	--	
Zinc Oxide	1314-13-2	No	--	--	--	--	--	--	--	--	--	
INORGANIC COMPOUNDS												
Ammonia	7664-41-7	Yes	--	--	--	--	--	--	--	--	--	
Carbon disulfide	75-15-0	Yes	--	--	--	--	--	--	--	--	--	
Fluorides	239	Yes	0.021	3.0E-07	1.5E-07	1.5E-07	0.19	2.7E-06	--	--	--	
Hydrogen Fluoride	7664-39-3	Yes	--	--	--	--	--	--	--	--	--	
Hydrochloric Acid	7647-01-0	Yes	--	--	--	--	--	--	--	--	--	
Phosphoric Acid	7664-38-2	Yes	--	--	--	--	--	--	--	--	--	
Glasswool Fibers	352	No	--	--	--	--	--	--	--	--	--	
Silica, Crystalline	7631-86-9	Yes	0.16	2.3E-06	1.2E-06	1.2E-06	0.16	2.3E-06	0.020	2.9E-07	1.5E-07	
Sulfuric Acid	7664-93-9	Yes	--	--	--	--	--	--	--	--	--	
ORGANIC COMPOUNDS												
Acetaldehyde	75-07-0	Yes	--	--	--	--	--	--	--	--	--	
Acetone	67-64-1	Yes	--	--	--	--	--	--	--	--	--	
Acrolein	107-02-8	Yes	--	--	--	--	--	--	--	--	--	
Benzene	71-43-2	Yes	--	--	--	--	--	--	--	--	--	
1,3-Butadiene	106-99-0	Yes	--	--	--	--	--	--	--	--	--	
Cyclohexane	110-82-7	Yes	--	--	--	--	--	--	--	--	--	
Ethylbenzene	100-41-4	Yes	--	--	--	--	--	--	--	--	--	
Chloroethane	75-00-3	Yes	--	--	--	--	--	--	--	--	--	
Formaldehyde	50-00-0	Yes	--	--	--	--	--	--	--	--	--	
Hexane	110-54-3	Yes	--	--	--	--	--	--	--	--	--	
Chloromethane	74-87-3	Yes	--	--	--	--	--	--	--	--	--	
2-Butanone	78-93-3	Yes	--	--	--	--	--	--	--	--	--	
Methyl isobutyl ketone	108-10-1	Yes	--	--	--	--	--	--	--	--	--	
1,2,4-Trimethylbenzene	95-63-6	Yes	--	--	--	--	--	--	--	--	--	
Toluene	108-88-3	Yes	--	--	--	--	--	--	--	--	--	
Xylenes (mixed isomers)	1330-20-7	Yes	--	--	--	--	--	--	--	--	--	
o-Xylene	95-47-6	Yes	--	--	--	--	--	--	--	--	--	
POLYCYCLIC AROMATIC HYDROCARBONS (PAH)												
PAHs	401	Yes	--	--	--	--	--	--	--	--	--	
Benzo[a]pyrene	50-32-8	Yes	--	--	--	--	--	--	--	--	--	
Naphthalene	91-20-3	Yes	--	--	--	--	--	--	--	--	--	
Diesel Particulate Matter (DPM)												
DPM	200	Yes	--	--	--	--	--	--	--	--	--	
Total TAC Emission Estimate			0.24	3.5E-06	1.7E-06	1.7E-06	1.07	1.5E-05	0.020	2.9E-07	1.5E-07	1.5E-07

Notes

g = gram. RBC = risk-based concentration.
 GP1 = Glass Plant 1. RMH = raw material handling.
 GP2 = Glass Plant 2. s = second.
 hr = hour. TAC = toxic air contaminant.
 lb = pound. TEU = toxic emission unit.
 PM = particulate matter yr = year.

^(a) Emission rate (lb/yr) = (total annual emissions estimate [lb/yr]) x (production fraction)
^(b) Emission rate (g/s) = (annual emissions estimate [lb/yr]) x (453.592 g/lb) x (yr/8,760 hrs) x (hr/3,600 s)
^(c) Emission rate (g/s) = (total emission rate [g/s]) x (apportioning fraction)
^(d) Emission rate (g/s) = (total emission rate [g/s]) x (production fraction)
^(e) Production fraction = (fiber type natural gas usage [scf/hr]) / (total fiberizer natural gas usage [scf/hr])

Fiber Type	Natural Gas Usage (scf/hr)
Rotary Fine	96,000
Rotary Coarse	--
Flameblown	16,000
Total	112,000

^(f) Production fraction = (glass plant fiber production [tons/yr]) / (total fiber production [tons/yr])

Glass Plant	Fiber Production (tons/yr)
GP1	19,359
GP2	10,468
Total	29,827

^(g) Apportioning fraction = (PM emission factor [lb/ton]) / (total RMH PM emission factor [lb/ton])
 Transport, storage, mixing PM emission factor (lb/ton) = 0.037 (3)
 Furnace bin PM emission factor (lb/ton) = 0.001 (3)
 Total RMH PM emission factor (lb/ton) = 0.038 (3)

References

⁽¹⁾ Emission estimates obtained from the revised emissions inventory dated March 14, 2024.
⁽²⁾ Emission estimates equally apportioned among the defined model source representations.
⁽³⁾ Emission factors obtained from the Standard ACDP 02-2173-ST-01 dated November 23, 2022.
⁽⁴⁾ Sum of Furnace Bin and GP1 Baling emission estimates.

© 2024 Maul Foster & Alongi, Inc. All Rights Reserved.

**Table 3-1
Annual TAC Emission Rates—Significant TEUs
Production Scenario 1 (all Rotary Fine)
Hollingsworth & Vose Fiber Company—Corvallis, OR**

TAC	CAS/ODEQ Sequence ID	RBC? (Yes/No)	Annual Emission Estimates										
			Raw Material Handling				Baling Fugitives				GP1 Fugitives		
			Total	Transport, Storage, Mixing	Furnace Bins	Total	GP1	GP2	Total	Area A	Area B		
			(lb/yr) ⁽¹⁾	(g/s) ^(b)	(g/s) ^(c)	(g/s) ^(c)	(lb/yr) ⁽¹⁾	(g/s) ^(b)	(g/s) ^(d)	(g/s) ^(d)	(g/s) ⁽⁴⁾	(g/s) ^(c)	(g/s) ^(c)
TEU ID			RMH_BA; RMH_ZN; RMH_F; RMH_S; RMH_D; RMH_L; RMH_N				BALING				--	--	--
Model ID				BBBH	--	--	--	--	--	--	--	GP1_A	GP1_B
Production Fraction			--	--	--	--	0.649 ^(f)	0.351 ^(f)	--	--	--	--	--
Apportioning Fraction			--	0.974 ^(g)	0.026 ^(g)	--	--	--	--	--	--	0.50 ⁽²⁾	0.50 ⁽²⁾
METALS													
Aluminum	7429-90-5	Yes	207	3.0E-03	2.9E-03	7.8E-05	--	--	--	--	7.8E-05	3.9E-05	3.9E-05
Antimony	7440-36-0	Yes	--	--	--	--	--	--	--	--	--	--	--
Arsenic	7440-38-2	Yes	--	--	--	--	--	--	--	--	--	--	--
Barium	7440-39-3	No	53.8	7.7E-04	7.5E-04	2.0E-05	--	--	--	--	2.0E-05	1.0E-05	1.0E-05
Cadmium	7440-43-9	Yes	3.5E-03	5.0E-08	4.9E-08	1.3E-09	--	--	--	--	1.3E-09	6.6E-10	6.6E-10
Chromium (total)	7440-47-3	No	--	--	--	--	--	--	--	--	--	--	--
Chromium VI	18540-29-9	Yes	--	--	--	--	--	--	--	--	--	--	--
Cobalt	7440-48-4	Yes	--	--	--	--	--	--	--	--	--	--	--
Copper	7440-50-8	Yes	--	--	--	--	--	--	--	--	--	--	--
Lead	7439-92-1	Yes	0.035	5.0E-07	4.9E-07	1.3E-08	--	--	--	--	1.3E-08	6.6E-09	6.6E-09
Manganese	7439-96-5	Yes	--	--	--	--	--	--	--	--	--	--	--
Mercury	7439-97-6	Yes	--	--	--	--	--	--	--	--	--	--	--
Molybdenum trioxide	1313-27-5	No	--	--	--	--	--	--	--	--	--	--	--
Nickel	7440-02-0	Yes	--	--	--	--	--	--	--	--	--	--	--
Phosphorus	504	No	--	--	--	--	--	--	--	--	--	--	--
Selenium	7782-49-2	Yes	--	--	--	--	--	--	--	--	--	--	--
Vanadium	7440-62-2	Yes	--	--	--	--	--	--	--	--	--	--	--
Zinc	7440-66-6	No	--	--	--	--	--	--	--	--	--	--	--
Zinc Oxide	1314-13-2	No	34.0	4.9E-04	4.8E-04	1.3E-05	--	--	--	--	1.3E-05	6.4E-06	6.4E-06
INORGANIC COMPOUNDS													
Ammonia	7664-41-7	Yes	--	--	--	--	--	--	--	--	--	--	--
Carbon disulfide	75-15-0	Yes	--	--	--	--	--	--	--	--	--	--	--
Fluorides	239	Yes	14.8	2.1E-04	2.1E-04	5.6E-06	--	--	--	--	5.6E-06	2.8E-06	2.8E-06
Hydrogen Fluoride	7664-39-3	Yes	--	--	--	--	--	--	--	--	--	--	--
Hydrochloric Acid	7647-01-0	Yes	--	--	--	--	--	--	--	--	--	--	--
Phosphoric Acid	7664-38-2	Yes	--	--	--	--	--	--	--	--	--	--	--
Glasswool Fibers	352	No	--	--	--	--	1,193	0.017	0.011	6.0E-03	0.011	5.6E-03	5.6E-03
Silica, Crystalline	7631-86-9	Yes	523	7.5E-03	7.3E-03	2.0E-04	--	--	--	--	2.0E-04	9.9E-05	9.9E-05
Sulfuric Acid	7664-93-9	Yes	--	--	--	--	--	--	--	--	--	--	--
ORGANIC COMPOUNDS													
Acetaldehyde	75-07-0	Yes	--	--	--	--	--	--	--	--	--	--	--
Acetone	67-64-1	Yes	--	--	--	--	--	--	--	--	--	--	--
Acrolein	107-02-8	Yes	--	--	--	--	--	--	--	--	--	--	--
Benzene	71-43-2	Yes	--	--	--	--	--	--	--	--	--	--	--
1,3-Butadiene	106-99-0	Yes	--	--	--	--	--	--	--	--	--	--	--
Cyclohexane	110-82-7	Yes	--	--	--	--	--	--	--	--	--	--	--
Ethylbenzene	100-41-4	Yes	--	--	--	--	--	--	--	--	--	--	--
Chloroethane	75-00-3	Yes	--	--	--	--	--	--	--	--	--	--	--
Formaldehyde	50-00-0	Yes	--	--	--	--	--	--	--	--	--	--	--
Hexane	110-54-3	Yes	--	--	--	--	--	--	--	--	--	--	--
Chloromethane	74-87-3	Yes	--	--	--	--	--	--	--	--	--	--	--
2-Butanone	78-93-3	Yes	--	--	--	--	--	--	--	--	--	--	--
Methyl isobutyl ketone	108-10-1	Yes	--	--	--	--	--	--	--	--	--	--	--
1,2,4-Trimethylbenzene	95-63-6	Yes	--	--	--	--	--	--	--	--	--	--	--
Toluene	108-88-3	Yes	--	--	--	--	--	--	--	--	--	--	--
Xylenes (mixed isomers)	1330-20-7	Yes	--	--	--	--	--	--	--	--	--	--	--
o-Xylene	95-47-6	Yes	--	--	--	--	--	--	--	--	--	--	--
POLYCYCLIC AROMATIC HYDROCARBONS (PAH)													
PAHs	401	Yes	--	--	--	--	--	--	--	--	--	--	--
Benzo[a]pyrene	50-32-8	Yes	--	--	--	--	--	--	--	--	--	--	--
Naphthalene	91-20-3	Yes	--	--	--	--	--	--	--	--	--	--	--
Diesel Particulate Matter (DPM)													
DPM	200	Yes	--	--	--	--	--	--	--	--	--	--	--
Total TAC Emission Estimate			833	0.012	0.012	3.2E-04	1,193	0.017	0.011	6.0E-03	0.011	5.7E-03	5.7E-03

Notes
g = gram. RBC = risk-based concentration.
GP1 = Glass Plant 1. RMH = raw material handling.
GP2 = Glass Plant 2. s = second.
hr = hour. TAC = toxic air contaminant.
lb = pound. TEU = toxic emission unit.
PM = particulate matter yr = year.

^(a) Emission rate (lb/yr) = (total annual emissions estimate [lb/yr]) x (production fraction)
^(b) Emission rate (g/s) = (annual emissions estimate [lb/yr]) x (453.592 g/lb) x (yr/8,760 hrs) x (hr/3,600 s)
^(c) Emission rate (g/s) = (total emission rate [g/s]) x (apportioning fraction)
^(d) Emission rate (g/s) = (total emission rate [g/s]) x (production fraction)
^(e) Production fraction = (fiber type natural gas usage [scf/hr]) / (total fiberizer natural gas usage [scf/hr])

Fiber Type	Natural Gas Usage (scf/hr)
Rotary Fine	96,000
Rotary Coarse	--
Flameblown	16,000
Total	112,000

^(f) Production fraction = (glass plant fiber production [tons/yr]) / (total fiber production [tons/yr])

Glass Plant	Fiber Production (tons/yr)
GP1	19,359
GP2	10,468
Total	29,827

^(g) Apportioning fraction = (PM emission factor [lb/ton]) / (total RMH PM emission factor [lb/ton])
Transport, storage, mixing PM emission factor (lb/ton) = 0.037 (3)
Furnace bin PM emission factor (lb/ton) = 0.001 (3)
Total RMH PM emission factor (lb/ton) = 0.038 (3)

References
⁽¹⁾ Emission estimates obtained from the revised emissions inventory dated March 14, 2024.
⁽²⁾ Emission estimates equally apportioned among the defined model source representations.
⁽³⁾ Emission factors obtained from the Standard ACDP 02-2173-ST-01 dated November 23, 2022.
⁽⁴⁾ Sum of Furnace Bin and GP1 Baling emission estimates.

© 2024 Maul Foster & Alongi, Inc. All Rights Reserved.

Table 3-1
Annual TAC Emission Rates—Significant TEUs
Production Scenario 1 (all Rotary Fine)
Hollingsworth & Vose Fiber Company—Corvallis, OR

TAC	CAS/ODEQ Sequence ID	RBC? (Yes/No)	Annual Emission Estimates										
			Raw Material Handling - Off Specification		Cooling Towers								
					Production Lines 1 and 2		Production Line 3				Production Line 4		
			(lb/yr) ⁽¹⁾	(g/s) ^(b)	(lb/yr) ⁽¹⁾	(g/s) ^(b)	Total	Fan A	Fan B	Total	(lb/yr) ⁽¹⁾	(g/s) ^(b)	
TEU ID			RMH_OFF		CT1_2		CT3	--	--		CT4		
Model ID			--	BHBH	--	CT1_2	--		CT3A	CT3B	--	CT4	
Production Fraction			--		--		--	--	--	--	--	--	
Apportioning Fraction			--		--		--	0.50 ⁽²⁾	0.50 ⁽²⁾		--		
METALS													
Aluminum	7429-90-5	Yes	5.5E-03	7.9E-08	--	--	--	--	--	--	--	--	--
Antimony	7440-36-0	Yes	--	--	--	--	--	--	--	--	--	--	--
Arsenic	7440-38-2	Yes	--	--	--	--	--	--	--	--	--	--	--
Barium	7440-39-3	No	1.4E-03	2.0E-08	--	--	--	--	--	--	--	--	--
Cadmium	7440-43-9	Yes	9.1E-08	1.3E-12	--	--	--	--	--	--	--	--	--
Chromium (total)	7440-47-3	No	--	--	--	--	--	--	--	--	--	--	--
Chromium VI	18540-29-9	Yes	--	--	--	--	--	--	--	--	--	--	--
Cobalt	7440-48-4	Yes	--	--	--	--	--	--	--	--	--	--	--
Copper	7440-50-8	Yes	--	--	--	--	--	--	--	--	--	--	--
Lead	7439-92-1	Yes	9.1E-07	1.3E-11	--	--	--	--	--	--	--	--	--
Manganese	7439-96-5	Yes	--	--	--	--	--	--	--	--	--	--	--
Mercury	7439-97-6	Yes	--	--	--	--	--	--	--	--	--	--	--
Molybdenum trioxide	1313-27-5	No	--	--	--	--	--	--	--	--	--	--	--
Nickel	7440-02-0	Yes	--	--	--	--	--	--	--	--	--	--	--
Phosphorus	504	No	--	--	--	--	--	--	--	--	--	--	--
Selenium	7782-49-2	Yes	--	--	--	--	--	--	--	--	--	--	--
Vanadium	7440-62-2	Yes	--	--	--	--	--	--	--	--	--	--	--
Zinc	7440-66-6	No	--	--	--	--	--	--	--	--	--	--	--
Zinc Oxide	1314-13-2	No	8.9E-04	1.3E-08	--	--	--	--	--	--	--	--	--
INORGANIC COMPOUNDS													
Ammonia	7664-41-7	Yes	--	--	--	--	--	--	--	--	--	--	--
Carbon disulfide	75-15-0	Yes	--	--	--	--	--	--	--	--	--	--	--
Fluorides	239	Yes	3.9E-04	5.6E-09	--	--	--	--	--	--	--	--	--
Hydrogen Fluoride	7664-39-3	Yes	--	--	--	--	--	--	--	--	--	--	--
Hydrochloric Acid	7647-01-0	Yes	--	--	--	--	--	--	--	--	--	--	--
Phosphoric Acid	7664-38-2	Yes	--	--	1.42	2.0E-05	1.58	2.3E-05	1.1E-05	1.1E-05	1.26	1.8E-05	
Glasswool Fibers	352	No	--	--	--	--	--	--	--	--	--	--	--
Silica, Crystalline	7631-86-9	Yes	0.014	2.0E-07	--	--	--	--	--	--	--	--	--
Sulfuric Acid	7664-93-9	Yes	--	--	1.42	2.0E-05	1.58	2.3E-05	1.1E-05	1.1E-05	1.26	1.8E-05	
ORGANIC COMPOUNDS													
Acetaldehyde	75-07-0	Yes	--	--	--	--	--	--	--	--	--	--	--
Acetone	67-64-1	Yes	--	--	--	--	--	--	--	--	--	--	--
Acrolein	107-02-8	Yes	--	--	--	--	--	--	--	--	--	--	--
Benzene	71-43-2	Yes	--	--	--	--	--	--	--	--	--	--	--
1,3-Butadiene	106-99-0	Yes	--	--	--	--	--	--	--	--	--	--	--
Cyclohexane	110-82-7	Yes	--	--	--	--	--	--	--	--	--	--	--
Ethylbenzene	100-41-4	Yes	--	--	--	--	--	--	--	--	--	--	--
Chloroethane	75-00-3	Yes	--	--	--	--	--	--	--	--	--	--	--
Formaldehyde	50-00-0	Yes	--	--	--	--	--	--	--	--	--	--	--
Hexane	110-54-3	Yes	--	--	--	--	--	--	--	--	--	--	--
Chloromethane	74-87-3	Yes	--	--	--	--	--	--	--	--	--	--	--
2-Butanone	78-93-3	Yes	--	--	--	--	--	--	--	--	--	--	--
Methyl isobutyl ketone	108-10-1	Yes	--	--	--	--	--	--	--	--	--	--	--
1,2,4-Trimethylbenzene	95-63-6	Yes	--	--	--	--	--	--	--	--	--	--	--
Toluene	108-88-3	Yes	--	--	--	--	--	--	--	--	--	--	--
Xylenes (mixed isomers)	1330-20-7	Yes	--	--	--	--	--	--	--	--	--	--	--
o-Xylene	95-47-6	Yes	--	--	--	--	--	--	--	--	--	--	--
POLYCYCLIC AROMATIC HYDROCARBONS (PAH)													
PAHs	401	Yes	--	--	--	--	--	--	--	--	--	--	--
Benzo[a]pyrene	50-32-8	Yes	--	--	--	--	--	--	--	--	--	--	--
Naphthalene	91-20-3	Yes	--	--	--	--	--	--	--	--	--	--	--
Diesel Particulate Matter (DPM)													
DPM	200	Yes	--	--	--	--	--	--	--	--	--	--	--
Total TAC Emission Estimate			0.022	3.2E-07	2.84	4.1E-05	3.16	4.5E-05	2.3E-05	2.3E-05	2.52	3.6E-05	

Notes

- g = gram.
- GP1 = Glass Plant 1.
- GP2 = Glass Plant 2.
- hr = hour.
- lb = pound.
- PM = particulate matter
- ^(a) Emission rate (lb/yr) = (total annual emissions estimate [lb/yr]) x (production fraction)
- ^(b) Emission rate (g/s) = (annual emissions estimate [lb/yr]) x (453.592 g/lb) x (yr/8,760 hrs) x (hr/3,600 s)
- ^(c) Emission rate (g/s) = (total emission rate [g/s]) x (apportioning fraction)
- ^(d) Emission rate (g/s) = (total emission rate [g/s]) x (production fraction)
- ^(e) Production fraction = (fiber type natural gas usage [scf/hr]) / (total fiberizer natural gas usage [scf/hr])

Fiber Type	Natural Gas Usage (scf/hr)
Rotary Fine	96,000
Rotary Coarse	--
Flameblown	16,000
Total	112,000

^(f) Production fraction = (glass plant fiber production [tons/yr]) / (total fiber production [tons/yr])

Glass Plant	Fiber Production (tons/yr)
GP1	19,359
GP2	10,468
Total	29,827

^(g) Apportioning fraction = (PM emission factor [lb/ton]) / (total RMH PM emission factor [lb/ton])

- Transport, storage, mixing PM emission factor (lb/ton) = 0.037 (3)
- Furnace bin PM emission factor (lb/ton) = 0.001 (3)
- Total RMH PM emission factor (lb/ton) = 0.038 (3)

References

- ⁽¹⁾ Emission estimates obtained from the revised emissions inventory dated March 14, 2024.
- ⁽²⁾ Emission estimates equally apportioned among the defined model source representations.
- ⁽³⁾ Emission factors obtained from the Standard ACDP 02-2173-ST-01 dated November 23, 2022.
- ⁽⁴⁾ Sum of Furnace Bin and GP1 Baling emission estimates.

© 2024 Maul Foster & Alongi, Inc. All Rights Reserved.

Table 3-1
Annual TAC Emission Rates—Significant TEUs
Production Scenario 1 (all Rotary Fine)
Hollingsworth & Vose Fiber Company—Corvallis, OR

TAC	CAS/ODEQ Sequence ID	RBC? (Yes/No)	Annual Emission Estimates						Total Annual Emission Estimates	
			Shipping and Receiving - Paint Usage	Emergency Generators						
				Line 1		Line 2				
				Total		Total				
(lb/yr) ⁽¹⁾	(g/s) ^(b)	(lb/yr) ⁽¹⁾	(g/s) ^(b)	(lb/yr) ⁽¹⁾	(g/s) ^(b)	(lb/yr)	(g/s)			
TEU ID			PAINT		EGEN1		EGEN2		--	
Model ID			--	PAINT	--	EGEN1	--	EGEN2	--	
Production Fraction			--		--		--		--	
Apportioning Fraction			--		--		--		--	
METALS										
Aluminum	7429-90-5	Yes	--	--	--	--	--	--	207	3.0E-03
Antimony	7440-36-0	Yes	--	--	--	--	--	--	0.35	5.1E-06
Arsenic	7440-38-2	Yes	--	--	3.7E-03	5.4E-08	2.6E-03	3.8E-08	6.4E-03	9.2E-08
Barium	7440-39-3	No	14.7	2.1E-04	--	--	--	--	69.2	9.9E-04
Cadmium	7440-43-9	Yes	--	--	3.5E-03	5.0E-08	2.5E-03	3.6E-08	0.13	1.9E-06
Chromium (total)	7440-47-3	No	--	--	--	--	--	--	0.23	3.3E-06
Chromium VI	18540-29-9	Yes	--	--	2.3E-04	3.4E-09	1.7E-04	2.4E-09	0.23	3.4E-06
Cobalt	7440-48-4	Yes	0.70	1.0E-05	--	--	--	--	0.72	1.0E-05
Copper	7440-50-8	Yes	--	--	9.6E-03	1.4E-07	6.8E-03	9.7E-08	4.74	6.8E-05
Lead	7439-92-1	Yes	--	--	0.019	2.8E-07	0.014	2.0E-07	0.76	1.1E-05
Manganese	7439-96-5	Yes	--	--	7.3E-03	1.0E-07	5.1E-03	7.4E-08	0.89	1.3E-05
Mercury	7439-97-6	Yes	--	--	4.7E-03	6.7E-08	3.3E-03	4.7E-08	9.03	1.3E-04
Molybdenum trioxide	1313-27-5	No	--	--	--	--	--	--	1.62	2.3E-05
Nickel	7440-02-0	Yes	--	--	9.1E-03	1.3E-07	6.4E-03	9.3E-08	0.62	9.0E-06
Phosphorus	504	No	--	--	--	--	--	--	9.16	1.3E-04
Selenium	7782-49-2	Yes	--	--	5.1E-03	7.4E-08	3.6E-03	5.2E-08	8.8E-03	1.3E-07
Vanadium	7440-62-2	Yes	--	--	--	--	--	--	2.26	3.2E-05
Zinc	7440-66-6	No	--	--	--	--	--	--	14.2	2.0E-04
Zinc Oxide	1314-13-2	No	--	--	--	--	--	--	34.0	4.9E-04
INORGANIC COMPOUNDS										
Ammonia	7664-41-7	Yes	--	--	1.87	2.7E-05	1.32	1.9E-05	3.144	0.045
Carbon disulfide	75-15-0	Yes	--	--	--	--	--	--	0.90	1.3E-05
Fluorides	239	Yes	--	--	--	--	--	--	21.9	3.1E-04
Hydrogen Fluoride	7664-39-3	Yes	--	--	--	--	--	--	294	4.2E-03
Hydrochloric Acid	7647-01-0	Yes	--	--	0.44	6.3E-06	0.31	4.4E-06	0.74	1.1E-05
Phosphoric Acid	7664-38-2	Yes	--	--	--	--	--	--	4.26	6.1E-05
Glasswool Fibers	352	No	--	--	--	--	--	--	1,241	0.018
Silica, Crystalline	7631-86-9	Yes	--	--	--	--	--	--	572	8.2E-03
Sulfuric Acid	7664-93-9	Yes	--	--	--	--	--	--	4.26	6.1E-05
ORGANIC COMPOUNDS										
Acetaldehyde	75-07-0	Yes	--	--	1.83	2.6E-05	1.29	1.9E-05	7.35	1.1E-04
Acetone	67-64-1	Yes	245	3.5E-03	--	--	--	--	1,102	0.016
Acrolein	107-02-8	Yes	--	--	0.079	1.1E-06	0.056	8.0E-07	2.79	4.0E-05
Benzene	71-43-2	Yes	--	--	0.44	6.3E-06	0.31	4.4E-06	194	2.8E-03
1,3-Butadiene	106-99-0	Yes	--	--	0.51	7.3E-06	0.36	5.2E-06	14.6	2.1E-04
Cyclohexane	110-82-7	Yes	--	--	--	--	--	--	5.24	7.5E-05
Ethylbenzene	100-41-4	Yes	10.3	1.5E-04	0.026	3.7E-07	0.018	2.6E-07	14.8	2.1E-04
Chloroethane	75-00-3	Yes	--	--	--	--	--	--	2.40	3.5E-05
Formaldehyde	50-00-0	Yes	--	--	4.04	5.8E-05	2.85	4.1E-05	6,530	0.094
Hexane	110-54-3	Yes	--	--	0.063	9.1E-07	0.044	6.4E-07	891	0.013
Chloromethane	74-87-3	Yes	--	--	--	--	--	--	62.1	8.9E-04
2-Butanone	78-93-3	Yes	--	--	--	--	--	--	27.2	3.9E-04
Methyl isobutyl ketone	108-10-1	Yes	--	--	--	--	--	--	3.93	5.7E-05
1,2,4-Trimethylbenzene	95-63-6	Yes	13.1	1.9E-04	--	--	--	--	13.1	1.9E-04
Toluene	108-88-3	Yes	--	--	0.25	3.5E-06	0.17	2.5E-06	277	4.0E-03
Xylenes (mixed isomers)	1330-20-7	Yes	42.1	6.1E-04	0.099	1.4E-06	0.070	1.0E-06	51.5	7.4E-04
o-Xylene	95-47-6	Yes	--	--	--	--	--	--	0	0
POLYCYCLIC AROMATIC HYDROCARBONS (PAH)										
PAHs	401	Yes	--	--	0.085	1.2E-06	0.060	8.6E-07	0.24	3.5E-06
Benzo[a]pyrene	50-32-8	Yes	--	--	8.4E-05	1.2E-09	5.9E-05	8.5E-10	1.3E-03	1.9E-08
Naphthalene	91-20-3	Yes	--	--	0.046	6.6E-07	0.033	4.7E-07	0.37	5.4E-06
Diesel Particulate Matter (DPM)										
DPM	200	Yes	--	--	78.4	1.1E-03	55.3	8.0E-04	134	1.9E-03
Total TAC Emission Estimate			326	4.7E-03	88.2	1.3E-03	62.2	8.9E-04	14,971	0.22

Notes

- g = gram.
- GP1 = Glass Plant 1.
- GP2 = Glass Plant 2.
- hr = hour.
- lb = pound.
- PM = particulate matter
- (a) Emission rate (lb/yr) = (total annual emissions estimate [lb/yr]) x (production fraction)
- (b) Emission rate (g/s) = (annual emissions estimate [lb/yr]) x (453.592 g/lb) x (yr/8,760 hrs) x (hr/3,600 s)
- (c) Emission rate (g/s) = (total emission rate [g/s]) x (apportioning fraction)
- (d) Emission rate (g/s) = (total emission rate [g/s]) x (production fraction)
- (e) Production fraction = (fiber type natural gas usage [scf/hr]) / (total fiberizer natural gas usage [scf/hr])

Fiber Type	Natural Gas Usage (scf/hr)
Rotary Fine	96,000
Rotary Coarse	--
Flameblown	16,000
Total	112,000

(f) Production fraction = (glass plant fiber production [tons/yr]) / (total fiber production [tons/yr])

Glass Plant	Fiber Production (tons/yr)
GP1	19,359
GP2	10,468
Total	29,827

(g) Apportioning fraction = (PM emission factor [lb/ton]) / (total RMH PM emission factor [lb/ton])

- Transport, storage, mixing PM emission factor (lb/ton) = 0.037 (3)
- Furnace bin PM emission factor (lb/ton) = 0.001 (3)
- Total RMH PM emission factor (lb/ton) = 0.038 (3)

References

- (1) Emission estimates obtained from the revised emissions inventory dated March 14, 2024.
- (2) Emission estimates equally apportioned among the defined model source representations.
- (3) Emission factors obtained from the Standard ACDP 02-2173-ST-01 dated November 23, 2022.
- (4) Sum of Furnace Bin and GP1 Baling emission estimates.

© 2024 Maul Foster & Alongi, Inc. All Rights Reserved.

Table 3-2
Annual TAC Emission Rates—Significant TEUs
Production Scenario 2 (all Rotary Coarse)
Hollingsworth & Vose Fiber Company—Corvallis, OR

TAC	CAS/ODEQ Sequence ID	RBC? (Yes/No)	Annual Emission Estimates										
			Glass Plant (Excluding Forehearth) Natural Gas Combustion	Rotary Coarse									
				Fiber Production	CFU Bulking Agent	Natural Gas Combustion	Total		L3R3/R4	L3R5/R6	L1R3/R4	L1R7/R8	L1R1/R2
(lb/yr) ⁽¹⁾	(lb/yr) ⁽¹⁾	(lb/yr) ⁽¹⁾	(lb/yr) ^(a)	(lb/yr)	(g/s) ^(b)	(g/s) ^(c)	(g/s) ^(c)	(g/s) ^(c)	(g/s) ^(c)	(g/s) ^(c)	(g/s) ^(c)		
TEU ID			NG_GP	RC	CFU_RC	--	--	--	--	--	--	--	--
Model ID			--	--	--	--	--	CFU101	CFU102	CFU103	CFU104	CFU105	
Production Fraction			--	--	--	0.857 ^(e)	--	--	--	--	--	--	--
Apportioning Fraction			--	--	--	--	--	0.067 ⁽²⁾	0.067 ⁽²⁾	0.067 ⁽²⁾	0.067 ⁽²⁾	0.067 ⁽²⁾	0.067 ⁽²⁾
METALS													
Aluminum	7429-90-5	Yes	--	--	--	--	--	--	--	--	--	--	--
Antimony	7440-36-0	Yes	--	--	--	--	--	--	--	--	--	--	--
Arsenic	7440-38-2	Yes	--	--	--	--	--	--	--	--	--	--	--
Barium	7440-39-3	No	--	0.96	--	--	0.96	1.4E-05	9.2E-07	9.2E-07	9.2E-07	9.2E-07	9.2E-07
Cadmium	7440-43-9	Yes	--	1.00	--	--	1.00	1.4E-05	9.6E-07	9.6E-07	9.6E-07	9.6E-07	9.6E-07
Chromium (total)	7440-47-3	No	--	0.93	--	--	0.93	1.3E-05	8.9E-07	8.9E-07	8.9E-07	8.9E-07	8.9E-07
Chromium VI	18540-29-9	Yes	--	0.93	--	--	0.93	1.3E-05	8.9E-07	8.9E-07	8.9E-07	8.9E-07	8.9E-07
Cobalt	7440-48-4	Yes	--	--	--	--	--	--	--	--	--	--	--
Copper	7440-50-8	Yes	--	5.52	--	--	5.52	7.9E-05	5.3E-06	5.3E-06	5.3E-06	5.3E-06	5.3E-06
Lead	7439-92-1	Yes	--	8.80	--	--	8.80	1.3E-04	8.4E-06	8.4E-06	8.4E-06	8.4E-06	8.4E-06
Manganese	7439-96-5	Yes	--	0.85	--	--	0.85	1.2E-05	8.1E-07	8.1E-07	8.1E-07	8.1E-07	8.1E-07
Mercury	7439-97-6	Yes	--	0.055	--	--	0.055	8.0E-07	5.3E-08	5.3E-08	5.3E-08	5.3E-08	5.3E-08
Molybdenum trioxide	1313-27-5	No	1.62	--	--	1.39	1.39	2.0E-05	1.3E-06	1.3E-06	1.3E-06	1.3E-06	1.3E-06
Nickel	7440-02-0	Yes	--	2.11	--	--	2.11	3.0E-05	2.0E-06	2.0E-06	2.0E-06	2.0E-06	2.0E-06
Phosphorus	504	No	--	25.0	--	--	25.0	3.6E-04	2.4E-05	2.4E-05	2.4E-05	2.4E-05	2.4E-05
Selenium	7782-49-2	Yes	--	--	--	--	--	--	--	--	--	--	--
Vanadium	7440-62-2	Yes	2.26	--	--	1.94	1.94	2.8E-05	1.9E-06	1.9E-06	1.9E-06	1.9E-06	1.9E-06
Zinc	7440-66-6	No	--	15.7	--	--	15.7	2.3E-04	1.5E-05	1.5E-05	1.5E-05	1.5E-05	1.5E-05
Zinc Oxide	1314-13-2	No	--	--	--	--	--	--	--	--	--	--	--
INORGANIC COMPOUNDS													
Ammonia	7664-41-7	Yes	3,141	--	--	2,692	2,692	0.039	2.6E-03	2.6E-03	2.6E-03	2.6E-03	2.6E-03
Carbon disulfide	75-15-0	Yes	--	--	--	--	--	--	--	--	--	--	--
Fluorides	239	Yes	--	180	--	--	180	2.6E-03	1.7E-04	1.7E-04	1.7E-04	1.7E-04	1.7E-04
Hydrogen Fluoride	7664-39-3	Yes	--	20.8	--	--	20.8	3.0E-04	2.0E-05	2.0E-05	2.0E-05	2.0E-05	2.0E-05
Hydrochloric Acid	7647-01-0	Yes	--	--	--	--	--	--	--	--	--	--	--
Phosphoric Acid	7664-38-2	Yes	--	--	--	--	--	--	--	--	--	--	--
Glasswool Fibers	352	No	--	52.3	--	--	52.3	7.5E-04	5.0E-05	5.0E-05	5.0E-05	5.0E-05	5.0E-05
Silica, Crystalline	7631-86-9	Yes	--	--	51.7	--	51.7	7.4E-04	5.0E-05	5.0E-05	5.0E-05	5.0E-05	5.0E-05
Sulfuric Acid	7664-93-9	Yes	--	--	--	--	--	--	--	--	--	--	--
ORGANIC COMPOUNDS													
Acetaldehyde	75-07-0	Yes	4.22	--	--	3.62	3.62	5.2E-05	3.5E-06	3.5E-06	3.5E-06	3.5E-06	3.5E-06
Acetone	67-64-1	Yes	--	360	--	--	360	5.2E-03	3.5E-04	3.5E-04	3.5E-04	3.5E-04	3.5E-04
Acrolein	107-02-8	Yes	2.65	--	--	2.27	2.27	3.3E-05	2.2E-06	2.2E-06	2.2E-06	2.2E-06	2.2E-06
Benzene	71-43-2	Yes	--	31.9	--	--	31.9	4.6E-04	3.1E-05	3.1E-05	3.1E-05	3.1E-05	3.1E-05
1,3-Butadiene	106-99-0	Yes	--	--	--	--	--	--	--	--	--	--	--
Cyclohexane	110-82-7	Yes	--	--	--	--	--	--	--	--	--	--	--
Ethylbenzene	100-41-4	Yes	--	25.7	--	--	25.7	3.7E-04	2.5E-05	2.5E-05	2.5E-05	2.5E-05	2.5E-05
Chloroethane	75-00-3	Yes	--	--	--	--	--	--	--	--	--	--	--
Formaldehyde	50-00-0	Yes	--	1,888	--	--	1,888	0.027	1.8E-03	1.8E-03	1.8E-03	1.8E-03	1.8E-03
Hexane	110-54-3	Yes	--	58.1	--	--	58.1	8.4E-04	5.6E-05	5.6E-05	5.6E-05	5.6E-05	5.6E-05
Chloromethane	74-87-3	Yes	--	--	--	--	--	--	--	--	--	--	--
2-Butanone	78-93-3	Yes	--	16.6	--	--	16.6	2.4E-04	1.6E-05	1.6E-05	1.6E-05	1.6E-05	1.6E-05
Methyl isobutyl ketone	108-10-1	Yes	--	--	--	--	--	--	--	--	--	--	--
1,2,4-Trimethylbenzene	95-63-6	Yes	--	--	--	--	--	--	--	--	--	--	--
Toluene	108-88-3	Yes	--	149	--	--	149	2.1E-03	1.4E-04	1.4E-04	1.4E-04	1.4E-04	1.4E-04
Xylenes (mixed isomers)	1330-20-7	Yes	--	61.0	--	--	61.0	8.8E-04	5.8E-05	5.8E-05	5.8E-05	5.8E-05	5.8E-05
o-Xylene	95-47-6	Yes	--	28.9	--	--	28.9	4.2E-04	2.8E-05	2.8E-05	2.8E-05	2.8E-05	2.8E-05
POLYCYCLIC AROMATIC HYDROCARBONS (PAH)													
PAHs	401	Yes	0.098	--	--	0.084	0.084	1.2E-06	8.1E-08	8.1E-08	8.1E-08	8.1E-08	8.1E-08
Benzo[a]pyrene	50-32-8	Yes	1.2E-03	--	--	1.0E-03	1.0E-03	1.5E-08	9.7E-10	9.7E-10	9.7E-10	9.7E-10	9.7E-10
Naphthalene	91-20-3	Yes	0.29	--	--	0.25	0.25	3.6E-06	2.4E-07	2.4E-07	2.4E-07	2.4E-07	2.4E-07
Diesel Particulate Matter (DPM)													
DPM	200	Yes	--	--	--	--	--	--	--	--	--	--	--
Total TAC Emission Estimate			3,152	2,934	51.7	2,702	5,687	0.082	5.5E-03	5.5E-03	5.5E-03	5.5E-03	5.5E-03

Notes

g = gram. RBC = risk-based concentration.
 GP1 = Glass Plant 1. RMH = raw material handling.
 GP2 = Glass Plant 2. s = second.
 hr = hour. TAC = toxic air contaminant.
 lb = pound. TEU = toxic emission unit.
 PM = particulate matter yr = year.

^(a) Emission rate (lb/yr) = (total annual emissions estimate [lb/yr]) x (production fraction)

^(b) Emission rate (g/s) = (annual emissions estimate [lb/yr]) x (453.592 g/lb) x (yr/8,760 hrs) x (hr/3,600 s)

^(c) Emission rate (g/s) = (total emission rate [g/s]) x (apportioning fraction)

^(d) Emission rate (g/s) = (total emission rate [g/s]) x (production fraction)

^(e) Production fraction = (fiber type natural gas usage [scf/hr]) / (total fiberizer natural gas usage [scf/hr])

Fiber Type	Natural Gas Usage (scf/hr)
Rotary Fine	--
Rotary Coarse	96,000
Flameblown	16,000
Total	112,000

^(f) Production fraction = (glass plant fiber production [tons/yr]) / (total fiber production [tons/yr])

Glass Plant	Fiber Production (tons/yr)
GP1	19,359
GP2	10,468
Total	29,827

^(g) Apportioning fraction = (PM emission factor [lb/ton]) / (total RMH PM emission factor [lb/ton])

Transport, storage, mixing PM emission factor (lb/ton) = 0.037 (3)
 Furnace bin PM emission factor (lb/ton) = 0.001 (3)
 Total RMH PM emission factor (lb/ton) = 0.038 (3)

References

- ⁽¹⁾ Emission estimates obtained from the revised emissions inventory dated March 14, 2024.
- ⁽²⁾ Emission estimates equally apportioned among the defined model source representations.
- ⁽³⁾ Emission factors obtained from the Standard ACDP 02-2173-ST-01 dated November 23, 2022.
- ⁽⁴⁾ Sum of Furnace Bin and GP1 Baling emission estimates.

© 2024 Maul Foster & Alongi, Inc. All Rights Reserved.

Table 3-2
Annual TAC Emission Rates—Significant TEUs
Production Scenario 2 (all Rotary Coarse)
Hollingsworth & Vose Fiber Company—Corvallis, OR

TAC	CAS/ODEQ Sequence ID	RBC? (Yes/No)	Annual Emission Estimates											
			Rotary Coarse											
			L1R9/L10	L1R11/R12	L1R5/L6	L2R7/R8	L2R2/R3	L2R5/R6	L2R4/R9	L4R5/R10	L4R6/R7	L4R8/R9		
(g/s) ^(c)	(g/s) ^(c)	(g/s) ^(c)	(g/s) ^(c)	(g/s) ^(c)	(g/s) ^(c)	(g/s) ^(c)	(g/s) ^(c)	(g/s) ^(c)	(g/s) ^(c)	(g/s) ^(c)				
TEU ID			--	--	--	--	--	--	--	--	--	--	--	--
Model ID			CFU106	CFU107	CFU108	CFU109	CFU110	CFU111	CFU112	CFU116	CFU117	CFU118		
Production Fraction			--	--	--	--	--	--	--	--	--	--	--	--
Apportioning Fraction			0.067 ⁽²⁾	0.067 ⁽²⁾	0.067 ⁽²⁾	0.067 ⁽²⁾	0.067 ⁽²⁾	0.067 ⁽²⁾	0.067 ⁽²⁾	0.067 ⁽²⁾	0.067 ⁽²⁾	0.067 ⁽²⁾	0.067 ⁽²⁾	0.067 ⁽²⁾
METALS														
Aluminum	7429-90-5	Yes	--	--	--	--	--	--	--	--	--	--	--	--
Antimony	7440-36-0	Yes	--	--	--	--	--	--	--	--	--	--	--	--
Arsenic	7440-38-2	Yes	--	--	--	--	--	--	--	--	--	--	--	--
Barium	7440-39-3	No	9.2E-07	9.2E-07	9.2E-07	9.2E-07	9.2E-07	9.2E-07	9.2E-07	9.2E-07	9.2E-07	9.2E-07	9.2E-07	9.2E-07
Cadmium	7440-43-9	Yes	9.6E-07	9.6E-07	9.6E-07	9.6E-07	9.6E-07	9.6E-07	9.6E-07	9.6E-07	9.6E-07	9.6E-07	9.6E-07	9.6E-07
Chromium (total)	7440-47-3	No	8.9E-07	8.9E-07	8.9E-07	8.9E-07	8.9E-07	8.9E-07	8.9E-07	8.9E-07	8.9E-07	8.9E-07	8.9E-07	8.9E-07
Chromium VI	18540-29-9	Yes	8.9E-07	8.9E-07	8.9E-07	8.9E-07	8.9E-07	8.9E-07	8.9E-07	8.9E-07	8.9E-07	8.9E-07	8.9E-07	8.9E-07
Cobalt	7440-48-4	Yes	--	--	--	--	--	--	--	--	--	--	--	--
Copper	7440-50-8	Yes	5.3E-06	5.3E-06	5.3E-06	5.3E-06	5.3E-06	5.3E-06	5.3E-06	5.3E-06	5.3E-06	5.3E-06	5.3E-06	5.3E-06
Lead	7439-92-1	Yes	8.4E-06	8.4E-06	8.4E-06	8.4E-06	8.4E-06	8.4E-06	8.4E-06	8.4E-06	8.4E-06	8.4E-06	8.4E-06	8.4E-06
Manganese	7439-96-5	Yes	8.1E-07	8.1E-07	8.1E-07	8.1E-07	8.1E-07	8.1E-07	8.1E-07	8.1E-07	8.1E-07	8.1E-07	8.1E-07	8.1E-07
Mercury	7439-97-6	Yes	5.3E-08	5.3E-08	5.3E-08	5.3E-08	5.3E-08	5.3E-08	5.3E-08	5.3E-08	5.3E-08	5.3E-08	5.3E-08	5.3E-08
Molybdenum trioxide	1313-27-5	No	1.3E-06	1.3E-06	1.3E-06	1.3E-06	1.3E-06	1.3E-06	1.3E-06	1.3E-06	1.3E-06	1.3E-06	1.3E-06	1.3E-06
Nickel	7440-02-0	Yes	2.0E-06	2.0E-06	2.0E-06	2.0E-06	2.0E-06	2.0E-06	2.0E-06	2.0E-06	2.0E-06	2.0E-06	2.0E-06	2.0E-06
Phosphorus	504	No	2.4E-05	2.4E-05	2.4E-05	2.4E-05	2.4E-05	2.4E-05	2.4E-05	2.4E-05	2.4E-05	2.4E-05	2.4E-05	2.4E-05
Selenium	7782-49-2	Yes	--	--	--	--	--	--	--	--	--	--	--	--
Vanadium	7440-62-2	Yes	1.9E-06	1.9E-06	1.9E-06	1.9E-06	1.9E-06	1.9E-06	1.9E-06	1.9E-06	1.9E-06	1.9E-06	1.9E-06	1.9E-06
Zinc	7440-66-6	No	1.5E-05	1.5E-05	1.5E-05	1.5E-05	1.5E-05	1.5E-05	1.5E-05	1.5E-05	1.5E-05	1.5E-05	1.5E-05	1.5E-05
Zinc Oxide	1314-13-2	No	--	--	--	--	--	--	--	--	--	--	--	--
INORGANIC COMPOUNDS														
Ammonia	7664-41-7	Yes	2.6E-03	2.6E-03	2.6E-03	2.6E-03	2.6E-03	2.6E-03	2.6E-03	2.6E-03	2.6E-03	2.6E-03	2.6E-03	2.6E-03
Carbon disulfide	75-15-0	Yes	--	--	--	--	--	--	--	--	--	--	--	--
Fluorides	239	Yes	1.7E-04	1.7E-04	1.7E-04	1.7E-04	1.7E-04	1.7E-04	1.7E-04	1.7E-04	1.7E-04	1.7E-04	1.7E-04	1.7E-04
Hydrogen Fluoride	7664-39-3	Yes	2.0E-05	2.0E-05	2.0E-05	2.0E-05	2.0E-05	2.0E-05	2.0E-05	2.0E-05	2.0E-05	2.0E-05	2.0E-05	2.0E-05
Hydrochloric Acid	7647-01-0	Yes	--	--	--	--	--	--	--	--	--	--	--	--
Phosphoric Acid	7664-38-2	Yes	--	--	--	--	--	--	--	--	--	--	--	--
Glasswool Fibers	352	No	5.0E-05	5.0E-05	5.0E-05	5.0E-05	5.0E-05	5.0E-05	5.0E-05	5.0E-05	5.0E-05	5.0E-05	5.0E-05	5.0E-05
Silica, Crystalline	7631-86-9	Yes	5.0E-05	5.0E-05	5.0E-05	5.0E-05	5.0E-05	5.0E-05	5.0E-05	5.0E-05	5.0E-05	5.0E-05	5.0E-05	5.0E-05
Sulfuric Acid	7664-93-9	Yes	--	--	--	--	--	--	--	--	--	--	--	--
ORGANIC COMPOUNDS														
Acetaldehyde	75-07-0	Yes	3.5E-06	3.5E-06	3.5E-06	3.5E-06	3.5E-06	3.5E-06	3.5E-06	3.5E-06	3.5E-06	3.5E-06	3.5E-06	3.5E-06
Acetone	67-64-1	Yes	3.5E-04	3.5E-04	3.5E-04	3.5E-04	3.5E-04	3.5E-04	3.5E-04	3.5E-04	3.5E-04	3.5E-04	3.5E-04	3.5E-04
Acrolein	107-02-8	Yes	2.2E-06	2.2E-06	2.2E-06	2.2E-06	2.2E-06	2.2E-06	2.2E-06	2.2E-06	2.2E-06	2.2E-06	2.2E-06	2.2E-06
Benzene	71-43-2	Yes	3.1E-05	3.1E-05	3.1E-05	3.1E-05	3.1E-05	3.1E-05	3.1E-05	3.1E-05	3.1E-05	3.1E-05	3.1E-05	3.1E-05
1,3-Butadiene	106-99-0	Yes	--	--	--	--	--	--	--	--	--	--	--	--
Cyclohexane	110-82-7	Yes	--	--	--	--	--	--	--	--	--	--	--	--
Ethylbenzene	100-41-4	Yes	2.5E-05	2.5E-05	2.5E-05	2.5E-05	2.5E-05	2.5E-05	2.5E-05	2.5E-05	2.5E-05	2.5E-05	2.5E-05	2.5E-05
Chloroethane	75-00-3	Yes	--	--	--	--	--	--	--	--	--	--	--	--
Formaldehyde	50-00-0	Yes	1.8E-03	1.8E-03	1.8E-03	1.8E-03	1.8E-03	1.8E-03	1.8E-03	1.8E-03	1.8E-03	1.8E-03	1.8E-03	1.8E-03
Hexane	110-54-3	Yes	5.6E-05	5.6E-05	5.6E-05	5.6E-05	5.6E-05	5.6E-05	5.6E-05	5.6E-05	5.6E-05	5.6E-05	5.6E-05	5.6E-05
Chloromethane	74-87-3	Yes	--	--	--	--	--	--	--	--	--	--	--	--
2-Butanone	78-93-3	Yes	1.6E-05	1.6E-05	1.6E-05	1.6E-05	1.6E-05	1.6E-05	1.6E-05	1.6E-05	1.6E-05	1.6E-05	1.6E-05	1.6E-05
Methyl isobutyl ketone	108-10-1	Yes	--	--	--	--	--	--	--	--	--	--	--	--
1,2,4-Trimethylbenzene	95-63-6	Yes	--	--	--	--	--	--	--	--	--	--	--	--
Toluene	108-88-3	Yes	1.4E-04	1.4E-04	1.4E-04	1.4E-04	1.4E-04	1.4E-04	1.4E-04	1.4E-04	1.4E-04	1.4E-04	1.4E-04	1.4E-04
Xylenes (mixed isomers)	1330-20-7	Yes	5.8E-05	5.8E-05	5.8E-05	5.8E-05	5.8E-05	5.8E-05	5.8E-05	5.8E-05	5.8E-05	5.8E-05	5.8E-05	5.8E-05
o-Xylene	95-47-6	Yes	2.8E-05	2.8E-05	2.8E-05	2.8E-05	2.8E-05	2.8E-05	2.8E-05	2.8E-05	2.8E-05	2.8E-05	2.8E-05	2.8E-05
POLYCYCLIC AROMATIC HYDROCARBONS (PAH)														
PAHs	401	Yes	8.1E-08	8.1E-08	8.1E-08	8.1E-08	8.1E-08	8.1E-08	8.1E-08	8.1E-08	8.1E-08	8.1E-08	8.1E-08	8.1E-08
Benzo[a]pyrene	50-32-8	Yes	9.7E-10	9.7E-10	9.7E-10	9.7E-10	9.7E-10	9.7E-10	9.7E-10	9.7E-10	9.7E-10	9.7E-10	9.7E-10	9.7E-10
Naphthalene	91-20-3	Yes	2.4E-07	2.4E-07	2.4E-07	2.4E-07	2.4E-07	2.4E-07	2.4E-07	2.4E-07	2.4E-07	2.4E-07	2.4E-07	2.4E-07
Diesel Particulate Matter (DPM)														
DPM	200	Yes	--	--	--	--	--	--	--	--	--	--	--	--
Total TAC Emission Estimate			5.5E-03	5.5E-03	5.5E-03	5.5E-03	5.5E-03	5.5E-03	5.5E-03	5.5E-03	5.5E-03	5.5E-03	5.5E-03	5.5E-03

Notes

g = gram. RBC = risk-based concentration.
 GP1 = Glass Plant 1. RMH = raw material handling.
 GP2 = Glass Plant 2. s = second.
 hr = hour. TAC = toxic air contaminant.
 lb = pound. TEU = toxic emission unit.
 PM = particulate matter yr = year.

^(a) Emission rate (lb/yr) = (total annual emissions estimate [lb/yr]) x (production fraction)

^(b) Emission rate (g/s) = (annual emissions estimate [lb/yr]) x (453.592 g/lb) x (yr/8,760 hrs) x (hr/3,600 s)

^(c) Emission rate (g/s) = (total emission rate [g/s]) x (apportioning fraction)

^(d) Emission rate (g/s) = (total emission rate [g/s]) x (production fraction)

^(e) Production fraction = (fiber type natural gas usage [scf/hr]) / (total fiberizer natural gas usage [scf/hr])

Fiber Type	Natural Gas Usage (scf/hr)
Rotary Fine	--
Rotary Coarse	96,000
Flameblown	16,000
Total	112,000

^(f) Production fraction = (glass plant fiber production [tons/yr]) / (total fiber production [tons/yr])

Glass Plant	Fiber Production (tons/yr)
GP1	19,359
GP2	10,468
Total	29,827

^(g) Apportioning fraction = (PM emission factor [lb/ton]) / (total RMH PM emission factor [lb/ton])

Transport, storage, mixing PM emission factor (lb/ton) = 0.037 (3)
 Furnace bin PM emission factor (lb/ton) = 0.001 (3)
 Total RMH PM emission factor (lb/ton) = 0.038 (3)

References

- ⁽¹⁾ Emission estimates obtained from the revised emissions inventory dated March 14, 2024.
- ⁽²⁾ Emission estimates equally apportioned among the defined model source representations.
- ⁽³⁾ Emission factors obtained from the Standard ACDP 02-2173-ST-01 dated November 23, 2022.
- ⁽⁴⁾ Sum of Furnace Bin and GP1 Baling emission estimates.

© 2024 Maul Foster & Alongi, Inc. All Rights Reserved.

Table 3-2
Annual TAC Emission Rates—Significant TEUs
Production Scenario 2 (all Rotary Coarse)
Hollingsworth & Vose Fiber Company—Corvallis, OR

TAC	CAS/ODEQ Sequence ID	RBC? (Yes/No)	Annual Emission Estimates											
			Flameblown Fiber Production						Glass Melt					
			Fiber Production	CFU Bulking Agent	Natural Gas Combustion	Total		L4F1/F2	L4F3/F4	Fiber Production	CFU Bulking Agent	Total		
			(lb/yr) ⁽¹⁾	(lb/yr) ⁽¹⁾	(lb/yr) ^(a)	(lb/yr)	(g/s) ^(b)	(g/s) ^(c)	(g/s) ^(c)	(lb/yr) ⁽¹⁾	(lb/yr) ⁽¹⁾	(lb/yr)	(g/s) ^(b)	
TEU ID			FB	CFU_FB	--	--	--	--	--	GM	CFU_GM	--	--	
Model ID			--	--	--	--	CFU114	CFU115	--	--	--	--	CFU113	
Production Fraction			--	--	0.143 ^(e)	--	--	--	--	--	--	--	--	
Apportioning Fraction			--	--	--	--	0.50 ⁽²⁾	0.50 ⁽²⁾	--	--	--	--	--	
METALS														
Aluminum	7429-90-5	Yes	--	--	--	--	--	--	--	--	--	--	--	--
Antimony	7440-36-0	Yes	0.26	--	--	0.26	3.7E-06	1.8E-06	1.8E-06	0.084	--	0.084	1.2E-06	
Arsenic	7440-38-2	Yes	--	--	--	--	--	--	--	--	--	--	--	
Barium	7440-39-3	No	0.17	--	--	0.17	2.4E-06	1.2E-06	1.2E-06	0.058	--	0.058	8.4E-07	
Cadmium	7440-43-9	Yes	0.047	--	--	0.047	6.8E-07	3.4E-07	3.4E-07	0.070	--	0.070	1.0E-06	
Chromium (total)	7440-47-3	No	0.055	--	--	0.055	7.9E-07	3.9E-07	3.9E-07	0.030	--	0.030	4.3E-07	
Chromium VI	18540-29-9	Yes	0.055	--	--	0.055	7.9E-07	3.9E-07	3.9E-07	0.030	--	0.030	4.3E-07	
Cobalt	7440-48-4	Yes	--	--	--	--	--	--	--	0.013	--	0.013	1.8E-07	
Copper	7440-50-8	Yes	0.78	--	--	0.78	1.1E-05	5.6E-06	5.6E-06	0.46	--	0.46	6.6E-06	
Lead	7439-92-1	Yes	--	--	--	--	--	--	--	0.62	--	0.62	9.0E-06	
Manganese	7439-96-5	Yes	0.18	--	--	0.18	2.6E-06	1.3E-06	1.3E-06	0.017	--	0.017	2.4E-07	
Mercury	7439-97-6	Yes	8.9E-03	--	--	8.9E-03	1.3E-07	6.4E-08	6.4E-08	8.49	--	8.49	1.2E-04	
Molybdenum trioxide	1313-27-5	No	--	--	0.23	0.23	3.3E-06	1.7E-06	1.7E-06	--	--	--	--	
Nickel	7440-02-0	Yes	0.29	--	--	0.29	4.2E-06	2.1E-06	2.1E-06	--	--	--	--	
Phosphorus	504	No	1.46	--	--	1.46	2.1E-05	1.0E-05	1.0E-05	1.82	--	1.82	2.6E-05	
Selenium	7782-49-2	Yes	--	--	--	--	--	--	--	--	--	--	--	
Vanadium	7440-62-2	Yes	--	--	0.32	0.32	4.6E-06	2.3E-06	2.3E-06	--	--	--	--	
Zinc	7440-66-6	No	4.70	--	--	4.70	6.8E-05	3.4E-05	3.4E-05	0.96	--	0.96	1.4E-05	
Zinc Oxide	1314-13-2	No	--	--	--	--	--	--	--	--	--	--	--	
INORGANIC COMPOUNDS														
Ammonia	7664-41-7	Yes	--	--	449	449	6.5E-03	3.2E-03	3.2E-03	--	--	--	--	
Carbon disulfide	75-15-0	Yes	--	--	--	--	--	--	--	0.90	--	0.90	1.3E-05	
Fluorides	239	Yes	2.84	--	--	2.84	4.1E-05	2.0E-05	2.0E-05	3.26	--	3.26	4.7E-05	
Hydrogen Fluoride	7664-39-3	Yes	38.1	--	--	38.1	5.5E-04	2.7E-04	2.7E-04	0.48	--	0.48	6.8E-06	
Hydrochloric Acid	7647-01-0	Yes	--	--	--	--	--	--	--	--	--	--	--	
Phosphoric Acid	7664-38-2	Yes	--	--	--	--	--	--	--	--	--	--	--	
Glasswool Fibers	352	No	8.20	--	--	8.20	1.2E-04	5.9E-05	5.9E-05	--	--	--	--	
Silica, Crystalline	7631-86-9	Yes	--	8.11	--	8.11	1.2E-04	5.8E-05	5.8E-05	--	0.82	0.82	1.2E-05	
Sulfuric Acid	7664-93-9	Yes	--	--	--	--	--	--	--	--	--	--	--	
ORGANIC COMPOUNDS														
Acetaldehyde	75-07-0	Yes	--	--	0.60	0.60	8.7E-06	4.3E-06	4.3E-06	--	--	--	--	
Acetone	67-64-1	Yes	340	--	--	340	4.9E-03	2.4E-03	2.4E-03	130	--	130	1.9E-03	
Acrolein	107-02-8	Yes	--	--	0.38	0.38	5.4E-06	2.7E-06	2.7E-06	--	--	--	--	
Benzene	71-43-2	Yes	85.1	--	--	85.1	1.2E-03	6.1E-04	6.1E-04	31.0	--	31.0	4.5E-04	
1,3-Butadiene	106-99-0	Yes	--	--	--	--	--	--	--	13.7	--	13.7	2.0E-04	
Cyclohexane	110-82-7	Yes	5.24	--	--	5.24	7.5E-05	3.8E-05	3.8E-05	--	--	--	--	
Ethylbenzene	100-41-4	Yes	4.46	--	--	4.46	6.4E-05	3.2E-05	3.2E-05	--	--	--	--	
Chloroethane	75-00-3	Yes	2.40	--	--	2.40	3.5E-05	1.7E-05	1.7E-05	--	--	--	--	
Formaldehyde	50-00-0	Yes	366	--	--	366	5.3E-03	2.6E-03	2.6E-03	68.6	--	68.6	9.9E-04	
Hexane	110-54-3	Yes	493	--	--	493	7.1E-03	3.5E-03	3.5E-03	18.7	--	18.7	2.7E-04	
Chloromethane	74-87-3	Yes	32.2	--	--	32.2	4.6E-04	2.3E-04	2.3E-04	--	--	--	--	
2-Butanone	78-93-3	Yes	10.8	--	--	10.8	1.6E-04	7.8E-05	7.8E-05	1.71	--	1.71	2.5E-05	
Methyl isobutyl ketone	108-10-1	Yes	3.93	--	--	3.93	5.7E-05	2.8E-05	2.8E-05	--	--	--	--	
1,2,4-Trimethylbenzene	95-63-6	Yes	--	--	--	--	--	--	--	--	--	--	--	
Toluene	108-88-3	Yes	85.9	--	--	85.9	1.2E-03	6.2E-04	6.2E-04	7.76	--	7.76	1.1E-04	
Xylenes (mixed isomers)	1330-20-7	Yes	9.22	--	--	9.22	1.3E-04	6.6E-05	6.6E-05	--	--	--	--	
o-Xylene	95-47-6	Yes	--	--	--	--	--	--	--	--	--	--	--	
POLYCYCLIC AROMATIC HYDROCARBONS (PAH)														
PAHs	401	Yes	--	--	0.014	0.014	2.0E-07	1.0E-07	1.0E-07	--	--	--	--	
Benzo[a]pyrene	50-32-8	Yes	--	--	1.7E-04	1.7E-04	2.4E-09	1.2E-09	1.2E-09	--	--	--	--	
Naphthalene	91-20-3	Yes	--	--	0.042	0.042	6.1E-07	3.0E-07	3.0E-07	--	--	--	--	
Diesel Particulate Matter (DPM)														
DPM	200	Yes	--	--	--	--	--	--	--	--	--	--	--	
Total TAC Emission Estimate			1,495	8.11	450	1,953	0.028	0.014	0.014	288	0.82	289	4.2E-03	

Notes

g = gram. RBC = risk-based concentration.
 GP1 = Glass Plant 1. RMH = raw material handling.
 GP2 = Glass Plant 2. s = second.
 hr = hour. TAC = toxic air contaminant.
 lb = pound. TEU = toxic emission unit.
 PM = particulate matter yr = year.

^(a) Emission rate (lb/yr) = (total annual emissions estimate [lb/yr]) x (production fraction)
^(b) Emission rate (g/s) = (annual emissions estimate [lb/yr]) x (453.592 g/lb) x (yr/8,760 hrs) x (hr/3,600 s)
^(c) Emission rate (g/s) = (total emission rate [g/s]) x (apportioning fraction)
^(d) Emission rate (g/s) = (total emission rate [g/s]) x (production fraction)
^(e) Production fraction = (fiber type natural gas usage [scf/hr]) / (total fiberizer natural gas usage [scf/hr])

Fiber Type	Natural Gas Usage (scf/hr)
Rotary Fine	--
Rotary Coarse	96,000
Flameblown	16,000
Total	112,000

^(f) Production fraction = (glass plant fiber production [tons/yr]) / (total fiber production [tons/yr])

Glass Plant	Fiber Production (tons/yr)
GP1	19,359
GP2	10,468
Total	29,827

^(g) Apportioning fraction = (PM emission factor [lb/ton]) / (total RMH PM emission factor [lb/ton])
 Transport, storage, mixing PM emission factor (lb/ton) = 0.037 (3)
 Furnace bin PM emission factor (lb/ton) = 0.001 (3)
 Total RMH PM emission factor (lb/ton) = 0.038 (3)

References

⁽¹⁾ Emission estimates obtained from the revised emissions inventory dated March 14, 2024.
⁽²⁾ Emission estimates equally apportioned among the defined model source representations.
⁽³⁾ Emission factors obtained from the Standard ACDP 02-2173-ST-01 dated November 23, 2022.
⁽⁴⁾ Sum of Furnace Bin and GP1 Baling emission estimates.

© 2024 Maul Foster & Alongi, Inc. All Rights Reserved.

Table 3-2
Annual TAC Emission Rates—Significant TEUs
Production Scenario 2 (all Rotary Coarse)
Hollingsworth & Vose Fiber Company—Corvallis, OR

TAC	CAS/ODEQ Sequence ID	RBC? (Yes/No)	Annual Emission Estimates							
			CFU Super Sack Filling							
			Rotary Fine							
			Total (lb/yr) ⁽¹⁾	CFU101 (g/s) ^(b)	CFU102 (g/s) ^(c)	CFU105 (g/s) ^(c)	CFU116 (g/s) ^(c)	CFU117 (g/s) ^(c)	CFU118 (g/s) ^(c)	
TEU ID			SSF_RF	--	--	--	--	--	--	--
Model ID			--	SSF01	SSF02	SSF05	SSF16	SSF17	SSF18	
Production Fraction			--	--	--	--	--	--	--	--
Apportioning Fraction			--	0.167 ⁽²⁾	0.167 ⁽²⁾	0.167 ⁽²⁾	0.167 ⁽²⁾	0.167 ⁽²⁾	0.167 ⁽²⁾	0.167 ⁽²⁾
METALS										
Aluminum	7429-90-5	Yes	--	--	--	--	--	--	--	--
Antimony	7440-36-0	Yes	--	--	--	--	--	--	--	--
Arsenic	7440-38-2	Yes	--	--	--	--	--	--	--	--
Barium	7440-39-3	No	5.8E-04	8.4E-09	1.4E-09	1.4E-09	1.4E-09	1.4E-09	1.4E-09	1.4E-09
Cadmium	7440-43-9	Yes	--	--	--	--	--	--	--	--
Chromium (total)	7440-47-3	No	2.0E-04	2.9E-09	4.9E-10	4.9E-10	4.9E-10	4.9E-10	4.9E-10	4.9E-10
Chromium VI	18540-29-9	Yes	2.0E-04	2.9E-09	4.9E-10	4.9E-10	4.9E-10	4.9E-10	4.9E-10	4.9E-10
Cobalt	7440-48-4	Yes	--	--	--	--	--	--	--	--
Copper	7440-50-8	Yes	4.9E-03	7.1E-08	1.2E-08	1.2E-08	1.2E-08	1.2E-08	1.2E-08	1.2E-08
Lead	7439-92-1	Yes	--	--	--	--	--	--	--	--
Manganese	7439-96-5	Yes	9.7E-04	1.4E-08	2.3E-09	2.3E-09	2.3E-09	2.3E-09	2.3E-09	2.3E-09
Mercury	7439-97-6	Yes	5.1E-05	7.3E-10	1.2E-10	1.2E-10	1.2E-10	1.2E-10	1.2E-10	1.2E-10
Molybdenum trioxide	1313-27-5	No	--	--	--	--	--	--	--	--
Nickel	7440-02-0	Yes	4.3E-04	6.2E-09	1.0E-09	1.0E-09	1.0E-09	1.0E-09	1.0E-09	1.0E-09
Phosphorus	504	No	8.1E-03	1.2E-07	1.9E-08	1.9E-08	1.9E-08	1.9E-08	1.9E-08	1.9E-08
Selenium	7782-49-2	Yes	--	--	--	--	--	--	--	--
Vanadium	7440-62-2	Yes	--	--	--	--	--	--	--	--
Zinc	7440-66-6	No	0.012	1.7E-07	2.9E-08	2.9E-08	2.9E-08	2.9E-08	2.9E-08	2.9E-08
Zinc Oxide	1314-13-2	No	--	--	--	--	--	--	--	--
INORGANIC COMPOUNDS										
Ammonia	7664-41-7	Yes	--	--	--	--	--	--	--	--
Carbon disulfide	75-15-0	Yes	--	--	--	--	--	--	--	--
Fluorides	239	Yes	--	--	--	--	--	--	--	--
Hydrogen Fluoride	7664-39-3	Yes	--	--	--	--	--	--	--	--
Hydrochloric Acid	7647-01-0	Yes	--	--	--	--	--	--	--	--
Phosphoric Acid	7664-38-2	Yes	--	--	--	--	--	--	--	--
Glasswool Fibers	352	No	--	--	--	--	--	--	--	--
Silica, Crystalline	7631-86-9	Yes	0.16	2.3E-06	3.8E-07	3.8E-07	3.8E-07	3.8E-07	3.8E-07	3.8E-07
Sulfuric Acid	7664-93-9	Yes	--	--	--	--	--	--	--	--
ORGANIC COMPOUNDS										
Acetaldehyde	75-07-0	Yes	--	--	--	--	--	--	--	--
Acetone	67-64-1	Yes	--	--	--	--	--	--	--	--
Acrolein	107-02-8	Yes	--	--	--	--	--	--	--	--
Benzene	71-43-2	Yes	--	--	--	--	--	--	--	--
1,3-Butadiene	106-99-0	Yes	--	--	--	--	--	--	--	--
Cyclohexane	110-82-7	Yes	--	--	--	--	--	--	--	--
Ethylbenzene	100-41-4	Yes	--	--	--	--	--	--	--	--
Chloroethane	75-00-3	Yes	--	--	--	--	--	--	--	--
Formaldehyde	50-00-0	Yes	--	--	--	--	--	--	--	--
Hexane	110-54-3	Yes	--	--	--	--	--	--	--	--
Chloromethane	74-87-3	Yes	--	--	--	--	--	--	--	--
2-Butanone	78-93-3	Yes	--	--	--	--	--	--	--	--
Methyl isobutyl ketone	108-10-1	Yes	--	--	--	--	--	--	--	--
1,2,4-Trimethylbenzene	95-63-6	Yes	--	--	--	--	--	--	--	--
Toluene	108-88-3	Yes	--	--	--	--	--	--	--	--
Xylenes (mixed isomers)	1330-20-7	Yes	--	--	--	--	--	--	--	--
o-Xylene	95-47-6	Yes	--	--	--	--	--	--	--	--
POLYCYCLIC AROMATIC HYDROCARBONS (PAH)										
PAHs	401	Yes	--	--	--	--	--	--	--	--
Benzo[a]pyrene	50-32-8	Yes	--	--	--	--	--	--	--	--
Naphthalene	91-20-3	Yes	--	--	--	--	--	--	--	--
Diesel Particulate Matter (DPM)										
DPM	200	Yes	--	--	--	--	--	--	--	--
Total TAC Emission Estimate			0.19	2.7E-06	4.5E-07	4.5E-07	4.5E-07	4.5E-07	4.5E-07	4.5E-07

Notes

g = gram. RBC = risk-based concentration.
 GP1 = Glass Plant 1. RMH = raw material handling.
 GP2 = Glass Plant 2. s = second.
 hr = hour. TAC = toxic air contaminant.
 lb = pound. TEU = toxic emission unit.
 PM = particulate matter yr = year.

^(a) Emission rate (lb/yr) = (total annual emissions estimate [lb/yr]) x (production fraction)

^(b) Emission rate (g/s) = (annual emissions estimate [lb/yr]) x (453.592 g/lb) x (yr/8,760 hrs) x (hr/3,600 s)

^(c) Emission rate (g/s) = (total emission rate [g/s]) x (apportioning fraction)

^(d) Emission rate (g/s) = (total emission rate [g/s]) x (production fraction)

^(e) Production fraction = (fiber type natural gas usage [scf/hr]) / (total fiberizer natural gas usage [scf/hr])

Fiber Type	Natural Gas Usage (scf/hr)
Rotary Fine	--
Rotary Coarse	96,000
Flameblown	16,000
Total	112,000

^(f) Production fraction = (glass plant fiber production [tons/yr]) / (total fiber production [tons/yr])

Glass Plant	Fiber Production (tons/yr)
GP1	19,359
GP2	10,468
Total	29,827

^(g) Apportioning fraction = (PM emission factor [lb/ton]) / (total RMH PM emission factor [lb/ton])

Transport, storage, mixing PM emission factor (lb/ton) = 0.037 (3)
 Furnace bin PM emission factor (lb/ton) = 0.001 (3)
 Total RMH PM emission factor (lb/ton) = 0.038 (3)

References

- ⁽¹⁾ Emission estimates obtained from the revised emissions inventory dated March 14, 2024.
- ⁽²⁾ Emission estimates equally apportioned among the defined model source representations.
- ⁽³⁾ Emission factors obtained from the Standard ACDP 02-2173-ST-01 dated November 23, 2022.
- ⁽⁴⁾ Sum of Furnace Bin and GP1 Baling emission estimates.

© 2024 Maul Foster & Alongi, Inc. All Rights Reserved.

Table 3-2
Annual TAC Emission Rates—Significant TEUs
Production Scenario 2 (all Rotary Coarse)
Hollingsworth & Vose Fiber Company—Corvallis, OR

TAC	CAS/ODEQ Sequence ID	RBC? (Yes/No)	Annual Emission Estimates											
			CFU Super Sack Filling											
			Rotary Coarse/Ultra Rotary Coarse											
			Total (lb/yr) ⁽¹⁾	CFU103 (g/s) ^(b)	CFU104 (g/s) ^(c)	CFU106 (g/s) ^(c)	CFU107 (g/s) ^(c)	CFU108 (g/s) ^(c)	CFU109 (g/s) ^(c)	CFU110 (g/s) ^(c)	CFU111 (g/s) ^(c)	CFU112 (g/s) ^(c)		
TEU ID	SSF_RC	--	--	--	--	--	--	--	--	--	--	--	--	--
Model ID	--	SSF03	SSF04	SSF06	SSF07	SSF08	SSF09	SSF10	SSF11	SSF12				
Production Fraction	--	--	--	--	--	--	--	--	--	--	--	--	--	--
Apportioning Fraction	--	0.111 ⁽²⁾	0.111 ⁽²⁾	0.111 ⁽²⁾	0.111 ⁽²⁾	0.111 ⁽²⁾	0.111 ⁽²⁾	0.111 ⁽²⁾	0.111 ⁽²⁾	0.111 ⁽²⁾	0.111 ⁽²⁾	0.111 ⁽²⁾	0.111 ⁽²⁾	0.111 ⁽²⁾
METALS														
Aluminum	7429-90-5	Yes	--	--	--	--	--	--	--	--	--	--	--	--
Antimony	7440-36-0	Yes	6.2E-03	8.9E-08	9.8E-09	9.8E-09	9.8E-09	9.8E-09	9.8E-09	9.8E-09	9.8E-09	9.8E-09	9.8E-09	9.8E-09
Arsenic	7440-38-2	Yes	--	--	--	--	--	--	--	--	--	--	--	--
Barium	7440-39-3	No	3.8E-03	5.5E-08	6.1E-09	6.1E-09	6.1E-09	6.1E-09	6.1E-09	6.1E-09	6.1E-09	6.1E-09	6.1E-09	6.1E-09
Cadmium	7440-43-9	Yes	3.9E-03	5.7E-08	6.3E-09	6.3E-09	6.3E-09	6.3E-09	6.3E-09	6.3E-09	6.3E-09	6.3E-09	6.3E-09	6.3E-09
Chromium (total)	7440-47-3	No	3.7E-03	5.3E-08	5.8E-09	5.8E-09	5.8E-09	5.8E-09	5.8E-09	5.8E-09	5.8E-09	5.8E-09	5.8E-09	5.8E-09
Chromium VI	18540-29-9	Yes	3.7E-03	5.3E-08	5.8E-09	5.8E-09	5.8E-09	5.8E-09	5.8E-09	5.8E-09	5.8E-09	5.8E-09	5.8E-09	5.8E-09
Cobalt	7440-48-4	Yes	1.6E-04	2.3E-09	2.6E-10	2.6E-10	2.6E-10	2.6E-10	2.6E-10	2.6E-10	2.6E-10	2.6E-10	2.6E-10	2.6E-10
Copper	7440-50-8	Yes	0.022	3.1E-07	3.5E-08	3.5E-08	3.5E-08	3.5E-08	3.5E-08	3.5E-08	3.5E-08	3.5E-08	3.5E-08	3.5E-08
Lead	7439-92-1	Yes	0.035	5.0E-07	5.5E-08	5.5E-08	5.5E-08	5.5E-08	5.5E-08	5.5E-08	5.5E-08	5.5E-08	5.5E-08	5.5E-08
Manganese	7439-96-5	Yes	5.5E-03	7.9E-08	8.8E-09	8.8E-09	8.8E-09	8.8E-09	8.8E-09	8.8E-09	8.8E-09	8.8E-09	8.8E-09	8.8E-09
Mercury	7439-97-6	Yes	4.2E-04	6.0E-09	6.7E-10	6.7E-10	6.7E-10	6.7E-10	6.7E-10	6.7E-10	6.7E-10	6.7E-10	6.7E-10	6.7E-10
Molybdenum trioxide	1313-27-5	No	--	--	--	--	--	--	--	--	--	--	--	--
Nickel	7440-02-0	Yes	8.3E-03	1.2E-07	1.3E-08	1.3E-08	1.3E-08	1.3E-08	1.3E-08	1.3E-08	1.3E-08	1.3E-08	1.3E-08	1.3E-08
Phosphorus	504	No	0.098	1.4E-06	1.6E-07	1.6E-07	1.6E-07	1.6E-07	1.6E-07	1.6E-07	1.6E-07	1.6E-07	1.6E-07	1.6E-07
Selenium	7782-49-2	Yes	--	--	--	--	--	--	--	--	--	--	--	--
Vanadium	7440-62-2	Yes	--	--	--	--	--	--	--	--	--	--	--	--
Zinc	7440-66-6	No	0.062	8.9E-07	9.8E-08	9.8E-08	9.8E-08	9.8E-08	9.8E-08	9.8E-08	9.8E-08	9.8E-08	9.8E-08	9.8E-08
Zinc Oxide	1314-13-2	No	--	--	--	--	--	--	--	--	--	--	--	--
INORGANIC COMPOUNDS														
Ammonia	7664-41-7	Yes	--	--	--	--	--	--	--	--	--	--	--	--
Carbon disulfide	75-15-0	Yes	--	--	--	--	--	--	--	--	--	--	--	--
Fluorides	239	Yes	0.71	1.0E-05	1.1E-06	1.1E-06	1.1E-06	1.1E-06	1.1E-06	1.1E-06	1.1E-06	1.1E-06	1.1E-06	1.1E-06
Hydrogen Fluoride	7664-39-3	Yes	--	--	--	--	--	--	--	--	--	--	--	--
Hydrochloric Acid	7647-01-0	Yes	--	--	--	--	--	--	--	--	--	--	--	--
Phosphoric Acid	7664-38-2	Yes	--	--	--	--	--	--	--	--	--	--	--	--
Glasswool Fibers	352	No	--	--	--	--	--	--	--	--	--	--	--	--
Silica, Crystalline	7631-86-9	Yes	0.16	2.3E-06	2.6E-07	2.6E-07	2.6E-07	2.6E-07	2.6E-07	2.6E-07	2.6E-07	2.6E-07	2.6E-07	2.6E-07
Sulfuric Acid	7664-93-9	Yes	--	--	--	--	--	--	--	--	--	--	--	--
ORGANIC COMPOUNDS														
Acetaldehyde	75-07-0	Yes	--	--	--	--	--	--	--	--	--	--	--	--
Acetone	67-64-1	Yes	--	--	--	--	--	--	--	--	--	--	--	--
Acrolein	107-02-8	Yes	--	--	--	--	--	--	--	--	--	--	--	--
Benzene	71-43-2	Yes	--	--	--	--	--	--	--	--	--	--	--	--
1,3-Butadiene	106-99-0	Yes	--	--	--	--	--	--	--	--	--	--	--	--
Cyclohexane	110-82-7	Yes	--	--	--	--	--	--	--	--	--	--	--	--
Ethylbenzene	100-41-4	Yes	--	--	--	--	--	--	--	--	--	--	--	--
Chloroethane	75-00-3	Yes	--	--	--	--	--	--	--	--	--	--	--	--
Formaldehyde	50-00-0	Yes	--	--	--	--	--	--	--	--	--	--	--	--
Hexane	110-54-3	Yes	--	--	--	--	--	--	--	--	--	--	--	--
Chloromethane	74-87-3	Yes	--	--	--	--	--	--	--	--	--	--	--	--
2-Butanone	78-93-3	Yes	--	--	--	--	--	--	--	--	--	--	--	--
Methyl isobutyl ketone	108-10-1	Yes	--	--	--	--	--	--	--	--	--	--	--	--
1,2,4-Trimethylbenzene	95-63-6	Yes	--	--	--	--	--	--	--	--	--	--	--	--
Toluene	108-88-3	Yes	--	--	--	--	--	--	--	--	--	--	--	--
Xylenes (mixed isomers)	1330-20-7	Yes	--	--	--	--	--	--	--	--	--	--	--	--
o-Xylene	95-47-6	Yes	--	--	--	--	--	--	--	--	--	--	--	--
POLYCYCLIC AROMATIC HYDROCARBONS (PAH)														
PAHs	401	Yes	--	--	--	--	--	--	--	--	--	--	--	--
Benzo[a]pyrene	50-32-8	Yes	--	--	--	--	--	--	--	--	--	--	--	--
Naphthalene	91-20-3	Yes	--	--	--	--	--	--	--	--	--	--	--	--
Diesel Particulate Matter (DPM)														
DPM	200	Yes	--	--	--	--	--	--	--	--	--	--	--	--
Total TAC Emission Estimate			1.12	1.6E-05	1.8E-06	1.8E-06	1.8E-06	1.8E-06	1.8E-06	1.8E-06	1.8E-06	1.8E-06	1.8E-06	1.8E-06

Notes

g = gram. RBC = risk-based concentration.
 GP1 = Glass Plant 1. RMH = raw material handling.
 GP2 = Glass Plant 2. s = second.
 hr = hour. TAC = toxic air contaminant.
 lb = pound. TEU = toxic emission unit.
 PM = particulate matter yr = year.

^(a) Emission rate (lb/yr) = (total annual emissions estimate [lb/yr]) x (production fraction)
^(b) Emission rate (g/s) = (annual emissions estimate [lb/yr]) x (453.592 g/lb) x (yr/8,760 hrs) x (hr/3,600 s)
^(c) Emission rate (g/s) = (total emission rate [g/s]) x (apportioning fraction)
^(d) Emission rate (g/s) = (total emission rate [g/s]) x (production fraction)
^(e) Production fraction = (fiber type natural gas usage [scf/hr]) / (total fiberizer natural gas usage [scf/hr])

Fiber Type	Natural Gas Usage (scf/hr)
Rotary Fine	--
Rotary Coarse	96,000
Flameblown	16,000
Total	112,000

^(f) Production fraction = (glass plant fiber production [tons/yr]) / (total fiber production [tons/yr])

Glass Plant	Fiber Production (tons/yr)
GP1	19,359
GP2	10,468
Total	29,827

^(a) Apportioning fraction = (PM emission factor [lb/ton]) / (total RMH PM emission factor [lb/ton])
 Transport, storage, mixing PM emission factor (lb/ton) = 0.037 (3)
 Furnace bin PM emission factor (lb/ton) = 0.001 (3)
 Total RMH PM emission factor (lb/ton) = 0.038 (3)

References

⁽¹⁾ Emission estimates obtained from the revised emissions inventory dated March 14, 2024.
⁽²⁾ Emission estimates equally apportioned among the defined model source representations.
⁽³⁾ Emission factors obtained from the Standard ACDP 02-2173-ST-01 dated November 23, 2022.
⁽⁴⁾ Sum of Furnace Bin and GP1 Baling emission estimates.

© 2024 Maul Foster & Alongi, Inc. All Rights Reserved.

**Table 3-2
Annual TAC Emission Rates—Significant TEUs
Production Scenario 2 (all Rotary Coarse)
Hollingsworth & Vose Fiber Company—Corvallis, OR**

TAC	CAS/ODEQ Sequence ID	RBC? (Yes/No)	Annual Emission Estimates									
			CFU Super Sack Filling						Bulking Agent Silos			
			Flameblown			Glass Melt			Total		GP1 Silo (SILO1)	GP2 Silo (SILO2)
			Total (lb/yr) ⁽¹⁾	(g/s) ^(b)	CFU114 (g/s) ^(c)	CFU115 (g/s) ^(c)	CFU113 (lb/yr) ⁽¹⁾ (g/s) ^(b)		(lb/yr) ⁽¹⁾	(g/s) ^(b)	(g/s) ^(c)	(g/s) ^(c)
TEU ID			SSF_FB	--	--	--	SSF_GM	--	--	SILO1	SILO2	
Model ID			SSF14	SSF15	--	SSF13	--	--	SILO1	SILO2		
Production Fraction			--	--	--	--	--	--	--	--		
Apportioning Fraction			--	0.50 ⁽²⁾	0.50 ⁽²⁾	--	--	--	0.50 ⁽²⁾	0.50 ⁽²⁾		
METALS												
Aluminum	7429-90-5	Yes	--	--	--	--	--	--	--	--	--	
Antimony	7440-36-0	Yes	1.9E-03	2.7E-08	1.4E-08	1.4E-08	4.8E-03	6.9E-08	--	--	--	
Arsenic	7440-38-2	Yes	--	--	--	--	--	--	--	--	--	
Barium	7440-39-3	No	1.3E-03	1.8E-08	9.1E-09	9.1E-09	3.3E-03	4.8E-08	--	--	--	
Cadmium	7440-43-9	Yes	3.5E-04	5.0E-09	2.5E-09	2.5E-09	4.0E-03	5.8E-08	--	--	--	
Chromium (total)	7440-47-3	No	4.1E-04	5.9E-09	2.9E-09	2.9E-09	1.7E-03	2.5E-08	--	--	--	
Chromium VI	18540-29-9	Yes	4.1E-04	5.9E-09	2.9E-09	2.9E-09	1.7E-03	2.5E-08	--	--	--	
Cobalt	7440-48-4	Yes	--	--	--	--	7.3E-04	1.0E-08	--	--	--	
Copper	7440-50-8	Yes	5.8E-03	8.3E-08	4.2E-08	4.2E-08	0.026	3.8E-07	--	--	--	
Lead	7439-92-1	Yes	--	--	--	--	0.036	5.1E-07	--	--	--	
Manganese	7439-96-5	Yes	1.3E-03	1.9E-08	9.5E-09	9.5E-09	9.6E-04	1.4E-08	--	--	--	
Mercury	7439-97-6	Yes	6.6E-05	9.5E-10	4.8E-10	4.8E-10	0.49	7.0E-06	--	--	--	
Molybdenum trioxide	1313-27-5	No	--	--	--	--	--	--	--	--	--	
Nickel	7440-02-0	Yes	2.2E-03	3.2E-08	1.6E-08	1.6E-08	--	--	--	--	--	
Phosphorus	504	No	0.011	1.6E-07	7.8E-08	7.8E-08	0.10	1.5E-06	--	--	--	
Selenium	7782-49-2	Yes	--	--	--	--	--	--	--	--	--	
Vanadium	7440-62-2	Yes	--	--	--	--	--	--	--	--	--	
Zinc	7440-66-6	No	0.035	5.0E-07	2.5E-07	2.5E-07	0.055	7.9E-07	--	--	--	
Zinc Oxide	1314-13-2	No	--	--	--	--	--	--	--	--	--	
INORGANIC COMPOUNDS												
Ammonia	7664-41-7	Yes	--	--	--	--	--	--	--	--	--	
Carbon disulfide	75-15-0	Yes	--	--	--	--	--	--	--	--	--	
Fluorides	239	Yes	0.021	3.0E-07	1.5E-07	1.5E-07	0.19	2.7E-06	--	--	--	
Hydrogen Fluoride	7664-39-3	Yes	--	--	--	--	--	--	--	--	--	
Hydrochloric Acid	7647-01-0	Yes	--	--	--	--	--	--	--	--	--	
Phosphoric Acid	7664-38-2	Yes	--	--	--	--	--	--	--	--	--	
Glasswool Fibers	352	No	--	--	--	--	--	--	--	--	--	
Silica, Crystalline	7631-86-9	Yes	0.16	2.3E-06	1.2E-06	1.2E-06	0.16	2.3E-06	0.020	2.9E-07	1.5E-07	
Sulfuric Acid	7664-93-9	Yes	--	--	--	--	--	--	--	--	--	
ORGANIC COMPOUNDS												
Acetaldehyde	75-07-0	Yes	--	--	--	--	--	--	--	--	--	
Acetone	67-64-1	Yes	--	--	--	--	--	--	--	--	--	
Acrolein	107-02-8	Yes	--	--	--	--	--	--	--	--	--	
Benzene	71-43-2	Yes	--	--	--	--	--	--	--	--	--	
1,3-Butadiene	106-99-0	Yes	--	--	--	--	--	--	--	--	--	
Cyclohexane	110-82-7	Yes	--	--	--	--	--	--	--	--	--	
Ethylbenzene	100-41-4	Yes	--	--	--	--	--	--	--	--	--	
Chloroethane	75-00-3	Yes	--	--	--	--	--	--	--	--	--	
Formaldehyde	50-00-0	Yes	--	--	--	--	--	--	--	--	--	
Hexane	110-54-3	Yes	--	--	--	--	--	--	--	--	--	
Chloromethane	74-87-3	Yes	--	--	--	--	--	--	--	--	--	
2-Butanone	78-93-3	Yes	--	--	--	--	--	--	--	--	--	
Methyl isobutyl ketone	108-10-1	Yes	--	--	--	--	--	--	--	--	--	
1,2,4-Trimethylbenzene	95-63-6	Yes	--	--	--	--	--	--	--	--	--	
Toluene	108-88-3	Yes	--	--	--	--	--	--	--	--	--	
Xylenes (mixed isomers)	1330-20-7	Yes	--	--	--	--	--	--	--	--	--	
o-Xylene	95-47-6	Yes	--	--	--	--	--	--	--	--	--	
POLYCYCLIC AROMATIC HYDROCARBONS (PAH)												
PAHs	401	Yes	--	--	--	--	--	--	--	--	--	
Benzo[a]pyrene	50-32-8	Yes	--	--	--	--	--	--	--	--	--	
Naphthalene	91-20-3	Yes	--	--	--	--	--	--	--	--	--	
Diesel Particulate Matter (DPM)												
DPM	200	Yes	--	--	--	--	--	--	--	--	--	
Total TAC Emission Estimate			0.24	3.5E-06	1.7E-06	1.7E-06	1.07	1.5E-05	0.020	2.9E-07	1.5E-07	1.5E-07

Notes

g = gram. RBC = risk-based concentration.
 GP1 = Glass Plant 1. RMH = raw material handling.
 GP2 = Glass Plant 2. s = second.
 hr = hour. TAC = toxic air contaminant.
 lb = pound. TEU = toxic emission unit.
 PM = particulate matter yr = year.

- (a) Emission rate (lb/yr) = (total annual emissions estimate [lb/yr]) x (production fraction)
 (b) Emission rate (g/s) = (annual emissions estimate [lb/yr]) x (453.592 g/lb) x (yr/8,760 hrs) x (hr/3,600 s)
 (c) Emission rate (g/s) = (total emission rate [g/s]) x (apportioning fraction)
 (d) Emission rate (g/s) = (total emission rate [g/s]) x (production fraction)
 (e) Production fraction = (fiber type natural gas usage [scf/hr]) / (total fiberizer natural gas usage [scf/hr])

Fiber Type	Natural Gas Usage (scf/hr)
Rotary Fine	--
Rotary Coarse	96,000
Flameblown	16,000
Total	112,000

(f) Production fraction = (glass plant fiber production [tons/yr]) / (total fiber production [tons/yr])

Glass Plant	Fiber Production (tons/yr)
GP1	19,359
GP2	10,468
Total	29,827

(g) Apportioning fraction = (PM emission factor [lb/ton]) / (total RMH PM emission factor [lb/ton])
 Transport, storage, mixing PM emission factor (lb/ton) = 0.037 (3)
 Furnace bin PM emission factor (lb/ton) = 0.001 (3)
 Total RMH PM emission factor (lb/ton) = 0.038 (3)

References

- (1) Emission estimates obtained from the revised emissions inventory dated March 14, 2024.
 (2) Emission estimates equally apportioned among the defined model source representations.
 (3) Emission factors obtained from the Standard ACDP 02-2173-ST-01 dated November 23, 2022.
 (4) Sum of Furnace Bin and GP1 Baling emission estimates.

© 2024 Maul Foster & Alongi, Inc. All Rights Reserved.

**Table 3-2
Annual TAC Emission Rates—Significant TEUs
Production Scenario 2 (all Rotary Coarse)
Hollingsworth & Vose Fiber Company—Corvallis, OR**

TAC	CAS/ODEQ Sequence ID	RBC? (Yes/No)	Annual Emission Estimates										
			Raw Material Handling				Baling Fugitives				GP1 Fugitives		
			Total	Transport, Storage, Mixing	Furnace Bins	Total	GP1	GP2	Total	Area A	Area B		
			(lb/yr) ⁽¹⁾	(g/s) ^(b)	(g/s) ^(c)	(g/s) ^(c)	(lb/yr) ⁽¹⁾	(g/s) ^(b)	(g/s) ^(d)	(g/s) ^(d)	(g/s) ⁽⁴⁾	(g/s) ^(c)	(g/s) ^(c)
TEU ID			RMH_BA; RMH_ZN; RMH_F; RMH_S; RMH_D; RMH_L; RMH_N				BALING				--	--	--
Model ID				BBBH	--	--	--	--	--	--	--	GP1_A	GP1_B
Production Fraction			--	--	--	--	0.649 ^(f)	0.351 ^(f)	--	--	--	--	--
Apportioning Fraction			--	0.974 ^(g)	0.026 ^(g)	--	--	--	--	--	--	0.50 ⁽²⁾	0.50 ⁽²⁾
METALS													
Aluminum	7429-90-5	Yes	207	3.0E-03	2.9E-03	7.8E-05	--	--	--	--	7.8E-05	3.9E-05	3.9E-05
Antimony	7440-36-0	Yes	--	--	--	--	--	--	--	--	--	--	--
Arsenic	7440-38-2	Yes	--	--	--	--	--	--	--	--	--	--	--
Barium	7440-39-3	No	53.8	7.7E-04	7.5E-04	2.0E-05	--	--	--	--	2.0E-05	1.0E-05	1.0E-05
Cadmium	7440-43-9	Yes	3.5E-03	5.0E-08	4.9E-08	1.3E-09	--	--	--	--	1.3E-09	6.6E-10	6.6E-10
Chromium (total)	7440-47-3	No	--	--	--	--	--	--	--	--	--	--	--
Chromium VI	18540-29-9	Yes	--	--	--	--	--	--	--	--	--	--	--
Cobalt	7440-48-4	Yes	--	--	--	--	--	--	--	--	--	--	--
Copper	7440-50-8	Yes	--	--	--	--	--	--	--	--	--	--	--
Lead	7439-92-1	Yes	0.035	5.0E-07	4.9E-07	1.3E-08	--	--	--	--	1.3E-08	6.6E-09	6.6E-09
Manganese	7439-96-5	Yes	--	--	--	--	--	--	--	--	--	--	--
Mercury	7439-97-6	Yes	--	--	--	--	--	--	--	--	--	--	--
Molybdenum trioxide	1313-27-5	No	--	--	--	--	--	--	--	--	--	--	--
Nickel	7440-02-0	Yes	--	--	--	--	--	--	--	--	--	--	--
Phosphorus	504	No	--	--	--	--	--	--	--	--	--	--	--
Selenium	7782-49-2	Yes	--	--	--	--	--	--	--	--	--	--	--
Vanadium	7440-62-2	Yes	--	--	--	--	--	--	--	--	--	--	--
Zinc	7440-66-6	No	--	--	--	--	--	--	--	--	--	--	--
Zinc Oxide	1314-13-2	No	34.0	4.9E-04	4.8E-04	1.3E-05	--	--	--	--	1.3E-05	6.4E-06	6.4E-06
INORGANIC COMPOUNDS													
Ammonia	7664-41-7	Yes	--	--	--	--	--	--	--	--	--	--	--
Carbon disulfide	75-15-0	Yes	--	--	--	--	--	--	--	--	--	--	--
Fluorides	239	Yes	14.8	2.1E-04	2.1E-04	5.6E-06	--	--	--	--	5.6E-06	2.8E-06	2.8E-06
Hydrogen Fluoride	7664-39-3	Yes	--	--	--	--	--	--	--	--	--	--	--
Hydrochloric Acid	7647-01-0	Yes	--	--	--	--	--	--	--	--	--	--	--
Phosphoric Acid	7664-38-2	Yes	--	--	--	--	--	--	--	--	--	--	--
Glasswool Fibers	352	No	--	--	--	--	1,193	0.017	0.011	6.0E-03	0.011	5.6E-03	5.6E-03
Silica, Crystalline	7631-86-9	Yes	523	7.5E-03	7.3E-03	2.0E-04	--	--	--	--	2.0E-04	9.9E-05	9.9E-05
Sulfuric Acid	7664-93-9	Yes	--	--	--	--	--	--	--	--	--	--	--
ORGANIC COMPOUNDS													
Acetaldehyde	75-07-0	Yes	--	--	--	--	--	--	--	--	--	--	--
Acetone	67-64-1	Yes	--	--	--	--	--	--	--	--	--	--	--
Acrolein	107-02-8	Yes	--	--	--	--	--	--	--	--	--	--	--
Benzene	71-43-2	Yes	--	--	--	--	--	--	--	--	--	--	--
1,3-Butadiene	106-99-0	Yes	--	--	--	--	--	--	--	--	--	--	--
Cyclohexane	110-82-7	Yes	--	--	--	--	--	--	--	--	--	--	--
Ethylbenzene	100-41-4	Yes	--	--	--	--	--	--	--	--	--	--	--
Chloroethane	75-00-3	Yes	--	--	--	--	--	--	--	--	--	--	--
Formaldehyde	50-00-0	Yes	--	--	--	--	--	--	--	--	--	--	--
Hexane	110-54-3	Yes	--	--	--	--	--	--	--	--	--	--	--
Chloromethane	74-87-3	Yes	--	--	--	--	--	--	--	--	--	--	--
2-Butanone	78-93-3	Yes	--	--	--	--	--	--	--	--	--	--	--
Methyl isobutyl ketone	108-10-1	Yes	--	--	--	--	--	--	--	--	--	--	--
1,2,4-Trimethylbenzene	95-63-6	Yes	--	--	--	--	--	--	--	--	--	--	--
Toluene	108-88-3	Yes	--	--	--	--	--	--	--	--	--	--	--
Xylenes (mixed isomers)	1330-20-7	Yes	--	--	--	--	--	--	--	--	--	--	--
o-Xylene	95-47-6	Yes	--	--	--	--	--	--	--	--	--	--	--
POLYCYCLIC AROMATIC HYDROCARBONS (PAH)													
PAHs	401	Yes	--	--	--	--	--	--	--	--	--	--	--
Benzo[a]pyrene	50-32-8	Yes	--	--	--	--	--	--	--	--	--	--	--
Naphthalene	91-20-3	Yes	--	--	--	--	--	--	--	--	--	--	--
Diesel Particulate Matter (DPM)													
DPM	200	Yes	--	--	--	--	--	--	--	--	--	--	--
Total TAC Emission Estimate			833	0.012	0.012	3.2E-04	1,193	0.017	0.011	6.0E-03	0.011	5.7E-03	5.7E-03

Notes

g = gram. RBC = risk-based concentration.
 GP1 = Glass Plant 1. RMH = raw material handling.
 GP2 = Glass Plant 2. s = second.
 hr = hour. TAC = toxic air contaminant.
 lb = pound. TEU = toxic emission unit.
 PM = particulate matter yr = year.

^(a) Emission rate (lb/yr) = (total annual emissions estimate [lb/yr]) x (production fraction)

^(b) Emission rate (g/s) = (annual emissions estimate [lb/yr]) x (453.592 g/lb) x (yr/8,760 hrs) x (hr/3,600 s)

^(c) Emission rate (g/s) = (total emission rate [g/s]) x (apportioning fraction)

^(d) Emission rate (g/s) = (total emission rate [g/s]) x (production fraction)

^(e) Production fraction = (fiber type natural gas usage [scf/hr]) / (total fiberizer natural gas usage [scf/hr])

Fiber Type	Natural Gas Usage (scf/hr)
Rotary Fine	--
Rotary Coarse	96,000
Flameblown	16,000
Total	112,000

^(f) Production fraction = (glass plant fiber production [tons/yr]) / (total fiber production [tons/yr])

Glass Plant	Fiber Production (tons/yr)
GP1	19,359
GP2	10,468
Total	29,827

^(g) Apportioning fraction = (PM emission factor [lb/ton]) / (total RMH PM emission factor [lb/ton])

Transport, storage, mixing PM emission factor (lb/ton) = 0.037 (3)
 Furnace bin PM emission factor (lb/ton) = 0.001 (3)
 Total RMH PM emission factor (lb/ton) = 0.038 (3)

References

- ⁽¹⁾ Emission estimates obtained from the revised emissions inventory dated March 14, 2024.
- ⁽²⁾ Emission estimates equally apportioned among the defined model source representations.
- ⁽³⁾ Emission factors obtained from the Standard ACDP 02-2173-ST-01 dated November 23, 2022.
- ⁽⁴⁾ Sum of Furnace Bin and GP1 Baling emission estimates.

© 2024 Maul Foster & Alongi, Inc. All Rights Reserved.

Table 3-2
Annual TAC Emission Rates—Significant TEUs
Production Scenario 2 (all Rotary Coarse)
Hollingsworth & Vose Fiber Company—Corvallis, OR

TAC	CAS/ODEQ Sequence ID	RBC? (Yes/No)	Annual Emission Estimates										
			Raw Material Handling - Off Specification		Cooling Towers								
					Production Lines 1 and 2		Production Line 3				Production Line 4		
			(lb/yr) ⁽¹⁾	(g/s) ^(b)	(lb/yr) ⁽¹⁾	(g/s) ^(b)	Total	Fan A	Fan B	Total	(lb/yr) ⁽¹⁾	(g/s) ^(b)	
TEU ID			RMH_OFF		CT1_2		CT3	--	--		CT4		
Model ID			--	BHBH	--	CT1_2	--		CT3A	CT3B	--	CT4	
Production Fraction			--		--		--	--	--	--	--	--	
Apportioning Fraction			--		--		--	0.50 ⁽²⁾	0.50 ⁽²⁾		--		
METALS													
Aluminum	7429-90-5	Yes	5.5E-03	7.9E-08	--	--	--	--	--	--	--	--	--
Antimony	7440-36-0	Yes	--	--	--	--	--	--	--	--	--	--	--
Arsenic	7440-38-2	Yes	--	--	--	--	--	--	--	--	--	--	--
Barium	7440-39-3	No	1.4E-03	2.0E-08	--	--	--	--	--	--	--	--	--
Cadmium	7440-43-9	Yes	9.1E-08	1.3E-12	--	--	--	--	--	--	--	--	--
Chromium (total)	7440-47-3	No	--	--	--	--	--	--	--	--	--	--	--
Chromium VI	18540-29-9	Yes	--	--	--	--	--	--	--	--	--	--	--
Cobalt	7440-48-4	Yes	--	--	--	--	--	--	--	--	--	--	--
Copper	7440-50-8	Yes	--	--	--	--	--	--	--	--	--	--	--
Lead	7439-92-1	Yes	9.1E-07	1.3E-11	--	--	--	--	--	--	--	--	--
Manganese	7439-96-5	Yes	--	--	--	--	--	--	--	--	--	--	--
Mercury	7439-97-6	Yes	--	--	--	--	--	--	--	--	--	--	--
Molybdenum trioxide	1313-27-5	No	--	--	--	--	--	--	--	--	--	--	--
Nickel	7440-02-0	Yes	--	--	--	--	--	--	--	--	--	--	--
Phosphorus	504	No	--	--	--	--	--	--	--	--	--	--	--
Selenium	7782-49-2	Yes	--	--	--	--	--	--	--	--	--	--	--
Vanadium	7440-62-2	Yes	--	--	--	--	--	--	--	--	--	--	--
Zinc	7440-66-6	No	--	--	--	--	--	--	--	--	--	--	--
Zinc Oxide	1314-13-2	No	8.9E-04	1.3E-08	--	--	--	--	--	--	--	--	--
INORGANIC COMPOUNDS													
Ammonia	7664-41-7	Yes	--	--	--	--	--	--	--	--	--	--	--
Carbon disulfide	75-15-0	Yes	--	--	--	--	--	--	--	--	--	--	--
Fluorides	239	Yes	3.9E-04	5.6E-09	--	--	--	--	--	--	--	--	--
Hydrogen Fluoride	7664-39-3	Yes	--	--	--	--	--	--	--	--	--	--	--
Hydrochloric Acid	7647-01-0	Yes	--	--	--	--	--	--	--	--	--	--	--
Phosphoric Acid	7664-38-2	Yes	--	--	1.42	2.0E-05	1.58	2.3E-05	1.1E-05	1.1E-05	1.26	1.8E-05	
Glasswool Fibers	352	No	--	--	--	--	--	--	--	--	--	--	--
Silica, Crystalline	7631-86-9	Yes	0.014	2.0E-07	--	--	--	--	--	--	--	--	--
Sulfuric Acid	7664-93-9	Yes	--	--	1.42	2.0E-05	1.58	2.3E-05	1.1E-05	1.1E-05	1.26	1.8E-05	
ORGANIC COMPOUNDS													
Acetaldehyde	75-07-0	Yes	--	--	--	--	--	--	--	--	--	--	--
Acetone	67-64-1	Yes	--	--	--	--	--	--	--	--	--	--	--
Acrolein	107-02-8	Yes	--	--	--	--	--	--	--	--	--	--	--
Benzene	71-43-2	Yes	--	--	--	--	--	--	--	--	--	--	--
1,3-Butadiene	106-99-0	Yes	--	--	--	--	--	--	--	--	--	--	--
Cyclohexane	110-82-7	Yes	--	--	--	--	--	--	--	--	--	--	--
Ethylbenzene	100-41-4	Yes	--	--	--	--	--	--	--	--	--	--	--
Chloroethane	75-00-3	Yes	--	--	--	--	--	--	--	--	--	--	--
Formaldehyde	50-00-0	Yes	--	--	--	--	--	--	--	--	--	--	--
Hexane	110-54-3	Yes	--	--	--	--	--	--	--	--	--	--	--
Chloromethane	74-87-3	Yes	--	--	--	--	--	--	--	--	--	--	--
2-Butanone	78-93-3	Yes	--	--	--	--	--	--	--	--	--	--	--
Methyl isobutyl ketone	108-10-1	Yes	--	--	--	--	--	--	--	--	--	--	--
1,2,4-Trimethylbenzene	95-63-6	Yes	--	--	--	--	--	--	--	--	--	--	--
Toluene	108-88-3	Yes	--	--	--	--	--	--	--	--	--	--	--
Xylenes (mixed isomers)	1330-20-7	Yes	--	--	--	--	--	--	--	--	--	--	--
o-Xylene	95-47-6	Yes	--	--	--	--	--	--	--	--	--	--	--
POLYCYCLIC AROMATIC HYDROCARBONS (PAH)													
PAHs	401	Yes	--	--	--	--	--	--	--	--	--	--	--
Benzo[a]pyrene	50-32-8	Yes	--	--	--	--	--	--	--	--	--	--	--
Naphthalene	91-20-3	Yes	--	--	--	--	--	--	--	--	--	--	--
Diesel Particulate Matter (DPM)													
DPM	200	Yes	--	--	--	--	--	--	--	--	--	--	--
Total TAC Emission Estimate			0.022	3.2E-07	2.84	4.1E-05	3.16	4.5E-05	2.3E-05	2.3E-05	2.52	3.6E-05	

Notes

- g = gram.
- GP1 = Glass Plant 1.
- GP2 = Glass Plant 2.
- hr = hour.
- lb = pound.
- PM = particulate matter
- ^(a) Emission rate (lb/yr) = (total annual emissions estimate [lb/yr]) x (production fraction)
- ^(b) Emission rate (g/s) = (annual emissions estimate [lb/yr]) x (453.592 g/lb) x (yr/8,760 hrs) x (hr/3,600 s)
- ^(c) Emission rate (g/s) = (total emission rate [g/s]) x (apportioning fraction)
- ^(d) Emission rate (g/s) = (total emission rate [g/s]) x (production fraction)
- ^(e) Production fraction = (fiber type natural gas usage [scf/hr]) / (total fiberizer natural gas usage [scf/hr])

Fiber Type	Natural Gas Usage (scf/hr)
Rotary Fine	--
Rotary Coarse	96,000
Flameblown	16,000
Total	112,000

^(f) Production fraction = (glass plant fiber production [tons/yr]) / (total fiber production [tons/yr])

Glass Plant	Fiber Production (tons/yr)
GP1	19,359
GP2	10,468
Total	29,827

^(g) Apportioning fraction = (PM emission factor [lb/ton]) / (total RMH PM emission factor [lb/ton])

- Transport, storage, mixing PM emission factor (lb/ton) = 0.037 (3)
- Furnace bin PM emission factor (lb/ton) = 0.001 (3)
- Total RMH PM emission factor (lb/ton) = 0.038 (3)

References

- ⁽¹⁾ Emission estimates obtained from the revised emissions inventory dated March 14, 2024.
- ⁽²⁾ Emission estimates equally apportioned among the defined model source representations.
- ⁽³⁾ Emission factors obtained from the Standard ACDP 02-2173-ST-01 dated November 23, 2022.
- ⁽⁴⁾ Sum of Furnace Bin and GP1 Baling emission estimates.

© 2024 Maul Foster & Alongi, Inc. All Rights Reserved.

Table 3-2
Annual TAC Emission Rates—Significant TEUs
Production Scenario 2 (all Rotary Coarse)
Hollingsworth & Vose Fiber Company—Corvallis, OR

TAC	CAS/ODEQ Sequence ID	RBC? (Yes/No)	Annual Emission Estimates						Total Annual Emission Estimates	
			Shipping and Receiving - Paint Usage	Emergency Generators						
				Line 1		Line 2				
				Total		Total				
(lb/yr) ⁽¹⁾	(g/s) ^(b)	(lb/yr) ⁽¹⁾	(g/s) ^(b)	(lb/yr) ⁽¹⁾	(g/s) ^(b)	(lb/yr)	(g/s)			
TEU ID			PAINT		EGEN1		EGEN2		--	
Model ID			--	PAINT	--	EGEN1	--	EGEN2	--	
Production Fraction			--		--		--		--	
Apportioning Fraction			--		--		--		--	
METALS										
Aluminum	7429-90-5	Yes	--	--	--	--	--	--	207	3.0E-03
Antimony	7440-36-0	Yes	--	--	--	--	--	--	0.35	5.1E-06
Arsenic	7440-38-2	Yes	--	--	3.7E-03	5.4E-08	2.6E-03	3.8E-08	6.4E-03	9.2E-08
Barium	7440-39-3	No	14.7	2.1E-04	--	--	--	--	69.7	1.0E-03
Cadmium	7440-43-9	Yes	--	--	3.5E-03	5.0E-08	2.5E-03	3.6E-08	1.13	1.6E-05
Chromium (total)	7440-47-3	No	--	--	--	--	--	--	1.02	1.5E-05
Chromium VI	18540-29-9	Yes	--	--	2.3E-04	3.4E-09	1.7E-04	2.4E-09	1.02	1.5E-05
Cobalt	7440-48-4	Yes	0.70	1.0E-05	--	--	--	--	0.72	1.0E-05
Copper	7440-50-8	Yes	--	--	9.6E-03	1.4E-07	6.8E-03	9.7E-08	6.83	9.8E-05
Lead	7439-92-1	Yes	--	--	0.019	2.8E-07	0.014	2.0E-07	9.56	1.4E-04
Manganese	7439-96-5	Yes	--	--	7.3E-03	1.0E-07	5.1E-03	7.4E-08	1.06	1.5E-05
Mercury	7439-97-6	Yes	--	--	4.7E-03	6.7E-08	3.3E-03	4.7E-08	9.05	1.3E-04
Molybdenum trioxide	1313-27-5	No	--	--	--	--	--	--	1.62	2.3E-05
Nickel	7440-02-0	Yes	--	--	9.1E-03	1.3E-07	6.4E-03	9.3E-08	2.43	3.5E-05
Phosphorus	504	No	--	--	--	--	--	--	28.5	4.1E-04
Selenium	7782-49-2	Yes	--	--	5.1E-03	7.4E-08	3.6E-03	5.2E-08	8.8E-03	1.3E-07
Vanadium	7440-62-2	Yes	--	--	--	--	--	--	2.26	3.2E-05
Zinc	7440-66-6	No	--	--	--	--	--	--	21.5	3.1E-04
Zinc Oxide	1314-13-2	No	--	--	--	--	--	--	34.0	4.9E-04
INORGANIC COMPOUNDS										
Ammonia	7664-41-7	Yes	--	--	1.87	2.7E-05	1.32	1.9E-05	3.144	0.045
Carbon disulfide	75-15-0	Yes	--	--	--	--	--	--	0.90	1.3E-05
Fluorides	239	Yes	--	--	--	--	--	--	201	2.9E-03
Hydrogen Fluoride	7664-39-3	Yes	--	--	--	--	--	--	59.4	8.5E-04
Hydrochloric Acid	7647-01-0	Yes	--	--	0.44	6.3E-06	0.31	4.4E-06	0.74	1.1E-05
Phosphoric Acid	7664-38-2	Yes	--	--	--	--	--	--	4.26	6.1E-05
Glasswool Fibers	352	No	--	--	--	--	--	--	1,254	0.018
Silica, Crystalline	7631-86-9	Yes	--	--	--	--	--	--	584	8.4E-03
Sulfuric Acid	7664-93-9	Yes	--	--	--	--	--	--	4.26	6.1E-05
ORGANIC COMPOUNDS										
Acetaldehyde	75-07-0	Yes	--	--	1.83	2.6E-05	1.29	1.9E-05	7.35	1.1E-04
Acetone	67-64-1	Yes	245	3.5E-03	--	--	--	--	1,075	0.015
Acrolein	107-02-8	Yes	--	--	0.079	1.1E-06	0.056	8.0E-07	2.79	4.0E-05
Benzene	71-43-2	Yes	--	--	0.44	6.3E-06	0.31	4.4E-06	1.49	2.1E-03
1,3-Butadiene	106-99-0	Yes	--	--	0.51	7.3E-06	0.36	5.2E-06	1.46	2.1E-04
Cyclohexane	110-82-7	Yes	--	--	--	--	--	--	5.24	7.5E-05
Ethylbenzene	100-41-4	Yes	10.3	1.5E-04	0.026	3.7E-07	0.018	2.6E-07	40.5	5.8E-04
Chloroethane	75-00-3	Yes	--	--	--	--	--	--	2.40	3.5E-05
Formaldehyde	50-00-0	Yes	--	--	4.04	5.8E-05	2.85	4.1E-05	2,329	0.034
Hexane	110-54-3	Yes	--	--	0.063	9.1E-07	0.044	6.4E-07	569	8.2E-03
Chloromethane	74-87-3	Yes	--	--	--	--	--	--	32.2	4.6E-04
2-Butanone	78-93-3	Yes	--	--	--	--	--	--	29.1	4.2E-04
Methyl isobutyl ketone	108-10-1	Yes	--	--	--	--	--	--	3.93	5.7E-05
1,2,4-Trimethylbenzene	95-63-6	Yes	13.1	1.9E-04	--	--	--	--	13.1	1.9E-04
Toluene	108-88-3	Yes	--	--	0.25	3.5E-06	0.17	2.5E-06	2.43	3.5E-03
Xylenes (mixed isomers)	1330-20-7	Yes	42.1	6.1E-04	0.099	1.4E-06	0.070	1.0E-06	112	1.6E-03
o-Xylene	95-47-6	Yes	--	--	--	--	--	--	28.9	4.2E-04
POLYCYCLIC AROMATIC HYDROCARBONS (PAH)										
PAHs	401	Yes	--	--	0.085	1.2E-06	0.060	8.6E-07	0.24	3.5E-06
Benzo[a]pyrene	50-32-8	Yes	--	--	8.4E-05	1.2E-09	5.9E-05	8.5E-10	1.3E-03	1.9E-08
Naphthalene	91-20-3	Yes	--	--	0.046	6.6E-07	0.033	4.7E-07	0.37	5.4E-06
Diesel Particulate Matter (DPM)										
DPM	200	Yes	--	--	78.4	1.1E-03	55.3	8.0E-04	134	1.9E-03
Total TAC Emission Estimate			326	4.7E-03	88.2	1.3E-03	62.2	8.9E-04	10,443	0.15

Notes

- g = gram.
- GP1 = Glass Plant 1.
- GP2 = Glass Plant 2.
- hr = hour.
- lb = pound.
- PM = particulate matter
- ^(a) Emission rate (lb/yr) = (total annual emissions estimate [lb/yr]) x (production fraction)
- ^(b) Emission rate (g/s) = (annual emissions estimate [lb/yr]) x (453.592 g/lb) x (yr/8,760 hrs) x (hr/3,600 s)
- ^(c) Emission rate (g/s) = (total emission rate [g/s]) x (apportioning fraction)
- ^(d) Emission rate (g/s) = (total emission rate [g/s]) x (production fraction)
- ^(e) Production fraction = (fiber type natural gas usage [scf/hr]) / (total fiberizer natural gas usage [scf/hr])

Fiber Type	Natural Gas Usage (scf/hr)
Rotary Fine	--
Rotary Coarse	96,000
Flameblown	16,000
Total	112,000

^(f) Production fraction = (glass plant fiber production [tons/yr]) / (total fiber production [tons/yr])

Glass Plant	Fiber Production (tons/yr)
GP1	19,359
GP2	10,468
Total	29,827

^(g) Apportioning fraction = (PM emission factor [lb/ton]) / (total RMH PM emission factor [lb/ton])

- Transport, storage, mixing PM emission factor (lb/ton) = 0.037 (3)
- Furnace bin PM emission factor (lb/ton) = 0.001 (3)
- Total RMH PM emission factor (lb/ton) = 0.038 (3)

References

- ⁽¹⁾ Emission estimates obtained from the revised emissions inventory dated March 14, 2024.
- ⁽²⁾ Emission estimates equally apportioned among the defined model source representations.
- ⁽³⁾ Emission factors obtained from the Standard ACDP 02-2173-ST-01 dated November 23, 2022.
- ⁽⁴⁾ Sum of Furnace Bin and GP1 Baling emission estimates.

© 2024 Maul Foster & Alongi, Inc. All Rights Reserved.

Table 3-3
Daily TAC Emission Rates—Significant TEUs
Production Scenario 1 (all Rotary Fine)
Hollingsworth & Vose Fiber Company—Corvallis, OR

TAC	CAS/ODEQ Sequence ID	RBC? (Yes/No)	Daily Emission Estimates											
			Glass Plant (Excluding Forehearth) Natural Gas Combustion (lb/day) ⁽¹⁾	Rotary Fine										
				Fiber Production (lb/day) ⁽¹⁾	CFU Bulking Agent (lb/day) ⁽¹⁾	Natural Gas Combustion (lb/day) ^(a)	Total (lb/day) (g/s) ^(b)	L3R3/R4 (g/s) ^(c)	L3R5/R6 (g/s) ^(c)	L1R3/R4 (g/s) ^(c)	L1R7/R8 (g/s) ^(c)	L1R1/R2 (g/s) ^(c)		
TEU ID			NG_GP	RF	CFU_RF	--	--	--	--	--	--	--	--	--
Model ID			--	--	--	--	--	--	--	CFU101	CFU102	CFU103	CFU104	CFU105
Production Fraction			--	--	--	0.857 ^(e)	--	--	--	--	--	--	--	--
Apportioning Fraction			--	--	--	--	--	--	0.067 ⁽²⁾	0.067 ⁽²⁾	0.067 ⁽²⁾	0.067 ⁽²⁾	0.067 ⁽²⁾	0.067 ⁽²⁾
METALS														
Aluminum	7429-90-5	Yes	--	--	--	--	--	--	--	--	--	--	--	--
Antimony	7440-36-0	Yes	--	--	--	--	--	--	--	--	--	--	--	--
Arsenic	7440-38-2	Yes	--	--	--	--	--	--	--	--	--	--	--	--
Barium	7440-39-3	No	--	1.1E-03	--	--	1.1E-03	5.8E-06	3.9E-07	3.9E-07	3.9E-07	3.9E-07	3.9E-07	3.9E-07
Cadmium	7440-43-9	Yes	--	--	--	--	--	--	--	--	--	--	--	--
Chromium (total)	7440-47-3	No	--	3.9E-04	--	--	3.9E-04	2.0E-06	1.4E-07	1.4E-07	1.4E-07	1.4E-07	1.4E-07	1.4E-07
Chromium VI	18540-29-9	Yes	--	3.9E-04	--	--	3.9E-04	2.0E-06	1.4E-07	1.4E-07	1.4E-07	1.4E-07	1.4E-07	1.4E-07
Cobalt	7440-48-4	Yes	--	--	--	--	--	--	--	--	--	--	--	--
Copper	7440-50-8	Yes	--	9.4E-03	--	--	9.4E-03	4.9E-05	3.3E-06	3.3E-06	3.3E-06	3.3E-06	3.3E-06	3.3E-06
Lead	7439-92-1	Yes	--	--	--	--	--	--	--	--	--	--	--	--
Manganese	7439-96-5	Yes	--	1.9E-03	--	--	1.9E-03	9.8E-06	6.5E-07	6.5E-07	6.5E-07	6.5E-07	6.5E-07	6.5E-07
Mercury	7439-97-6	Yes	--	9.7E-05	--	--	9.7E-05	5.1E-07	3.4E-08	3.4E-08	3.4E-08	3.4E-08	3.4E-08	3.4E-08
Molybdenum trioxide	1313-27-5	No	4.4E-03	--	--	--	3.8E-03	2.0E-05	1.3E-06	1.3E-06	1.3E-06	1.3E-06	1.3E-06	1.3E-06
Nickel	7440-02-0	Yes	--	8.3E-04	--	--	8.3E-04	4.3E-06	2.9E-07	2.9E-07	2.9E-07	2.9E-07	2.9E-07	2.9E-07
Phosphorus	504	No	--	0.016	--	--	0.016	8.1E-05	5.4E-06	5.4E-06	5.4E-06	5.4E-06	5.4E-06	5.4E-06
Selenium	7782-49-2	Yes	--	--	--	--	--	--	--	--	--	--	--	--
Vanadium	7440-62-2	Yes	6.2E-03	--	--	--	5.3E-03	5.3E-03	2.8E-05	1.9E-06	1.9E-06	1.9E-06	1.9E-06	1.9E-06
Zinc	7440-66-6	No	--	0.023	--	--	0.023	1.2E-04	8.1E-06	8.1E-06	8.1E-06	8.1E-06	8.1E-06	8.1E-06
Zinc Oxide	1314-13-2	No	--	--	--	--	--	--	--	--	--	--	--	--
INORGANIC COMPOUNDS														
Ammonia	7664-41-7	Yes	8.59	--	--	--	7.36	7.36	0.039	2.6E-03	2.6E-03	2.6E-03	2.6E-03	2.6E-03
Carbon disulfide	75-15-0	Yes	--	--	--	--	--	--	--	--	--	--	--	--
Fluorides	239	Yes	--	--	--	--	--	--	--	--	--	--	--	--
Hydrogen Fluoride	7664-39-3	Yes	--	0.70	--	--	0.70	3.7E-03	2.5E-04	2.5E-04	2.5E-04	2.5E-04	2.5E-04	2.5E-04
Hydrochloric Acid	7647-01-0	Yes	--	--	--	--	--	--	--	--	--	--	--	--
Phosphoric Acid	7664-38-2	Yes	--	--	--	--	--	--	--	--	--	--	--	--
Glasswool Fibers	352	No	--	0.11	--	--	0.11	5.7E-04	3.8E-05	3.8E-05	3.8E-05	3.8E-05	3.8E-05	3.8E-05
Silica, Crystalline	7631-86-9	Yes	--	--	0.11	--	0.11	5.7E-04	3.8E-05	3.8E-05	3.8E-05	3.8E-05	3.8E-05	3.8E-05
Sulfuric Acid	7664-93-9	Yes	--	--	--	--	--	--	--	--	--	--	--	--
ORGANIC COMPOUNDS														
Acetaldehyde	75-07-0	Yes	0.012	--	--	--	9.9E-03	9.9E-03	5.2E-05	3.5E-06	3.5E-06	3.5E-06	3.5E-06	3.5E-06
Acetone	67-64-1	Yes	--	1.06	--	--	--	1.06	5.6E-03	3.7E-04	3.7E-04	3.7E-04	3.7E-04	3.7E-04
Acrolein	107-02-8	Yes	7.2E-03	--	--	--	6.2E-03	6.2E-03	3.3E-05	2.2E-06	2.2E-06	2.2E-06	2.2E-06	2.2E-06
Benzene	71-43-2	Yes	--	0.21	--	--	--	0.21	1.1E-03	7.4E-05	7.4E-05	7.4E-05	7.4E-05	7.4E-05
1,3-Butadiene	106-99-0	Yes	--	--	--	--	--	--	--	--	--	--	--	--
Cyclohexane	110-82-7	Yes	--	--	--	--	--	--	--	--	--	--	--	--
Ethylbenzene	100-41-4	Yes	--	--	--	--	--	--	--	--	--	--	--	--
Chloroethane	75-00-3	Yes	--	--	--	--	--	--	--	--	--	--	--	--
Formaldehyde	50-00-0	Yes	--	16.7	--	--	--	16.7	0.088	5.8E-03	5.8E-03	5.8E-03	5.8E-03	5.8E-03
Hexane	110-54-3	Yes	--	1.04	--	--	--	1.04	5.5E-03	3.6E-04	3.6E-04	3.6E-04	3.6E-04	3.6E-04
Chloromethane	74-87-3	Yes	--	0.082	--	--	--	0.082	4.3E-04	2.9E-05	2.9E-05	2.9E-05	2.9E-05	2.9E-05
2-Butanone	78-93-3	Yes	--	0.040	--	--	--	0.040	2.1E-04	1.4E-05	1.4E-05	1.4E-05	1.4E-05	1.4E-05
Methyl isobutyl ketone	108-10-1	Yes	--	--	--	--	--	--	--	--	--	--	--	--
1,2,4-Trimethylbenzene	95-63-6	Yes	--	--	--	--	--	--	--	--	--	--	--	--
Toluene	108-88-3	Yes	--	0.50	--	--	--	0.50	2.6E-03	1.8E-04	1.8E-04	1.8E-04	1.8E-04	1.8E-04
Xylenes (mixed isomers)	1330-20-7	Yes	--	--	--	--	--	--	--	--	--	--	--	--
o-Xylene	95-47-6	Yes	--	--	--	--	--	--	--	--	--	--	--	--
POLYCYCLIC AROMATIC HYDROCARBONS (PAH)														
PAHs	401	Yes	2.7E-04	--	--	--	2.3E-04	2.3E-04	1.2E-06	8.1E-08	8.1E-08	8.1E-08	8.1E-08	8.1E-08
Benzo[a]pyrene	50-32-8	Yes	3.2E-06	--	--	--	2.8E-06	2.8E-06	1.4E-08	9.7E-10	9.7E-10	9.7E-10	9.7E-10	9.7E-10
Naphthalene	91-20-3	Yes	8.1E-04	--	--	--	6.9E-04	6.9E-04	3.6E-06	2.4E-07	2.4E-07	2.4E-07	2.4E-07	2.4E-07
Diesel Particulate Matter (DPM)														
DPM	200	Yes	--	--	--	--	--	--	--	--	--	--	--	--
Total TAC Emission Estimate			8.62	20.5	0.11	7.39	28.0	0.15	9.8E-03	9.8E-03	9.8E-03	9.8E-03	9.8E-03	9.8E-03

Notes

g = gram. RBC = risk-based concentration.
 GP1 = Glass Plant 1. RMH = raw material handling.
 GP2 = Glass Plant 2. s = second.
 hr = hour. TAC = toxic air contaminant.
 lb = pound. TEU = toxic emission unit.
 PM = particulate matter.

^(a) Emission rate (lb/day) = (total daily emissions estimate [lb/day]) x (production fraction)

^(b) Emission rate (g/s) = (daily emissions estimate [lb/day]) x (453.592 g/lb) x (day/24 hrs) x (hr/3,600 s)

^(c) Emission rate (g/s) = (total emission rate [g/s]) x (apportioning fraction)

^(d) Emission rate (g/s) = (total emission rate [g/s]) x (production fraction)

^(e) Production fraction = (fiber type natural gas usage [scf/hr]) / (total fiberizer natural gas usage [scf/hr])

Fiber Type	Natural Gas Usage (scf/hr)
Rotary Fine	96,000
Rotary Coarse	--
Flameblown	16,000
Total	112,000

^(f) Production fraction = (glass plant fiber production [tons/yr]) / (total fiber production [tons/yr])

Glass Plant	Fiber Production (tons/yr)
GP1	19,359
GP2	10,468
Total	29,827

^(g) Apportioning fraction = (PM emission factor [lb/ton]) / (total RMH PM emission factor [lb/ton])

Transport, storage, mixing PM emission factor (lb/ton) = 0.037 (3)
 Furnace bin PM emission factor (lb/ton) = 0.001 (3)
 Total RMH PM emission factor (lb/ton) = 0.038 (3)

References

- ⁽¹⁾ Emission estimates obtained from the revised emissions inventory dated March 14, 2024.
- ⁽²⁾ Emission estimates equally apportioned among the defined model source representations.
- ⁽³⁾ Emission factors obtained from the Standard ACDP 02-2173-ST-01 dated November 23, 2022.
- ⁽⁴⁾ Sum of Furnace Bin and Baling emission estimates.

© 2024 Maul Foster & Alongi, Inc. All Rights Reserved.

Table 3-3
Daily TAC Emission Rates—Significant TEUs
Production Scenario 1 (all Rotary Fine)
Hollingsworth & Vose Fiber Company—Corvallis, OR

TAC	CAS/ODEQ Sequence ID	RBC? (Yes/No)	Daily Emission Estimates											
			Rotary Fine											
			L1R9/L10	L1R11/R12	L1R5/L6	L2R7/R8	L2R2/R3	L2R5/R6	L2R4/R9	L4R5/R10	L4R6/R7	L4R8/R9		
(g/s) ^(c)	(g/s) ^(c)	(g/s) ^(c)	(g/s) ^(c)	(g/s) ^(c)	(g/s) ^(c)	(g/s) ^(c)	(g/s) ^(c)	(g/s) ^(c)	(g/s) ^(c)	(g/s) ^(c)				
TEU ID			--	--	--	--	--	--	--	--	--	--	--	--
Model ID			CFU106	CFU107	CFU108	CFU109	CFU110	CFU111	CFU112	CFU116	CFU117	CFU118		
Production Fraction			--	--	--	--	--	--	--	--	--	--	--	--
Apportioning Fraction			0.067 ⁽²⁾	0.067 ⁽²⁾	0.067 ⁽²⁾	0.067 ⁽²⁾	0.067 ⁽²⁾	0.067 ⁽²⁾	0.067 ⁽²⁾	0.067 ⁽²⁾	0.067 ⁽²⁾	0.067 ⁽²⁾	0.067 ⁽²⁾	0.067 ⁽²⁾
METALS														
Aluminum	7429-90-5	Yes	--	--	--	--	--	--	--	--	--	--	--	--
Antimony	7440-36-0	Yes	--	--	--	--	--	--	--	--	--	--	--	--
Arsenic	7440-38-2	Yes	--	--	--	--	--	--	--	--	--	--	--	--
Barium	7440-39-3	No	3.9E-07	3.9E-07	3.9E-07	3.9E-07	3.9E-07	3.9E-07	3.9E-07	3.9E-07	3.9E-07	3.9E-07	3.9E-07	3.9E-07
Cadmium	7440-43-9	Yes	--	--	--	--	--	--	--	--	--	--	--	--
Chromium (total)	7440-47-3	No	1.4E-07	1.4E-07	1.4E-07	1.4E-07	1.4E-07	1.4E-07	1.4E-07	1.4E-07	1.4E-07	1.4E-07	1.4E-07	1.4E-07
Chromium VI	18540-29-9	Yes	1.4E-07	1.4E-07	1.4E-07	1.4E-07	1.4E-07	1.4E-07	1.4E-07	1.4E-07	1.4E-07	1.4E-07	1.4E-07	1.4E-07
Cobalt	7440-48-4	Yes	--	--	--	--	--	--	--	--	--	--	--	--
Copper	7440-50-8	Yes	3.3E-06	3.3E-06	3.3E-06	3.3E-06	3.3E-06	3.3E-06	3.3E-06	3.3E-06	3.3E-06	3.3E-06	3.3E-06	3.3E-06
Lead	7439-92-1	Yes	--	--	--	--	--	--	--	--	--	--	--	--
Manganese	7439-96-5	Yes	6.5E-07	6.5E-07	6.5E-07	6.5E-07	6.5E-07	6.5E-07	6.5E-07	6.5E-07	6.5E-07	6.5E-07	6.5E-07	6.5E-07
Mercury	7439-97-6	Yes	3.4E-08	3.4E-08	3.4E-08	3.4E-08	3.4E-08	3.4E-08	3.4E-08	3.4E-08	3.4E-08	3.4E-08	3.4E-08	3.4E-08
Molybdenum trioxide	1313-27-5	No	1.3E-06	1.3E-06	1.3E-06	1.3E-06	1.3E-06	1.3E-06	1.3E-06	1.3E-06	1.3E-06	1.3E-06	1.3E-06	1.3E-06
Nickel	7440-02-0	Yes	2.9E-07	2.9E-07	2.9E-07	2.9E-07	2.9E-07	2.9E-07	2.9E-07	2.9E-07	2.9E-07	2.9E-07	2.9E-07	2.9E-07
Phosphorus	504	No	5.4E-06	5.4E-06	5.4E-06	5.4E-06	5.4E-06	5.4E-06	5.4E-06	5.4E-06	5.4E-06	5.4E-06	5.4E-06	5.4E-06
Selenium	7782-49-2	Yes	--	--	--	--	--	--	--	--	--	--	--	--
Vanadium	7440-62-2	Yes	1.9E-06	1.9E-06	1.9E-06	1.9E-06	1.9E-06	1.9E-06	1.9E-06	1.9E-06	1.9E-06	1.9E-06	1.9E-06	1.9E-06
Zinc	7440-66-6	No	8.1E-06	8.1E-06	8.1E-06	8.1E-06	8.1E-06	8.1E-06	8.1E-06	8.1E-06	8.1E-06	8.1E-06	8.1E-06	8.1E-06
Zinc Oxide	1314-13-2	No	--	--	--	--	--	--	--	--	--	--	--	--
INORGANIC COMPOUNDS														
Ammonia	7664-41-7	Yes	2.6E-03	2.6E-03	2.6E-03	2.6E-03	2.6E-03	2.6E-03	2.6E-03	2.6E-03	2.6E-03	2.6E-03	2.6E-03	2.6E-03
Carbon disulfide	75-15-0	Yes	--	--	--	--	--	--	--	--	--	--	--	--
Fluorides	239	Yes	--	--	--	--	--	--	--	--	--	--	--	--
Hydrogen Fluoride	7664-39-3	Yes	2.5E-04	2.5E-04	2.5E-04	2.5E-04	2.5E-04	2.5E-04	2.5E-04	2.5E-04	2.5E-04	2.5E-04	2.5E-04	2.5E-04
Hydrochloric Acid	7647-01-0	Yes	--	--	--	--	--	--	--	--	--	--	--	--
Phosphoric Acid	7664-38-2	Yes	--	--	--	--	--	--	--	--	--	--	--	--
Glasswool Fibers	352	No	3.8E-05	3.8E-05	3.8E-05	3.8E-05	3.8E-05	3.8E-05	3.8E-05	3.8E-05	3.8E-05	3.8E-05	3.8E-05	3.8E-05
Silica, Crystalline	7631-86-9	Yes	3.8E-05	3.8E-05	3.8E-05	3.8E-05	3.8E-05	3.8E-05	3.8E-05	3.8E-05	3.8E-05	3.8E-05	3.8E-05	3.8E-05
Sulfuric Acid	7664-93-9	Yes	--	--	--	--	--	--	--	--	--	--	--	--
ORGANIC COMPOUNDS														
Acetaldehyde	75-07-0	Yes	3.5E-06	3.5E-06	3.5E-06	3.5E-06	3.5E-06	3.5E-06	3.5E-06	3.5E-06	3.5E-06	3.5E-06	3.5E-06	3.5E-06
Acetone	67-64-1	Yes	3.7E-04	3.7E-04	3.7E-04	3.7E-04	3.7E-04	3.7E-04	3.7E-04	3.7E-04	3.7E-04	3.7E-04	3.7E-04	3.7E-04
Acrolein	107-02-8	Yes	2.2E-06	2.2E-06	2.2E-06	2.2E-06	2.2E-06	2.2E-06	2.2E-06	2.2E-06	2.2E-06	2.2E-06	2.2E-06	2.2E-06
Benzene	71-43-2	Yes	7.4E-05	7.4E-05	7.4E-05	7.4E-05	7.4E-05	7.4E-05	7.4E-05	7.4E-05	7.4E-05	7.4E-05	7.4E-05	7.4E-05
1,3-Butadiene	106-99-0	Yes	--	--	--	--	--	--	--	--	--	--	--	--
Cyclohexane	110-82-7	Yes	--	--	--	--	--	--	--	--	--	--	--	--
Ethylbenzene	100-41-4	Yes	--	--	--	--	--	--	--	--	--	--	--	--
Chloroethane	75-00-3	Yes	--	--	--	--	--	--	--	--	--	--	--	--
Formaldehyde	50-00-0	Yes	5.8E-03	5.8E-03	5.8E-03	5.8E-03	5.8E-03	5.8E-03	5.8E-03	5.8E-03	5.8E-03	5.8E-03	5.8E-03	5.8E-03
Hexane	110-54-3	Yes	3.6E-04	3.6E-04	3.6E-04	3.6E-04	3.6E-04	3.6E-04	3.6E-04	3.6E-04	3.6E-04	3.6E-04	3.6E-04	3.6E-04
Chloromethane	74-87-3	Yes	2.9E-05	2.9E-05	2.9E-05	2.9E-05	2.9E-05	2.9E-05	2.9E-05	2.9E-05	2.9E-05	2.9E-05	2.9E-05	2.9E-05
2-Butanone	78-93-3	Yes	1.4E-05	1.4E-05	1.4E-05	1.4E-05	1.4E-05	1.4E-05	1.4E-05	1.4E-05	1.4E-05	1.4E-05	1.4E-05	1.4E-05
Methyl isobutyl ketone	108-10-1	Yes	--	--	--	--	--	--	--	--	--	--	--	--
1,2,4-Trimethylbenzene	95-63-6	Yes	--	--	--	--	--	--	--	--	--	--	--	--
Toluene	108-88-3	Yes	1.8E-04	1.8E-04	1.8E-04	1.8E-04	1.8E-04	1.8E-04	1.8E-04	1.8E-04	1.8E-04	1.8E-04	1.8E-04	1.8E-04
Xylenes (mixed isomers)	1330-20-7	Yes	--	--	--	--	--	--	--	--	--	--	--	--
o-Xylene	95-47-6	Yes	--	--	--	--	--	--	--	--	--	--	--	--
POLYCYCLIC AROMATIC HYDROCARBONS (PAH)														
PAHs	401	Yes	8.1E-08	8.1E-08	8.1E-08	8.1E-08	8.1E-08	8.1E-08	8.1E-08	8.1E-08	8.1E-08	8.1E-08	8.1E-08	8.1E-08
Benzo[a]pyrene	50-32-8	Yes	9.7E-10	9.7E-10	9.7E-10	9.7E-10	9.7E-10	9.7E-10	9.7E-10	9.7E-10	9.7E-10	9.7E-10	9.7E-10	9.7E-10
Naphthalene	91-20-3	Yes	2.4E-07	2.4E-07	2.4E-07	2.4E-07	2.4E-07	2.4E-07	2.4E-07	2.4E-07	2.4E-07	2.4E-07	2.4E-07	2.4E-07
Diesel Particulate Matter (DPM)														
DPM	200	Yes	--	--	--	--	--	--	--	--	--	--	--	--
Total TAC Emission Estimate			9.8E-03	9.8E-03	9.8E-03	9.8E-03	9.8E-03	9.8E-03	9.8E-03	9.8E-03	9.8E-03	9.8E-03	9.8E-03	9.8E-03

Notes

g = gram. RBC = risk-based concentration.
 GP1 = Glass Plant 1. RMH = raw material handling.
 GP2 = Glass Plant 2. s = second.
 hr = hour. TAC = toxic air contaminant.
 lb = pound. TEU = toxic emission unit.
 PM = particulate matter.

^(a) Emission rate (lb/day) = (total daily emissions estimate [lb/day]) x (production fraction)

^(b) Emission rate (g/s) = (daily emissions estimate [lb/day]) x (453.592 g/lb) x (day/24 hrs) x (hr/3,600 s)

^(c) Emission rate (g/s) = (total emission rate [g/s]) x (apportioning fraction)

^(d) Emission rate (g/s) = (total emission rate [g/s]) x (production fraction)

^(e) Production fraction = (fiber type natural gas usage [scf/hr]) / (total fiberizer natural gas usage [scf/hr])

Fiber Type	Natural Gas Usage (scf/hr)
Rotary Fine	96,000
Rotary Coarse	--
Flameblown	16,000
Total	112,000

^(f) Production fraction = (glass plant fiber production [tons/yr]) / (total fiber production [tons/yr])

Glass Plant	Fiber Production (tons/yr)
GP1	19,359
GP2	10,468
Total	29,827

^(g) Apportioning fraction = (PM emission factor [lb/ton]) / (total RMH PM emission factor [lb/ton])

Transport, storage, mixing PM emission factor (lb/ton) = 0.037 (3)
 Furnace bin PM emission factor (lb/ton) = 0.001 (3)
 Total RMH PM emission factor (lb/ton) = 0.038 (3)

References

- ⁽¹⁾ Emission estimates obtained from the revised emissions inventory dated March 14, 2024.
- ⁽²⁾ Emission estimates equally apportioned among the defined model source representations.
- ⁽³⁾ Emission factors obtained from the Standard ACDP 02-2173-ST-01 dated November 23, 2022.
- ⁽⁴⁾ Sum of Furnace Bin and Baling emission estimates.

© 2024 Maul Foster & Alongi, Inc. All Rights Reserved.

Table 3-3
Daily TAC Emission Rates—Significant TEUs
Production Scenario 1 (all Rotary Fine)
Hollingsworth & Vose Fiber Company—Corvallis, OR

TAC	CAS/ODEQ Sequence ID	RBC? (Yes/No)	Daily Emission Estimates										
			Flameblown					Glass Melt					
			Fiber Production	CFU Bulking Agent	Natural Gas Combustion	Total		L4F1/F2	L4F3/F4	Fiber Production	CFU Bulking Agent	Total	
			(lb/day) ⁽¹⁾	(lb/day) ⁽¹⁾	(lb/day) ^(a)	(lb/day)	(g/s) ^(b)	(g/s) ^(c)	(g/s) ^(c)	(lb/day) ⁽¹⁾	(lb/day) ⁽¹⁾	(lb/day)	(g/s) ^(b)
TEU ID			FB	CFU_FB	--	--	--	--	--	--	GM	CFU_GM	--
Model ID			--	--	--	--	--	CFU114	CFU115	--	--	--	CFU113
Production Fraction			--	--	0.143 ^(e)	--	--	--	--	--	--	--	--
Apportioning Fraction			--	--	--	--	--	0.50 ⁽²⁾	0.50 ⁽²⁾	--	--	--	--
METALS													
Aluminum	7429-90-5	Yes	--	--	--	--	--	--	--	--	--	--	--
Antimony	7440-36-0	Yes	7.0E-04	--	--	7.0E-04	3.7E-06	1.8E-06	1.8E-06	2.3E-04	--	2.3E-04	1.2E-06
Arsenic	7440-38-2	Yes	--	--	--	--	--	--	--	--	--	--	--
Barium	7440-39-3	No	4.7E-04	--	--	4.7E-04	2.4E-06	1.2E-06	1.2E-06	1.6E-04	--	1.6E-04	8.4E-07
Cadmium	7440-43-9	Yes	1.3E-04	--	--	1.3E-04	6.8E-07	3.4E-07	3.4E-07	1.9E-04	--	1.9E-04	1.0E-06
Chromium (total)	7440-47-3	No	1.5E-04	--	--	1.5E-04	7.9E-07	3.9E-07	3.9E-07	8.2E-05	--	8.2E-05	4.3E-07
Chromium VI	18540-29-9	Yes	1.5E-04	--	--	1.5E-04	7.9E-07	3.9E-07	3.9E-07	8.2E-05	--	8.2E-05	4.3E-07
Cobalt	7440-48-4	Yes	--	--	--	--	--	--	--	3.5E-05	--	3.5E-05	1.8E-07
Copper	7440-50-8	Yes	2.1E-03	--	--	2.1E-03	1.1E-05	5.6E-06	5.6E-06	1.3E-03	--	1.3E-03	6.6E-06
Lead	7439-92-1	Yes	--	--	--	--	--	--	--	1.7E-03	--	1.7E-03	9.0E-06
Manganese	7439-96-5	Yes	4.9E-04	--	--	4.9E-04	2.6E-06	1.3E-06	1.3E-06	4.6E-05	--	4.6E-05	2.4E-07
Mercury	7439-97-6	Yes	2.4E-05	--	--	2.4E-05	1.3E-07	6.4E-08	6.4E-08	0.023	--	0.023	1.2E-04
Molybdenum trioxide	1313-27-5	No	--	--	6.3E-04	6.3E-04	3.3E-06	1.7E-06	1.7E-06	--	--	--	--
Nickel	7440-02-0	Yes	8.1E-04	--	--	8.1E-04	4.2E-06	2.1E-06	2.1E-06	--	--	--	--
Phosphorus	504	No	4.0E-03	--	--	4.0E-03	2.1E-05	1.0E-05	1.0E-05	5.0E-03	--	5.0E-03	2.6E-05
Selenium	7782-49-2	Yes	--	--	--	--	--	--	--	--	--	--	--
Vanadium	7440-62-2	Yes	--	--	8.8E-04	8.8E-04	4.6E-06	2.3E-06	2.3E-06	--	--	--	--
Zinc	7440-66-6	No	0.013	--	--	0.013	6.8E-05	3.4E-05	3.4E-05	2.6E-03	--	2.6E-03	1.4E-05
Zinc Oxide	1314-13-2	No	--	--	--	--	--	--	--	--	--	--	--
INORGANIC COMPOUNDS													
Ammonia	7664-41-7	Yes	--	--	1.23	1.23	6.4E-03	3.2E-03	3.2E-03	--	--	--	--
Carbon disulfide	75-15-0	Yes	--	--	--	--	--	--	--	2.5E-03	--	2.5E-03	1.3E-05
Fluorides	239	Yes	7.8E-03	--	--	7.8E-03	4.1E-05	2.0E-05	2.0E-05	8.9E-03	--	8.9E-03	4.7E-05
Hydrogen Fluoride	7664-39-3	Yes	0.10	--	--	0.10	5.5E-04	2.7E-04	2.7E-04	1.3E-03	--	1.3E-03	6.8E-06
Hydrochloric Acid	7647-01-0	Yes	--	--	--	--	--	--	--	--	--	--	--
Phosphoric Acid	7664-38-2	Yes	--	--	--	--	--	--	--	--	--	--	--
Glasswool Fibers	352	No	0.022	--	--	0.022	1.2E-04	5.9E-05	5.9E-05	--	--	--	--
Silica, Crystalline	7631-86-9	Yes	--	0.022	--	0.022	1.2E-04	5.8E-05	5.8E-05	--	2.2E-03	2.2E-03	1.2E-05
Sulfuric Acid	7664-93-9	Yes	--	--	--	--	--	--	--	--	--	--	--
ORGANIC COMPOUNDS													
Acetaldehyde	75-07-0	Yes	--	--	1.6E-03	1.6E-03	8.7E-06	4.3E-06	4.3E-06	--	--	--	--
Acetone	67-64-1	Yes	0.93	--	--	0.93	4.9E-03	2.4E-03	2.4E-03	0.36	--	0.36	1.9E-03
Acrolein	107-02-8	Yes	--	--	1.0E-03	1.0E-03	5.4E-06	2.7E-06	2.7E-06	--	--	--	--
Benzene	71-43-2	Yes	0.23	--	--	0.23	1.2E-03	6.1E-04	6.1E-04	0.085	--	0.085	4.5E-04
1,3-Butadiene	106-99-0	Yes	--	--	--	--	--	--	--	0.038	--	0.038	2.0E-04
Cyclohexane	110-82-7	Yes	0.014	--	--	0.014	7.5E-05	3.8E-05	3.8E-05	--	--	--	--
Ethylbenzene	100-41-4	Yes	0.012	--	--	0.012	6.4E-05	3.2E-05	3.2E-05	--	--	--	--
Chloroethane	75-00-3	Yes	6.6E-03	--	--	6.6E-03	3.5E-05	1.7E-05	1.7E-05	--	--	--	--
Formaldehyde	50-00-0	Yes	1.00	--	--	1.00	5.3E-03	2.6E-03	2.6E-03	0.19	--	0.19	9.9E-04
Hexane	110-54-3	Yes	1.35	--	--	1.35	7.1E-03	3.5E-03	3.5E-03	0.051	--	0.051	2.7E-04
Chloromethane	74-87-3	Yes	0.088	--	--	0.088	4.6E-04	2.3E-04	2.3E-04	--	--	--	--
2-Butanone	78-93-3	Yes	0.030	--	--	0.030	1.6E-04	7.8E-05	7.8E-05	4.7E-03	--	4.7E-03	2.5E-05
Methyl isobutyl ketone	108-10-1	Yes	0.011	--	--	0.011	5.7E-05	2.8E-05	2.8E-05	--	--	--	--
1,2,4-Trimethylbenzene	95-63-6	Yes	--	--	--	--	--	--	--	--	--	--	--
Toluene	108-88-3	Yes	0.24	--	--	0.24	1.2E-03	6.2E-04	6.2E-04	0.021	--	0.021	1.1E-04
Xylenes (mixed isomers)	1330-20-7	Yes	0.025	--	--	0.025	1.3E-04	6.6E-05	6.6E-05	--	--	--	--
o-Xylene	95-47-6	Yes	--	--	--	--	--	--	--	--	--	--	--
POLYCYCLIC AROMATIC HYDROCARBONS (PAH)													
PAHs	401	Yes	--	--	3.8E-05	3.8E-05	2.0E-07	1.0E-07	1.0E-07	--	--	--	--
Benzo[a]pyrene	50-32-8	Yes	--	--	4.6E-07	4.6E-07	2.4E-09	1.2E-09	1.2E-09	--	--	--	--
Naphthalene	91-20-3	Yes	--	--	1.2E-04	1.2E-04	6.0E-07	3.0E-07	3.0E-07	--	--	--	--
Diesel Particulate Matter (DPM)													
DPM	200	Yes	--	--	--	--	--	--	--	--	--	--	--
Total TAC Emission Estimate			4.10	0.022	1.23	5.35	0.028	0.014	0.014	0.79	2.2E-03	0.79	4.2E-03

Notes

g = gram. RBC = risk-based concentration.
 GP1 = Glass Plant 1. RMH = raw material handling.
 GP2 = Glass Plant 2. s = second.
 hr = hour. TAC = toxic air contaminant.
 lb = pound. TEU = toxic emission unit.
 PM = particulate matter.

^(a) Emission rate (lb/day) = (total daily emissions estimate [lb/day]) x (production fraction)

^(b) Emission rate (g/s) = (daily emissions estimate [lb/day]) x (453.592 g/lb) x (day/24 hrs) x (hr/3,600 s)

^(c) Emission rate (g/s) = (total emission rate [g/s]) x (apportioning fraction)

^(d) Emission rate (g/s) = (total emission rate [g/s]) x (production fraction)

^(e) Production fraction = (fiber type natural gas usage [scf/hr]) / (total fiberizer natural gas usage [scf/hr])

Fiber Type	Natural Gas Usage (scf/hr)
Rotary Fine	96,000
Rotary Coarse	--
Flameblown	16,000
Total	112,000

^(f) Production fraction = (glass plant fiber production [tons/yr]) / (total fiber production [tons/yr])

Glass Plant	Fiber Production (tons/yr)
GP1	19,359
GP2	10,468
Total	29,827

^(g) Apportioning fraction = (PM emission factor [lb/ton]) / (total RMH PM emission factor [lb/ton])

Transport, storage, mixing PM emission factor (lb/ton) = 0.037 (3)
 Furnace bin PM emission factor (lb/ton) = 0.001 (3)
 Total RMH PM emission factor (lb/ton) = 0.038 (3)

References

- ⁽¹⁾ Emission estimates obtained from the revised emissions inventory dated March 14, 2024.
- ⁽²⁾ Emission estimates equally apportioned among the defined model source representations.
- ⁽³⁾ Emission factors obtained from the Standard ACDP 02-2173-ST-01 dated November 23, 2022.
- ⁽⁴⁾ Sum of Furnace Bin and Baling emission estimates.

© 2024 Maul Foster & Alongi, Inc. All Rights Reserved.

Table 3-3
Daily TAC Emission Rates—Significant TEUs
Production Scenario 1 (all Rotary Fine)
Hollingsworth & Vose Fiber Company—Corvallis, OR

TAC	CAS/ODEQ Sequence ID	RBC? (Yes/No)	Daily Emission Estimates							
			CFU Super Sack Filling							
			Rotary Fine							
			Total (lb/day) ⁽¹⁾	(g/s) ^(b)	CFU101 (g/s) ^(c)	CFU102 (g/s) ^(c)	CFU105 (g/s) ^(c)	CFU116 (g/s) ^(c)	CFU117 (g/s) ^(c)	CFU118 (g/s) ^(c)
TEU ID			SSF_RF	--	--	--	--	--	--	--
Model ID			--	SSF01	SSF02	SSF05	SSF16	SSF17	SSF18	
Production Fraction			--	--	--	--	--	--	--	
Apportioning Fraction			--	0.167 ⁽²⁾	0.167 ⁽²⁾	0.167 ⁽²⁾	0.167 ⁽²⁾	0.167 ⁽²⁾	0.167 ⁽²⁾	0.167 ⁽²⁾
METALS										
Aluminum	7429-90-5	Yes	--	--	--	--	--	--	--	--
Antimony	7440-36-0	Yes	--	--	--	--	--	--	--	--
Arsenic	7440-38-2	Yes	--	--	--	--	--	--	--	--
Barium	7440-39-3	No	3.5E-06	1.8E-08	3.0E-09	3.0E-09	3.0E-09	3.0E-09	3.0E-09	3.0E-09
Cadmium	7440-43-9	Yes	--	--	--	--	--	--	--	--
Chromium (total)	7440-47-3	No	1.2E-06	6.3E-09	1.1E-09	1.1E-09	1.1E-09	1.1E-09	1.1E-09	1.1E-09
Chromium VI	18540-29-9	Yes	1.2E-06	6.3E-09	1.1E-09	1.1E-09	1.1E-09	1.1E-09	1.1E-09	1.1E-09
Cobalt	7440-48-4	Yes	--	--	--	--	--	--	--	--
Copper	7440-50-8	Yes	2.9E-05	1.5E-07	2.5E-08	2.5E-08	2.5E-08	2.5E-08	2.5E-08	2.5E-08
Lead	7439-92-1	Yes	--	--	--	--	--	--	--	--
Manganese	7439-96-5	Yes	5.8E-06	3.0E-08	5.0E-09	5.0E-09	5.0E-09	5.0E-09	5.0E-09	5.0E-09
Mercury	7439-97-6	Yes	3.0E-07	1.6E-09	2.6E-10	2.6E-10	2.6E-10	2.6E-10	2.6E-10	2.6E-10
Molybdenum trioxide	1313-27-5	No	--	--	--	--	--	--	--	--
Nickel	7440-02-0	Yes	2.6E-06	1.3E-08	2.2E-09	2.2E-09	2.2E-09	2.2E-09	2.2E-09	2.2E-09
Phosphorus	504	No	4.8E-05	2.5E-07	4.2E-08	4.2E-08	4.2E-08	4.2E-08	4.2E-08	4.2E-08
Selenium	7782-49-2	Yes	--	--	--	--	--	--	--	--
Vanadium	7440-62-2	Yes	--	--	--	--	--	--	--	--
Zinc	7440-66-6	No	7.2E-05	3.8E-07	6.3E-08	6.3E-08	6.3E-08	6.3E-08	6.3E-08	6.3E-08
Zinc Oxide	1314-13-2	No	--	--	--	--	--	--	--	--
INORGANIC COMPOUNDS										
Ammonia	7664-41-7	Yes	--	--	--	--	--	--	--	--
Carbon disulfide	75-15-0	Yes	--	--	--	--	--	--	--	--
Fluorides	239	Yes	--	--	--	--	--	--	--	--
Hydrogen Fluoride	7664-39-3	Yes	--	--	--	--	--	--	--	--
Hydrochloric Acid	7647-01-0	Yes	--	--	--	--	--	--	--	--
Phosphoric Acid	7664-38-2	Yes	--	--	--	--	--	--	--	--
Glasswool Fibers	352	No	--	--	--	--	--	--	--	--
Silica, Crystalline	7631-86-9	Yes	9.5E-04	5.0E-06	8.3E-07	8.3E-07	8.3E-07	8.3E-07	8.3E-07	8.3E-07
Sulfuric Acid	7664-93-9	Yes	--	--	--	--	--	--	--	--
ORGANIC COMPOUNDS										
Acetaldehyde	75-07-0	Yes	--	--	--	--	--	--	--	--
Acetone	67-64-1	Yes	--	--	--	--	--	--	--	--
Acrolein	107-02-8	Yes	--	--	--	--	--	--	--	--
Benzene	71-43-2	Yes	--	--	--	--	--	--	--	--
1,3-Butadiene	106-99-0	Yes	--	--	--	--	--	--	--	--
Cyclohexane	110-82-7	Yes	--	--	--	--	--	--	--	--
Ethylbenzene	100-41-4	Yes	--	--	--	--	--	--	--	--
Chloroethane	75-00-3	Yes	--	--	--	--	--	--	--	--
Formaldehyde	50-00-0	Yes	--	--	--	--	--	--	--	--
Hexane	110-54-3	Yes	--	--	--	--	--	--	--	--
Chloromethane	74-87-3	Yes	--	--	--	--	--	--	--	--
2-Butanone	78-93-3	Yes	--	--	--	--	--	--	--	--
Methyl isobutyl ketone	108-10-1	Yes	--	--	--	--	--	--	--	--
1,2,4-Trimethylbenzene	95-63-6	Yes	--	--	--	--	--	--	--	--
Toluene	108-88-3	Yes	--	--	--	--	--	--	--	--
Xylenes (mixed isomers)	1330-20-7	Yes	--	--	--	--	--	--	--	--
o-Xylene	95-47-6	Yes	--	--	--	--	--	--	--	--
POLYCYCLIC AROMATIC HYDROCARBONS (PAH)										
PAHs	401	Yes	--	--	--	--	--	--	--	--
Benzo[a]pyrene	50-32-8	Yes	--	--	--	--	--	--	--	--
Naphthalene	91-20-3	Yes	--	--	--	--	--	--	--	--
Diesel Particulate Matter (DPM)										
DPM	200	Yes	--	--	--	--	--	--	--	--
Total TAC Emission Estimate			1.1E-03	5.8E-06	9.7E-07	9.7E-07	9.7E-07	9.7E-07	9.7E-07	9.7E-07

Notes

g = gram. RBC = risk-based concentration.
 GP1 = Glass Plant 1. RMH = raw material handling.
 GP2 = Glass Plant 2. s = second.
 hr = hour. TAC = toxic air contaminant.
 lb = pound. TEU = toxic emission unit.
 PM = particulate matter.

^(a) Emission rate (lb/day) = (total daily emissions estimate [lb/day]) x (production fraction)

^(b) Emission rate (g/s) = (daily emissions estimate [lb/day]) x (453.592 g/lb) x (day/24 hrs) x (hr/3,600 s)

^(c) Emission rate (g/s) = (total emission rate [g/s]) x (apportioning fraction)

^(d) Emission rate (g/s) = (total emission rate [g/s]) x (production fraction)

^(e) Production fraction = (fiber type natural gas usage [scf/hr]) / (total fiberizer natural gas usage [scf/hr])

Fiber Type	Natural Gas Usage (scf/hr)
Rotary Fine	96,000
Rotary Coarse	--
Flameblown	16,000
Total	112,000

^(f) Production fraction = (glass plant fiber production [tons/yr]) / (total fiber production [tons/yr])

Glass Plant	Fiber Production (tons/yr)
GP1	19,359
GP2	10,468
Total	29,827

^(g) Apportioning fraction = (PM emission factor [lb/ton]) / (total RMH PM emission factor [lb/ton])

Transport, storage, mixing PM emission factor (lb/ton) = 0.037 (3)
 Furnace bin PM emission factor (lb/ton) = 0.001 (3)
 Total RMH PM emission factor (lb/ton) = 0.038 (3)

References

- ⁽¹⁾ Emission estimates obtained from the revised emissions inventory dated March 14, 2024.
- ⁽²⁾ Emission estimates equally apportioned among the defined model source representations.
- ⁽³⁾ Emission factors obtained from the Standard ACDP 02-2173-ST-01 dated November 23, 2022.
- ⁽⁴⁾ Sum of Furnace Bin and Baling emission estimates.

© 2024 Maul Foster & Alongi, Inc. All Rights Reserved.

Table 3-3
Daily TAC Emission Rates—Significant TEUs
Production Scenario 1 (all Rotary Fine)
Hollingsworth & Vose Fiber Company—Corvallis, OR

TAC	CAS/ODEQ Sequence ID	RBC? (Yes/No)	Daily Emission Estimates										
			CFU Super Sack Filling										
			Rotary Coarse/Ultra Rotary Coarse										
			Total	CFU103	CFU104	CFU106	CFU107	CFU108	CFU109	CFU110	CFU111	CFU112	
(lb/day) ⁽¹⁾	(g/s) ^(b)	(g/s) ^(c)	(g/s) ^(c)	(g/s) ^(c)	(g/s) ^(c)	(g/s) ^(c)	(g/s) ^(c)	(g/s) ^(c)	(g/s) ^(c)	(g/s) ^(c)			
TEU ID	SSF_RC	--	--	--	--	--	--	--	--	--	--	--	--
Model ID	--	SSF03	SSF04	SSF06	SSF07	SSF08	SSF09	SSF10	SSF11	SSF12			
Production Fraction	--	--	--	--	--	--	--	--	--	--	--	--	--
Apportioning Fraction	--	0.111 ⁽²⁾	0.111 ⁽²⁾	0.111 ⁽²⁾	0.111 ⁽²⁾	0.111 ⁽²⁾	0.111 ⁽²⁾	0.111 ⁽²⁾	0.111 ⁽²⁾	0.111 ⁽²⁾	0.111 ⁽²⁾	0.111 ⁽²⁾	0.111 ⁽²⁾
METALS													
Aluminum	7429-90-5	Yes	--	--	--	--	--	--	--	--	--	--	--
Antimony	7440-36-0	Yes	3.6E-05	1.9E-07	2.1E-08	2.1E-08	2.1E-08	2.1E-08	2.1E-08	2.1E-08	2.1E-08	2.1E-08	2.1E-08
Arsenic	7440-38-2	Yes	--	--	--	--	--	--	--	--	--	--	--
Barium	7440-39-3	No	2.2E-05	1.2E-07	1.3E-08	1.3E-08	1.3E-08	1.3E-08	1.3E-08	1.3E-08	1.3E-08	1.3E-08	1.3E-08
Cadmium	7440-43-9	Yes	2.3E-05	1.2E-07	1.4E-08	1.4E-08	1.4E-08	1.4E-08	1.4E-08	1.4E-08	1.4E-08	1.4E-08	1.4E-08
Chromium (total)	7440-47-3	No	2.2E-05	1.1E-07	1.3E-08	1.3E-08	1.3E-08	1.3E-08	1.3E-08	1.3E-08	1.3E-08	1.3E-08	1.3E-08
Chromium VI	18540-29-9	Yes	2.2E-05	1.1E-07	1.3E-08	1.3E-08	1.3E-08	1.3E-08	1.3E-08	1.3E-08	1.3E-08	1.3E-08	1.3E-08
Cobalt	7440-48-4	Yes	9.5E-07	5.0E-09	5.5E-10	5.5E-10	5.5E-10	5.5E-10	5.5E-10	5.5E-10	5.5E-10	5.5E-10	5.5E-10
Copper	7440-50-8	Yes	1.3E-04	6.7E-07	7.5E-08	7.5E-08	7.5E-08	7.5E-08	7.5E-08	7.5E-08	7.5E-08	7.5E-08	7.5E-08
Lead	7439-92-1	Yes	2.1E-04	1.1E-06	1.2E-07	1.2E-07	1.2E-07	1.2E-07	1.2E-07	1.2E-07	1.2E-07	1.2E-07	1.2E-07
Manganese	7439-96-5	Yes	3.3E-05	1.7E-07	1.9E-08	1.9E-08	1.9E-08	1.9E-08	1.9E-08	1.9E-08	1.9E-08	1.9E-08	1.9E-08
Mercury	7439-97-6	Yes	2.5E-06	1.3E-08	1.4E-09	1.4E-09	1.4E-09	1.4E-09	1.4E-09	1.4E-09	1.4E-09	1.4E-09	1.4E-09
Molybdenum trioxide	1313-27-5	No	--	--	--	--	--	--	--	--	--	--	--
Nickel	7440-02-0	Yes	4.9E-05	2.6E-07	2.9E-08	2.9E-08	2.9E-08	2.9E-08	2.9E-08	2.9E-08	2.9E-08	2.9E-08	2.9E-08
Phosphorus	504	No	5.8E-04	3.1E-06	3.4E-07	3.4E-07	3.4E-07	3.4E-07	3.4E-07	3.4E-07	3.4E-07	3.4E-07	3.4E-07
Selenium	7782-49-2	Yes	--	--	--	--	--	--	--	--	--	--	--
Vanadium	7440-62-2	Yes	--	--	--	--	--	--	--	--	--	--	--
Zinc	7440-66-6	No	3.6E-04	1.9E-06	2.1E-07	2.1E-07	2.1E-07	2.1E-07	2.1E-07	2.1E-07	2.1E-07	2.1E-07	2.1E-07
Zinc Oxide	1314-13-2	No	--	--	--	--	--	--	--	--	--	--	--
INORGANIC COMPOUNDS													
Ammonia	7664-41-7	Yes	--	--	--	--	--	--	--	--	--	--	--
Carbon disulfide	75-15-0	Yes	--	--	--	--	--	--	--	--	--	--	--
Fluorides	239	Yes	4.2E-03	2.2E-05	2.4E-06	2.4E-06	2.4E-06	2.4E-06	2.4E-06	2.4E-06	2.4E-06	2.4E-06	2.4E-06
Hydrogen Fluoride	7664-39-3	Yes	--	--	--	--	--	--	--	--	--	--	--
Hydrochloric Acid	7647-01-0	Yes	--	--	--	--	--	--	--	--	--	--	--
Phosphoric Acid	7664-38-2	Yes	--	--	--	--	--	--	--	--	--	--	--
Glasswool Fibers	352	No	--	--	--	--	--	--	--	--	--	--	--
Silica, Crystalline	7631-86-9	Yes	9.5E-04	5.0E-06	5.5E-07	5.5E-07	5.5E-07	5.5E-07	5.5E-07	5.5E-07	5.5E-07	5.5E-07	5.5E-07
Sulfuric Acid	7664-93-9	Yes	--	--	--	--	--	--	--	--	--	--	--
ORGANIC COMPOUNDS													
Acetaldehyde	75-07-0	Yes	--	--	--	--	--	--	--	--	--	--	--
Acetone	67-64-1	Yes	--	--	--	--	--	--	--	--	--	--	--
Acrolein	107-02-8	Yes	--	--	--	--	--	--	--	--	--	--	--
Benzene	71-43-2	Yes	--	--	--	--	--	--	--	--	--	--	--
1,3-Butadiene	106-99-0	Yes	--	--	--	--	--	--	--	--	--	--	--
Cyclohexane	110-82-7	Yes	--	--	--	--	--	--	--	--	--	--	--
Ethylbenzene	100-41-4	Yes	--	--	--	--	--	--	--	--	--	--	--
Chloroethane	75-00-3	Yes	--	--	--	--	--	--	--	--	--	--	--
Formaldehyde	50-00-0	Yes	--	--	--	--	--	--	--	--	--	--	--
Hexane	110-54-3	Yes	--	--	--	--	--	--	--	--	--	--	--
Chloromethane	74-87-3	Yes	--	--	--	--	--	--	--	--	--	--	--
2-Butanone	78-93-3	Yes	--	--	--	--	--	--	--	--	--	--	--
Methyl isobutyl ketone	108-10-1	Yes	--	--	--	--	--	--	--	--	--	--	--
1,2,4-Trimethylbenzene	95-63-6	Yes	--	--	--	--	--	--	--	--	--	--	--
Toluene	108-88-3	Yes	--	--	--	--	--	--	--	--	--	--	--
Xylenes (mixed isomers)	1330-20-7	Yes	--	--	--	--	--	--	--	--	--	--	--
o-Xylene	95-47-6	Yes	--	--	--	--	--	--	--	--	--	--	--
POLYCYCLIC AROMATIC HYDROCARBONS (PAH)													
PAHs	401	Yes	--	--	--	--	--	--	--	--	--	--	--
Benzo[a]pyrene	50-32-8	Yes	--	--	--	--	--	--	--	--	--	--	--
Naphthalene	91-20-3	Yes	--	--	--	--	--	--	--	--	--	--	--
Diesel Particulate Matter (DPM)													
DPM	200	Yes	--	--	--	--	--	--	--	--	--	--	--
Total TAC Emission Estimate			6.6E-03	3.5E-05	3.9E-06	3.9E-06	3.9E-06	3.9E-06	3.9E-06	3.9E-06	3.9E-06	3.9E-06	3.9E-06

Notes

g = gram. RBC = risk-based concentration.
 GP1 = Glass Plant 1. RMH = raw material handling.
 GP2 = Glass Plant 2. s = second.
 hr = hour. TAC = toxic air contaminant.
 lb = pound. TEU = toxic emission unit.
 PM = particulate matter.

^(a) Emission rate (lb/day) = (total daily emissions estimate [lb/day]) x (production fraction)

^(b) Emission rate (g/s) = (daily emissions estimate [lb/day]) x (453.592 g/lb) x (day/24 hrs) x (hr/3,600 s)

^(c) Emission rate (g/s) = (total emission rate [g/s]) x (apportioning fraction)

^(d) Emission rate (g/s) = (total emission rate [g/s]) x (production fraction)

^(e) Production fraction = (fiber type natural gas usage [scf/hr]) / (total fiberizer natural gas usage [scf/hr])

Fiber Type	Natural Gas Usage (scf/hr)
Rotary Fine	96,000
Rotary Coarse	--
Flameblown	16,000
Total	112,000

^(f) Production fraction = (glass plant fiber production [tons/yr]) / (total fiber production [tons/yr])

Glass Plant	Fiber Production (tons/yr)
GP1	19,359
GP2	10,468
Total	29,827

^(g) Apportioning fraction = (PM emission factor [lb/ton]) / (total RMH PM emission factor [lb/ton])

Transport, storage, mixing PM emission factor (lb/ton) =	0.037	(3)
Furnace bin PM emission factor (lb/ton) =	0.001	(3)
Total RMH PM emission factor (lb/ton) =	0.038	(3)

References

- ⁽¹⁾ Emission estimates obtained from the revised emissions inventory dated March 14, 2024.
- ⁽²⁾ Emission estimates equally apportioned among the defined model source representations.
- ⁽³⁾ Emission factors obtained from the Standard ACDP 02-2173-ST-01 dated November 23, 2022.
- ⁽⁴⁾ Sum of Furnace Bin and Baling emission estimates.

© 2024 Maul Foster & Alongi, Inc. All Rights Reserved.

Table 3-3
Daily TAC Emission Rates—Significant TEUs
Production Scenario 1 (all Rotary Fine)
Hollingsworth & Vose Fiber Company—Corvallis, OR

TAC	CAS/ODEQ Sequence ID	RBC? (Yes/No)	Daily Emission Estimates									
			CFU Super Sack Filling					Bulking Agent Silos				
			Flameblown			Glass Melt		Total		GP1 Silo (SILO1)	GP2 Silo (SILO2)	
			Total	CFU114	CFU115	CFU113		(lb/day) ⁽¹⁾	(g/s) ^(b)	(g/s) ^(c)	(g/s) ^(c)	
(lb/day) ⁽¹⁾	(g/s) ^(b)	(g/s) ^(c)	(g/s) ^(c)	(lb/day) ⁽¹⁾	(g/s) ^(b)							
TEU ID			SSF_FB	--	--	SSF_GM	--	--	SILO1	SILO2		
Model ID			--	SSF14	SSF15	--	SSF13	--	SILO1	SILO2		
Production Fraction			--	--	--	--	--	--	--	--		
Apportioning Fraction			--	0.50 ⁽²⁾	0.50 ⁽²⁾	--	--	--	0.50 ⁽²⁾	0.50 ⁽²⁾		
METALS												
Aluminum	7429-90-5	Yes	--	--	--	--	--	--	--	--	--	--
Antimony	7440-36-0	Yes	1.1E-05	5.9E-08	3.0E-08	3.0E-08	2.8E-05	1.5E-07	--	--	--	--
Arsenic	7440-38-2	Yes	--	--	--	--	--	--	--	--	--	--
Barium	7440-39-3	No	7.5E-06	3.9E-08	2.0E-08	2.0E-08	2.0E-05	1.0E-07	--	--	--	--
Cadmium	7440-43-9	Yes	2.1E-06	1.1E-08	5.4E-09	5.4E-09	2.4E-05	1.2E-07	--	--	--	--
Chromium (total)	7440-47-3	No	2.4E-06	1.3E-08	6.3E-09	6.3E-09	1.0E-05	5.4E-08	--	--	--	--
Chromium VI	18540-29-9	Yes	2.4E-06	1.3E-08	6.3E-09	6.3E-09	1.0E-05	5.4E-08	--	--	--	--
Cobalt	7440-48-4	Yes	--	--	--	--	4.3E-06	2.3E-08	--	--	--	--
Copper	7440-50-8	Yes	3.4E-05	1.8E-07	9.0E-08	9.0E-08	1.5E-04	8.1E-07	--	--	--	--
Lead	7439-92-1	Yes	--	--	--	--	2.1E-04	1.1E-06	--	--	--	--
Manganese	7439-96-5	Yes	7.8E-06	4.1E-08	2.1E-08	2.1E-08	5.7E-06	3.0E-08	--	--	--	--
Mercury	7439-97-6	Yes	3.9E-07	2.1E-09	1.0E-09	1.0E-09	2.9E-03	1.5E-05	--	--	--	--
Molybdenum trioxide	1313-27-5	No	--	--	--	--	--	--	--	--	--	--
Nickel	7440-02-0	Yes	1.3E-05	6.8E-08	3.4E-08	3.4E-08	--	--	--	--	--	--
Phosphorus	504	No	6.4E-05	3.4E-07	1.7E-07	1.7E-07	6.2E-04	3.2E-06	--	--	--	--
Selenium	7782-49-2	Yes	--	--	--	--	--	--	--	--	--	--
Vanadium	7440-62-2	Yes	--	--	--	--	--	--	--	--	--	--
Zinc	7440-66-6	No	2.1E-04	1.1E-06	5.4E-07	5.4E-07	3.3E-04	1.7E-06	--	--	--	--
Zinc Oxide	1314-13-2	No	--	--	--	--	--	--	--	--	--	--
INORGANIC COMPOUNDS												
Ammonia	7664-41-7	Yes	--	--	--	--	--	--	--	--	--	--
Carbon disulfide	75-15-0	Yes	--	--	--	--	--	--	--	--	--	--
Fluorides	239	Yes	1.2E-04	6.6E-07	3.3E-07	3.3E-07	1.1E-03	5.8E-06	--	--	--	--
Hydrogen Fluoride	7664-39-3	Yes	--	--	--	--	--	--	--	--	--	--
Hydrochloric Acid	7647-01-0	Yes	--	--	--	--	--	--	--	--	--	--
Phosphoric Acid	7664-38-2	Yes	--	--	--	--	--	--	--	--	--	--
Glasswool Fibers	352	No	--	--	--	--	--	--	--	--	--	--
Silica, Crystalline	7631-86-9	Yes	9.5E-04	5.0E-06	2.5E-06	2.5E-06	9.5E-04	5.0E-06	1.5E-04	8.0E-07	4.0E-07	4.0E-07
Sulfuric Acid	7664-93-9	Yes	--	--	--	--	--	--	--	--	--	--
ORGANIC COMPOUNDS												
Acetaldehyde	75-07-0	Yes	--	--	--	--	--	--	--	--	--	--
Acetone	67-64-1	Yes	--	--	--	--	--	--	--	--	--	--
Acrolein	107-02-8	Yes	--	--	--	--	--	--	--	--	--	--
Benzene	71-43-2	Yes	--	--	--	--	--	--	--	--	--	--
1,3-Butadiene	106-99-0	Yes	--	--	--	--	--	--	--	--	--	--
Cyclohexane	110-82-7	Yes	--	--	--	--	--	--	--	--	--	--
Ethylbenzene	100-41-4	Yes	--	--	--	--	--	--	--	--	--	--
Chloroethane	75-00-3	Yes	--	--	--	--	--	--	--	--	--	--
Formaldehyde	50-00-0	Yes	--	--	--	--	--	--	--	--	--	--
Hexane	110-54-3	Yes	--	--	--	--	--	--	--	--	--	--
Chloromethane	74-87-3	Yes	--	--	--	--	--	--	--	--	--	--
2-Butanone	78-93-3	Yes	--	--	--	--	--	--	--	--	--	--
Methyl isobutyl ketone	108-10-1	Yes	--	--	--	--	--	--	--	--	--	--
1,2,4-Trimethylbenzene	95-63-6	Yes	--	--	--	--	--	--	--	--	--	--
Toluene	108-88-3	Yes	--	--	--	--	--	--	--	--	--	--
Xylenes (mixed isomers)	1330-20-7	Yes	--	--	--	--	--	--	--	--	--	--
o-Xylene	95-47-6	Yes	--	--	--	--	--	--	--	--	--	--
POLYCYCLIC AROMATIC HYDROCARBONS (PAH)												
PAHs	401	Yes	--	--	--	--	--	--	--	--	--	--
Benzo[a]pyrene	50-32-8	Yes	--	--	--	--	--	--	--	--	--	--
Naphthalene	91-20-3	Yes	--	--	--	--	--	--	--	--	--	--
Diesel Particulate Matter (DPM)												
DPM	200	Yes	--	--	--	--	--	--	--	--	--	--
Total TAC Emission Estimate			1.4E-03	7.5E-06	3.7E-06	3.7E-06	6.3E-03	3.3E-05	1.5E-04	8.0E-07	4.0E-07	4.0E-07

Notes

- g = gram.
- GP1 = Glass Plant 1.
- GP2 = Glass Plant 2.
- hr = hour.
- lb = pound.
- PM = particulate matter.
- RBC = risk-based concentration.
- RMH = raw material handling.
- s = second.
- TAC = toxic air contaminant.
- TEU = toxic emission unit.

^(a) Emission rate (lb/day) = (total daily emissions estimate [lb/day]) x (production fraction)

^(b) Emission rate (g/s) = (daily emissions estimate [lb/day]) x (453.592 g/lb) x (day/24 hrs) x (hr/3,600 s)

^(c) Emission rate (g/s) = (total emission rate [g/s]) x (apportioning fraction)

^(d) Emission rate (g/s) = (total emission rate [g/s]) x (production fraction)

^(e) Production fraction = (fiber type natural gas usage [scf/hr]) / (total fiberizer natural gas usage [scf/hr])

Fiber Type	Natural Gas Usage (scf/hr)
Rotary Fine	96,000
Rotary Coarse	--
Flameblown	16,000
Total	112,000

^(f) Production fraction = (glass plant fiber production [tons/yr]) / (total fiber production [tons/yr])

Glass Plant	Fiber Production (tons/yr)
GP1	19,359
GP2	10,468
Total	29,827

^(g) Apportioning fraction = (PM emission factor [lb/ton]) / (total RMH PM emission factor [lb/ton])

Transport, storage, mixing PM emission factor (lb/ton) = 0.037 (3)

Furnace bin PM emission factor (lb/ton) = 0.001 (3)

Total RMH PM emission factor (lb/ton) = 0.038 (3)

References

- ⁽¹⁾ Emission estimates obtained from the revised emissions inventory dated March 14, 2024.
- ⁽²⁾ Emission estimates equally apportioned among the defined model source representations.
- ⁽³⁾ Emission factors obtained from the Standard ACDP 02-2173-ST-01 dated November 23, 2022.
- ⁽⁴⁾ Sum of Furnace Bin and Baling emission estimates.

© 2024 Maul Foster & Alongi, Inc. All Rights Reserved.

Table 3-3
Daily TAC Emission Rates—Significant TEUs
Production Scenario 1 (all Rotary Fine)
Hollingsworth & Vose Fiber Company—Corvallis, OR

TAC	CAS/ODEQ Sequence ID	RBC? (Yes/No)	Daily Emission Estimates										GP1 Fugitives		
			Raw Material Handling				Baling Fugitives				Total	Area A	Area B		
			Total	Transport, Storage, Mixing	Furnace Bins	Total	GP1	GP2							
			(lb/day) ⁽¹⁾	(g/s) ^(b)	(g/s) ^(c)	(g/s) ^(c)	(lb/day) ⁽¹⁾	(g/s) ^(b)	(g/s) ^(d)	(g/s) ^(d)	(g/s) ⁽⁴⁾	(g/s) ^(c)	(g/s) ^(c)		
TEU ID			RMH_BA; RMH_ZN; RMH_F; RMH_S; RMH_D; RMH_L; RMH_N				BALING				--	--	--		
Model ID			--	BBBH	--	--	--	--	--	--	--	GP1_A	GP1_B		
Production Fraction			--	--	--	--	0.649 ^(f)	0.351 ^(f)	--	--	--	--	--		
Apportioning Fraction			--	0.974 ^(g)	0.026 ^(g)	--	--	--	--	--	--	0.50 ⁽²⁾	0.50 ⁽²⁾		
METALS															
Aluminum	7429-90-5	Yes	0.68	3.6E-03	3.5E-03	9.4E-05	--	--	--	--	9.4E-05	4.7E-05	4.7E-05		
Antimony	7440-36-0	Yes	--	--	--	--	--	--	--	--	--	--	--		
Arsenic	7440-38-2	Yes	--	--	--	--	--	--	--	--	--	--	--		
Barium	7440-39-3	No	0.18	9.3E-04	9.0E-04	2.4E-05	--	--	--	--	2.4E-05	1.2E-05	1.2E-05		
Cadmium	7440-43-9	Yes	1.1E-05	6.0E-08	5.9E-08	1.6E-09	--	--	--	--	1.6E-09	7.9E-10	7.9E-10		
Chromium (total)	7440-47-3	No	--	--	--	--	--	--	--	--	--	--	--		
Chromium VI	18540-29-9	Yes	--	--	--	--	--	--	--	--	--	--	--		
Cobalt	7440-48-4	Yes	--	--	--	--	--	--	--	--	--	--	--		
Copper	7440-50-8	Yes	--	--	--	--	--	--	--	--	--	--	--		
Lead	7439-92-1	Yes	1.1E-04	6.0E-07	5.9E-07	1.6E-08	--	--	--	--	1.6E-08	7.9E-09	7.9E-09		
Manganese	7439-96-5	Yes	--	--	--	--	--	--	--	--	--	--	--		
Mercury	7439-97-6	Yes	--	--	--	--	--	--	--	--	--	--	--		
Molybdenum trioxide	1313-27-5	No	--	--	--	--	--	--	--	--	--	--	--		
Nickel	7440-02-0	Yes	--	--	--	--	--	--	--	--	--	--	--		
Phosphorus	504	No	--	--	--	--	--	--	--	--	--	--	--		
Selenium	7782-49-2	Yes	--	--	--	--	--	--	--	--	--	--	--		
Vanadium	7440-62-2	Yes	--	--	--	--	--	--	--	--	--	--	--		
Zinc	7440-66-6	No	--	--	--	--	--	--	--	--	--	--	--		
Zinc Oxide	1314-13-2	No	0.11	5.9E-04	5.7E-04	1.5E-05	--	--	--	--	1.5E-05	7.7E-06	7.7E-06		
INORGANIC COMPOUNDS															
Ammonia	7664-41-7	Yes	--	--	--	--	--	--	--	--	--	--	--		
Carbon disulfide	75-15-0	Yes	--	--	--	--	--	--	--	--	--	--	--		
Fluorides	239	Yes	0.049	2.6E-04	2.5E-04	6.7E-06	--	--	--	--	6.7E-06	3.4E-06	3.4E-06		
Hydrogen Fluoride	7664-39-3	Yes	--	--	--	--	--	--	--	--	--	--	--		
Hydrochloric Acid	7647-01-0	Yes	--	--	--	--	--	--	--	--	--	--	--		
Phosphoric Acid	7664-38-2	Yes	--	--	--	--	--	--	--	--	--	--	--		
Glasswool Fibers	352	No	--	--	--	--	3.27	0.017	0.011	6.0E-03	0.011	5.6E-03	5.6E-03		
Silica, Crystalline	7631-86-9	Yes	1.72	9.0E-03	8.8E-03	2.4E-04	--	--	--	--	2.4E-04	1.2E-04	1.2E-04		
Sulfuric Acid	7664-93-9	Yes	--	--	--	--	--	--	--	--	--	--	--		
ORGANIC COMPOUNDS															
Acetaldehyde	75-07-0	Yes	--	--	--	--	--	--	--	--	--	--	--		
Acetone	67-64-1	Yes	--	--	--	--	--	--	--	--	--	--	--		
Acrolein	107-02-8	Yes	--	--	--	--	--	--	--	--	--	--	--		
Benzene	71-43-2	Yes	--	--	--	--	--	--	--	--	--	--	--		
1,3-Butadiene	106-99-0	Yes	--	--	--	--	--	--	--	--	--	--	--		
Cyclohexane	110-82-7	Yes	--	--	--	--	--	--	--	--	--	--	--		
Ethylbenzene	100-41-4	Yes	--	--	--	--	--	--	--	--	--	--	--		
Chloroethane	75-00-3	Yes	--	--	--	--	--	--	--	--	--	--	--		
Formaldehyde	50-00-0	Yes	--	--	--	--	--	--	--	--	--	--	--		
Hexane	110-54-3	Yes	--	--	--	--	--	--	--	--	--	--	--		
Chloromethane	74-87-3	Yes	--	--	--	--	--	--	--	--	--	--	--		
2-Butanone	78-93-3	Yes	--	--	--	--	--	--	--	--	--	--	--		
Methyl isobutyl ketone	108-10-1	Yes	--	--	--	--	--	--	--	--	--	--	--		
1,2,4-Trimethylbenzene	95-63-6	Yes	--	--	--	--	--	--	--	--	--	--	--		
Toluene	108-88-3	Yes	--	--	--	--	--	--	--	--	--	--	--		
Xylenes (mixed isomers)	1330-20-7	Yes	--	--	--	--	--	--	--	--	--	--	--		
o-Xylene	95-47-6	Yes	--	--	--	--	--	--	--	--	--	--	--		
POLYCYCLIC AROMATIC HYDROCARBONS (PAH)															
PAHs	401	Yes	--	--	--	--	--	--	--	--	--	--	--		
Benzo[a]pyrene	50-32-8	Yes	--	--	--	--	--	--	--	--	--	--	--		
Naphthalene	91-20-3	Yes	--	--	--	--	--	--	--	--	--	--	--		
Diesel Particulate Matter (DPM)															
DPM	200	Yes	--	--	--	--	--	--	--	--	--	--	--		
Total TAC Emission Estimate			2.74	0.014	0.014	3.8E-04	3.27	0.017	0.011	6.0E-03	0.012	5.8E-03	5.8E-03		

Notes

- g = gram.
- GP1 = Glass Plant 1.
- GP2 = Glass Plant 2.
- hr = hour.
- lb = pound.
- PM = particulate matter.
- ^(a) Emission rate (lb/day) = (total daily emissions estimate [lb/day]) x (production fraction)
- ^(b) Emission rate (g/s) = (daily emissions estimate [lb/day]) x (453.592 g/lb) x (day/24 hrs) x (hr/3,600 s)
- ^(c) Emission rate (g/s) = (total emission rate [g/s]) x (apportioning fraction)
- ^(d) Emission rate (g/s) = (total emission rate [g/s]) x (production fraction)
- ^(e) Production fraction = (fiber type natural gas usage [scf/hr]) / (total fiberizer natural gas usage [scf/hr])

Fiber Type	Natural Gas Usage (scf/hr)
Rotary Fine	96,000
Rotary Coarse	--
Flameblown	16,000
Total	112,000

^(f) Production fraction = (glass plant fiber production [tons/yr]) / (total fiber production [tons/yr])

Glass Plant	Fiber Production (tons/yr)
GP1	19,359
GP2	10,468
Total	29,827

^(g) Apportioning fraction = (PM emission factor [lb/ton]) / (total RMH PM emission factor [lb/ton])

- Transport, storage, mixing PM emission factor (lb/ton) = 0.037 (3)
- Furnace bin PM emission factor (lb/ton) = 0.001 (3)
- Total RMH PM emission factor (lb/ton) = 0.038 (3)

References

- ⁽¹⁾ Emission estimates obtained from the revised emissions inventory dated March 14, 2024.
- ⁽²⁾ Emission estimates equally apportioned among the defined model source representations.
- ⁽³⁾ Emission factors obtained from the Standard ACDP 02-2173-ST-01 dated November 23, 2022.
- ⁽⁴⁾ Sum of Furnace Bin and Baling emission estimates.

© 2024 Maul Foster & Alongi, Inc. All Rights Reserved.

Table 3-3
Daily TAC Emission Rates—Significant TEUs
Production Scenario 1 (all Rotary Fine)
Hollingsworth & Vose Fiber Company—Corvallis, OR

TAC	CAS/ODEQ Sequence ID	RBC? (Yes/No)	Daily Emission Estimates									
			Raw Material Handling - Off Specification		Cooling Towers							
					Production Line 1 and 2		Production Line 3				Production Line 4	
			(lb/day) ⁽¹⁾	(g/s) ^(b)	(lb/day) ⁽¹⁾	(g/s) ^(b)	Total	Fan A	Fan B	Total	(lb/day) ⁽¹⁾	(g/s) ^(b)
TEU ID			RMH_OFF	CT1_2	CT3	--	--	CT4				
Model ID			--	BHBH	--	CT1_2	--	CT3A	CT3B	--	CT4	
Production Fraction			--	--	--	--	--	--	--	--		
Apportioning Fraction			--	--	--	--	0.50 ⁽²⁾	0.50 ⁽²⁾	--	--		
METALS												
Aluminum	7429-90-5	Yes	4.6E-04	2.4E-06	--	--	--	--	--	--	--	
Antimony	7440-36-0	Yes	--	--	--	--	--	--	--	--	--	
Arsenic	7440-38-2	Yes	--	--	--	--	--	--	--	--	--	
Barium	7440-39-3	No	1.2E-04	6.2E-07	--	--	--	--	--	--	--	
Cadmium	7440-43-9	Yes	7.6E-09	4.0E-11	--	--	--	--	--	--	--	
Chromium (total)	7440-47-3	No	--	--	--	--	--	--	--	--	--	
Chromium VI	18540-29-9	Yes	--	--	--	--	--	--	--	--	--	
Cobalt	7440-48-4	Yes	--	--	--	--	--	--	--	--	--	
Copper	7440-50-8	Yes	--	--	--	--	--	--	--	--	--	
Lead	7439-92-1	Yes	7.6E-08	4.0E-10	--	--	--	--	--	--	--	
Manganese	7439-96-5	Yes	--	--	--	--	--	--	--	--	--	
Mercury	7439-97-6	Yes	--	--	--	--	--	--	--	--	--	
Molybdenum trioxide	1313-27-5	No	--	--	--	--	--	--	--	--	--	
Nickel	7440-02-0	Yes	--	--	--	--	--	--	--	--	--	
Phosphorus	504	No	--	--	--	--	--	--	--	--	--	
Selenium	7782-49-2	Yes	--	--	--	--	--	--	--	--	--	
Vanadium	7440-62-2	Yes	--	--	--	--	--	--	--	--	--	
Zinc	7440-66-6	No	--	--	--	--	--	--	--	--	--	
Zinc Oxide	1314-13-2	No	7.4E-05	3.9E-07	--	--	--	--	--	--	--	
INORGANIC COMPOUNDS												
Ammonia	7664-41-7	Yes	--	--	--	--	--	--	--	--	--	
Carbon disulfide	75-15-0	Yes	--	--	--	--	--	--	--	--	--	
Fluorides	239	Yes	3.3E-05	1.7E-07	--	--	--	--	--	--	--	
Hydrogen Fluoride	7664-39-3	Yes	--	--	--	--	--	--	--	--	--	
Hydrochloric Acid	7647-01-0	Yes	--	--	--	--	--	--	--	--	--	
Phosphoric Acid	7664-38-2	Yes	--	--	3.9E-03	2.0E-05	4.3E-03	2.3E-05	1.1E-05	1.1E-05	3.5E-03 1.8E-05	
Glasswool Fibers	352	No	--	--	--	--	--	--	--	--	--	
Silica, Crystalline	7631-86-9	Yes	1.1E-03	6.0E-06	--	--	--	--	--	--	--	
Sulfuric Acid	7664-93-9	Yes	--	--	3.9E-03	2.0E-05	4.3E-03	2.3E-05	1.1E-05	1.1E-05	3.5E-03 1.8E-05	
ORGANIC COMPOUNDS												
Acetaldehyde	75-07-0	Yes	--	--	--	--	--	--	--	--	--	
Acetone	67-64-1	Yes	--	--	--	--	--	--	--	--	--	
Acrolein	107-02-8	Yes	--	--	--	--	--	--	--	--	--	
Benzene	71-43-2	Yes	--	--	--	--	--	--	--	--	--	
1,3-Butadiene	106-99-0	Yes	--	--	--	--	--	--	--	--	--	
Cyclohexane	110-82-7	Yes	--	--	--	--	--	--	--	--	--	
Ethylbenzene	100-41-4	Yes	--	--	--	--	--	--	--	--	--	
Chloroethane	75-00-3	Yes	--	--	--	--	--	--	--	--	--	
Formaldehyde	50-00-0	Yes	--	--	--	--	--	--	--	--	--	
Hexane	110-54-3	Yes	--	--	--	--	--	--	--	--	--	
Chloromethane	74-87-3	Yes	--	--	--	--	--	--	--	--	--	
2-Butanone	78-93-3	Yes	--	--	--	--	--	--	--	--	--	
Methyl isobutyl ketone	108-10-1	Yes	--	--	--	--	--	--	--	--	--	
1,2,4-Trimethylbenzene	95-63-6	Yes	--	--	--	--	--	--	--	--	--	
Toluene	108-88-3	Yes	--	--	--	--	--	--	--	--	--	
Xylenes (mixed isomers)	1330-20-7	Yes	--	--	--	--	--	--	--	--	--	
o-Xylene	95-47-6	Yes	--	--	--	--	--	--	--	--	--	
POLYCYCLIC AROMATIC HYDROCARBONS (PAH)												
PAHs	401	Yes	--	--	--	--	--	--	--	--	--	
Benzo[a]pyrene	50-32-8	Yes	--	--	--	--	--	--	--	--	--	
Naphthalene	91-20-3	Yes	--	--	--	--	--	--	--	--	--	
Diesel Particulate Matter (DPM)												
DPM	200	Yes	--	--	--	--	--	--	--	--	--	
Total TAC Emission Estimate			1.8E-03	9.6E-06	7.8E-03	4.1E-05	8.6E-03	4.5E-05	2.3E-05	2.3E-05	6.9E-03 3.6E-05	

Notes
g = gram. RBC = risk-based concentration.
GP1 = Glass Plant 1. RMH = raw material handling.
GP2 = Glass Plant 2. s = second.
hr = hour. TAC = toxic air contaminant.
lb = pound. TEU = toxic emission unit.
PM = particulate matter.

^(a) Emission rate (lb/day) = (total daily emissions estimate [lb/day]) x (production fraction)
^(b) Emission rate (g/s) = (daily emissions estimate [lb/day]) x (453.592 g/lb) x (day/24 hrs) x (hr/3,600 s)
^(c) Emission rate (g/s) = (total emission rate [g/s]) x (apportioning fraction)
^(d) Emission rate (g/s) = (total emission rate [g/s]) x (production fraction)
^(e) Production fraction = (fiber type natural gas usage [scf/hr]) / (total fiberizer natural gas usage [scf/hr])

Fiber Type	Natural Gas Usage (scf/hr)
Rotary Fine	96,000
Rotary Coarse	--
Flameblown	16,000
Total	112,000

^(f) Production fraction = (glass plant fiber production [tons/yr]) / (total fiber production [tons/yr])

Glass Plant	Fiber Production (tons/yr)
GP1	19,359
GP2	10,468
Total	29,827

^(g) Apportioning fraction = (PM emission factor [lb/ton]) / (total RMH PM emission factor [lb/ton])
Transport, storage, mixing PM emission factor (lb/ton) = 0.037 (3)
Furnace bin PM emission factor (lb/ton) = 0.001 (3)
Total RMH PM emission factor (lb/ton) = 0.038 (3)

References

- ⁽¹⁾ Emission estimates obtained from the revised emissions inventory dated March 14, 2024.
- ⁽²⁾ Emission estimates equally apportioned among the defined model source representations.
- ⁽³⁾ Emission factors obtained from the Standard ACDP 02-2173-ST-01 dated November 23, 2022.
- ⁽⁴⁾ Sum of Furnace Bin and Baling emission estimates.

© 2024 Maul Foster & Alongi, Inc. All Rights Reserved.

Table 3-3
Daily TAC Emission Rates—Significant TEUs
Production Scenario 1 (all Rotary Fine)
Hollingsworth & Vose Fiber Company—Corvallis, OR

TAC	CAS/ODEQ Sequence ID	RBC? (Yes/No)	Daily Emission Estimates						Total Daily Emission Estimates	
			Shipping and Receiving - Paint Usage	Emergency Generators						
				Line 1		Line 2				
				Total		Total				
(lb/day) ⁽¹⁾	(g/s) ^(b)	(lb/day) ⁽¹⁾	(g/s) ^(b)	(lb/day) ⁽¹⁾	(g/s) ^(b)	(lb/day)	(g/s)			
TEU ID			PAINT		EGEN1		EGEN2		--	
Model ID			--	PAINT	--	EGEN1	--	EGEN2	--	
Production Fraction			--		--		--		--	
Apportioning Fraction			--		--		--		--	
METALS										
Aluminum	7429-90-5	Yes	--	--	--	--	--	--	0.68	3.6E-03
Antimony	7440-36-0	Yes	--	--	--	--	--	--	1.0E-03	5.3E-06
Arsenic	7440-38-2	Yes	--	--	7.5E-05	3.9E-07	5.3E-05	2.8E-07	1.3E-04	6.7E-07
Barium	7440-39-3	No	0.070	3.7E-04	--	--	--	--	0.25	1.3E-03
Cadmium	7440-43-9	Yes	--	--	7.0E-05	3.7E-07	5.0E-05	2.6E-07	5.0E-04	2.6E-06
Chromium (total)	7440-47-3	No	--	--	--	--	--	--	6.6E-04	3.4E-06
Chromium VI	18540-29-9	Yes	--	--	4.7E-06	2.5E-08	3.3E-06	1.7E-08	6.6E-04	3.5E-06
Cobalt	7440-48-4	Yes	2.3E-03	1.2E-05	--	--	--	--	2.3E-03	1.2E-05
Copper	7440-50-8	Yes	--	--	1.9E-04	1.0E-06	1.4E-04	7.1E-07	0.013	7.1E-05
Lead	7439-92-1	Yes	--	--	3.9E-04	2.0E-06	2.7E-04	1.4E-06	2.9E-03	1.5E-05
Manganese	7439-96-5	Yes	--	--	1.5E-04	7.6E-07	1.0E-04	5.4E-07	2.7E-03	1.4E-05
Mercury	7439-97-6	Yes	--	--	9.4E-05	4.9E-07	6.6E-05	3.5E-07	0.026	1.4E-04
Molybdenum trioxide	1313-27-5	No	--	--	--	--	--	--	4.4E-03	2.3E-05
Nickel	7440-02-0	Yes	--	--	1.8E-04	9.6E-07	1.3E-04	6.8E-07	2.0E-03	1.1E-05
Phosphorus	504	No	--	--	--	--	--	--	0.026	1.4E-04
Selenium	7782-49-2	Yes	--	--	1.0E-04	5.4E-07	7.3E-05	3.8E-07	1.8E-04	9.2E-07
Vanadium	7440-62-2	Yes	--	--	--	--	--	--	6.2E-03	3.2E-05
Zinc	7440-66-6	No	--	--	--	--	--	--	0.040	2.1E-04
Zinc Oxide	1314-13-2	No	--	--	--	--	--	--	0.11	5.9E-04
INORGANIC COMPOUNDS										
Ammonia	7664-41-7	Yes	--	--	0.037	2.0E-04	0.026	1.4E-04	8.66	0.045
Carbon disulfide	75-15-0	Yes	--	--	--	--	--	--	2.5E-03	1.3E-05
Fluorides	239	Yes	--	--	--	--	--	--	0.071	3.7E-04
Hydrogen Fluoride	7664-39-3	Yes	--	--	--	--	--	--	0.81	4.2E-03
Hydrochloric Acid	7647-01-0	Yes	--	--	8.7E-03	4.6E-05	6.1E-03	3.2E-05	0.015	7.8E-05
Phosphoric Acid	7664-38-2	Yes	--	--	--	--	--	--	0.012	6.1E-05
Glasswool Fibers	352	No	--	--	--	--	--	--	3.40	0.018
Silica, Crystalline	7631-86-9	Yes	--	--	--	--	--	--	1.86	9.7E-03
Sulfuric Acid	7664-93-9	Yes	--	--	--	--	--	--	0.012	6.1E-05
ORGANIC COMPOUNDS										
Acetaldehyde	75-07-0	Yes	--	--	0.037	1.9E-04	0.026	1.4E-04	0.074	3.9E-04
Acetone	67-64-1	Yes	1.08	5.7E-03	--	--	--	--	3.43	0.018
Acrolein	107-02-8	Yes	--	--	1.6E-03	8.3E-06	1.1E-03	5.9E-06	1.0E-02	5.2E-05
Benzene	71-43-2	Yes	--	--	8.7E-03	4.6E-05	6.1E-03	3.2E-05	0.54	2.9E-03
1,3-Butadiene	106-99-0	Yes	--	--	0.010	5.3E-05	7.2E-03	3.8E-05	0.055	2.9E-04
Cyclohexane	110-82-7	Yes	--	--	--	--	--	--	0.014	7.5E-05
Ethylbenzene	100-41-4	Yes	0.053	2.8E-04	5.1E-04	2.7E-06	3.6E-04	1.9E-06	0.066	3.4E-04
Chloroethane	75-00-3	Yes	--	--	--	--	--	--	6.6E-03	3.5E-05
Formaldehyde	50-00-0	Yes	--	--	0.081	4.2E-04	0.057	3.0E-04	18.0	0.095
Hexane	110-54-3	Yes	--	--	1.3E-03	6.6E-06	8.9E-04	4.7E-06	2.44	0.013
Chloromethane	74-87-3	Yes	--	--	--	--	--	--	0.17	8.9E-04
2-Butanone	78-93-3	Yes	--	--	--	--	--	--	0.074	3.9E-04
Methyl isobutyl ketone	108-10-1	Yes	--	--	--	--	--	--	0.011	5.7E-05
1,2,4-Trimethylbenzene	95-63-6	Yes	0.042	2.2E-04	--	--	--	--	0.042	2.2E-04
Toluene	108-88-3	Yes	--	--	4.9E-03	2.6E-05	3.5E-03	1.8E-05	0.77	4.0E-03
Xylenes (mixed isomers)	1330-20-7	Yes	0.19	9.8E-04	2.0E-03	1.0E-05	1.4E-03	7.3E-06	0.22	1.1E-03
o-Xylene	95-47-6	Yes	--	--	--	--	--	--	0	0
POLYCYCLIC AROMATIC HYDROCARBONS (PAH)										
PAHs	401	Yes	--	--	1.7E-03	8.9E-06	1.2E-03	6.3E-06	3.2E-03	1.7E-05
Benzo[a]pyrene	50-32-8	Yes	--	--	1.7E-06	8.8E-09	1.2E-06	6.2E-09	6.1E-06	3.2E-08
Naphthalene	91-20-3	Yes	--	--	9.2E-04	4.8E-06	6.5E-04	3.4E-06	2.4E-03	1.2E-05
Diesel Particulate Matter (DPM)										
DPM	200	Yes	--	--	1.57	8.2E-03	1.11	5.8E-03	2.67	0.014
Total TAC Emission Estimate			1.43	7.5E-03	1.76	9.3E-03	1.24	6.5E-03	44.6	0.23

Notes

g = gram. RBC = risk-based concentration.
 GP1 = Glass Plant 1. RMH = raw material handling.
 GP2 = Glass Plant 2. s = second.
 hr = hour. TAC = toxic air contaminant.
 lb = pound. TEU = toxic emission unit.
 PM = particulate matter.

^(a) Emission rate (lb/day) = (total daily emissions estimate [lb/day]) x (production fraction)

^(b) Emission rate (g/s) = (daily emissions estimate [lb/day]) x (453.592 g/lb) x (day/24 hrs) x (hr/3,600 s)

^(c) Emission rate (g/s) = (total emission rate [g/s]) x (apportioning fraction)

^(d) Emission rate (g/s) = (total emission rate [g/s]) x (production fraction)

^(e) Production fraction = (fiber type natural gas usage [scf/hr]) / (total fiberizer natural gas usage [scf/hr])

Fiber Type	Natural Gas Usage (scf/hr)
Rotary Fine	96,000
Rotary Coarse	--
Flameblown	16,000
Total	112,000

^(f) Production fraction = (glass plant fiber production [tons/yr]) / (total fiber production [tons/yr])

Glass Plant	Fiber Production (tons/yr)
GP1	19,359
GP2	10,468
Total	29,827

^(g) Apportioning fraction = (PM emission factor [lb/ton]) / (total RMH PM emission factor [lb/ton])

Transport, storage, mixing PM emission factor (lb/ton) = 0.037 (3)
 Furnace bin PM emission factor (lb/ton) = 0.001 (3)
 Total RMH PM emission factor (lb/ton) = 0.038 (3)

References

- ⁽¹⁾ Emission estimates obtained from the revised emissions inventory dated March 14, 2024.
- ⁽²⁾ Emission estimates equally apportioned among the defined model source representations.
- ⁽³⁾ Emission factors obtained from the Standard ACDP 02-2173-ST-01 dated November 23, 2022.
- ⁽⁴⁾ Sum of Furnace Bin and Baling emission estimates.

© 2024 Maul Foster & Alongi, Inc. All Rights Reserved.

Table 3-4
Daily TAC Emission Rates—Significant TEUs
Production Scenario 2 (all Rotary Coarse)
Hollingsworth & Vose Fiber Company—Corvallis, OR

TAC	CAS/ODEQ Sequence ID	RBC? (Yes/No)	Daily Emission Estimates											
			Glass Plant (Excluding Forehearth) Natural Gas Combustion (lb/day) ⁽¹⁾	Rotary Coarse										
				Fiber Production (lb/day) ⁽¹⁾	CFU Bulking Agent (lb/day) ⁽¹⁾	Natural Gas Combustion (lb/day) ^(a)	Total (lb/day) (g/s) ^(b)	L3R3/R4 (g/s) ^(c)	L3R5/R6 (g/s) ^(c)	L1R3/R4 (g/s) ^(c)	L1R7/R8 (g/s) ^(c)	L1R1/R2 (g/s) ^(c)		
TEU ID			NG_GP	RC	CFU_RC	--	--	--	--	--	--	--	--	--
Model ID			--	--	--	--	--	--	--	CFU101	CFU102	CFU103	CFU104	CFU105
Production Fraction			--	--	--	0.857 ^(e)	--	--	--	--	--	--	--	--
Apportioning Fraction			--	--	--	--	--	--	0.067 ⁽²⁾	0.067 ⁽²⁾	0.067 ⁽²⁾	0.067 ⁽²⁾	0.067 ⁽²⁾	0.067 ⁽²⁾
METALS														
Aluminum	7429-90-5	Yes	--	--	--	--	--	--	--	--	--	--	--	--
Antimony	7440-36-0	Yes	--	--	--	--	--	--	--	--	--	--	--	--
Arsenic	7440-38-2	Yes	--	--	--	--	--	--	--	--	--	--	--	--
Barium	7440-39-3	No	--	2.6E-03	--	--	2.6E-03	1.4E-05	9.2E-07	9.2E-07	9.2E-07	9.2E-07	9.2E-07	9.2E-07
Cadmium	7440-43-9	Yes	--	2.7E-03	--	--	2.7E-03	1.4E-05	9.6E-07	9.6E-07	9.6E-07	9.6E-07	9.6E-07	9.6E-07
Chromium (total)	7440-47-3	No	--	2.5E-03	--	--	2.5E-03	1.3E-05	8.9E-07	8.9E-07	8.9E-07	8.9E-07	8.9E-07	8.9E-07
Chromium VI	18540-29-9	Yes	--	2.5E-03	--	--	2.5E-03	1.3E-05	8.9E-07	8.9E-07	8.9E-07	8.9E-07	8.9E-07	8.9E-07
Cobalt	7440-48-4	Yes	--	--	--	--	--	--	--	--	--	--	--	--
Copper	7440-50-8	Yes	--	0.015	--	--	0.015	7.9E-05	5.3E-06	5.3E-06	5.3E-06	5.3E-06	5.3E-06	5.3E-06
Lead	7439-92-1	Yes	--	0.024	--	--	0.024	1.3E-04	8.4E-06	8.4E-06	8.4E-06	8.4E-06	8.4E-06	8.4E-06
Manganese	7439-96-5	Yes	--	2.3E-03	--	--	2.3E-03	1.2E-05	8.1E-07	8.1E-07	8.1E-07	8.1E-07	8.1E-07	8.1E-07
Mercury	7439-97-6	Yes	--	1.5E-04	--	--	1.5E-04	8.0E-07	5.3E-08	5.3E-08	5.3E-08	5.3E-08	5.3E-08	5.3E-08
Molybdenum trioxide	1313-27-5	No	4.4E-03	--	--	3.8E-03	3.8E-03	2.0E-05	1.3E-06	1.3E-06	1.3E-06	1.3E-06	1.3E-06	1.3E-06
Nickel	7440-02-0	Yes	--	5.8E-03	--	--	5.8E-03	3.0E-05	2.0E-06	2.0E-06	2.0E-06	2.0E-06	2.0E-06	2.0E-06
Phosphorus	504	No	--	0.069	--	--	0.069	3.6E-04	2.4E-05	2.4E-05	2.4E-05	2.4E-05	2.4E-05	2.4E-05
Selenium	7782-49-2	Yes	--	--	--	--	--	--	--	--	--	--	--	--
Vanadium	7440-62-2	Yes	6.2E-03	--	--	5.3E-03	5.3E-03	2.8E-05	1.9E-06	1.9E-06	1.9E-06	1.9E-06	1.9E-06	1.9E-06
Zinc	7440-66-6	No	--	0.043	--	--	0.043	2.3E-04	1.5E-05	1.5E-05	1.5E-05	1.5E-05	1.5E-05	1.5E-05
Zinc Oxide	1314-13-2	No	--	--	--	--	--	--	--	--	--	--	--	--
INORGANIC COMPOUNDS														
Ammonia	7664-41-7	Yes	8.59	--	--	7.36	7.36	0.039	2.6E-03	2.6E-03	2.6E-03	2.6E-03	2.6E-03	2.6E-03
Carbon disulfide	75-15-0	Yes	--	--	--	--	--	--	--	--	--	--	--	--
Fluorides	239	Yes	--	0.49	--	--	0.49	2.6E-03	1.7E-04	1.7E-04	1.7E-04	1.7E-04	1.7E-04	1.7E-04
Hydrogen Fluoride	7664-39-3	Yes	--	0.057	--	--	0.057	3.0E-04	2.0E-05	2.0E-05	2.0E-05	2.0E-05	2.0E-05	2.0E-05
Hydrochloric Acid	7647-01-0	Yes	--	--	--	--	--	--	--	--	--	--	--	--
Phosphoric Acid	7664-38-2	Yes	--	--	--	--	--	--	--	--	--	--	--	--
Glasswool Fibers	352	No	--	0.14	--	--	0.14	7.5E-04	5.0E-05	5.0E-05	5.0E-05	5.0E-05	5.0E-05	5.0E-05
Silica, Crystalline	7631-86-9	Yes	--	--	0.14	--	0.14	7.4E-04	5.0E-05	5.0E-05	5.0E-05	5.0E-05	5.0E-05	5.0E-05
Sulfuric Acid	7664-93-9	Yes	--	--	--	--	--	--	--	--	--	--	--	--
ORGANIC COMPOUNDS														
Acetaldehyde	75-07-0	Yes	0.012	--	--	9.9E-03	9.9E-03	5.2E-05	3.5E-06	3.5E-06	3.5E-06	3.5E-06	3.5E-06	3.5E-06
Acetone	67-64-1	Yes	--	0.99	--	--	0.99	5.2E-03	3.5E-04	3.5E-04	3.5E-04	3.5E-04	3.5E-04	3.5E-04
Acrolein	107-02-8	Yes	7.2E-03	--	--	6.2E-03	6.2E-03	3.3E-05	2.2E-06	2.2E-06	2.2E-06	2.2E-06	2.2E-06	2.2E-06
Benzene	71-43-2	Yes	--	0.088	--	--	0.088	4.6E-04	3.1E-05	3.1E-05	3.1E-05	3.1E-05	3.1E-05	3.1E-05
1,3-Butadiene	106-99-0	Yes	--	--	--	--	--	--	--	--	--	--	--	--
Cyclohexane	110-82-7	Yes	--	--	--	--	--	--	--	--	--	--	--	--
Ethylbenzene	100-41-4	Yes	--	0.070	--	--	0.070	3.7E-04	2.5E-05	2.5E-05	2.5E-05	2.5E-05	2.5E-05	2.5E-05
Chloroethane	75-00-3	Yes	--	--	--	--	--	--	--	--	--	--	--	--
Formaldehyde	50-00-0	Yes	--	5.17	--	--	5.17	0.027	1.8E-03	1.8E-03	1.8E-03	1.8E-03	1.8E-03	1.8E-03
Hexane	110-54-3	Yes	--	0.16	--	--	0.16	8.4E-04	5.6E-05	5.6E-05	5.6E-05	5.6E-05	5.6E-05	5.6E-05
Chloromethane	74-87-3	Yes	--	--	--	--	--	--	--	--	--	--	--	--
2-Butanone	78-93-3	Yes	--	0.045	--	--	0.045	2.4E-04	1.6E-05	1.6E-05	1.6E-05	1.6E-05	1.6E-05	1.6E-05
Methyl isobutyl ketone	108-10-1	Yes	--	--	--	--	--	--	--	--	--	--	--	--
1,2,4-Trimethylbenzene	95-63-6	Yes	--	--	--	--	--	--	--	--	--	--	--	--
Toluene	108-88-3	Yes	--	0.41	--	--	0.41	2.1E-03	1.4E-04	1.4E-04	1.4E-04	1.4E-04	1.4E-04	1.4E-04
Xylenes (mixed isomers)	1330-20-7	Yes	--	0.17	--	--	0.17	8.8E-04	5.9E-05	5.9E-05	5.9E-05	5.9E-05	5.9E-05	5.9E-05
o-Xylene	95-47-6	Yes	--	0.079	--	--	0.079	4.2E-04	2.8E-05	2.8E-05	2.8E-05	2.8E-05	2.8E-05	2.8E-05
POLYCYCLIC AROMATIC HYDROCARBONS (PAH)														
PAHs	401	Yes	2.7E-04	--	--	2.3E-04	2.3E-04	1.2E-06	8.1E-08	8.1E-08	8.1E-08	8.1E-08	8.1E-08	8.1E-08
Benzo[a]pyrene	50-32-8	Yes	3.2E-06	--	--	2.8E-06	2.8E-06	1.4E-08	9.7E-10	9.7E-10	9.7E-10	9.7E-10	9.7E-10	9.7E-10
Naphthalene	91-20-3	Yes	8.1E-04	--	--	6.9E-04	6.9E-04	3.6E-06	2.4E-07	2.4E-07	2.4E-07	2.4E-07	2.4E-07	2.4E-07
Diesel Particulate Matter (DPM)														
DPM	200	Yes	--	--	--	--	--	--	--	--	--	--	--	--
Total TAC Emission Estimate			8.62	8.04	0.14	7.39	15.6	0.082	5.5E-03	5.5E-03	5.5E-03	5.5E-03	5.5E-03	5.5E-03

Notes

g = gram. RBC = risk-based concentration.
 GP1 = Glass Plant 1. RMH = raw material handling.
 GP2 = Glass Plant 2. s = second.
 hr = hour. TAC = toxic air contaminant.
 lb = pound. TEU = toxic emission unit.
 PM = particulate matter.

^(a) Emission rate (lb/day) = (total daily emissions estimate [lb/day]) x (production fraction)

^(b) Emission rate (g/s) = (daily emissions estimate [lb/day]) x (453.592 g/lb) x (day/24 hrs) x (hr/3,600 s)

^(c) Emission rate (g/s) = (total emission rate [g/s]) x (apportioning fraction)

^(d) Emission rate (g/s) = (total emission rate [g/s]) x (production fraction)

^(e) Production fraction = (fiber type natural gas usage [scf/hr]) / (total fiberizer natural gas usage [scf/hr])

Fiber Type	Natural Gas Usage (scf/hr)
Rotary Fine	--
Rotary Coarse	96,000
Flameblown	16,000
Total	112,000

^(f) Production fraction = (glass plant fiber production [tons/yr]) / (total fiber production [tons/yr])

Glass Plant	Fiber Production (tons/yr)
GP1	19,359
GP2	10,468
Total	29,827

^(g) Apportioning fraction = (PM emission factor [lb/ton]) / (total RMH PM emission factor [lb/ton])

Transport, storage, mixing PM emission factor (lb/ton) = 0.037 (3)
 Furnace bin PM emission factor (lb/ton) = 0.001 (3)
 Total RMH PM emission factor (lb/ton) = 0.038 (3)

References

- ⁽¹⁾ Emission estimates obtained from the revised emissions inventory dated March 14, 2024.
- ⁽²⁾ Emission estimates equally apportioned among the defined model source representations.
- ⁽³⁾ Emission factors obtained from the Standard ACDP 02-2173-ST-01 dated November 23, 2022.
- ⁽⁴⁾ Sum of Furnace Bin and Baling emission estimates.

© 2024 Maul Foster & Alongi, Inc. All Rights Reserved.

Table 3-4
Daily TAC Emission Rates—Significant TEUs
Production Scenario 2 (all Rotary Coarse)
Hollingsworth & Vose Fiber Company—Corvallis, OR

TAC	CAS/ODEQ Sequence ID	RBC? (Yes/No)	Daily Emission Estimates											
			Rotary Coarse											
			L1R9/L10	L1R11/R12	L1R5/L6	L2R7/R8	L2R2/R3	L2R5/R6	L2R4/R9	L4R5/R10	L4R6/R7	L4R8/R9		
(g/s) ^(c)	(g/s) ^(c)	(g/s) ^(c)	(g/s) ^(c)	(g/s) ^(c)	(g/s) ^(c)	(g/s) ^(c)	(g/s) ^(c)	(g/s) ^(c)	(g/s) ^(c)	(g/s) ^(c)				
TEU ID			--	--	--	--	--	--	--	--	--	--	--	--
Model ID			CFU106	CFU107	CFU108	CFU109	CFU110	CFU111	CFU112	CFU116	CFU117	CFU118		
Production Fraction			--	--	--	--	--	--	--	--	--	--	--	--
Apportioning Fraction			0.067 ⁽²⁾	0.067 ⁽²⁾	0.067 ⁽²⁾	0.067 ⁽²⁾	0.067 ⁽²⁾	0.067 ⁽²⁾	0.067 ⁽²⁾	0.067 ⁽²⁾	0.067 ⁽²⁾	0.067 ⁽²⁾	0.067 ⁽²⁾	0.067 ⁽²⁾
METALS														
Aluminum	7429-90-5	Yes	--	--	--	--	--	--	--	--	--	--	--	--
Antimony	7440-36-0	Yes	--	--	--	--	--	--	--	--	--	--	--	--
Arsenic	7440-38-2	Yes	--	--	--	--	--	--	--	--	--	--	--	--
Barium	7440-39-3	No	9.2E-07	9.2E-07	9.2E-07	9.2E-07	9.2E-07	9.2E-07	9.2E-07	9.2E-07	9.2E-07	9.2E-07	9.2E-07	9.2E-07
Cadmium	7440-43-9	Yes	9.6E-07	9.6E-07	9.6E-07	9.6E-07	9.6E-07	9.6E-07	9.6E-07	9.6E-07	9.6E-07	9.6E-07	9.6E-07	9.6E-07
Chromium (total)	7440-47-3	No	8.9E-07	8.9E-07	8.9E-07	8.9E-07	8.9E-07	8.9E-07	8.9E-07	8.9E-07	8.9E-07	8.9E-07	8.9E-07	8.9E-07
Chromium VI	18540-29-9	Yes	8.9E-07	8.9E-07	8.9E-07	8.9E-07	8.9E-07	8.9E-07	8.9E-07	8.9E-07	8.9E-07	8.9E-07	8.9E-07	8.9E-07
Cobalt	7440-48-4	Yes	--	--	--	--	--	--	--	--	--	--	--	--
Copper	7440-50-8	Yes	5.3E-06	5.3E-06	5.3E-06	5.3E-06	5.3E-06	5.3E-06	5.3E-06	5.3E-06	5.3E-06	5.3E-06	5.3E-06	5.3E-06
Lead	7439-92-1	Yes	8.4E-06	8.4E-06	8.4E-06	8.4E-06	8.4E-06	8.4E-06	8.4E-06	8.4E-06	8.4E-06	8.4E-06	8.4E-06	8.4E-06
Manganese	7439-96-5	Yes	8.1E-07	8.1E-07	8.1E-07	8.1E-07	8.1E-07	8.1E-07	8.1E-07	8.1E-07	8.1E-07	8.1E-07	8.1E-07	8.1E-07
Mercury	7439-97-6	Yes	5.3E-08	5.3E-08	5.3E-08	5.3E-08	5.3E-08	5.3E-08	5.3E-08	5.3E-08	5.3E-08	5.3E-08	5.3E-08	5.3E-08
Molybdenum trioxide	1313-27-5	No	1.3E-06	1.3E-06	1.3E-06	1.3E-06	1.3E-06	1.3E-06	1.3E-06	1.3E-06	1.3E-06	1.3E-06	1.3E-06	1.3E-06
Nickel	7440-02-0	Yes	2.0E-06	2.0E-06	2.0E-06	2.0E-06	2.0E-06	2.0E-06	2.0E-06	2.0E-06	2.0E-06	2.0E-06	2.0E-06	2.0E-06
Phosphorus	504	No	2.4E-05	2.4E-05	2.4E-05	2.4E-05	2.4E-05	2.4E-05	2.4E-05	2.4E-05	2.4E-05	2.4E-05	2.4E-05	2.4E-05
Selenium	7782-49-2	Yes	--	--	--	--	--	--	--	--	--	--	--	--
Vanadium	7440-62-2	Yes	1.9E-06	1.9E-06	1.9E-06	1.9E-06	1.9E-06	1.9E-06	1.9E-06	1.9E-06	1.9E-06	1.9E-06	1.9E-06	1.9E-06
Zinc	7440-66-6	No	1.5E-05	1.5E-05	1.5E-05	1.5E-05	1.5E-05	1.5E-05	1.5E-05	1.5E-05	1.5E-05	1.5E-05	1.5E-05	1.5E-05
Zinc Oxide	1314-13-2	No	--	--	--	--	--	--	--	--	--	--	--	--
INORGANIC COMPOUNDS														
Ammonia	7664-41-7	Yes	2.6E-03	2.6E-03	2.6E-03	2.6E-03	2.6E-03	2.6E-03	2.6E-03	2.6E-03	2.6E-03	2.6E-03	2.6E-03	2.6E-03
Carbon disulfide	75-15-0	Yes	--	--	--	--	--	--	--	--	--	--	--	--
Fluorides	239	Yes	1.7E-04	1.7E-04	1.7E-04	1.7E-04	1.7E-04	1.7E-04	1.7E-04	1.7E-04	1.7E-04	1.7E-04	1.7E-04	1.7E-04
Hydrogen Fluoride	7664-39-3	Yes	2.0E-05	2.0E-05	2.0E-05	2.0E-05	2.0E-05	2.0E-05	2.0E-05	2.0E-05	2.0E-05	2.0E-05	2.0E-05	2.0E-05
Hydrochloric Acid	7647-01-0	Yes	--	--	--	--	--	--	--	--	--	--	--	--
Phosphoric Acid	7664-38-2	Yes	--	--	--	--	--	--	--	--	--	--	--	--
Glasswool Fibers	352	No	5.0E-05	5.0E-05	5.0E-05	5.0E-05	5.0E-05	5.0E-05	5.0E-05	5.0E-05	5.0E-05	5.0E-05	5.0E-05	5.0E-05
Silica, Crystalline	7631-86-9	Yes	5.0E-05	5.0E-05	5.0E-05	5.0E-05	5.0E-05	5.0E-05	5.0E-05	5.0E-05	5.0E-05	5.0E-05	5.0E-05	5.0E-05
Sulfuric Acid	7664-93-9	Yes	--	--	--	--	--	--	--	--	--	--	--	--
ORGANIC COMPOUNDS														
Acetaldehyde	75-07-0	Yes	3.5E-06	3.5E-06	3.5E-06	3.5E-06	3.5E-06	3.5E-06	3.5E-06	3.5E-06	3.5E-06	3.5E-06	3.5E-06	3.5E-06
Acetone	67-64-1	Yes	3.5E-04	3.5E-04	3.5E-04	3.5E-04	3.5E-04	3.5E-04	3.5E-04	3.5E-04	3.5E-04	3.5E-04	3.5E-04	3.5E-04
Acrolein	107-02-8	Yes	2.2E-06	2.2E-06	2.2E-06	2.2E-06	2.2E-06	2.2E-06	2.2E-06	2.2E-06	2.2E-06	2.2E-06	2.2E-06	2.2E-06
Benzene	71-43-2	Yes	3.1E-05	3.1E-05	3.1E-05	3.1E-05	3.1E-05	3.1E-05	3.1E-05	3.1E-05	3.1E-05	3.1E-05	3.1E-05	3.1E-05
1,3-Butadiene	106-99-0	Yes	--	--	--	--	--	--	--	--	--	--	--	--
Cyclohexane	110-82-7	Yes	--	--	--	--	--	--	--	--	--	--	--	--
Ethylbenzene	100-41-4	Yes	2.5E-05	2.5E-05	2.5E-05	2.5E-05	2.5E-05	2.5E-05	2.5E-05	2.5E-05	2.5E-05	2.5E-05	2.5E-05	2.5E-05
Chloroethane	75-00-3	Yes	--	--	--	--	--	--	--	--	--	--	--	--
Formaldehyde	50-00-0	Yes	1.8E-03	1.8E-03	1.8E-03	1.8E-03	1.8E-03	1.8E-03	1.8E-03	1.8E-03	1.8E-03	1.8E-03	1.8E-03	1.8E-03
Hexane	110-54-3	Yes	5.6E-05	5.6E-05	5.6E-05	5.6E-05	5.6E-05	5.6E-05	5.6E-05	5.6E-05	5.6E-05	5.6E-05	5.6E-05	5.6E-05
Chloromethane	74-87-3	Yes	--	--	--	--	--	--	--	--	--	--	--	--
2-Butanone	78-93-3	Yes	1.6E-05	1.6E-05	1.6E-05	1.6E-05	1.6E-05	1.6E-05	1.6E-05	1.6E-05	1.6E-05	1.6E-05	1.6E-05	1.6E-05
Methyl isobutyl ketone	108-10-1	Yes	--	--	--	--	--	--	--	--	--	--	--	--
1,2,4-Trimethylbenzene	95-63-6	Yes	--	--	--	--	--	--	--	--	--	--	--	--
Toluene	108-88-3	Yes	1.4E-04	1.4E-04	1.4E-04	1.4E-04	1.4E-04	1.4E-04	1.4E-04	1.4E-04	1.4E-04	1.4E-04	1.4E-04	1.4E-04
Xylenes (mixed isomers)	1330-20-7	Yes	5.9E-05	5.9E-05	5.9E-05	5.9E-05	5.9E-05	5.9E-05	5.9E-05	5.9E-05	5.9E-05	5.9E-05	5.9E-05	5.9E-05
o-Xylene	95-47-6	Yes	2.8E-05	2.8E-05	2.8E-05	2.8E-05	2.8E-05	2.8E-05	2.8E-05	2.8E-05	2.8E-05	2.8E-05	2.8E-05	2.8E-05
POLYCYCLIC AROMATIC HYDROCARBONS (PAH)														
PAHs	401	Yes	8.1E-08	8.1E-08	8.1E-08	8.1E-08	8.1E-08	8.1E-08	8.1E-08	8.1E-08	8.1E-08	8.1E-08	8.1E-08	8.1E-08
Benzo[a]pyrene	50-32-8	Yes	9.7E-10	9.7E-10	9.7E-10	9.7E-10	9.7E-10	9.7E-10	9.7E-10	9.7E-10	9.7E-10	9.7E-10	9.7E-10	9.7E-10
Naphthalene	91-20-3	Yes	2.4E-07	2.4E-07	2.4E-07	2.4E-07	2.4E-07	2.4E-07	2.4E-07	2.4E-07	2.4E-07	2.4E-07	2.4E-07	2.4E-07
Diesel Particulate Matter (DPM)														
DPM	200	Yes	--	--	--	--	--	--	--	--	--	--	--	--
Total TAC Emission Estimate			5.5E-03	5.5E-03	5.5E-03	5.5E-03	5.5E-03	5.5E-03	5.5E-03	5.5E-03	5.5E-03	5.5E-03	5.5E-03	5.5E-03

Notes

g = gram. RBC = risk-based concentration.
 GP1 = Glass Plant 1. RMH = raw material handling.
 GP2 = Glass Plant 2. s = second.
 hr = hour. TAC = toxic air contaminant.
 lb = pound. TEU = toxic emission unit.
 PM = particulate matter.

^(a) Emission rate (lb/day) = (total daily emissions estimate [lb/day]) x (production fraction)

^(b) Emission rate (g/s) = (daily emissions estimate [lb/day]) x (453.592 g/lb) x (day/24 hrs) x (hr/3,600 s)

^(c) Emission rate (g/s) = (total emission rate [g/s]) x (apportioning fraction)

^(d) Emission rate (g/s) = (total emission rate [g/s]) x (production fraction)

^(e) Production fraction = (fiber type natural gas usage [scf/hr]) / (total fiberizer natural gas usage [scf/hr])

Fiber Type	Natural Gas Usage (scf/hr)
Rotary Fine	--
Rotary Coarse	96,000
Flameblown	16,000
Total	112,000

^(f) Production fraction = (glass plant fiber production [tons/yr]) / (total fiber production [tons/yr])

Glass Plant	Fiber Production (tons/yr)
GP1	19,359
GP2	10,468
Total	29,827

^(g) Apportioning fraction = (PM emission factor [lb/ton]) / (total RMH PM emission factor [lb/ton])

Transport, storage, mixing PM emission factor (lb/ton) = 0.037 (3)
 Furnace bin PM emission factor (lb/ton) = 0.001 (3)
 Total RMH PM emission factor (lb/ton) = 0.038 (3)

References

- ⁽¹⁾ Emission estimates obtained from the revised emissions inventory dated March 14, 2024.
- ⁽²⁾ Emission estimates equally apportioned among the defined model source representations.
- ⁽³⁾ Emission factors obtained from the Standard ACDP 02-2173-ST-01 dated November 23, 2022.
- ⁽⁴⁾ Sum of Furnace Bin and Baling emission estimates.

© 2024 Maul Foster & Alongi, Inc. All Rights Reserved.

Table 3-4
Daily TAC Emission Rates—Significant TEUs
Production Scenario 2 (all Rotary Coarse)
Hollingsworth & Vose Fiber Company—Corvallis, OR

TAC	CAS/ODEQ Sequence ID	RBC? (Yes/No)	Daily Emission Estimates										
			Flameblown					Glass Melt					
			Fiber Production	CFU Bulking Agent	Natural Gas Combustion	Total		L4F1/F2	L4F3/F4	Fiber Production	CFU Bulking Agent	Total	
			(lb/day) ⁽¹⁾	(lb/day) ⁽¹⁾	(lb/day) ^(a)	(lb/day)	(g/s) ^(b)	(g/s) ^(c)	(g/s) ^(c)	(lb/day) ⁽¹⁾	(lb/day) ⁽¹⁾	(lb/day)	(g/s) ^(b)
TEU ID			FB	CFU_FB	--	--	--	--	--	--	GM	CFU_GM	--
Model ID			--	--	--	--	--	CFU114	CFU115	--	--	--	CFU113
Production Fraction			--	--	0.143 ^(e)	--	--	--	--	--	--	--	--
Apportioning Fraction			--	--	--	--	--	0.50 ⁽²⁾	0.50 ⁽²⁾	--	--	--	--
METALS													
Aluminum	7429-90-5	Yes	--	--	--	--	--	--	--	--	--	--	--
Antimony	7440-36-0	Yes	7.0E-04	--	--	7.0E-04	3.7E-06	1.8E-06	1.8E-06	2.3E-04	--	2.3E-04	1.2E-06
Arsenic	7440-38-2	Yes	--	--	--	--	--	--	--	--	--	--	--
Barium	7440-39-3	No	4.7E-04	--	--	4.7E-04	2.4E-06	1.2E-06	1.2E-06	1.6E-04	--	1.6E-04	8.4E-07
Cadmium	7440-43-9	Yes	1.3E-04	--	--	1.3E-04	6.8E-07	3.4E-07	3.4E-07	1.9E-04	--	1.9E-04	1.0E-06
Chromium (total)	7440-47-3	No	1.5E-04	--	--	1.5E-04	7.9E-07	3.9E-07	3.9E-07	8.2E-05	--	8.2E-05	4.3E-07
Chromium VI	18540-29-9	Yes	1.5E-04	--	--	1.5E-04	7.9E-07	3.9E-07	3.9E-07	8.2E-05	--	8.2E-05	4.3E-07
Cobalt	7440-48-4	Yes	--	--	--	--	--	--	--	3.5E-05	--	3.5E-05	1.8E-07
Copper	7440-50-8	Yes	2.1E-03	--	--	2.1E-03	1.1E-05	5.6E-06	5.6E-06	1.3E-03	--	1.3E-03	6.6E-06
Lead	7439-92-1	Yes	--	--	--	--	--	--	--	1.7E-03	--	1.7E-03	9.0E-06
Manganese	7439-96-5	Yes	4.9E-04	--	--	4.9E-04	2.6E-06	1.3E-06	1.3E-06	4.6E-05	--	4.6E-05	2.4E-07
Mercury	7439-97-6	Yes	2.4E-05	--	--	2.4E-05	1.3E-07	6.4E-08	6.4E-08	0.023	--	0.023	1.2E-04
Molybdenum trioxide	1313-27-5	No	--	--	6.3E-04	6.3E-04	3.3E-06	1.7E-06	1.7E-06	--	--	--	--
Nickel	7440-02-0	Yes	8.1E-04	--	--	8.1E-04	4.2E-06	2.1E-06	2.1E-06	--	--	--	--
Phosphorus	504	No	4.0E-03	--	--	4.0E-03	2.1E-05	1.0E-05	1.0E-05	5.0E-03	--	5.0E-03	2.6E-05
Selenium	7782-49-2	Yes	--	--	--	--	--	--	--	--	--	--	--
Vanadium	7440-62-2	Yes	--	--	8.8E-04	8.8E-04	4.6E-06	2.3E-06	2.3E-06	--	--	--	--
Zinc	7440-66-6	No	0.013	--	--	0.013	6.8E-05	3.4E-05	3.4E-05	2.6E-03	--	2.6E-03	1.4E-05
Zinc Oxide	1314-13-2	No	--	--	--	--	--	--	--	--	--	--	--
INORGANIC COMPOUNDS													
Ammonia	7664-41-7	Yes	--	--	1.23	1.23	6.4E-03	3.2E-03	3.2E-03	--	--	--	--
Carbon disulfide	75-15-0	Yes	--	--	--	--	--	--	--	2.5E-03	--	2.5E-03	1.3E-05
Fluorides	239	Yes	7.8E-03	--	--	7.8E-03	4.1E-05	2.0E-05	2.0E-05	8.9E-03	--	8.9E-03	4.7E-05
Hydrogen Fluoride	7664-39-3	Yes	0.10	--	--	0.10	5.5E-04	2.7E-04	2.7E-04	1.3E-03	--	1.3E-03	6.8E-06
Hydrochloric Acid	7647-01-0	Yes	--	--	--	--	--	--	--	--	--	--	--
Phosphoric Acid	7664-38-2	Yes	--	--	--	--	--	--	--	--	--	--	--
Glasswool Fibers	352	No	0.022	--	--	0.022	1.2E-04	5.9E-05	5.9E-05	--	--	--	--
Silica, Crystalline	7631-86-9	Yes	--	0.022	--	0.022	1.2E-04	5.8E-05	5.8E-05	--	2.2E-03	2.2E-03	1.2E-05
Sulfuric Acid	7664-93-9	Yes	--	--	--	--	--	--	--	--	--	--	--
ORGANIC COMPOUNDS													
Acetaldehyde	75-07-0	Yes	--	--	1.6E-03	1.6E-03	8.7E-06	4.3E-06	4.3E-06	--	--	--	--
Acetone	67-64-1	Yes	0.93	--	--	0.93	4.9E-03	2.4E-03	2.4E-03	0.36	--	0.36	1.9E-03
Acrolein	107-02-8	Yes	--	--	1.0E-03	1.0E-03	5.4E-06	2.7E-06	2.7E-06	--	--	--	--
Benzene	71-43-2	Yes	0.23	--	--	0.23	1.2E-03	6.1E-04	6.1E-04	0.085	--	0.085	4.5E-04
1,3-Butadiene	106-99-0	Yes	--	--	--	--	--	--	--	0.038	--	0.038	2.0E-04
Cyclohexane	110-82-7	Yes	0.014	--	--	0.014	7.5E-05	3.8E-05	3.8E-05	--	--	--	--
Ethylbenzene	100-41-4	Yes	0.012	--	--	0.012	6.4E-05	3.2E-05	3.2E-05	--	--	--	--
Chloroethane	75-00-3	Yes	6.6E-03	--	--	6.6E-03	3.5E-05	1.7E-05	1.7E-05	--	--	--	--
Formaldehyde	50-00-0	Yes	1.00	--	--	1.00	5.3E-03	2.6E-03	2.6E-03	0.19	--	0.19	9.9E-04
Hexane	110-54-3	Yes	1.35	--	--	1.35	7.1E-03	3.5E-03	3.5E-03	0.051	--	0.051	2.7E-04
Chloromethane	74-87-3	Yes	0.088	--	--	0.088	4.6E-04	2.3E-04	2.3E-04	--	--	--	--
2-Butanone	78-93-3	Yes	0.030	--	--	0.030	1.6E-04	7.8E-05	7.8E-05	4.7E-03	--	4.7E-03	2.5E-05
Methyl isobutyl ketone	108-10-1	Yes	0.011	--	--	0.011	5.7E-05	2.8E-05	2.8E-05	--	--	--	--
1,2,4-Trimethylbenzene	95-63-6	Yes	--	--	--	--	--	--	--	--	--	--	--
Toluene	108-88-3	Yes	0.24	--	--	0.24	1.2E-03	6.2E-04	6.2E-04	0.021	--	0.021	1.1E-04
Xylenes (mixed isomers)	1330-20-7	Yes	0.025	--	--	0.025	1.3E-04	6.6E-05	6.6E-05	--	--	--	--
o-Xylene	95-47-6	Yes	--	--	--	--	--	--	--	--	--	--	--
POLYCYCLIC AROMATIC HYDROCARBONS (PAH)													
PAHs	401	Yes	--	--	3.8E-05	3.8E-05	2.0E-07	1.0E-07	1.0E-07	--	--	--	--
Benzo[a]pyrene	50-32-8	Yes	--	--	4.6E-07	4.6E-07	2.4E-09	1.2E-09	1.2E-09	--	--	--	--
Naphthalene	91-20-3	Yes	--	--	1.2E-04	1.2E-04	6.0E-07	3.0E-07	3.0E-07	--	--	--	--
Diesel Particulate Matter (DPM)													
DPM	200	Yes	--	--	--	--	--	--	--	--	--	--	--
Total TAC Emission Estimate			4.10	0.022	1.23	5.35	0.028	0.014	0.014	0.79	2.2E-03	0.79	4.2E-03

Notes

g = gram. RBC = risk-based concentration.
 GP1 = Glass Plant 1. RMH = raw material handling.
 GP2 = Glass Plant 2. s = second.
 hr = hour. TAC = toxic air contaminant.
 lb = pound. TEU = toxic emission unit.
 PM = particulate matter.

^(a) Emission rate (lb/day) = (total daily emissions estimate [lb/day]) x (production fraction)

^(b) Emission rate (g/s) = (daily emissions estimate [lb/day]) x (453.592 g/lb) x (day/24 hrs) x (hr/3,600 s)

^(c) Emission rate (g/s) = (total emission rate [g/s]) x (apportioning fraction)

^(d) Emission rate (g/s) = (total emission rate [g/s]) x (production fraction)

^(e) Production fraction = (fiber type natural gas usage [scf/hr]) / (total fiberizer natural gas usage [scf/hr])

Fiber Type	Natural Gas Usage (scf/hr)
Rotary Fine	--
Rotary Coarse	96,000
Flameblown	16,000
Total	112,000

^(f) Production fraction = (glass plant fiber production [tons/yr]) / (total fiber production [tons/yr])

Glass Plant	Fiber Production (tons/yr)
GP1	19,359
GP2	10,468
Total	29,827

^(g) Apportioning fraction = (PM emission factor [lb/ton]) / (total RMH PM emission factor [lb/ton])

Transport, storage, mixing PM emission factor (lb/ton) = 0.037 (3)
 Furnace bin PM emission factor (lb/ton) = 0.001 (3)
 Total RMH PM emission factor (lb/ton) = 0.038 (3)

References

- ⁽¹⁾ Emission estimates obtained from the revised emissions inventory dated March 14, 2024.
- ⁽²⁾ Emission estimates equally apportioned among the defined model source representations.
- ⁽³⁾ Emission factors obtained from the Standard ACDP 02-2173-ST-01 dated November 23, 2022.
- ⁽⁴⁾ Sum of Furnace Bin and Baling emission estimates.

© 2024 Maul Foster & Alongi, Inc. All Rights Reserved.

Table 3-4
Daily TAC Emission Rates—Significant TEUs
Production Scenario 2 (all Rotary Coarse)
Hollingsworth & Vose Fiber Company—Corvallis, OR

TAC	CAS/ODEQ Sequence ID	RBC? (Yes/No)	Daily Emission Estimates							
			CFU Super Sack Filling							
			Rotary Fine							
			Total (lb/day) ⁽¹⁾	(g/s) ^(b)	CFU101 (g/s) ^(c)	CFU102 (g/s) ^(c)	CFU105 (g/s) ^(c)	CFU116 (g/s) ^(c)	CFU117 (g/s) ^(c)	CFU118 (g/s) ^(c)
TEU ID			SSF_RF	--	--	--	--	--	--	--
Model ID			--	SSF01	SSF02	SSF05	SSF16	SSF17	SSF18	
Production Fraction			--	--	--	--	--	--	--	
Apportioning Fraction			--	0.167 ⁽²⁾	0.167 ⁽²⁾	0.167 ⁽²⁾	0.167 ⁽²⁾	0.167 ⁽²⁾	0.167 ⁽²⁾	0.167 ⁽²⁾
METALS										
Aluminum	7429-90-5	Yes	--	--	--	--	--	--	--	--
Antimony	7440-36-0	Yes	--	--	--	--	--	--	--	--
Arsenic	7440-38-2	Yes	--	--	--	--	--	--	--	--
Barium	7440-39-3	No	3.5E-06	1.8E-08	3.0E-09	3.0E-09	3.0E-09	3.0E-09	3.0E-09	3.0E-09
Cadmium	7440-43-9	Yes	--	--	--	--	--	--	--	--
Chromium (total)	7440-47-3	No	1.2E-06	6.3E-09	1.1E-09	1.1E-09	1.1E-09	1.1E-09	1.1E-09	1.1E-09
Chromium VI	18540-29-9	Yes	1.2E-06	6.3E-09	1.1E-09	1.1E-09	1.1E-09	1.1E-09	1.1E-09	1.1E-09
Cobalt	7440-48-4	Yes	--	--	--	--	--	--	--	--
Copper	7440-50-8	Yes	2.9E-05	1.5E-07	2.5E-08	2.5E-08	2.5E-08	2.5E-08	2.5E-08	2.5E-08
Lead	7439-92-1	Yes	--	--	--	--	--	--	--	--
Manganese	7439-96-5	Yes	5.8E-06	3.0E-08	5.0E-09	5.0E-09	5.0E-09	5.0E-09	5.0E-09	5.0E-09
Mercury	7439-97-6	Yes	3.0E-07	1.6E-09	2.6E-10	2.6E-10	2.6E-10	2.6E-10	2.6E-10	2.6E-10
Molybdenum trioxide	1313-27-5	No	--	--	--	--	--	--	--	--
Nickel	7440-02-0	Yes	2.6E-06	1.3E-08	2.2E-09	2.2E-09	2.2E-09	2.2E-09	2.2E-09	2.2E-09
Phosphorus	504	No	4.8E-05	2.5E-07	4.2E-08	4.2E-08	4.2E-08	4.2E-08	4.2E-08	4.2E-08
Selenium	7782-49-2	Yes	--	--	--	--	--	--	--	--
Vanadium	7440-62-2	Yes	--	--	--	--	--	--	--	--
Zinc	7440-66-6	No	7.2E-05	3.8E-07	6.3E-08	6.3E-08	6.3E-08	6.3E-08	6.3E-08	6.3E-08
Zinc Oxide	1314-13-2	No	--	--	--	--	--	--	--	--
INORGANIC COMPOUNDS										
Ammonia	7664-41-7	Yes	--	--	--	--	--	--	--	--
Carbon disulfide	75-15-0	Yes	--	--	--	--	--	--	--	--
Fluorides	239	Yes	--	--	--	--	--	--	--	--
Hydrogen Fluoride	7664-39-3	Yes	--	--	--	--	--	--	--	--
Hydrochloric Acid	7647-01-0	Yes	--	--	--	--	--	--	--	--
Phosphoric Acid	7664-38-2	Yes	--	--	--	--	--	--	--	--
Glasswool Fibers	352	No	--	--	--	--	--	--	--	--
Silica, Crystalline	7631-86-9	Yes	9.5E-04	5.0E-06	8.3E-07	8.3E-07	8.3E-07	8.3E-07	8.3E-07	8.3E-07
Sulfuric Acid	7664-93-9	Yes	--	--	--	--	--	--	--	--
ORGANIC COMPOUNDS										
Acetaldehyde	75-07-0	Yes	--	--	--	--	--	--	--	--
Acetone	67-64-1	Yes	--	--	--	--	--	--	--	--
Acrolein	107-02-8	Yes	--	--	--	--	--	--	--	--
Benzene	71-43-2	Yes	--	--	--	--	--	--	--	--
1,3-Butadiene	106-99-0	Yes	--	--	--	--	--	--	--	--
Cyclohexane	110-82-7	Yes	--	--	--	--	--	--	--	--
Ethylbenzene	100-41-4	Yes	--	--	--	--	--	--	--	--
Chloroethane	75-00-3	Yes	--	--	--	--	--	--	--	--
Formaldehyde	50-00-0	Yes	--	--	--	--	--	--	--	--
Hexane	110-54-3	Yes	--	--	--	--	--	--	--	--
Chloromethane	74-87-3	Yes	--	--	--	--	--	--	--	--
2-Butanone	78-93-3	Yes	--	--	--	--	--	--	--	--
Methyl isobutyl ketone	108-10-1	Yes	--	--	--	--	--	--	--	--
1,2,4-Trimethylbenzene	95-63-6	Yes	--	--	--	--	--	--	--	--
Toluene	108-88-3	Yes	--	--	--	--	--	--	--	--
Xylenes (mixed isomers)	1330-20-7	Yes	--	--	--	--	--	--	--	--
o-Xylene	95-47-6	Yes	--	--	--	--	--	--	--	--
POLYCYCLIC AROMATIC HYDROCARBONS (PAH)										
PAHs	401	Yes	--	--	--	--	--	--	--	--
Benzo[a]pyrene	50-32-8	Yes	--	--	--	--	--	--	--	--
Naphthalene	91-20-3	Yes	--	--	--	--	--	--	--	--
Diesel Particulate Matter (DPM)										
DPM	200	Yes	--	--	--	--	--	--	--	--
Total TAC Emission Estimate			1.1E-03	5.8E-06	9.7E-07	9.7E-07	9.7E-07	9.7E-07	9.7E-07	9.7E-07

Notes

g = gram. RBC = risk-based concentration.
 GP1 = Glass Plant 1. RMH = raw material handling.
 GP2 = Glass Plant 2. s = second.
 hr = hour. TAC = toxic air contaminant.
 lb = pound. TEU = toxic emission unit.
 PM = particulate matter.

^(a) Emission rate (lb/day) = (total daily emissions estimate [lb/day]) x (production fraction)
^(b) Emission rate (g/s) = (daily emissions estimate [lb/day]) x (453.592 g/lb) x (day/24 hrs) x (hr/3,600 s)
^(c) Emission rate (g/s) = (total emission rate [g/s]) x (apportioning fraction)
^(d) Emission rate (g/s) = (total emission rate [g/s]) x (production fraction)
^(e) Production fraction = (fiber type natural gas usage [scf/hr]) / (total fiberizer natural gas usage [scf/hr])

Fiber Type	Natural Gas Usage (scf/hr)
Rotary Fine	--
Rotary Coarse	96,000
Flameblown	16,000
Total	112,000

⁽¹⁾ Production fraction = (glass plant fiber production [tons/yr]) / (total fiber production [tons/yr])

Glass Plant	Fiber Production (tons/yr)
GP1	19,359
GP2	10,468
Total	29,827

^(a) Apportioning fraction = (PM emission factor [lb/ton]) / (total RMH PM emission factor [lb/ton])
 Transport, storage, mixing PM emission factor (lb/ton) = 0.037 (3)
 Furnace bin PM emission factor (lb/ton) = 0.001 (3)
 Total RMH PM emission factor (lb/ton) = 0.038 (3)

References

⁽¹⁾ Emission estimates obtained from the revised emissions inventory dated March 14, 2024.
⁽²⁾ Emission estimates equally apportioned among the defined model source representations.
⁽³⁾ Emission factors obtained from the Standard ACDP 02-2173-ST-01 dated November 23, 2022.
⁽⁴⁾ Sum of Furnace Bin and Baling emission estimates.

© 2024 Maul Foster & Alongi, Inc. All Rights Reserved.

Table 3-4
Daily TAC Emission Rates—Significant TEUs
Production Scenario 2 (all Rotary Coarse)
Hollingsworth & Vose Fiber Company—Corvallis, OR

TAC	CAS/ODEQ Sequence ID	RBC? (Yes/No)	Daily Emission Estimates										
			CFU Super Sack Filling										
			Rotary Coarse/Ultra Rotary Coarse										
			Total (lb/day) ⁽¹⁾	CFU103 (g/s) ^(b)	CFU104 (g/s) ^(c)	CFU106 (g/s) ^(c)	CFU107 (g/s) ^(c)	CFU108 (g/s) ^(c)	CFU109 (g/s) ^(c)	CFU110 (g/s) ^(c)	CFU111 (g/s) ^(c)	CFU112 (g/s) ^(c)	
TEU ID	SSF_RC	--	--	--	--	--	--	--	--	--	--	--	--
Model ID	--	SSF03	SSF04	SSF06	SSF07	SSF08	SSF09	SSF10	SSF11	SSF12			
Production Fraction	--	--	--	--	--	--	--	--	--	--	--	--	--
Apportioning Fraction	--	0.111 ⁽²⁾	0.111 ⁽²⁾	0.111 ⁽²⁾	0.111 ⁽²⁾	0.111 ⁽²⁾	0.111 ⁽²⁾	0.111 ⁽²⁾	0.111 ⁽²⁾	0.111 ⁽²⁾	0.111 ⁽²⁾	0.111 ⁽²⁾	0.111 ⁽²⁾
METALS													
Aluminum	7429-90-5	Yes	--	--	--	--	--	--	--	--	--	--	--
Antimony	7440-36-0	Yes	3.6E-05	1.9E-07	2.1E-08	2.1E-08	2.1E-08	2.1E-08	2.1E-08	2.1E-08	2.1E-08	2.1E-08	2.1E-08
Arsenic	7440-38-2	Yes	--	--	--	--	--	--	--	--	--	--	--
Barium	7440-39-3	No	2.2E-05	1.2E-07	1.3E-08	1.3E-08	1.3E-08	1.3E-08	1.3E-08	1.3E-08	1.3E-08	1.3E-08	1.3E-08
Cadmium	7440-43-9	Yes	2.3E-05	1.2E-07	1.4E-08	1.4E-08	1.4E-08	1.4E-08	1.4E-08	1.4E-08	1.4E-08	1.4E-08	1.4E-08
Chromium (total)	7440-47-3	No	2.2E-05	1.1E-07	1.3E-08	1.3E-08	1.3E-08	1.3E-08	1.3E-08	1.3E-08	1.3E-08	1.3E-08	1.3E-08
Chromium VI	18540-29-9	Yes	2.2E-05	1.1E-07	1.3E-08	1.3E-08	1.3E-08	1.3E-08	1.3E-08	1.3E-08	1.3E-08	1.3E-08	1.3E-08
Cobalt	7440-48-4	Yes	9.5E-07	5.0E-09	5.5E-10	5.5E-10	5.5E-10	5.5E-10	5.5E-10	5.5E-10	5.5E-10	5.5E-10	5.5E-10
Copper	7440-50-8	Yes	1.3E-04	6.7E-07	7.5E-08	7.5E-08	7.5E-08	7.5E-08	7.5E-08	7.5E-08	7.5E-08	7.5E-08	7.5E-08
Lead	7439-92-1	Yes	2.1E-04	1.1E-06	1.2E-07	1.2E-07	1.2E-07	1.2E-07	1.2E-07	1.2E-07	1.2E-07	1.2E-07	1.2E-07
Manganese	7439-96-5	Yes	3.3E-05	1.7E-07	1.9E-08	1.9E-08	1.9E-08	1.9E-08	1.9E-08	1.9E-08	1.9E-08	1.9E-08	1.9E-08
Mercury	7439-97-6	Yes	2.5E-06	1.3E-08	1.4E-09	1.4E-09	1.4E-09	1.4E-09	1.4E-09	1.4E-09	1.4E-09	1.4E-09	1.4E-09
Molybdenum trioxide	1313-27-5	No	--	--	--	--	--	--	--	--	--	--	--
Nickel	7440-02-0	Yes	4.9E-05	2.6E-07	2.9E-08	2.9E-08	2.9E-08	2.9E-08	2.9E-08	2.9E-08	2.9E-08	2.9E-08	2.9E-08
Phosphorus	504	No	5.8E-04	3.1E-06	3.4E-07	3.4E-07	3.4E-07	3.4E-07	3.4E-07	3.4E-07	3.4E-07	3.4E-07	3.4E-07
Selenium	7782-49-2	Yes	--	--	--	--	--	--	--	--	--	--	--
Vanadium	7440-62-2	Yes	--	--	--	--	--	--	--	--	--	--	--
Zinc	7440-66-6	No	3.6E-04	1.9E-06	2.1E-07	2.1E-07	2.1E-07	2.1E-07	2.1E-07	2.1E-07	2.1E-07	2.1E-07	2.1E-07
Zinc Oxide	1314-13-2	No	--	--	--	--	--	--	--	--	--	--	--
INORGANIC COMPOUNDS													
Ammonia	7664-41-7	Yes	--	--	--	--	--	--	--	--	--	--	--
Carbon disulfide	75-15-0	Yes	--	--	--	--	--	--	--	--	--	--	--
Fluorides	239	Yes	4.2E-03	2.2E-05	2.4E-06	2.4E-06	2.4E-06	2.4E-06	2.4E-06	2.4E-06	2.4E-06	2.4E-06	2.4E-06
Hydrogen Fluoride	7664-39-3	Yes	--	--	--	--	--	--	--	--	--	--	--
Hydrochloric Acid	7647-01-0	Yes	--	--	--	--	--	--	--	--	--	--	--
Phosphoric Acid	7664-38-2	Yes	--	--	--	--	--	--	--	--	--	--	--
Glasswool Fibers	352	No	--	--	--	--	--	--	--	--	--	--	--
Silica, Crystalline	7631-86-9	Yes	9.5E-04	5.0E-06	5.5E-07	5.5E-07	5.5E-07	5.5E-07	5.5E-07	5.5E-07	5.5E-07	5.5E-07	5.5E-07
Sulfuric Acid	7664-93-9	Yes	--	--	--	--	--	--	--	--	--	--	--
ORGANIC COMPOUNDS													
Acetaldehyde	75-07-0	Yes	--	--	--	--	--	--	--	--	--	--	--
Acetone	67-64-1	Yes	--	--	--	--	--	--	--	--	--	--	--
Acrolein	107-02-8	Yes	--	--	--	--	--	--	--	--	--	--	--
Benzene	71-43-2	Yes	--	--	--	--	--	--	--	--	--	--	--
1,3-Butadiene	106-99-0	Yes	--	--	--	--	--	--	--	--	--	--	--
Cyclohexane	110-82-7	Yes	--	--	--	--	--	--	--	--	--	--	--
Ethylbenzene	100-41-4	Yes	--	--	--	--	--	--	--	--	--	--	--
Chloroethane	75-00-3	Yes	--	--	--	--	--	--	--	--	--	--	--
Formaldehyde	50-00-0	Yes	--	--	--	--	--	--	--	--	--	--	--
Hexane	110-54-3	Yes	--	--	--	--	--	--	--	--	--	--	--
Chloromethane	74-87-3	Yes	--	--	--	--	--	--	--	--	--	--	--
2-Butanone	78-93-3	Yes	--	--	--	--	--	--	--	--	--	--	--
Methyl isobutyl ketone	108-10-1	Yes	--	--	--	--	--	--	--	--	--	--	--
1,2,4-Trimethylbenzene	95-63-6	Yes	--	--	--	--	--	--	--	--	--	--	--
Toluene	108-88-3	Yes	--	--	--	--	--	--	--	--	--	--	--
Xylenes (mixed isomers)	1330-20-7	Yes	--	--	--	--	--	--	--	--	--	--	--
o-Xylene	95-47-6	Yes	--	--	--	--	--	--	--	--	--	--	--
POLYCYCLIC AROMATIC HYDROCARBONS (PAH)													
PAHs	401	Yes	--	--	--	--	--	--	--	--	--	--	--
Benzo[a]pyrene	50-32-8	Yes	--	--	--	--	--	--	--	--	--	--	--
Naphthalene	91-20-3	Yes	--	--	--	--	--	--	--	--	--	--	--
Diesel Particulate Matter (DPM)													
DPM	200	Yes	--	--	--	--	--	--	--	--	--	--	--
Total TAC Emission Estimate			6.6E-03	3.5E-05	3.9E-06	3.9E-06	3.9E-06	3.9E-06	3.9E-06	3.9E-06	3.9E-06	3.9E-06	3.9E-06

Notes

g = gram. RBC = risk-based concentration.
 GP1 = Glass Plant 1. RMH = raw material handling.
 GP2 = Glass Plant 2. s = second.
 hr = hour. TAC = toxic air contaminant.
 lb = pound. TEU = toxic emission unit.
 PM = particulate matter.

^(a) Emission rate (lb/day) = (total daily emissions estimate [lb/day]) x (production fraction)

^(b) Emission rate (g/s) = (daily emissions estimate [lb/day]) x (453.592 g/lb) x (day/24 hrs) x (hr/3,600 s)

^(c) Emission rate (g/s) = (total emission rate [g/s]) x (apportioning fraction)

^(d) Emission rate (g/s) = (total emission rate [g/s]) x (production fraction)

^(e) Production fraction = (fiber type natural gas usage [scf/hr]) / (total fiberizer natural gas usage [scf/hr])

Fiber Type	Natural Gas Usage (scf/hr)
Rotary Fine	--
Rotary Coarse	96,000
Flameblown	16,000
Total	112,000

^(f) Production fraction = (glass plant fiber production [tons/yr]) / (total fiber production [tons/yr])

Glass Plant	Fiber Production (tons/yr)
GP1	19,359
GP2	10,468
Total	29,827

^(g) Apportioning fraction = (PM emission factor [lb/ton]) / (total RMH PM emission factor [lb/ton])

Transport, storage, mixing PM emission factor (lb/ton) = 0.037 (3)
 Furnace bin PM emission factor (lb/ton) = 0.001 (3)
 Total RMH PM emission factor (lb/ton) = 0.038 (3)

References

- ⁽¹⁾ Emission estimates obtained from the revised emissions inventory dated March 14, 2024.
- ⁽²⁾ Emission estimates equally apportioned among the defined model source representations.
- ⁽³⁾ Emission factors obtained from the Standard ACDP 02-2173-ST-01 dated November 23, 2022.
- ⁽⁴⁾ Sum of Furnace Bin and Baling emission estimates.

© 2024 Maul Foster & Alongi, Inc. All Rights Reserved.

Table 3-4
Daily TAC Emission Rates—Significant TEUs
Production Scenario 2 (all Rotary Coarse)
Hollingsworth & Vose Fiber Company—Corvallis, OR

TAC	CAS/ODEQ Sequence ID	RBC? (Yes/No)	Daily Emission Estimates									
			CFU Super Sack Filling					Bulking Agent Silos				
			Flameblown			Glass Melt		Total		GP1 Silo (SILO1)	GP2 Silo (SILO2)	
			Total (lb/day) ⁽¹⁾	(g/s) ^(b)	CFU114 (g/s) ^(c)	CFU115 (g/s) ^(c)	CFU113 (lb/day) ⁽¹⁾	(g/s) ^(b)	(lb/day) ⁽¹⁾	(g/s) ^(b)	(g/s) ^(c)	(g/s) ^(c)
TEU ID			SSF_FB	--	--	--	SSF_GM	--	--	SILO1	SILO2	
Model ID			--	SSF14	SSF15	--	SSF13	--	--	SILO1	SILO2	
Production Fraction			--	--	--	--	--	--	--	--	--	
Apportioning Fraction			--	0.50 ⁽²⁾	0.50 ⁽²⁾	--	--	--	--	0.50 ⁽²⁾	0.50 ⁽²⁾	
METALS												
Aluminum	7429-90-5	Yes	--	--	--	--	--	--	--	--	--	
Antimony	7440-36-0	Yes	1.1E-05	5.9E-08	3.0E-08	3.0E-08	2.8E-05	1.5E-07	--	--	--	
Arsenic	7440-38-2	Yes	--	--	--	--	--	--	--	--	--	
Barium	7440-39-3	No	7.5E-06	3.9E-08	2.0E-08	2.0E-08	2.0E-05	1.0E-07	--	--	--	
Cadmium	7440-43-9	Yes	2.1E-06	1.1E-08	5.4E-09	5.4E-09	2.4E-05	1.2E-07	--	--	--	
Chromium (total)	7440-47-3	No	2.4E-06	1.3E-08	6.3E-09	6.3E-09	1.0E-05	5.4E-08	--	--	--	
Chromium VI	18540-29-9	Yes	2.4E-06	1.3E-08	6.3E-09	6.3E-09	1.0E-05	5.4E-08	--	--	--	
Cobalt	7440-48-4	Yes	--	--	--	--	4.3E-06	2.3E-08	--	--	--	
Copper	7440-50-8	Yes	3.4E-05	1.8E-07	9.0E-08	9.0E-08	1.5E-04	8.1E-07	--	--	--	
Lead	7439-92-1	Yes	--	--	--	--	2.1E-04	1.1E-06	--	--	--	
Manganese	7439-96-5	Yes	7.8E-06	4.1E-08	2.1E-08	2.1E-08	5.7E-06	3.0E-08	--	--	--	
Mercury	7439-97-6	Yes	3.9E-07	2.1E-09	1.0E-09	1.0E-09	2.9E-03	1.5E-05	--	--	--	
Molybdenum trioxide	1313-27-5	No	--	--	--	--	--	--	--	--	--	
Nickel	7440-02-0	Yes	1.3E-05	6.8E-08	3.4E-08	3.4E-08	--	--	--	--	--	
Phosphorus	504	No	6.4E-05	3.4E-07	1.7E-07	1.7E-07	6.2E-04	3.2E-06	--	--	--	
Selenium	7782-49-2	Yes	--	--	--	--	--	--	--	--	--	
Vanadium	7440-62-2	Yes	--	--	--	--	--	--	--	--	--	
Zinc	7440-66-6	No	2.1E-04	1.1E-06	5.4E-07	5.4E-07	3.3E-04	1.7E-06	--	--	--	
Zinc Oxide	1314-13-2	No	--	--	--	--	--	--	--	--	--	
INORGANIC COMPOUNDS												
Ammonia	7664-41-7	Yes	--	--	--	--	--	--	--	--	--	
Carbon disulfide	75-15-0	Yes	--	--	--	--	--	--	--	--	--	
Fluorides	239	Yes	1.2E-04	6.6E-07	3.3E-07	3.3E-07	1.1E-03	5.8E-06	--	--	--	
Hydrogen Fluoride	7664-39-3	Yes	--	--	--	--	--	--	--	--	--	
Hydrochloric Acid	7647-01-0	Yes	--	--	--	--	--	--	--	--	--	
Phosphoric Acid	7664-38-2	Yes	--	--	--	--	--	--	--	--	--	
Glasswool Fibers	352	No	--	--	--	--	--	--	--	--	--	
Silica, Crystalline	7631-86-9	Yes	9.5E-04	5.0E-06	2.5E-06	2.5E-06	9.5E-04	5.0E-06	1.5E-04	8.0E-07	4.0E-07	
Sulfuric Acid	7664-93-9	Yes	--	--	--	--	--	--	--	--	--	
ORGANIC COMPOUNDS												
Acetaldehyde	75-07-0	Yes	--	--	--	--	--	--	--	--	--	
Acetone	67-64-1	Yes	--	--	--	--	--	--	--	--	--	
Acrolein	107-02-8	Yes	--	--	--	--	--	--	--	--	--	
Benzene	71-43-2	Yes	--	--	--	--	--	--	--	--	--	
1,3-Butadiene	106-99-0	Yes	--	--	--	--	--	--	--	--	--	
Cyclohexane	110-82-7	Yes	--	--	--	--	--	--	--	--	--	
Ethylbenzene	100-41-4	Yes	--	--	--	--	--	--	--	--	--	
Chloroethane	75-00-3	Yes	--	--	--	--	--	--	--	--	--	
Formaldehyde	50-00-0	Yes	--	--	--	--	--	--	--	--	--	
Hexane	110-54-3	Yes	--	--	--	--	--	--	--	--	--	
Chloromethane	74-87-3	Yes	--	--	--	--	--	--	--	--	--	
2-Butanone	78-93-3	Yes	--	--	--	--	--	--	--	--	--	
Methyl isobutyl ketone	108-10-1	Yes	--	--	--	--	--	--	--	--	--	
1,2,4-Trimethylbenzene	95-63-6	Yes	--	--	--	--	--	--	--	--	--	
Toluene	108-88-3	Yes	--	--	--	--	--	--	--	--	--	
Xylenes (mixed isomers)	1330-20-7	Yes	--	--	--	--	--	--	--	--	--	
o-Xylene	95-47-6	Yes	--	--	--	--	--	--	--	--	--	
POLYCYCLIC AROMATIC HYDROCARBONS (PAH)												
PAHs	401	Yes	--	--	--	--	--	--	--	--	--	
Benzo[a]pyrene	50-32-8	Yes	--	--	--	--	--	--	--	--	--	
Naphthalene	91-20-3	Yes	--	--	--	--	--	--	--	--	--	
Diesel Particulate Matter (DPM)												
DPM	200	Yes	--	--	--	--	--	--	--	--	--	
Total TAC Emission Estimate			1.4E-03	7.5E-06	3.7E-06	3.7E-06	6.3E-03	3.3E-05	1.5E-04	8.0E-07	4.0E-07	4.0E-07

Notes

g = gram. RBC = risk-based concentration.
 GP1 = Glass Plant 1. RMH = raw material handling.
 GP2 = Glass Plant 2. s = second.
 hr = hour. TAC = toxic air contaminant.
 lb = pound. TEU = toxic emission unit.
 PM = particulate matter.

^(a) Emission rate (lb/day) = (total daily emissions estimate [lb/day]) x (production fraction)
^(b) Emission rate (g/s) = (daily emissions estimate [lb/day]) x (453.592 g/lb) x (day/24 hrs) x (hr/3,600 s)
^(c) Emission rate (g/s) = (total emission rate [g/s]) x (apportioning fraction)
^(d) Emission rate (g/s) = (total emission rate [g/s]) x (production fraction)
^(e) Production fraction = (fiber type natural gas usage [scf/hr]) / (total fiberizer natural gas usage [scf/hr])

Fiber Type	Natural Gas Usage (scf/hr)
Rotary Fine	--
Rotary Coarse	96,000
Flameblown	16,000
Total	112,000

^(f) Production fraction = (glass plant fiber production [tons/yr]) / (total fiber production [tons/yr])

Glass Plant	Fiber Production (tons/yr)
GP1	19,359
GP2	10,468
Total	29,827

^(g) Apportioning fraction = (PM emission factor [lb/ton]) / (total RMH PM emission factor [lb/ton])
 Transport, storage, mixing PM emission factor (lb/ton) = 0.037 (3)
 Furnace bin PM emission factor (lb/ton) = 0.001 (3)
 Total RMH PM emission factor (lb/ton) = 0.038 (3)

References

⁽¹⁾ Emission estimates obtained from the revised emissions inventory dated March 14, 2024.
⁽²⁾ Emission estimates equally apportioned among the defined model source representations.
⁽³⁾ Emission factors obtained from the Standard ACDP 02-2173-ST-01 dated November 23, 2022.
⁽⁴⁾ Sum of Furnace Bin and Baling emission estimates.

© 2024 Maul Foster & Alongi, Inc. All Rights Reserved.

Table 3-4
Daily TAC Emission Rates—Significant TEUs
Production Scenario 2 (all Rotary Coarse)
Hollingsworth & Vose Fiber Company—Corvallis, OR

TAC	CAS/ODEQ Sequence ID	RBC? (Yes/No)	Daily Emission Estimates										GP1 Fugitives		
			Raw Material Handling				Baling Fugitives				Total	Area A	Area B		
			Total	Transport, Storage, Mixing	Furnace Bins	Total	GP1	GP2							
			(lb/day) ⁽¹⁾	(g/s) ^(b)	(g/s) ^(c)	(g/s) ^(c)	(lb/day) ⁽¹⁾	(g/s) ^(b)	(g/s) ^(d)	(g/s) ^(d)	(g/s) ⁽⁴⁾	(g/s) ^(c)	(g/s) ^(c)		
TEU ID			RMH_BA; RMH_ZN; RMH_F; RMH_S; RMH_D; RMH_L; RMH_N				BALING				--	--	--		
Model ID			--	BBBH	--	--	--	--	--	--	--	GP1_A	GP1_B		
Production Fraction			--	--	--	--	0.649 ^(f)	0.351 ^(f)	--	--	--	--	--		
Apportioning Fraction			--	0.974 ^(g)	0.026 ^(g)	--	--	--	--	--	--	0.50 ⁽²⁾	0.50 ⁽²⁾		
METALS															
Aluminum	7429-90-5	Yes	0.68	3.6E-03	3.5E-03	9.4E-05	--	--	--	--	--	9.4E-05	4.7E-05	4.7E-05	
Antimony	7440-36-0	Yes	--	--	--	--	--	--	--	--	--	--	--	--	
Arsenic	7440-38-2	Yes	--	--	--	--	--	--	--	--	--	--	--	--	
Barium	7440-39-3	No	0.18	9.3E-04	9.0E-04	2.4E-05	--	--	--	--	--	2.4E-05	1.2E-05	1.2E-05	
Cadmium	7440-43-9	Yes	1.1E-05	6.0E-08	5.9E-08	1.6E-09	--	--	--	--	--	1.6E-09	7.9E-10	7.9E-10	
Chromium (total)	7440-47-3	No	--	--	--	--	--	--	--	--	--	--	--	--	
Chromium VI	18540-29-9	Yes	--	--	--	--	--	--	--	--	--	--	--	--	
Cobalt	7440-48-4	Yes	--	--	--	--	--	--	--	--	--	--	--	--	
Copper	7440-50-8	Yes	--	--	--	--	--	--	--	--	--	--	--	--	
Lead	7439-92-1	Yes	1.1E-04	6.0E-07	5.9E-07	1.6E-08	--	--	--	--	--	1.6E-08	7.9E-09	7.9E-09	
Manganese	7439-96-5	Yes	--	--	--	--	--	--	--	--	--	--	--	--	
Mercury	7439-97-6	Yes	--	--	--	--	--	--	--	--	--	--	--	--	
Molybdenum trioxide	1313-27-5	No	--	--	--	--	--	--	--	--	--	--	--	--	
Nickel	7440-02-0	Yes	--	--	--	--	--	--	--	--	--	--	--	--	
Phosphorus	504	No	--	--	--	--	--	--	--	--	--	--	--	--	
Selenium	7782-49-2	Yes	--	--	--	--	--	--	--	--	--	--	--	--	
Vanadium	7440-62-2	Yes	--	--	--	--	--	--	--	--	--	--	--	--	
Zinc	7440-66-6	No	--	--	--	--	--	--	--	--	--	--	--	--	
Zinc Oxide	1314-13-2	No	0.11	5.9E-04	5.7E-04	1.5E-05	--	--	--	--	--	1.5E-05	7.7E-06	7.7E-06	
INORGANIC COMPOUNDS															
Ammonia	7664-41-7	Yes	--	--	--	--	--	--	--	--	--	--	--	--	
Carbon disulfide	75-15-0	Yes	--	--	--	--	--	--	--	--	--	--	--	--	
Fluorides	239	Yes	0.049	2.6E-04	2.5E-04	6.7E-06	--	--	--	--	--	6.7E-06	3.4E-06	3.4E-06	
Hydrogen Fluoride	7664-39-3	Yes	--	--	--	--	--	--	--	--	--	--	--	--	
Hydrochloric Acid	7647-01-0	Yes	--	--	--	--	--	--	--	--	--	--	--	--	
Phosphoric Acid	7664-38-2	Yes	--	--	--	--	--	--	--	--	--	--	--	--	
Glasswool Fibers	352	No	--	--	--	--	3.27	0.017	0.011	6.0E-03	0.011	5.6E-03	5.6E-03		
Silica, Crystalline	7631-86-9	Yes	1.72	9.0E-03	8.8E-03	2.4E-04	--	--	--	--	--	2.4E-04	1.2E-04	1.2E-04	
Sulfuric Acid	7664-93-9	Yes	--	--	--	--	--	--	--	--	--	--	--	--	
ORGANIC COMPOUNDS															
Acetaldehyde	75-07-0	Yes	--	--	--	--	--	--	--	--	--	--	--	--	
Acetone	67-64-1	Yes	--	--	--	--	--	--	--	--	--	--	--	--	
Acrolein	107-02-8	Yes	--	--	--	--	--	--	--	--	--	--	--	--	
Benzene	71-43-2	Yes	--	--	--	--	--	--	--	--	--	--	--	--	
1,3-Butadiene	106-99-0	Yes	--	--	--	--	--	--	--	--	--	--	--	--	
Cyclohexane	110-82-7	Yes	--	--	--	--	--	--	--	--	--	--	--	--	
Ethylbenzene	100-41-4	Yes	--	--	--	--	--	--	--	--	--	--	--	--	
Chloroethane	75-00-3	Yes	--	--	--	--	--	--	--	--	--	--	--	--	
Formaldehyde	50-00-0	Yes	--	--	--	--	--	--	--	--	--	--	--	--	
Hexane	110-54-3	Yes	--	--	--	--	--	--	--	--	--	--	--	--	
Chloromethane	74-87-3	Yes	--	--	--	--	--	--	--	--	--	--	--	--	
2-Butanone	78-93-3	Yes	--	--	--	--	--	--	--	--	--	--	--	--	
Methyl isobutyl ketone	108-10-1	Yes	--	--	--	--	--	--	--	--	--	--	--	--	
1,2,4-Trimethylbenzene	95-63-6	Yes	--	--	--	--	--	--	--	--	--	--	--	--	
Toluene	108-88-3	Yes	--	--	--	--	--	--	--	--	--	--	--	--	
Xylenes (mixed isomers)	1330-20-7	Yes	--	--	--	--	--	--	--	--	--	--	--	--	
o-Xylene	95-47-6	Yes	--	--	--	--	--	--	--	--	--	--	--	--	
POLYCYCLIC AROMATIC HYDROCARBONS (PAH)															
PAHs	401	Yes	--	--	--	--	--	--	--	--	--	--	--	--	
Benzo[a]pyrene	50-32-8	Yes	--	--	--	--	--	--	--	--	--	--	--	--	
Naphthalene	91-20-3	Yes	--	--	--	--	--	--	--	--	--	--	--	--	
Diesel Particulate Matter (DPM)															
DPM	200	Yes	--	--	--	--	--	--	--	--	--	--	--	--	
Total TAC Emission Estimate			2.74	0.014	0.014	3.8E-04	3.27	0.017	0.011	6.0E-03	0.012	5.8E-03	5.8E-03		

Notes

- g = gram.
- GP1 = Glass Plant 1.
- GP2 = Glass Plant 2.
- hr = hour.
- lb = pound.
- PM = particulate matter.
- ^(a) Emission rate (lb/day) = (total daily emissions estimate [lb/day]) x (production fraction)
- ^(b) Emission rate (g/s) = (daily emissions estimate [lb/day]) x (453.592 g/lb) x (day/24 hrs) x (hr/3,600 s)
- ^(c) Emission rate (g/s) = (total emission rate [g/s]) x (apportioning fraction)
- ^(d) Emission rate (g/s) = (total emission rate [g/s]) x (production fraction)
- ^(e) Production fraction = (fiber type natural gas usage [scf/hr]) / (total fiberizer natural gas usage [scf/hr])

Fiber Type	Natural Gas Usage (scf/hr)
Rotary Fine	--
Rotary Coarse	96,000
Flameblown	16,000
Total	112,000

^(f) Production fraction = (glass plant fiber production [tons/yr]) / (total fiber production [tons/yr])

Glass Plant	Fiber Production (tons/yr)
GP1	19,359
GP2	10,468
Total	29,827

^(g) Apportioning fraction = (PM emission factor [lb/ton]) / (total RMH PM emission factor [lb/ton])

- Transport, storage, mixing PM emission factor (lb/ton) = 0.037 (3)
- Furnace bin PM emission factor (lb/ton) = 0.001 (3)
- Total RMH PM emission factor (lb/ton) = 0.038 (3)

References

- ⁽¹⁾ Emission estimates obtained from the revised emissions inventory dated March 14, 2024.
- ⁽²⁾ Emission estimates equally apportioned among the defined model source representations.
- ⁽³⁾ Emission factors obtained from the Standard ACDP 02-2173-ST-01 dated November 23, 2022.
- ⁽⁴⁾ Sum of Furnace Bin and Baling emission estimates.

© 2024 Maul Foster & Alongi, Inc. All Rights Reserved.

Table 3-4
Daily TAC Emission Rates—Significant TEUs
Production Scenario 2 (all Rotary Coarse)
Hollingsworth & Vose Fiber Company—Corvallis, OR

TAC	CAS/ODEQ Sequence ID	RBC? (Yes/No)	Daily Emission Estimates										
			Raw Material Handling - Off Specification		Cooling Towers								
					Production Line 1 and 2		Production Line 3				Production Line 4		
			(lb/day) ⁽¹⁾	(g/s) ^(b)	Total		Total		Fan A	Fan B	Total		
(lb/day) ⁽¹⁾	(g/s) ^(b)	(lb/day) ⁽¹⁾	(g/s) ^(b)	(lb/day) ⁽¹⁾	(g/s) ^(b)	(g/s) ^(c)	(g/s) ^(c)	(lb/day) ⁽¹⁾	(g/s) ^(b)				
TEU ID			RMH_OFF		CT1_2		CT3		--	--		CT4	
Model ID			--	BHBH	--	CT1_2		--	CT3A	CT3B		--	CT4
Production Fraction			--		--		--	--	--	--		--	
Apportioning Fraction			--		--		--	0.50 ⁽²⁾	0.50 ⁽²⁾			--	
METALS													
Aluminum	7429-90-5	Yes	4.6E-04	2.4E-06	--	--	--	--	--	--	--	--	
Antimony	7440-36-0	Yes	--	--	--	--	--	--	--	--	--	--	
Arsenic	7440-38-2	Yes	--	--	--	--	--	--	--	--	--	--	
Barium	7440-39-3	No	1.2E-04	6.2E-07	--	--	--	--	--	--	--	--	
Cadmium	7440-43-9	Yes	7.6E-09	4.0E-11	--	--	--	--	--	--	--	--	
Chromium (total)	7440-47-3	No	--	--	--	--	--	--	--	--	--	--	
Chromium VI	18540-29-9	Yes	--	--	--	--	--	--	--	--	--	--	
Cobalt	7440-48-4	Yes	--	--	--	--	--	--	--	--	--	--	
Copper	7440-50-8	Yes	--	--	--	--	--	--	--	--	--	--	
Lead	7439-92-1	Yes	7.6E-08	4.0E-10	--	--	--	--	--	--	--	--	
Manganese	7439-96-5	Yes	--	--	--	--	--	--	--	--	--	--	
Mercury	7439-97-6	Yes	--	--	--	--	--	--	--	--	--	--	
Molybdenum trioxide	1313-27-5	No	--	--	--	--	--	--	--	--	--	--	
Nickel	7440-02-0	Yes	--	--	--	--	--	--	--	--	--	--	
Phosphorus	504	No	--	--	--	--	--	--	--	--	--	--	
Selenium	7782-49-2	Yes	--	--	--	--	--	--	--	--	--	--	
Vanadium	7440-62-2	Yes	--	--	--	--	--	--	--	--	--	--	
Zinc	7440-66-6	No	--	--	--	--	--	--	--	--	--	--	
Zinc Oxide	1314-13-2	No	7.4E-05	3.9E-07	--	--	--	--	--	--	--	--	
INORGANIC COMPOUNDS													
Ammonia	7664-41-7	Yes	--	--	--	--	--	--	--	--	--	--	
Carbon disulfide	75-15-0	Yes	--	--	--	--	--	--	--	--	--	--	
Fluorides	239	Yes	3.3E-05	1.7E-07	--	--	--	--	--	--	--	--	
Hydrogen Fluoride	7664-39-3	Yes	--	--	--	--	--	--	--	--	--	--	
Hydrochloric Acid	7647-01-0	Yes	--	--	--	--	--	--	--	--	--	--	
Phosphoric Acid	7664-38-2	Yes	--	--	3.9E-03	2.0E-05	4.3E-03	2.3E-05	1.1E-05	1.1E-05	3.5E-03	1.8E-05	
Glasswool Fibers	352	No	--	--	--	--	--	--	--	--	--	--	
Silica, Crystalline	7631-86-9	Yes	1.1E-03	6.0E-06	--	--	--	--	--	--	--	--	
Sulfuric Acid	7664-93-9	Yes	--	--	3.9E-03	2.0E-05	4.3E-03	2.3E-05	1.1E-05	1.1E-05	3.5E-03	1.8E-05	
ORGANIC COMPOUNDS													
Acetaldehyde	75-07-0	Yes	--	--	--	--	--	--	--	--	--	--	
Acetone	67-64-1	Yes	--	--	--	--	--	--	--	--	--	--	
Acrolein	107-02-8	Yes	--	--	--	--	--	--	--	--	--	--	
Benzene	71-43-2	Yes	--	--	--	--	--	--	--	--	--	--	
1,3-Butadiene	106-99-0	Yes	--	--	--	--	--	--	--	--	--	--	
Cyclohexane	110-82-7	Yes	--	--	--	--	--	--	--	--	--	--	
Ethylbenzene	100-41-4	Yes	--	--	--	--	--	--	--	--	--	--	
Chloroethane	75-00-3	Yes	--	--	--	--	--	--	--	--	--	--	
Formaldehyde	50-00-0	Yes	--	--	--	--	--	--	--	--	--	--	
Hexane	110-54-3	Yes	--	--	--	--	--	--	--	--	--	--	
Chloromethane	74-87-3	Yes	--	--	--	--	--	--	--	--	--	--	
2-Butanone	78-93-3	Yes	--	--	--	--	--	--	--	--	--	--	
Methyl isobutyl ketone	108-10-1	Yes	--	--	--	--	--	--	--	--	--	--	
1,2,4-Trimethylbenzene	95-63-6	Yes	--	--	--	--	--	--	--	--	--	--	
Toluene	108-88-3	Yes	--	--	--	--	--	--	--	--	--	--	
Xylenes (mixed isomers)	1330-20-7	Yes	--	--	--	--	--	--	--	--	--	--	
o-Xylene	95-47-6	Yes	--	--	--	--	--	--	--	--	--	--	
POLYCYCLIC AROMATIC HYDROCARBONS (PAH)													
PAHs	401	Yes	--	--	--	--	--	--	--	--	--	--	
Benzo[a]pyrene	50-32-8	Yes	--	--	--	--	--	--	--	--	--	--	
Naphthalene	91-20-3	Yes	--	--	--	--	--	--	--	--	--	--	
Diesel Particulate Matter (DPM)													
DPM	200	Yes	--	--	--	--	--	--	--	--	--	--	
Total TAC Emission Estimate			1.8E-03	9.6E-06	7.8E-03	4.1E-05	8.6E-03	4.5E-05	2.3E-05	2.3E-05	6.9E-03	3.6E-05	

Notes

- g = gram.
- GP1 = Glass Plant 1.
- GP2 = Glass Plant 2.
- hr = hour.
- lb = pound.
- PM = particulate matter.
- RBC = risk-based concentration.
- RMH = raw material handling.
- s = second.
- TAC = toxic air contaminant.
- TEU = toxic emission unit.

^(a) Emission rate (lb/day) = (total daily emissions estimate [lb/day]) x (production fraction)

^(b) Emission rate (g/s) = (daily emissions estimate [lb/day]) x (453.592 g/lb) x (day/24 hrs) x (hr/3,600 s)

^(c) Emission rate (g/s) = (total emission rate [g/s]) x (apportioning fraction)

^(d) Emission rate (g/s) = (total emission rate [g/s]) x (production fraction)

^(e) Production fraction = (fiber type natural gas usage [scf/hr]) / (total fiberizer natural gas usage [scf/hr])

Fiber Type	Natural Gas Usage (scf/hr)
Rotary Fine	--
Rotary Coarse	96,000
Flameblown	16,000
Total	112,000

^(f) Production fraction = (glass plant fiber production [tons/yr]) / (total fiber production [tons/yr])

Glass Plant	Fiber Production (tons/yr)
GP1	19,359
GP2	10,468
Total	29,827

^(g) Apportioning fraction = (PM emission factor [lb/ton]) / (total RMH PM emission factor [lb/ton])

- Transport, storage, mixing PM emission factor (lb/ton) = 0.037 (3)
- Furnace bin PM emission factor (lb/ton) = 0.001 (3)
- Total RMH PM emission factor (lb/ton) = 0.038 (3)

References

- ⁽¹⁾ Emission estimates obtained from the revised emissions inventory dated March 14, 2024.
- ⁽²⁾ Emission estimates equally apportioned among the defined model source representations.
- ⁽³⁾ Emission factors obtained from the Standard ACDP 02-2173-ST-01 dated November 23, 2022.
- ⁽⁴⁾ Sum of Furnace Bin and Baling emission estimates.

© 2024 Maul Foster & Alongi, Inc. All Rights Reserved.

Table 3-4
Daily TAC Emission Rates—Significant TEUs
Production Scenario 2 (all Rotary Coarse)
Hollingsworth & Vose Fiber Company—Corvallis, OR

TAC	CAS/ODEQ Sequence ID	RBC? (Yes/No)	Daily Emission Estimates						Total Daily Emission Estimates	
			Shipping and Receiving - Paint Usage	Emergency Generators						
				Line 1		Line 2				
				Total		Total				
(lb/day) ⁽¹⁾	(g/s) ^(b)	(lb/day) ⁽¹⁾	(g/s) ^(b)	(lb/day) ⁽¹⁾	(g/s) ^(b)	(lb/day)	(g/s)			
TEU ID			PAINT		EGEN1		EGEN2		--	
Model ID			--	PAINT	--	EGEN1	--	EGEN2	--	
Production Fraction			--		--		--		--	
Apportioning Fraction			--		--		--		--	
METALS										
Aluminum	7429-90-5	Yes	--	--	--	--	--	--	0.68	3.6E-03
Antimony	7440-36-0	Yes	--	--	--	--	--	--	1.0E-03	5.3E-06
Arsenic	7440-38-2	Yes	--	--	7.5E-05	3.9E-07	5.3E-05	2.8E-07	1.3E-04	6.7E-07
Barium	7440-39-3	No	0.070	3.7E-04	--	--	--	--	0.25	1.3E-03
Cadmium	7440-43-9	Yes	--	--	7.0E-05	3.7E-07	5.0E-05	2.6E-07	3.2E-03	1.7E-05
Chromium (total)	7440-47-3	No	--	--	--	--	--	--	2.8E-03	1.5E-05
Chromium VI	18540-29-9	Yes	--	--	4.7E-06	2.5E-08	3.3E-06	1.7E-08	2.8E-03	1.5E-05
Cobalt	7440-48-4	Yes	2.3E-03	1.2E-05	--	--	--	--	2.3E-03	1.2E-05
Copper	7440-50-8	Yes	--	--	1.9E-04	1.0E-06	1.4E-04	7.1E-07	0.019	1.0E-04
Lead	7439-92-1	Yes	--	--	3.9E-04	2.0E-06	2.7E-04	1.4E-06	0.027	1.4E-04
Manganese	7439-96-5	Yes	--	--	1.5E-04	7.6E-07	1.0E-04	5.4E-07	3.1E-03	1.7E-05
Mercury	7439-97-6	Yes	--	--	9.4E-05	4.9E-07	6.6E-05	3.5E-07	0.026	1.4E-04
Molybdenum trioxide	1313-27-5	No	--	--	--	--	--	--	4.4E-03	2.3E-05
Nickel	7440-02-0	Yes	--	--	1.8E-04	9.6E-07	1.3E-04	6.8E-07	7.0E-03	3.7E-05
Phosphorus	504	No	--	--	--	--	--	--	0.079	4.1E-04
Selenium	7782-49-2	Yes	--	--	1.0E-04	5.4E-07	7.3E-05	3.8E-07	1.8E-04	9.2E-07
Vanadium	7440-62-2	Yes	--	--	--	--	--	--	6.2E-03	3.2E-05
Zinc	7440-66-6	No	--	--	--	--	--	--	0.059	3.1E-04
Zinc Oxide	1314-13-2	No	--	--	--	--	--	--	0.11	5.9E-04
INORGANIC COMPOUNDS										
Ammonia	7664-41-7	Yes	--	--	0.037	2.0E-04	0.026	1.4E-04	8.66	0.045
Carbon disulfide	75-15-0	Yes	--	--	--	--	--	--	2.5E-03	1.3E-05
Fluorides	239	Yes	--	--	--	--	--	--	0.56	3.0E-03
Hydrogen Fluoride	7664-39-3	Yes	--	--	--	--	--	--	0.16	8.6E-04
Hydrochloric Acid	7647-01-0	Yes	--	--	8.7E-03	4.6E-05	6.1E-03	3.2E-05	0.015	7.8E-05
Phosphoric Acid	7664-38-2	Yes	--	--	--	--	--	--	0.012	6.1E-05
Glasswool Fibers	352	No	--	--	--	--	--	--	3.44	0.018
Silica, Crystalline	7631-86-9	Yes	--	--	--	--	--	--	1.89	9.9E-03
Sulfuric Acid	7664-93-9	Yes	--	--	--	--	--	--	0.012	6.1E-05
ORGANIC COMPOUNDS										
Acetaldehyde	75-07-0	Yes	--	--	0.037	1.9E-04	0.026	1.4E-04	0.074	3.9E-04
Acetone	67-64-1	Yes	1.08	5.7E-03	--	--	--	--	3.35	0.018
Acrolein	107-02-8	Yes	--	--	1.6E-03	8.3E-06	1.1E-03	5.9E-06	1.0E-02	5.2E-05
Benzene	71-43-2	Yes	--	--	8.7E-03	4.6E-05	6.1E-03	3.2E-05	0.42	2.2E-03
1,3-Butadiene	106-99-0	Yes	--	--	0.010	5.3E-05	7.2E-03	3.8E-05	0.055	2.9E-04
Cyclohexane	110-82-7	Yes	--	--	--	--	--	--	0.014	7.5E-05
Ethylbenzene	100-41-4	Yes	0.053	2.8E-04	5.1E-04	2.7E-06	3.6E-04	1.9E-06	0.14	7.1E-04
Chloroethane	75-00-3	Yes	--	--	--	--	--	--	6.6E-03	3.5E-05
Formaldehyde	50-00-0	Yes	--	--	0.081	4.2E-04	0.057	3.0E-04	6.50	0.034
Hexane	110-54-3	Yes	--	--	1.3E-03	6.6E-06	8.9E-04	4.7E-06	1.56	8.2E-03
Chloromethane	74-87-3	Yes	--	--	--	--	--	--	0.088	4.6E-04
2-Butanone	78-93-3	Yes	--	--	--	--	--	--	0.080	4.2E-04
Methyl isobutyl ketone	108-10-1	Yes	--	--	--	--	--	--	0.011	5.7E-05
1,2,4-Trimethylbenzene	95-63-6	Yes	0.042	2.2E-04	--	--	--	--	0.042	2.2E-04
Toluene	108-88-3	Yes	--	--	4.9E-03	2.6E-05	3.5E-03	1.8E-05	0.67	3.5E-03
Xylenes (mixed isomers)	1330-20-7	Yes	0.19	9.8E-04	2.0E-03	1.0E-05	1.4E-03	7.3E-06	0.38	2.0E-03
o-Xylene	95-47-6	Yes	--	--	--	--	--	--	0.079	4.2E-04
POLYCYCLIC AROMATIC HYDROCARBONS (PAH)										
PAHs	401	Yes	--	--	1.7E-03	8.9E-06	1.2E-03	6.3E-06	3.2E-03	1.7E-05
Benzo[a]pyrene	50-32-8	Yes	--	--	1.7E-06	8.8E-09	1.2E-06	6.2E-09	6.1E-06	3.2E-08
Naphthalene	91-20-3	Yes	--	--	9.2E-04	4.8E-06	6.5E-04	3.4E-06	2.4E-03	1.2E-05
Diesel Particulate Matter (DPM)										
DPM	200	Yes	--	--	1.57	8.2E-03	1.11	5.8E-03	2.67	0.014
Total TAC Emission Estimate			1.43	7.5E-03	1.76	9.3E-03	1.24	6.5E-03	32.2	0.17

Notes

- g = gram.
- GP1 = Glass Plant 1.
- GP2 = Glass Plant 2.
- hr = hour.
- lb = pound.
- PM = particulate matter.
- RBC = risk-based concentration.
- RMH = raw material handling.
- s = second.
- TAC = toxic air contaminant.
- TEU = toxic emission unit.
- ^(a) Emission rate (lb/day) = (total daily emissions estimate [lb/day]) x (production fraction)
- ^(b) Emission rate (g/s) = (daily emissions estimate [lb/day]) x (453.592 g/lb) x (day/24 hrs) x (hr/3,600 s)
- ^(c) Emission rate (g/s) = (total emission rate [g/s]) x (apportioning fraction)
- ^(d) Emission rate (g/s) = (total emission rate [g/s]) x (production fraction)
- ^(e) Production fraction = (fiber type natural gas usage [scf/hr]) / (total fiberizer natural gas usage [scf/hr])

Fiber Type	Natural Gas Usage (scf/hr)
Rotary Fine	--
Rotary Coarse	96,000
Flameblown	16,000
Total	112,000

^(f) Production fraction = (glass plant fiber production [tons/yr]) / (total fiber production [tons/yr])

Glass Plant	Fiber Production (tons/yr)
GP1	19,359
GP2	10,468
Total	29,827

^(g) Apportioning fraction = (PM emission factor [lb/ton]) / (total RMH PM emission factor [lb/ton])

- Transport, storage, mixing PM emission factor (lb/ton) = 0.037 (3)
- Furnace bin PM emission factor (lb/ton) = 0.001 (3)
- Total RMH PM emission factor (lb/ton) = 0.038 (3)

References

- ⁽¹⁾ Emission estimates obtained from the revised emissions inventory dated March 14, 2024.
- ⁽²⁾ Emission estimates equally apportioned among the defined model source representations.
- ⁽³⁾ Emission factors obtained from the Standard ACDP 02-2173-ST-01 dated November 23, 2022.
- ⁽⁴⁾ Sum of Furnace Bin and Baling emission estimates.

© 2024 Maul Foster & Alongi, Inc. All Rights Reserved.

Table 3-5
Annual TAC Emission Rates—Gas Combustion TEUs
Hollingsworth & Vose Fiber Company—Corvallis, OR

TAC	CAS/ODEQ Sequence ID	RBC? (Yes/No)	Annual Emission Estimates				Total Annual Emission Estimates	
			Forehearh Natural Gas Combustion		Non-Production Natural Gas Combustion		(lb/yr)	(g/s)
			(lb/yr) ⁽¹⁾	(g/s) ^(a)	(lb/yr) ⁽¹⁾	(g/s) ^(a)		
TEU ID			NG_FH		NG		--	
Model ID			--	CFU113NG	--	NG	--	
METALS								
Arsenic	7440-38-2	Yes	--	--	5.1E-03	7.3E-08	5.1E-03	7.3E-08
Barium	7440-39-3	No	--	--	0.11	1.6E-06	0.11	1.6E-06
Beryllium	7440-41-7	Yes	--	--	3.1E-04	4.4E-09	3.1E-04	4.4E-09
Cadmium	7440-43-9	Yes	--	--	0.028	4.0E-07	0.028	4.0E-07
Chromium (total)	7440-47-3	No	--	--	0.036	5.1E-07	0.036	5.1E-07
Chromium VI	18540-29-9	Yes	--	--	1.4E-03	2.1E-08	1.4E-03	2.1E-08
Cobalt	7440-48-4	Yes	--	--	2.1E-03	3.1E-08	2.1E-03	3.1E-08
Copper	7440-50-8	Yes	--	--	0.022	3.1E-07	0.022	3.1E-07
Lead	7439-92-1	Yes	--	--	0.013	1.8E-07	0.013	1.8E-07
Manganese	7439-96-5	Yes	--	--	9.7E-03	1.4E-07	9.7E-03	1.4E-07
Mercury	7439-97-6	Yes	--	--	6.6E-03	9.5E-08	6.6E-03	9.5E-08
Molybdenum trioxide	1313-27-5	No	0.063	9.1E-07	0.042	6.0E-07	0.11	1.5E-06
Nickel	7440-02-0	Yes	--	--	0.054	7.7E-07	0.054	7.7E-07
Selenium	7782-49-2	Yes	--	--	6.1E-04	8.8E-09	6.1E-04	8.8E-09
Vanadium	7440-62-2	Yes	0.088	1.3E-06	0.059	8.4E-07	0.15	2.1E-06
Zinc	7440-66-6	No	--	--	0.74	1.1E-05	0.74	1.1E-05
INORGANIC COMPOUNDS								
Ammonia	7664-41-7	Yes	123	1.8E-03	81.6	1.2E-03	204	2.9E-03
ORGANIC COMPOUNDS								
Acetaldehyde	75-07-0	Yes	0.17	2.4E-06	0.11	1.6E-06	0.27	4.0E-06
Acrolein	107-02-8	Yes	0.10	1.5E-06	0.069	9.9E-07	0.17	2.5E-06
Benzene	71-43-2	Yes	0.31	4.4E-06	0.20	2.9E-06	0.51	7.4E-06
Ethylbenzene	100-41-4	Yes	0.36	5.2E-06	0.24	3.5E-06	0.61	8.7E-06
Formaldehyde	50-00-0	Yes	--	--	0.43	6.2E-06	0.43	6.2E-06
Hexane	110-54-3	Yes	0.24	3.5E-06	0.16	2.3E-06	0.40	5.8E-06
Toluene	108-88-3	Yes	1.41	2.0E-05	0.93	1.3E-05	2.34	3.4E-05
Xylenes (mixed isomers)	1330-20-7	Yes	1.04	1.5E-05	0.69	1.0E-05	1.74	2.5E-05
POLYCYCLIC AROMATIC HYDROCARBONS (PAH)								
PAHs	401	Yes	3.8E-03	5.5E-08	2.5E-03	3.7E-08	6.4E-03	9.2E-08
Benzo[a]pyrene	50-32-8	Yes	4.6E-05	6.6E-10	3.1E-05	4.4E-10	7.7E-05	1.1E-09
Naphthalene	91-20-3	Yes	0.012	1.7E-07	7.6E-03	1.1E-07	0.019	2.8E-07
Total TAC Emission Estimate			127	1.8E-03	85.5	1.2E-03	212	3.1E-03

Notes

g = gram.

hr = hour.

lb= pound.

RBC = risk-based concentration.

s = second.

TAC = toxic air contaminant.

TEU = toxic emission unit.

yr = year.

^(a) Emission rate (g/s) = (annual emissions estimate [lb/yr]) x (453.592 g/lb) x (yr/8,760 hrs) x (hr/3,600 s)

References

⁽¹⁾ Emission estimates obtained from the revised emissions inventory dated March 14, 2024.

© 2024 Maul Foster & Alongi, Inc. All Rights Reserved.

Table 3-6
Daily TAC Emission Rates—Gas Combustion TEUs
Hollingsworth & Vose Fiber Company—Corvallis, OR

TAC	CAS/ODEQ Sequence ID	RBC? (Yes/No)	Daily Emission Estimates				Total Daily Emission Estimates	
			Forehearth Natural Gas Combustion		Non-Production Natural Gas Combustion		(lb/day)	(g/s)
			(lb/day) ⁽¹⁾	(g/s) ^(a)	(lb/day) ⁽¹⁾	(g/s) ^(a)		
TEU ID			NG_FH		NG		--	
Model ID			--	CFU113NG	--	NG	--	
METALS								
Arsenic	7440-38-2	Yes	--	--	1.4E-05	7.3E-08	1.4E-05	7.3E-08
Barium	7440-39-3	No	--	--	3.1E-04	1.6E-06	3.1E-04	1.6E-06
Beryllium	7440-41-7	Yes	--	--	8.4E-07	4.4E-09	8.4E-07	4.4E-09
Cadmium	7440-43-9	Yes	--	--	7.7E-05	4.0E-07	7.7E-05	4.0E-07
Chromium (total)	7440-47-3	No	--	--	9.8E-05	5.1E-07	9.8E-05	5.1E-07
Chromium VI	18540-29-9	Yes	--	--	3.9E-06	2.0E-08	3.9E-06	2.0E-08
Cobalt	7440-48-4	Yes	--	--	5.9E-06	3.1E-08	5.9E-06	3.1E-08
Copper	7440-50-8	Yes	--	--	5.9E-05	3.1E-07	5.9E-05	3.1E-07
Lead	7439-92-1	Yes	--	--	3.5E-05	1.8E-07	3.5E-05	1.8E-07
Manganese	7439-96-5	Yes	--	--	2.6E-05	1.4E-07	2.6E-05	1.4E-07
Mercury	7439-97-6	Yes	--	--	1.8E-05	9.5E-08	1.8E-05	9.5E-08
Molybdenum trioxide	1313-27-5	No	1.7E-04	9.1E-07	1.2E-04	6.0E-07	2.9E-04	1.5E-06
Nickel	7440-02-0	Yes	--	--	1.5E-04	7.7E-07	1.5E-04	7.7E-07
Selenium	7782-49-2	Yes	--	--	1.7E-06	8.8E-09	1.7E-06	8.8E-09
Vanadium	7440-62-2	Yes	2.4E-04	1.3E-06	1.6E-04	8.4E-07	4.0E-04	2.1E-06
Zinc	7440-66-6	No	--	--	2.0E-03	1.1E-05	2.0E-03	1.1E-05
INORGANIC COMPOUNDS								
Ammonia	7664-41-7	Yes	0.34	1.8E-03	0.22	1.2E-03	0.56	2.9E-03
ORGANIC COMPOUNDS								
Acetaldehyde	75-07-0	Yes	4.5E-04	2.4E-06	3.0E-04	1.6E-06	7.5E-04	3.9E-06
Acrolein	107-02-8	Yes	2.8E-04	1.5E-06	1.9E-04	9.9E-07	4.7E-04	2.5E-06
Benzene	71-43-2	Yes	8.4E-04	4.4E-06	5.6E-04	2.9E-06	1.4E-03	7.3E-06
Ethylbenzene	100-41-4	Yes	1.0E-03	5.2E-06	6.6E-04	3.5E-06	1.7E-03	8.7E-06
Formaldehyde	50-00-0	Yes	--	--	1.2E-03	6.2E-06	1.2E-03	6.2E-06
Hexane	110-54-3	Yes	6.6E-04	3.5E-06	4.4E-04	2.3E-06	1.1E-03	5.8E-06
Toluene	108-88-3	Yes	3.9E-03	2.0E-05	2.6E-03	1.3E-05	6.4E-03	3.4E-05
Xylenes (mixed isomers)	1330-20-7	Yes	2.9E-03	1.5E-05	1.9E-03	1.0E-05	4.8E-03	2.5E-05
POLYCYCLIC AROMATIC HYDROCARBONS (PAH)								
PAHs	401	Yes	1.1E-05	5.5E-08	7.0E-06	3.7E-08	1.7E-05	9.2E-08
Benzo[a]pyrene	50-32-8	Yes	1.3E-07	6.6E-10	8.4E-08	4.4E-10	2.1E-07	1.1E-09
Naphthalene	91-20-3	Yes	3.2E-05	1.7E-07	2.1E-05	1.1E-07	5.2E-05	2.8E-07
Total TAC Emission Estimate			0.35	1.8E-03	0.23	1.2E-03	0.58	3.1E-03

Notes

- g = gram.
- hr = hour.
- lb = pound.
- RBC = risk-based concentration.
- s = second.
- TAC = toxic air contaminant.
- TEU = toxic emission unit.
- ^(a) Emission rate (g/s) = (daily emissions estimate [lb/day]) x (453.592 g/lb) x (day/24 hrs) x (hr/3,600 s)

References

- ⁽¹⁾ Emission estimates obtained from the revised emissions inventory dated March 14, 2024.

**Table 3-7
Model Source Parameters—Point Sources
Hollingsworth & Vose Fiber Company—Corvallis, OR**

Point Sources												
Model ID	Model Source Description	UTM Coordinates ⁽¹⁾ (m)		Emission Rate ⁽²⁾ (g/s)	Discharge Orientation ⁽¹⁾	Base Elevation ⁽³⁾ (m)	Release Height ⁽¹⁾ (m)	Stack Diameter (m)	Exit Velocity (m/s)	Exit Flowrate ^(a) (m ³ /s)	Exit Temperature (K)	
		Easting	Northing									
Significant TEUs												
CFU101	CFU-101	479585.5	4933222.3	1	VERTICAL ⁽¹⁾	71.5	13.7	0.76 ⁽¹⁾	14.5 ⁽¹⁾	6.61	375 ⁽¹⁾	
CFU102	CFU-102	479583.96	4933226.3	1	VERTICAL ⁽¹⁾	71.5	13.7	0.76 ⁽¹⁾	14.5 ⁽¹⁾	6.61	375 ⁽¹⁾	
CFU103	CFU-103	479570.71	4933221.4	1	VERTICAL ⁽¹⁾	71.5	13.7	0.76 ⁽¹⁾	14.5 ⁽¹⁾	6.61	375 ⁽¹⁾	
CFU104	CFU-104	479572.24	4933217.4	1	VERTICAL ⁽¹⁾	71.5	13.7	0.76 ⁽¹⁾	14.5 ⁽¹⁾	6.61	375 ⁽¹⁾	
CFU105	CFU-105	479580.34	4933195.5	1	VERTICAL ⁽¹⁾	71.6	13.7	0.76 ⁽¹⁾	14.5 ⁽¹⁾	6.61	375 ⁽¹⁾	
CFU106	CFU-106	479574.87	4933210.6	1	VERTICAL ⁽¹⁾	71.5	13.7	0.76 ⁽¹⁾	14.5 ⁽¹⁾	6.61	375 ⁽¹⁾	
CFU107	CFU-107	479578.81	4933199.8	1	VERTICAL ⁽¹⁾	71.6	13.7	0.76 ⁽¹⁾	14.5 ⁽¹⁾	6.61	375 ⁽¹⁾	
CFU108	CFU-108	479576.4	4933206.3	1	VERTICAL ⁽¹⁾	71.5	13.7	0.76 ⁽¹⁾	14.5 ⁽¹⁾	6.61	375 ⁽¹⁾	
CFU109	CFU-109	479592.06	4933204.7	1	VERTICAL ⁽¹⁾	71.8	13.7	0.76 ⁽¹⁾	14.5 ⁽¹⁾	6.61	375 ⁽¹⁾	
CFU110	CFU-110	479587.9	4933215.5	1	VERTICAL ⁽¹⁾	71.6	13.7	0.76 ⁽¹⁾	14.5 ⁽¹⁾	6.61	375 ⁽¹⁾	
CFU111	CFU-111	479589.65	4933211.2	1	VERTICAL ⁽¹⁾	71.7	13.7	0.76 ⁽¹⁾	14.5 ⁽¹⁾	6.61	375 ⁽¹⁾	
CFU112	CFU-112	479593.59	4933200.7	1	VERTICAL ⁽¹⁾	71.8	13.7	0.76 ⁽¹⁾	14.5 ⁽¹⁾	6.61	375 ⁽¹⁾	
CFU113	CFU-113	479596.66	4933193.9	1	VERTICAL ⁽¹⁾	71.8	13.7	0.51 ⁽¹⁾	14.6 ⁽¹⁾	2.96	325 ⁽¹⁾	
CFU114	CFU-114	479229.31	4933404.2	1	VERTICAL ⁽¹⁾	68.2	13.7	0.91 ⁽¹⁾	11.9 ⁽¹⁾	7.79	401 ⁽¹⁾	
CFU115	CFU-115	479234.39	4933403.9	1	VERTICAL ⁽¹⁾	68.2	13.7	0.91 ⁽¹⁾	11.9 ⁽¹⁾	7.79	401 ⁽¹⁾	
CFU116	CFU-116	479230.55	4933375.2	1	VERTICAL ⁽¹⁾	67.9	13.7	0.76 ⁽¹⁾	14.5 ⁽¹⁾	6.61	388 ⁽¹⁾	
CFU117	CFU-117	479225.47	4933375.6	1	VERTICAL ⁽¹⁾	67.7	13.7	0.76 ⁽¹⁾	14.5 ⁽¹⁾	6.61	388 ⁽¹⁾	
CFU118	CFU-118	479235.4	4933374.9	1	VERTICAL ⁽¹⁾	68.2	13.7	0.76 ⁽¹⁾	14.5 ⁽¹⁾	6.61	388 ⁽¹⁾	
EGEN1	Line 1 Emergency Generator	479647.09	4933145.3	1	HORIZONTAL ⁽¹⁾	72.2	12.2	0.15 ⁽¹⁾	48.9 ⁽¹⁾	0.89	743 ⁽¹⁾	
EGEN2	Line 2 Emergency Generator	479673.47	4933178.8	1	CAPPED ⁽¹⁾	71.9	2.13	0.20 ⁽¹⁾	27.5 ⁽¹⁾	0.89	705 ⁽¹⁾	
CT1_2	Line 1 and 2 Cooling Tower	479637.76	4933182.7	1	VERTICAL ⁽¹⁾	71.9	7.01	1.83 ⁽¹⁾	17.5 ⁽¹⁾	46.0	Ambient ⁽¹⁾	
CT3A	Line 3 Cooling Tower, Fan A	479649.82	4933182.9	1	VERTICAL ⁽¹⁾	71.8	8.53	1.52 ⁽¹⁾	11.0 ⁽¹⁾	20.1	Ambient ⁽¹⁾	
CT3B	Line 3 Cooling Tower, Fan B	479648.35	4933183	1	VERTICAL ⁽¹⁾	71.8	8.53	1.52 ⁽¹⁾	11.0 ⁽¹⁾	20.1	Ambient ⁽¹⁾	
CT4	Line 4 Cooling Tower	479262.18	4933379.9	1	VERTICAL ⁽¹⁾	67.8	8.53	3.32 ⁽¹⁾	3.29 ⁽¹⁾	28.5	Ambient ⁽¹⁾	
BBBH	Raw Material Handling Area Baghouse	479686.37	4933169.9	1	HORIZONTAL ⁽¹⁾	71.9	9.75	0.54 ⁽¹⁾	2.03 ⁽¹⁾	0.47	Ambient ⁽¹⁾	
Gas Combustion TEUs												
CFU113NG	Forehearth NG Combustion (GP1)	479596.66	4933193.9	1	VERTICAL ⁽¹⁾	71.8	13.7	0.51 ⁽¹⁾	14.6 ⁽¹⁾	2.96	325 ⁽¹⁾	
NG	Non-Production NG Combustion	479215.37	4933433.7	1	CAPPED ⁽⁴⁾	68.2	32.0	0.20 ⁽⁴⁾	2.50 ⁽⁴⁾	0.081	Ambient ⁽⁴⁾	

Notes

- CFU = ceramic filtration unit.
- g = gram.
- GP1 = Glass Plant 1
- GP2 = Glass Plant 2
- K = kelvin.
- m = meter.
- m³ = cubic meters.
- NG = natural gas.
- s = second.
- TEU = toxic emission unit.
- UTM = universal transverse mercator.
- ^(a) Exit flowrate (m³/s) = (π/4) x (stack diameter [m])² x (exit velocity [m/s])

References

- ⁽¹⁾ Value based on information provided by Hollingsworth & Vose Fiber Company.
- ⁽²⁾ Dispersion model was executed using unit-emission rates.
- ⁽³⁾ Base elevation derived from the US Geological Survey National Elevation Dataset downloaded and processed using AERMET.
- ⁽⁴⁾ Actual release parameters for the air handling units gas combustion exhaust are unknown. Conservative release parameters were used in place of actual.

**Table 3-8
Model Source Parameters—Volume Sources
Hollingsworth & Vose Fiber Company—Corvallis, OR**

Volume Sources									
Model ID	Model Source Description	UTM Coordinates ⁽¹⁾ (m)		Emission Rate ⁽²⁾ (g/s)	Base Elevation ⁽³⁾ (m)	Release Height (m)	Length of Side (m)	Initial Lateral Dimension ^(a) (m)	Initial Vertical Dimension (m)
		Easting	Northing						
Significant TEUs									
SILO1	GP1 CFU Bulking Agent Storage Silo	479597.15	4933179.1	1	71.9	12.8 ⁽¹⁾	0.20 ⁽⁵⁾	0.047	0.071 ^(b)
SILO2	GP2 CFU Bulking Agent Storage Silo	479241.49	4933427.5	1	67.7	12.8 ⁽¹⁾	0.20 ⁽⁵⁾	0.047	0.071 ^(b)
BHBH	Waste and Off-spec RM Baghouse	479687.08	4933165.8	1	72.0	3.20 ⁽¹⁾	0.23 ⁽⁵⁾	0.052	0.50 ^(b)
PAINT	Shipping and Receiving Spray Paint Usage	479676.85	4933186.2	1	71.9	1.00 ⁽⁷⁾	1.00 ⁽⁷⁾	0.23	0.23 ^(b)
SSF01	Super Sack Filter for CFU101	479590.96	4933224.2	1	71.6	2.13 ⁽¹⁾	0.13 ⁽⁵⁾	0.030	0.50 ^(b)
SSF02	Super Sack Filter for CFU102	479590.19	4933227	1	71.6	2.13 ⁽¹⁾	0.13 ⁽⁵⁾	0.030	0.50 ^(b)
SSF03	Super Sack Filter for CFU103	479556.58	4933216.1	1	71.4	2.13 ⁽¹⁾	0.13 ⁽⁵⁾	0.030	0.50 ^(b)
SSF04	Super Sack Filter for CFU104	479557.64	4933213.2	1	71.4	2.13 ⁽¹⁾	0.13 ⁽⁵⁾	0.030	0.50 ^(b)
SSF05	Super Sack Filter for CFU105	479565.42	4933192.3	1	71.6	2.13 ⁽¹⁾	0.13 ⁽⁵⁾	0.030	0.50 ^(b)
SSF06	Super Sack Filter for CFU106	479560.53	4933205.6	1	71.4	2.13 ⁽¹⁾	0.13 ⁽⁵⁾	0.030	0.50 ^(b)
SSF07	Super Sack Filter for CFU107	479564.39	4933195.1	1	71.5	2.13 ⁽¹⁾	0.13 ⁽⁵⁾	0.030	0.50 ^(b)
SSF08	Super Sack Filter for CFU108	479561.69	4933202.7	1	71.5	2.13 ⁽¹⁾	0.13 ⁽⁵⁾	0.030	0.50 ^(b)
SSF09	Super Sack Filter for CFU109	479597.82	4933205.9	1	72.0	2.13 ⁽¹⁾	0.13 ⁽⁵⁾	0.030	0.50 ^(b)
SSF10	Super Sack Filter for CFU110	479594.07	4933216.4	1	71.6	2.13 ⁽¹⁾	0.13 ⁽⁵⁾	0.030	0.50 ^(b)
SSF11	Super Sack Filter for CFU111	479595.08	4933213.6	1	71.7	2.13 ⁽¹⁾	0.13 ⁽⁵⁾	0.030	0.50 ^(b)
SSF12	Super Sack Filter for CFU112	479598.84	4933202.9	1	72.0	2.13 ⁽¹⁾	0.13 ⁽⁵⁾	0.030	0.50 ^(b)
SSF13	Super Sack Filter for CFU113	479601.54	4933195.3	1	71.9	2.13 ⁽¹⁾	0.13 ⁽⁵⁾	0.030	0.50 ^(b)
SSF14	Super Sack Filter for CFU114	479231.06	4933410.3	1	68.3	2.13 ⁽¹⁾	0.13 ⁽⁵⁾	0.030	0.50 ^(b)
SSF15	Super Sack Filter for CFU115	479234.24	4933410.1	1	68.4	2.13 ⁽¹⁾	0.13 ⁽⁵⁾	0.030	0.50 ^(b)
SSF16	Super Sack Filter for CFU116	479234.48	4933381.1	1	68.0	2.13 ⁽¹⁾	0.13 ⁽⁵⁾	0.030	0.50 ^(b)
SSF17	Super Sack Filter for CFU117	479229.21	4933389.1	1	68.0	2.13 ⁽¹⁾	0.13 ⁽⁵⁾	0.030	0.50 ^(b)
SSF18	Super Sack Filter for CFU118	479231.98	4933388.9	1	68.1	2.13 ⁽¹⁾	0.13 ⁽⁵⁾	0.030	0.50 ^(b)
GP1_A	GP1 Fugitives, North	479653.22	4933166.7	1	72.0	6.71 ⁽⁸⁾	7.62 ⁽⁸⁾	1.77	6.24 ^(c)
GP1_B	GP1 Fugitives, South	479653.26	4933156.8	1	72.0	6.71 ⁽⁸⁾	7.62 ⁽⁸⁾	1.77	6.24 ^(c)

Notes

UTM = universal transverse mercator.

^(a) Initial lateral dimension (m) = (length of side [m]) / (4.3); see Reference (4).

^(b) Initial vertical dimension (m) = (vertical dimension of source [m]) / (4.3); see Reference (6).

^(c) Initial vertical dimension (m) = (building height [m]) / (2.15); see Reference (4).

References
⁽¹⁾ Information provided by Hollingsworth & Vose Fiber Company.

⁽²⁾ Dispersion model was executed using unit-emission rates.

⁽³⁾ Base elevation derived from the US Geological Survey National Elevation Dataset downloaded and processed using AERMET.

⁽⁴⁾ See "User's Guide for the AMS/EPA Regulatory Model (AERMOD)," EPA-454/B-18-001 dated April 2018. See Table 3-2. Assumes elevated source on or adjacent to a building. Building and downwash structure heights presented in Table 4-7, Summary of Downwash Structure Heights.

⁽⁵⁾ Engineering judgement based on equipment size.

⁽⁶⁾ See "User's Guide for the AMS/EPA Regulatory Model (AERMOD)," EPA-454/B-18-001 dated April 2018. See Table 3-2. Elevated source not on or adjacent to a building.

⁽⁷⁾ Engineering judgement based on typical application methods.

⁽⁸⁾ Engineering judgement based on GP1 building dimensions.

Table 4-3
Assessment of Missing Meteorological Data
Hollingsworth & Vose Fiber Company—Corvallis, OR

Quarter ⁽¹⁾	Meteorological Data Assessment for Modeling Period		
	Total Hours	Missing Hours ⁽¹⁾	Available Hours ^(a) (%)
Q1 (2017)	2,160 ⁽¹⁾	3	99.9%
Q2 (2017)	2,184 ⁽¹⁾	24	98.9%
Q3 (2017)	2,208 ⁽¹⁾	16	99.3%
Q4 (2017)	2,208 ⁽¹⁾	0	100%

Notes

Q1 = quarter 1.

Q2 = quarter 2.

Q3= quarter 3.

Q4 = quarter 4.

^(a) Available hours (%) = $(1 - \{\{\text{missing hours}\} / \{\text{total hours}\}\}) \times (100\%)$

References

⁽¹⁾ The number of missing hours was determined by generating a Surface QA Excel file generated by AERMET Version 23132.

⁽²⁾ Meteorological data obtained from the facility's on-site meteorological station.

Table 4-4
AERSURFACE Settings
Hollingsworth & Vose Fiber Company—Corvallis, OR

Parameter	Setting
Study radius for surface roughness	1.0 kilometer
Are the surface data collected at an airport?	No
Should continuous snow cover be assumed?	No
Is this an arid region?	No
Number of sectors	12
Months assumed to constitute "winter"	December, January, and February
Months assumed to constitute "spring"	March, April, and May
Months assumed to constitute "summer"	June, July, and August
Months assumed to constitute "autumn"	September, October, and November
Period for land use calculations	Monthly

© 2024 Maul Foster & Alongi, Inc. All Rights Reserved.

**Table 4-5
Surface Soil Moisture Condition Assessment
Hollingsworth & Vose Fiber Company—Corvallis, OR**

30-Year Climate Precipitation Data ⁽¹⁾	Annual Precipitation (in)
Average Annual Precipitation ⁽²⁾	42.5
Lower: 30th Percentile Annual Precipitation ⁽³⁾	35.7
Upper: 70th Percentile Annual Precipitation ⁽⁴⁾	47.8
Total Measured Precipitation for the Modeling Period (2017)	
2017 Total Precipitation ⁽⁵⁾	53.6
Climatic Significance ⁽⁶⁾	Above 70th Percentile
Calendar Year Soil Moisture (in) ⁽⁷⁾	WET

References

- ⁽¹⁾ Climatological data obtained from the Western Regional Climate Center for the Corvallis, OR (ID: 351862). Data represent the 30-year period between January 1988 and December 2017.
- ⁽²⁾ Represents average annual precipitation during the 30-year climatological period.
- ⁽³⁾ Represents upper limit of the 30th percentile annual precipitation during 30-year climatological period.
- ⁽⁴⁾ Represents lower limit of the 70th percentile annual precipitation during 30-year climatological period.
- ⁽⁵⁾ Represents model period (January 1, 2017 - December 31, 2017).
- ⁽⁶⁾ Climatic significance represents annual precipitation compared to 30-year climatological period.
- ⁽⁷⁾ Surface moisture conditions correspond to DRY, AVERAGE or WET soil content determined by comparing annual precipitation to 30-year climatological period. This method is consistent with the methodology set forth in the current version of the EPA AERSURFACE User's Guide dated February 2020.

Table 4-6
Summary of Downwash Structure Heights
Hollingsworth & Vose Fiber Company—Corvallis, OR

Downwash Structure Model ID	Base Elevation ⁽¹⁾		Number of Building Tiers	Tier Height ⁽²⁾	
	(ft)	(m)		(ft)	(m)
BLD_1	236.7	72.14	1	25.2	7.68
BLD_2	236.6	72.12	3	25.2	7.68
				36.0	10.97
				44.0	13.41
BLD_3	235.8	71.87	1	14.2	4.33
BLD_4	235.5	71.79	1	11.3	3.44
BLD_5	235.2	71.70	1	26.0	7.92
BLD_6	234.2	71.38	1	10.3	3.14
BLD_7	232.0	70.71	4	16.4	5.00
				17.0	5.18
				32.7	9.97
				39.3	11.98
BLD_8	232.1	70.74	1	29.7	9.05
BLD_9	230.6	70.28	1	21.0	6.40
BLD_10	225.1	68.60	1	21.0	6.40
BLD_11	228.2	69.55	1	19.7	6.00
BLD_12	224.6	68.47	1	13.7	4.18
BLD_13	224.0	68.26	1	29.3	8.93
BLD_14	225.1	68.60	1	22.1	6.74
BLD_15	224.5	68.44	1	29.9	9.11
BLD_16	223.5	68.11	2	14.4	4.39
				25.3	7.71
BLD_17	220.7	67.27	1	10.0	3.05
BLD_19	223.1	68.01	1	10.3	3.14
				20.8	6.34
				30.8	9.39
				45.0	13.72
BLD_22	233.2	71.09	1	26.2	8.00
CFU103	234.2	71.38	1	38.0	11.58
CFU102	234.9	71.61	1	38.0	11.58
CFU101	234.9	71.59	1	38.0	11.58
CFU104	234.3	71.40	1	38.0	11.58
CFU105	234.9	71.60	1	38.0	11.58
CFU107	234.7	71.53	1	38.0	11.58
CFU108	234.5	71.48	1	38.0	11.58
CFU106	234.4	71.46	1	38.0	11.58
CFU110	235.1	71.67	1	38.0	11.58
CFU111	235.3	71.72	1	38.0	11.58
CFU109	236.1	71.97	1	38.0	11.58
CFU112	236.1	71.95	1	38.0	11.58
BLD_18-1	223.4	68.09	1	28.0	8.53
BLD_18-2	222.3	67.77	1	31.7	9.66
BLD_18-3	221.9	67.62	1	28.0	8.53
BLD_18-4	222.5	67.82	1	22.0	6.71
BLD_18-5	223.4	68.09	1	27.8	8.47
CFU114	223.7	68.18	1	38.0	11.58
CFU115	223.8	68.21	1	38.0	11.58
CFU117	223.4	68.09	1	38.0	11.58
CFU118	223.8	68.20	1	38.0	11.58
CFU116	223.3	68.06	1	38.0	11.58
CFU113	235.5	71.79	1	38.0	11.58
EGENGP1	236.3	72.01	1	7.0	2.13
BLD_44	234.9	71.60	1	15.0	4.57
BLD_45	234.4	71.45	1	15.0	4.57
BLD_46	233.9	71.30	1	17.0	5.18
BLD_47	231.6	70.59	1	20.0	6.10

Notes

ft = feet.
m = meter.

References

- ⁽¹⁾ Base elevation derived from 1/3-arc second United States Geological Survey National Elevation Data processed using AERMAP.
- ⁽²⁾ Information provided by Hollingsworth & Vose Fiber Company or obtained from Google Earth. Value represents the height above base elevation.

**Table 5-1
Summary Of Statewide Zoning And Exposure Type Categorization
Hollingsworth & Vose Fiber Company—Corvallis, OR**

Oregon Statewide Zoning Descriptions ⁽¹⁾	Corresponding Exposure Type Classification	Risk Assessments To Be Performed
Beaches and Dunes	Acute-only	Acute Noncancer
Coastal Estuarine	Acute-only	Acute Noncancer
Coastal Shorelands	Acute-only	Acute Noncancer
Combo equal emphasis	Acute-only	Acute Noncancer
Combo with priority emphasis	Acute-only	Acute Noncancer
Commercial - Central	Non-Residential Worker or Child (if applicable)	Cancer, Chronic and Acute Noncancer
Commercial - General	Non-Residential Worker or Child (if applicable)	Cancer, Chronic and Acute Noncancer
Commercial - Neighborhood	Non-Residential Worker or Child (if applicable)	Cancer, Chronic and Acute Noncancer
Commercial - Office	Non-Residential Worker or Child (if applicable)	Cancer, Chronic and Acute Noncancer
Exclusive Farm Use 160+	Residential for structure, Non-Residential Worker for property	Cancer, Chronic and Acute Noncancer
Exclusive Farm Use 20+	Residential for structure, Non-Residential Worker for property	Cancer, Chronic and Acute Noncancer
Exclusive Farm Use 40+	Residential for structure, Non-Residential Worker for property	Cancer, Chronic and Acute Noncancer
Exclusive Farm Use 80	Residential for structure, Non-Residential Worker for property	Cancer, Chronic and Acute Noncancer
Federal Forest	Acute-only	Acute Noncancer
Federal Range	Acute-only	Acute Noncancer
Forest	Acute-only	Acute Noncancer
Future Urban Development	Residential	Cancer, Chronic and Acute Noncancer
High-density Res.	Residential	Cancer, Chronic and Acute Noncancer
Indian reservation/tribal trust	Residential	Cancer, Chronic and Acute Noncancer
Industrial - Heavy	Non-Residential Worker	Cancer, Chronic and Acute Noncancer
Industrial - Light	Non-Residential Worker	Cancer, Chronic and Acute Noncancer
Industrial Campus	Non-Residential Worker	Cancer, Chronic and Acute Noncancer
Industrial Office	Non-Residential Worker	Cancer, Chronic and Acute Noncancer
Low-density Res.	Residential	Cancer, Chronic and Acute Noncancer
Marginal Farm Land 10+	Non-Residential Worker	Cancer, Chronic and Acute Noncancer
Medium High-density Res.	Residential	Cancer, Chronic and Acute Noncancer
Medium Low-density Res.	Residential	Cancer, Chronic and Acute Noncancer
Medium-density Res.	Residential	Cancer, Chronic and Acute Noncancer
Mineral and Aggregate	Non-Residential Worker	Cancer, Chronic and Acute Noncancer
Mixed Farm-Forest 160+	Residential for structure, Non-Residential Worker for property	Cancer, Chronic and Acute Noncancer
Mixed Farm-Forest 20	Residential for structure, Non-Residential Worker for property	Cancer, Chronic and Acute Noncancer
Mixed Farm-Forest 40	Residential for structure, Non-Residential Worker for property	Cancer, Chronic and Acute Noncancer
Mixed Farm-Forest 80	Residential for structure, Non-Residential Worker for property	Cancer, Chronic and Acute Noncancer
Mixed-Use Com. & Res. Extremely High	Residential	Cancer, Chronic and Acute Noncancer
Mixed-Use Com. & Res. High	Residential	Cancer, Chronic and Acute Noncancer
Mixed-Use Com. & Res. Low	Residential	Cancer, Chronic and Acute Noncancer
Mixed-Use Com. & Res. Med-high	Residential	Cancer, Chronic and Acute Noncancer
Mixed-Use Com. & Res. Medium	Residential	Cancer, Chronic and Acute Noncancer
Mixed-Use Com. & Res. V.High	Residential	Cancer, Chronic and Acute Noncancer
No Data	Acute-only	Acute Noncancer
Open Space/Conservation	Acute-only	Acute Noncancer
Other	Acute-only	Acute Noncancer
Parks & Open Space	Acute-only	Acute Noncancer
Prime Forest 80	Acute-only	Acute Noncancer
Public & semi-public Uses	Non-Residential Worker or Child (if applicable)	Cancer, Chronic and Acute Noncancer
Public Facilities	Non-Residential Worker or Child (if applicable)	Cancer, Chronic and Acute Noncancer
Rural Commercial	Non-Residential Worker	Cancer, Chronic and Acute Noncancer
Rural Industrial	Non-Residential Worker	Cancer, Chronic and Acute Noncancer
Rural Residential 1 acre	Residential	Cancer, Chronic and Acute Noncancer
Rural Residential 10 acres	Residential	Cancer, Chronic and Acute Noncancer
Rural Residential 2-4 acres	Residential	Cancer, Chronic and Acute Noncancer
Rural Residential 5 acres	Residential	Cancer, Chronic and Acute Noncancer
Secondary Forest 80	Acute-only	Acute Noncancer
UC Rural Commercial	Non-Residential Worker	Cancer, Chronic and Acute Noncancer
UC Rural Industrial	Non-Residential Worker	Cancer, Chronic and Acute Noncancer
Very High-density Res.	Residential	Cancer, Chronic and Acute Noncancer
Very Low-density Res.	Residential	Cancer, Chronic and Acute Noncancer

Reference

⁽¹⁾ Oregon statewide zoning descriptions obtained from the Department of Land Conservation and Development statewide zoning dataset.

**Table 5-2
Applicable RBCs—Significant TEUs
Hollingsworth & Vose Fiber Company—Corvallis, OR**

TAC	CAS/DEQ ID	RBC? (Yes/No)	Noncancer TBACT RAL ⁽¹⁾	Risk-Based Concentration ⁽¹⁾ (ug/m ³)						
				Residential Chronic		Nonresidential Chronic				Acute
				Cancer	Noncancer	Child Cancer	Child Noncancer	Worker Cancer	Worker Noncancer	Noncancer
METALS										
Aluminum	7429-90-5	Yes	HI5	--	5	--	22	--	22	--
Antimony	7440-36-0	Yes	HI3	--	0.3	--	1.3	--	1.3	1
Arsenic	7440-38-2	Yes	HI3	0.000024	0.00017	0.0013	0.0024	0.00062	0.0024	0.2
Cadmium	7440-43-9	Yes	HI3	0.00056	0.005	0.014	0.037	0.0067	0.037	0.03
Chromium VI	18540-29-9	Yes	HI3	0.000031	0.083	0.00052	0.88	0.001	0.88	0.3
Cobalt	7440-48-4	Yes	HI3	--	0.1	--	0.44	--	0.44	--
Copper	7440-50-8	Yes	HI3	--	--	--	--	--	--	100
Lead	7439-92-1	Yes	HI3	--	0.15	--	0.66	--	0.66	0.15
Manganese	7439-96-5	Yes	HI3	--	0.09	--	0.4	--	0.4	0.3
Mercury	7439-97-6	Yes	HI3	--	0.077	--	0.63	--	0.63	0.6
Nickel	7440-02-0	Yes	HI3	0.0038	0.014	0.1	0.062	0.046	0.062	0.2
Selenium	7782-49-2	Yes	HI3	--	--	--	--	--	--	2
Vanadium	7440-62-2	Yes	HI3	--	0.1	--	0.44	--	0.44	0.8
INORGANIC COMPOUNDS										
Ammonia	7664-41-7	Yes	HI3	--	500	--	2,200	--	2,200	1,200
Carbon disulfide	75-15-0	Yes	HI3	--	800	--	3,500	--	3,500	6,200
Fluorides	239	Yes	HI3	--	2.3	--	20	--	20	240
Hydrogen Fluoride	7664-39-3	Yes	HI3	--	2.1	--	19	--	19	16
Hydrochloric Acid	7647-01-0	Yes	HI3	--	20	--	88	--	88	2,100
Phosphoric Acid	7664-38-2	Yes	HI3	--	10	--	44	--	44	--
Silica, Crystalline	7631-86-9	Yes	HI5	--	3	--	13	--	13	--
Sulfuric Acid	7664-93-9	Yes	HI5	--	1	--	4.4	--	4.4	120
ORGANIC COMPOUNDS										
Acetaldehyde	75-07-0	Yes	HI3	0.45	140	12	620	5.5	620	470
Acetone	67-64-1	Yes	HI3	--	31,000	--	140,000	--	140,000	62,000
Acrolein	107-02-8	Yes	HI5	--	0.35	--	1.5	--	1.5	6.9
Benzene	71-43-2	Yes	HI3	0.13	3	3.3	13	1.5	13	29
1,3-Butadiene	106-99-0	Yes	HI3	0.033	2	0.86	8.8	0.4	8.8	660
Cyclohexane	110-82-7	Yes	HI3	--	6,000	--	26,000	--	26,000	--
Ethylbenzene	100-41-4	Yes	HI3	0.4	260	10	1,100	4.8	1,100	22,000
Chloroethane	75-00-3	Yes	HI3	--	30,000	--	130,000	--	130,000	40,000
Formaldehyde	50-00-0	Yes	HI3	0.17	9	4.3	40	2	40	49
Hexane	110-54-3	Yes	HI3	--	700	--	3,100	--	3,100	--
Chloromethane	74-87-3	Yes	HI3	--	90	--	400	--	400	1,000
2-Butanone	78-93-3	Yes	HI3	--	5,000	--	22,000	--	22,000	5,000
Methyl isobutyl ketone	108-10-1	Yes	HI3	--	3,000	--	13,000	--	13,000	--
1,2,4-Trimethylbenzene	95-63-6	Yes	HI3	--	60	--	260	--	260	--
Toluene	108-88-3	Yes	HI3	--	5,000	--	22,000	--	22,000	7,500
Xylenes (mixed isomers)	1330-20-7	Yes	HI3	--	220	--	970	--	970	8,700
o-Xylene	95-47-6	Yes	HI3	--	220	--	970	--	970	8,700
POLYCYCLIC AROMATIC HYDROCARBONS (PAH)										
PAHs	401	Yes	--	0.000043	--	0.0016	--	0.003	--	--
Benzo[a]pyrene	50-32-8	Yes	HI3	0.000043	0.002	0.0016	0.0088	0.003	0.0088	0.002
Naphthalene	91-20-3	Yes	HI3	0.029	3.7	0.76	16	0.35	16	200
DIESEL PARTICULATE MATTER (DPM)										
DPM	200	Yes	HI3	0.1	5	2.6	22	1.2	22	--

Notes

m³ = cubic feet.

RAL = risk action level.

RBC = risk-based concentration.

TBACT = toxics best available control technology.

TAC = toxic air contaminant.

ug = micrograms.

References

⁽¹⁾ See Oregon Administrative Rule 340-245-8010 Table 2.

**Table 5-3
Applicable RBCs—Gas Combustion TEU
Hollingsworth & Vose Fiber Company—Corvallis, OR**

TAC	CAS/DEQ ID	RBC? (Yes/No)	Noncancer TBACT RAL ⁽¹⁾	Risk-Based Concentration ⁽¹⁾ (ug/m ³)						
				Residential Chronic		Nonresidential Chronic				Acute
				Cancer	Noncancer	Child Cancer	Child Noncancer	Worker Cancer	Worker Noncancer	Noncancer
METALS										
Arsenic	7440-38-2	Yes	HI3	0.000024	0.00017	0.0013	0.0024	0.00062	0.0024	0.2
Beryllium	7440-41-7	Yes	HI3	0.00042	0.007	0.011	0.031	0.005	0.031	0.02
Cadmium	7440-43-9	Yes	HI3	0.00056	0.005	0.014	0.037	0.0067	0.037	0.03
Chromium VI	18540-29-9	Yes	HI3	0.000031	0.083	0.00052	0.88	0.001	0.88	0.3
Cobalt	7440-48-4	Yes	HI3	--	0.1	--	0.44	--	0.44	--
Copper	7440-50-8	Yes	HI3	--	--	--	--	--	--	100
Lead	7439-92-1	Yes	HI3	--	0.15	--	0.66	--	0.66	0.15
Manganese	7439-96-5	Yes	HI3	--	0.09	--	0.4	--	0.4	0.3
Mercury	7439-97-6	Yes	HI3	--	0.077	--	0.63	--	0.63	0.6
Nickel	7440-02-0	Yes	HI3	0.0038	0.014	0.1	0.062	0.046	0.062	0.2
Selenium	7782-49-2	Yes	HI3	--	--	--	--	--	--	2
Vanadium	7440-62-2	Yes	HI3	--	0.1	--	0.44	--	0.44	0.8
INORGANIC COMPOUNDS										
Ammonia	7664-41-7	Yes	HI3	--	500	--	2,200	--	2,200	1,200
ORGANIC COMPOUNDS										
Acetaldehyde	75-07-0	Yes	HI3	0.45	140	12	620	5.5	620	470
Acrolein	107-02-8	Yes	HI5	--	0.35	--	1.5	--	1.5	6.9
Benzene	71-43-2	Yes	HI3	0.13	3	3.3	13	1.5	13	29
Ethylbenzene	100-41-4	Yes	HI3	0.4	260	10	1,100	4.8	1,100	22,000
Formaldehyde	50-00-0	Yes	HI3	0.17	9	4.3	40	2	40	49
Hexane	110-54-3	Yes	HI3	--	700	--	3,100	--	3,100	--
Toluene	108-88-3	Yes	HI3	--	5,000	--	22,000	--	22,000	7,500
Xylenes (mixed isomers)	1330-20-7	Yes	HI3	--	220	--	970	--	970	8,700
POLYCYCLIC AROMATIC HYDROCARBONS (PAH)										
PAHs	401	Yes	--	0.000043	--	0.0016	--	0.003	--	--
Benzo[a]pyrene	50-32-8	Yes	HI3	0.000043	0.002	0.0016	0.0088	0.003	0.0088	0.002
Naphthalene	91-20-3	Yes	HI3	0.029	3.7	0.76	16	0.35	16	200

Notes

m³ = cubic feet.
 RAL = risk action level.
 RBC = risk-based concentration.
 TBACT = toxics best available control technology.
 TAC = toxic air contaminant.
 ug = micrograms.

References

⁽¹⁾ See Oregon Administrative Rule 340-245-8010 Table 2.

Table 6-3
Production Scenario 1—Maximum Predicted Risk Exposure Location Per TEU
Hollingsworth & Vose Fiber Company—Corvallis, OR

Modeled TEU	Cancer						Chronic Noncancer						Acute Noncancer	
	Residential		Child		Worker		Residential		Child		Worker		Exposure Location ⁽¹⁾ (Location of Maximum Risk)	Dispersion Factor (ug/m ³ /[g/s])
	Exposure Location ⁽¹⁾ (Location of Maximum Risk)	Dispersion Factor (ug/m ³ /[g/s])	Exposure Location ⁽¹⁾ (Location of Maximum Risk)	Dispersion Factor (ug/m ³ /[g/s])	Exposure Location ⁽¹⁾ (Location of Maximum Risk)	Dispersion Factor (ug/m ³ /[g/s])	Exposure Location ⁽¹⁾ (Location of Maximum Risk)	Dispersion Factor (ug/m ³ /[g/s])	Exposure Location ⁽¹⁾ (Location of Maximum Risk)	Dispersion Factor (ug/m ³ /[g/s])	Exposure Location ⁽¹⁾ (Location of Maximum Risk)	Dispersion Factor (ug/m ³ /[g/s])		
PRODUCTION SCENARIO 1—SIGNIFICANT TEUs														
CFU101	1,136	2.51	2	0.21	10,103	2.14	1,220	0.37	2	0.21	10,103	2.14	10,240	10.59
CFU102	1,136	2.40	2	0.21	10,103	2.0	1,220	0.32	2	0.21	10,103	2.0	10,240	7.61
CFU103	1,136	2.37	2	0.21	10,103	2.4	1,220	0.20	2	0.21	10,103	2.4	10,240	3.00
CFU104	1,136	2.49	2	0.21	10,103	2.4	1,220	0.23	2	0.21	10,103	2.4	10,240	3.45
CFU105	1,136	2.83	2	0.21	10,103	2.5	1,220	0.63	2	0.21	10,103	2.5	10,240	12.02
CFU106	1,136	2.67	2	0.21	10,103	2.5	1,220	0.31	2	0.21	10,103	2.5	10,240	3.74
CFU107	1,136	2.81	2	0.21	10,103	2.2	1,220	0.51	2	0.21	10,103	2.2	10,240	9.72
CFU108	1,136	2.75	2	0.21	10,103	2.4	1,220	0.37	2	0.21	10,103	2.4	10,240	8.02
CFU109	1,136	2.80	2	0.21	10,103	3.2	1,220	0.77	2	0.21	10,103	3.2	10,240	50.16
CFU110	1,136	2.66	2	0.21	10,103	2.4	1,220	0.50	2	0.21	10,103	2.4	10,240	9.59
CFU111	1,136	2.73	2	0.21	10,103	2.6	1,220	0.59	2	0.21	10,103	2.6	10,240	21.25
CFU112	1,136	2.83	2	0.20	10,103	3.2	1,220	0.89	2	0.20	10,103	3.2	10,240	41.14
CFU116	1,136	0.48	2	0.43	10,103	1.5	1,220	0.29	2	0.43	10,103	1.5	10,240	14.27
CFU117	1,136	0.51	2	0.43	10,103	1.5	1,220	0.30	2	0.43	10,103	1.5	10,240	16.09
CFU118	1,136	0.45	2	0.43	10,103	1.5	1,220	0.27	2	0.43	10,103	1.5	10,240	13.70
CFU114	1,136	0.22	2	0.38	10,103	1.0	1,220	0.15	2	0.38	10,103	1.0	10,240	12.75
CFU115	1,136	0.16	2	0.37	10,103	0.6	1,220	0.12	2	0.37	10,103	0.6	10,240	7.66
CFU113	1,136	6.80	2	0.45	10,103	12.9	1,220	3.05	2	0.45	10,103	12.9	10,240	29.53
SSF01	1,136	178.69	2	15.26	10,103	189.7	1,220	165.14	2	15.26	10,103	189.7	10,240	6044.54
SSF02	1,136	178.74	2	15.34	10,103	182.9	1,220	160.51	2	15.34	10,103	182.9	10,240	6689.65
SSF05	1,136	242.70	2	14.91	10,103	173.8	1,220	275.90	2	14.91	10,103	173.8	10,240	2332.44
SSF16	1,136	49.29	2	34.58	10,103	33.8	1,220	34.70	2	34.58	10,103	33.8	10,240	419.45
SSF17	1,136	46.88	2	35.37	10,103	32.5	1,220	33.35	2	35.37	10,103	32.5	10,240	406.23
SSF18	1,136	47.48	2	35.40	10,103	32.8	1,220	33.79	2	35.40	10,103	32.8	10,240	412.49
SSF03	1,136	263.70	2	15.65	10,103	169.2	1,220	202.55	2	15.65	10,103	169.2	10,240	1859.28
SSF04	1,136	263.45	2	15.58	10,103	171.4	1,220	208.65	2	15.58	10,103	171.4	10,240	2221.89
SSF06	1,136	259.10	2	15.35	10,103	175.0	1,220	227.85	2	15.35	10,103	175.0	10,240	2812.85
SSF07	1,136	247.22	2	15.02	10,103	174.9	1,220	264.77	2	15.02	10,103	174.9	10,240	2433.11
SSF08	1,136	255.27	2	15.24	10,103	175.2	1,220	234.87	2	15.24	10,103	175.2	10,240	2812.61
SSF09	1,136	166.83	2	14.48	10,103	227.3	1,220	193.34	2	14.48	10,103	227.3	10,240	3175.81
SSF10	1,136	175.85	2	15.00	10,103	209.2	1,220	179.28	2	15.00	10,103	209.2	10,240	4237.98
SSF11	1,136	173.59	2	14.87	10,103	214.7	1,220	182.84	2	14.87	10,103	214.7	10,240	3724.03

**Table 6-3
Production Scenario 1—Maximum Predicted Risk Exposure Location Per TEU
Hollingsworth & Vose Fiber Company—Corvallis, OR**

Modeled TEU	Cancer						Chronic Noncancer						Acute Noncancer	
	Residential		Child		Worker		Residential		Child		Worker		Exposure Location ⁽¹⁾ (Location of Maximum Risk)	Dispersion Factor (ug/m ³ /[g/s])
	Exposure Location ⁽¹⁾ (Location of Maximum Risk)	Dispersion Factor (ug/m ³ /[g/s])	Exposure Location ⁽¹⁾ (Location of Maximum Risk)	Dispersion Factor (ug/m ³ /[g/s])	Exposure Location ⁽¹⁾ (Location of Maximum Risk)	Dispersion Factor (ug/m ³ /[g/s])	Exposure Location ⁽¹⁾ (Location of Maximum Risk)	Dispersion Factor (ug/m ³ /[g/s])	Exposure Location ⁽¹⁾ (Location of Maximum Risk)	Dispersion Factor (ug/m ³ /[g/s])				
PRODUCTION SCENARIO 1—SIGNIFICANT TEUs														
SSF12	1,136	166.28	2	14.44	10,103	233.1	1,220	201.67	2	14.44	10,103	233.1	10,240	3061.69
SSF14	1,136	43.50	2	37.39	10,103	30.0	1,220	31.70	2	37.39	10,103	30.0	10,240	362.13
SSF15	1,136	43.87	2	37.27	10,103	30.1	1,220	31.94	2	37.27	10,103	30.1	10,240	361.86
SSF13	1,136	164.15	2	14.32	10,103	243.5	1,220	221.53	2	14.32	10,103	243.5	10,240	2776.80
SILO1	1,136	22.89	2	1.94	10,103	26.5	1,220	29.90	2	1.94	10,103	26.5	10,240	192.84
SILO2	1,136	0.95	2	4.36	10,103	2.6	1,220	0.71	2	4.36	10,103	2.6	10,240	40.93
BBBH	1,136	21.23	2	5.18	10,103	118.4	1,220	31.15	2	5.18	10,103	118.4	10,240	454.16
GP1_A	1,136	48.80	2	9.62	10,103	205.6	1,220	72.38	2	9.62	10,103	205.6	10,240	583.99
GP1_B	1,136	48.25	2	9.53	10,103	177.6	1,220	74.03	2	9.53	10,103	177.6	10,240	543.11
BHBH	1,136	65.29	2	12.36	10,103	531.3	1,220	89.73	2	12.36	10,103	531.3	10,240	565.40
CT1_2	1,136	14.12	2	5.91	10,103	37.5	1,220	16.79	2	5.91	10,103	37.5	10,240	448.78
CT3A	1,136	12.35	2	4.09	10,103	38.5	1,220	14.54	2	4.09	10,103	38.5	10,240	315.71
CT3B	1,136	12.43	2	4.09	10,103	36.6	1,220	14.67	2	4.09	10,103	36.6	10,240	191.52
CT4	1,136	3.27	2	10.50	10,103	8.1	1,220	2.47	2	10.50	10,103	8.1	10,240	115.08
PAINT	1,136	127.63	2	13.85	10,103	1298.1	1,220	190.52	2	13.85	10,103	1298.1	10,240	2160.94
EGEN1	1,136	7.55	2	0.57	10,103	16.8	1,220	10.80	2	0.57	10,103	16.8	10,240	48.47
EGEN2	1,136	8.81	2	2.96	10,103	33.1	1,220	15.55	2	2.96	10,103	33.1	10,240	188.20
PRODUCTION SCENARIO 1—GAS COMBUSTION TEUs														
CFU113NG	10,213	0.90	2	0.45	10,215	0.91	10,213	0.90	2	0.45	10,215	0.91	10,121	7.20
NG	10,213	10.58	2	1.31	10,215	11.0	10,213	10.58	2	1.31	10,215	11.0	10,121	88.41

Notes

g = gram; m³ = cubic meter; m = meter; s = second; TEU = toxic emission unit; ug = micrograms; UTM = universal transverse mercator.

References

(1) Exposure location represents the highest predicted cumulative cancer or noncancer risk at following receptor ID and coordinates in the unit emission rate dispersion model:

Receptor ID	UTM X (m)	UTM Y (m)
2	479,156.75	4,934,053
1,136	479,462.91	4,933,191
1,220	479,512.91	4,933,141
10,103	479,714.19	4,933,169
10,121	479,129.48	4,933,472
10,213	479,111.28	4,933,474
10,215	479,077.58	4,933,430
10,240	479,591.38	4,933,252

**Table 6-4
Production Scenario 1—L3RA Results for Significant TEUs-Cancer Assessment
Hollingsworth & Vose Fiber Company—Corvallis, OR**

Toxic Air Contaminant	CAS	TAC Emission Rate ⁽¹⁾ (g/s)	Cancer								
			Residential			Nonresidential Child			Nonresidential Worker		
			Calculated Conc. ^(a) (ug/m ³)	RBC ⁽²⁾ (ug/m ³)	Risk ^(b) (chances-in-10 ⁶)	Calculated Conc. ^(a) (ug/m ³)	RBC ⁽²⁾ (ug/m ³)	Risk ^(b) (chances-in-10 ⁶)	Calculated Conc. ^(a) (ug/m ³)	RBC ⁽²⁾ (ug/m ³)	Risk ^(b) (chances-in-10 ⁶)
Exposure Location ⁽³⁾			1136			2			10103		
Cumulative Facility-Wide Risk			2.8			<0.1			0.3		
CFU101											
Cumulative TEU Risk			--	--	0.10	--	--	3.6E-04	--	--	6.7E-03
Dispersion Factor (ug/m3/[g/s])			2.51			0.21			2.14		
Barium	7440-39-3	3.9E-07	9.8E-07	--	(4)	8.2E-08	--	(4)	8.4E-07	--	(4)
Chromium (total)	7440-47-3	1.4E-07	3.4E-07	--	(4)	2.9E-08	--	(4)	2.9E-07	--	(4)
Chromium VI	18540-29-9	1.4E-07	3.4E-07	3.1E-05	0.011	2.9E-08	5.2E-04	5.5E-05	2.9E-07	1.0E-03	2.9E-04
Copper	7440-50-8	3.3E-06	8.2E-06	--	(4)	6.9E-07	--	(4)	7.0E-06	--	(4)
Manganese	7439-96-5	6.5E-07	1.6E-06	--	(4)	1.4E-07	--	(4)	1.4E-06	--	(4)
Mercury	7439-97-6	3.4E-08	8.5E-08	--	(4)	7.1E-09	--	(4)	7.2E-08	--	(4)
Molybdenum trioxide	1313-27-5	1.3E-06	3.3E-06	--	(4)	2.8E-07	--	(4)	2.9E-06	--	(4)
Nickel	7440-02-0	2.9E-07	7.3E-07	3.8E-03	1.9E-04	6.1E-08	0.10	6.1E-07	6.2E-07	0.046	1.3E-05
Phosphorus	504	5.4E-06	1.4E-05	--	(4)	1.1E-06	--	(4)	1.2E-05	--	(4)
Vanadium	7440-62-2	1.9E-06	4.7E-06	--	(4)	3.9E-07	--	(4)	4.0E-06	--	(4)
Zinc	7440-66-6	8.1E-06	2.0E-05	--	(4)	1.7E-06	--	(4)	1.7E-05	--	(4)
Ammonia	7664-41-7	2.6E-03	6.5E-03	--	(4)	5.4E-04	--	(4)	5.5E-03	--	(4)
Hydrogen Fluoride	7664-39-3	2.5E-04	6.1E-04	--	(4)	5.2E-05	--	(4)	5.2E-04	--	(4)
Glasswool Fibers	352	3.8E-05	9.6E-05	--	(4)	8.0E-06	--	(4)	8.2E-05	--	(4)
Silica, Crystalline	7631-86-9	3.8E-05	9.5E-05	--	(4)	8.0E-06	--	(4)	8.1E-05	--	(4)
Acetaldehyde	75-07-0	3.5E-06	8.7E-06	0.45	1.9E-05	7.3E-07	12.0	6.1E-08	7.4E-06	5.50	1.4E-06
Acetone	67-64-1	3.7E-04	9.3E-04	--	(4)	7.8E-05	--	(4)	8.0E-04	--	(4)
Acrolein	107-02-8	2.2E-06	5.5E-06	--	(4)	4.6E-07	--	(4)	4.7E-06	--	(4)
Benzene	71-43-2	7.4E-05	1.9E-04	0.13	1.4E-03	1.6E-05	3.30	4.7E-06	1.6E-04	1.50	1.1E-04
Formaldehyde	50-00-0	5.8E-03	0.015	0.17	0.086	1.2E-03	4.30	2.9E-04	0.013	2.00	6.3E-03
Hexane	110-54-3	3.6E-04	9.1E-04	--	(4)	7.7E-05	--	(4)	7.8E-04	--	(4)
Chloromethane	74-87-3	2.9E-05	7.2E-05	--	(4)	6.0E-06	--	(4)	6.2E-05	--	(4)
2-Butanone	78-93-3	1.4E-05	3.5E-05	--	(4)	3.0E-06	--	(4)	3.0E-05	--	(4)
Toluene	108-88-3	1.8E-04	4.4E-04	--	(4)	3.7E-05	--	(4)	3.8E-04	--	(4)
PAHs	401	8.1E-08	2.0E-07	4.3E-05	4.7E-03	1.7E-08	1.6E-03	1.1E-05	1.7E-07	3.0E-03	5.8E-05
Benzo[a]pyrene	50-32-8	9.7E-10	2.4E-09	4.3E-05	5.6E-05	2.0E-10	1.6E-03	1.3E-07	2.1E-09	3.0E-03	6.9E-07
Naphthalene	91-20-3	2.4E-07	6.1E-07	0.029	2.1E-05	5.1E-08	0.76	6.7E-08	5.2E-07	0.35	1.5E-06

Table 6-4
Production Scenario 1—L3RA Results for Significant TEUs-Cancer Assessment
Hollingsworth & Vose Fiber Company—Corvallis, OR

Toxic Air Contaminant	CAS	TAC Emission Rate ⁽¹⁾ (g/s)	Cancer								
			Residential			Nonresidential Child			Nonresidential Worker		
			Calculated Conc. ^(a) (ug/m ³)	RBC ⁽²⁾ (ug/m ³)	Risk ^(b) (chances-in-10 ⁶)	Calculated Conc. ^(a) (ug/m ³)	RBC ⁽²⁾ (ug/m ³)	Risk ^(b) (chances-in-10 ⁶)	Calculated Conc. ^(a) (ug/m ³)	RBC ⁽²⁾ (ug/m ³)	Risk ^(b) (chances-in-10 ⁶)
Exposure Location ⁽³⁾			1136			2			10103		
Cumulative Facility-Wide Risk			2.8			<0.1			0.3		
CFU102											
Cumulative TEU Risk			--	--	0.099	--	--	3.6E-04	--	--	6.2E-03
Dispersion Factor (ug/m3/[g/s])			2.40			0.21			1.97		
Barium	7440-39-3	3.9E-07	9.3E-07	--	(4)	8.2E-08	--	(4)	7.7E-07	--	(4)
Chromium (total)	7440-47-3	1.4E-07	3.3E-07	--	(4)	2.9E-08	--	(4)	2.7E-07	--	(4)
Chromium VI	18540-29-9	1.4E-07	3.3E-07	3.1E-05	0.011	2.9E-08	5.2E-04	5.5E-05	2.7E-07	1.0E-03	2.7E-04
Copper	7440-50-8	3.3E-06	7.9E-06	--	(4)	6.9E-07	--	(4)	6.5E-06	--	(4)
Manganese	7439-96-5	6.5E-07	1.6E-06	--	(4)	1.4E-07	--	(4)	1.3E-06	--	(4)
Mercury	7439-97-6	3.4E-08	8.1E-08	--	(4)	7.1E-09	--	(4)	6.7E-08	--	(4)
Molybdenum trioxide	1313-27-5	1.3E-06	3.2E-06	--	(4)	2.8E-07	--	(4)	2.6E-06	--	(4)
Nickel	7440-02-0	2.9E-07	6.9E-07	3.8E-03	1.8E-04	6.1E-08	0.10	6.1E-07	5.7E-07	0.046	1.2E-05
Phosphorus	504	5.4E-06	1.3E-05	--	(4)	1.1E-06	--	(4)	1.1E-05	--	(4)
Vanadium	7440-62-2	1.9E-06	4.4E-06	--	(4)	3.9E-07	--	(4)	3.7E-06	--	(4)
Zinc	7440-66-6	8.1E-06	1.9E-05	--	(4)	1.7E-06	--	(4)	1.6E-05	--	(4)
Ammonia	7664-41-7	2.6E-03	6.2E-03	--	(4)	5.5E-04	--	(4)	5.1E-03	--	(4)
Hydrogen Fluoride	7664-39-3	2.5E-04	5.9E-04	--	(4)	5.2E-05	--	(4)	4.8E-04	--	(4)
Glasswool Fibers	352	3.8E-05	9.1E-05	--	(4)	8.1E-06	--	(4)	7.5E-05	--	(4)
Silica, Crystalline	7631-86-9	3.8E-05	9.1E-05	--	(4)	8.0E-06	--	(4)	7.4E-05	--	(4)
Acetaldehyde	75-07-0	3.5E-06	8.3E-06	0.45	1.8E-05	7.3E-07	12.0	6.1E-08	6.8E-06	5.50	1.2E-06
Acetone	67-64-1	3.7E-04	8.9E-04	--	(4)	7.9E-05	--	(4)	7.3E-04	--	(4)
Acrolein	107-02-8	2.2E-06	5.2E-06	--	(4)	4.6E-07	--	(4)	4.3E-06	--	(4)
Benzene	71-43-2	7.4E-05	1.8E-04	0.13	1.4E-03	1.6E-05	3.30	4.7E-06	1.5E-04	1.50	9.7E-05
Formaldehyde	50-00-0	5.8E-03	0.014	0.17	0.082	1.2E-03	4.30	2.9E-04	0.011	2.00	5.7E-03
Hexane	110-54-3	3.6E-04	8.7E-04	--	(4)	7.7E-05	--	(4)	7.2E-04	--	(4)
Chloromethane	74-87-3	2.9E-05	6.9E-05	--	(4)	6.1E-06	--	(4)	5.7E-05	--	(4)
2-Butanone	78-93-3	1.4E-05	3.4E-05	--	(4)	3.0E-06	--	(4)	2.8E-05	--	(4)
Toluene	108-88-3	1.8E-04	4.2E-04	--	(4)	3.7E-05	--	(4)	3.4E-04	--	(4)
PAHs	401	8.1E-08	1.9E-07	4.3E-05	4.5E-03	1.7E-08	1.6E-03	1.1E-05	1.6E-07	3.0E-03	5.3E-05
Benzo[a]pyrene	50-32-8	9.7E-10	2.3E-09	4.3E-05	5.4E-05	2.0E-10	1.6E-03	1.3E-07	1.9E-09	3.0E-03	6.3E-07
Naphthalene	91-20-3	2.4E-07	5.8E-07	0.029	2.0E-05	5.1E-08	0.76	6.7E-08	4.8E-07	0.35	1.4E-06

**Table 6-4
Production Scenario 1—L3RA Results for Significant TEUs-Cancer Assessment
Hollingsworth & Vose Fiber Company—Corvallis, OR**

Toxic Air Contaminant	CAS	TAC Emission Rate ⁽¹⁾ (g/s)	Cancer								
			Residential			Nonresidential Child			Nonresidential Worker		
			Calculated Conc. ^(a) (ug/m ³)	RBC ⁽²⁾ (ug/m ³)	Risk ^(b) (chances-in-10 ⁶)	Calculated Conc. ^(a) (ug/m ³)	RBC ⁽²⁾ (ug/m ³)	Risk ^(b) (chances-in-10 ⁶)	Calculated Conc. ^(a) (ug/m ³)	RBC ⁽²⁾ (ug/m ³)	Risk ^(b) (chances-in-10 ⁶)
Exposure Location ⁽³⁾			1136			2			10103		
Cumulative Facility-Wide Risk			2.8			<0.1			0.3		
CFU103											
Cumulative TEU Risk			--	--	0.098	--	--	3.6E-04	--	--	7.4E-03
Dispersion Factor (ug/m3/[g/s])			2.37			0.21			2.35		
Barium	7440-39-3	3.9E-07	9.2E-07	--	(4)	8.3E-08	--	(4)	9.2E-07	--	(4)
Chromium (total)	7440-47-3	1.4E-07	3.2E-07	--	(4)	2.9E-08	--	(4)	3.2E-07	--	(4)
Chromium VI	18540-29-9	1.4E-07	3.2E-07	3.1E-05	0.010	2.9E-08	5.2E-04	5.6E-05	3.2E-07	1.0E-03	3.2E-04
Copper	7440-50-8	3.3E-06	7.8E-06	--	(4)	7.0E-07	--	(4)	7.7E-06	--	(4)
Manganese	7439-96-5	6.5E-07	1.5E-06	--	(4)	1.4E-07	--	(4)	1.5E-06	--	(4)
Mercury	7439-97-6	3.4E-08	8.0E-08	--	(4)	7.2E-09	--	(4)	8.0E-08	--	(4)
Molybdenum trioxide	1313-27-5	1.3E-06	3.1E-06	--	(4)	2.8E-07	--	(4)	3.1E-06	--	(4)
Nickel	7440-02-0	2.9E-07	6.9E-07	3.8E-03	1.8E-04	6.2E-08	0.10	6.2E-07	6.8E-07	0.046	1.5E-05
Phosphorus	504	5.4E-06	1.3E-05	--	(4)	1.2E-06	--	(4)	1.3E-05	--	(4)
Vanadium	7440-62-2	1.9E-06	4.4E-06	--	(4)	3.9E-07	--	(4)	4.4E-06	--	(4)
Zinc	7440-66-6	8.1E-06	1.9E-05	--	(4)	1.7E-06	--	(4)	1.9E-05	--	(4)
Ammonia	7664-41-7	2.6E-03	6.1E-03	--	(4)	5.5E-04	--	(4)	6.1E-03	--	(4)
Hydrogen Fluoride	7664-39-3	2.5E-04	5.8E-04	--	(4)	5.2E-05	--	(4)	5.8E-04	--	(4)
Glasswool Fibers	352	3.8E-05	9.0E-05	--	(4)	8.1E-06	--	(4)	9.0E-05	--	(4)
Silica, Crystalline	7631-86-9	3.8E-05	8.9E-05	--	(4)	8.0E-06	--	(4)	8.9E-05	--	(4)
Acetaldehyde	75-07-0	3.5E-06	8.2E-06	0.45	1.8E-05	7.4E-07	12.0	6.1E-08	8.2E-06	5.50	1.5E-06
Acetone	67-64-1	3.7E-04	8.8E-04	--	(4)	7.9E-05	--	(4)	8.7E-04	--	(4)
Acrolein	107-02-8	2.2E-06	5.2E-06	--	(4)	4.6E-07	--	(4)	5.1E-06	--	(4)
Benzene	71-43-2	7.4E-05	1.7E-04	0.13	1.3E-03	1.6E-05	3.30	4.8E-06	1.7E-04	1.50	1.2E-04
Formaldehyde	50-00-0	5.8E-03	0.014	0.17	0.081	1.2E-03	4.30	2.9E-04	0.014	2.00	6.9E-03
Hexane	110-54-3	3.6E-04	8.6E-04	--	(4)	7.7E-05	--	(4)	8.6E-04	--	(4)
Chloromethane	74-87-3	2.9E-05	6.8E-05	--	(4)	6.1E-06	--	(4)	6.8E-05	--	(4)
2-Butanone	78-93-3	1.4E-05	3.3E-05	--	(4)	3.0E-06	--	(4)	3.3E-05	--	(4)
Toluene	108-88-3	1.8E-04	4.1E-04	--	(4)	3.7E-05	--	(4)	4.1E-04	--	(4)
PAHs	401	8.1E-08	1.9E-07	4.3E-05	4.4E-03	1.7E-08	1.6E-03	1.1E-05	1.9E-07	3.0E-03	6.3E-05
Benzo[a]pyrene	50-32-8	9.7E-10	2.3E-09	4.3E-05	5.3E-05	2.1E-10	1.6E-03	1.3E-07	2.3E-09	3.0E-03	7.6E-07
Naphthalene	91-20-3	2.4E-07	5.7E-07	0.029	2.0E-05	5.1E-08	0.76	6.8E-08	5.7E-07	0.35	1.6E-06

**Table 6-4
Production Scenario 1—L3RA Results for Significant TEUs-Cancer Assessment
Hollingsworth & Vose Fiber Company—Corvallis, OR**

Toxic Air Contaminant	CAS	TAC Emission Rate ⁽¹⁾ (g/s)	Cancer								
			Residential			Nonresidential Child			Nonresidential Worker		
			Calculated Conc. ^(a) (ug/m ³)	RBC ⁽²⁾ (ug/m ³)	Risk ^(b) (chances-in-10 ⁶)	Calculated Conc. ^(a) (ug/m ³)	RBC ⁽²⁾ (ug/m ³)	Risk ^(b) (chances-in-10 ⁶)	Calculated Conc. ^(a) (ug/m ³)	RBC ⁽²⁾ (ug/m ³)	Risk ^(b) (chances-in-10 ⁶)
Exposure Location ⁽³⁾			1136			2			10103		
Cumulative Facility-Wide Risk			2.8			<0.1			0.3		
CFU104											
Cumulative TEU Risk			--	--	0.10	--	--	3.6E-04	--	--	7.6E-03
Dispersion Factor (ug/m3/[g/s])			2.49			0.21			2.42		
Barium	7440-39-3	3.9E-07	9.7E-07	--	(4)	8.3E-08	--	(4)	9.4E-07	--	(4)
Chromium (total)	7440-47-3	1.4E-07	3.4E-07	--	(4)	2.9E-08	--	(4)	3.3E-07	--	(4)
Chromium VI	18540-29-9	1.4E-07	3.4E-07	3.1E-05	0.011	2.9E-08	5.2E-04	5.5E-05	3.3E-07	1.0E-03	3.3E-04
Copper	7440-50-8	3.3E-06	8.2E-06	--	(4)	7.0E-07	--	(4)	7.9E-06	--	(4)
Manganese	7439-96-5	6.5E-07	1.6E-06	--	(4)	1.4E-07	--	(4)	1.6E-06	--	(4)
Mercury	7439-97-6	3.4E-08	8.4E-08	--	(4)	7.2E-09	--	(4)	8.2E-08	--	(4)
Molybdenum trioxide	1313-27-5	1.3E-06	3.3E-06	--	(4)	2.8E-07	--	(4)	3.2E-06	--	(4)
Nickel	7440-02-0	2.9E-07	7.2E-07	3.8E-03	1.9E-04	6.1E-08	0.10	6.1E-07	7.0E-07	0.046	1.5E-05
Phosphorus	504	5.4E-06	1.4E-05	--	(4)	1.1E-06	--	(4)	1.3E-05	--	(4)
Vanadium	7440-62-2	1.9E-06	4.6E-06	--	(4)	3.9E-07	--	(4)	4.5E-06	--	(4)
Zinc	7440-66-6	8.1E-06	2.0E-05	--	(4)	1.7E-06	--	(4)	2.0E-05	--	(4)
Ammonia	7664-41-7	2.6E-03	6.4E-03	--	(4)	5.5E-04	--	(4)	6.2E-03	--	(4)
Hydrogen Fluoride	7664-39-3	2.5E-04	6.1E-04	--	(4)	5.2E-05	--	(4)	5.9E-04	--	(4)
Glasswool Fibers	352	3.8E-05	9.5E-05	--	(4)	8.1E-06	--	(4)	9.2E-05	--	(4)
Silica, Crystalline	7631-86-9	3.8E-05	9.4E-05	--	(4)	8.0E-06	--	(4)	9.1E-05	--	(4)
Acetaldehyde	75-07-0	3.5E-06	8.7E-06	0.45	1.9E-05	7.3E-07	12.0	6.1E-08	8.4E-06	5.50	1.5E-06
Acetone	67-64-1	3.7E-04	9.3E-04	--	(4)	7.9E-05	--	(4)	9.0E-04	--	(4)
Acrolein	107-02-8	2.2E-06	5.4E-06	--	(4)	4.6E-07	--	(4)	5.3E-06	--	(4)
Benzene	71-43-2	7.4E-05	1.8E-04	0.13	1.4E-03	1.6E-05	3.30	4.7E-06	1.8E-04	1.50	1.2E-04
Formaldehyde	50-00-0	5.8E-03	0.015	0.17	0.086	1.2E-03	4.30	2.9E-04	0.014	2.00	7.1E-03
Hexane	110-54-3	3.6E-04	9.1E-04	--	(4)	7.7E-05	--	(4)	8.8E-04	--	(4)
Chloromethane	74-87-3	2.9E-05	7.2E-05	--	(4)	6.1E-06	--	(4)	6.9E-05	--	(4)
2-Butanone	78-93-3	1.4E-05	3.5E-05	--	(4)	3.0E-06	--	(4)	3.4E-05	--	(4)
Toluene	108-88-3	1.8E-04	4.4E-04	--	(4)	3.7E-05	--	(4)	4.2E-04	--	(4)
PAHs	401	8.1E-08	2.0E-07	4.3E-05	4.7E-03	1.7E-08	1.6E-03	1.1E-05	2.0E-07	3.0E-03	6.5E-05
Benzo[a]pyrene	50-32-8	9.7E-10	2.4E-09	4.3E-05	5.6E-05	2.1E-10	1.6E-03	1.3E-07	2.3E-09	3.0E-03	7.8E-07
Naphthalene	91-20-3	2.4E-07	6.0E-07	0.029	2.1E-05	5.1E-08	0.76	6.7E-08	5.9E-07	0.35	1.7E-06

Table 6-4
Production Scenario 1—L3RA Results for Significant TEUs-Cancer Assessment
Hollingsworth & Vose Fiber Company—Corvallis, OR

Toxic Air Contaminant	CAS	TAC Emission Rate ⁽¹⁾ (g/s)	Cancer								
			Residential			Nonresidential Child			Nonresidential Worker		
			Calculated Conc. ^(a) (ug/m ³)	RBC ⁽²⁾ (ug/m ³)	Risk ^(b) (chances-in-10 ⁶)	Calculated Conc. ^(a) (ug/m ³)	RBC ⁽²⁾ (ug/m ³)	Risk ^(b) (chances-in-10 ⁶)	Calculated Conc. ^(a) (ug/m ³)	RBC ⁽²⁾ (ug/m ³)	Risk ^(b) (chances-in-10 ⁶)
Exposure Location ⁽³⁾			1136			2			10103		
Cumulative Facility-Wide Risk			2.8			<0.1			0.3		
CFU105											
Cumulative TEU Risk			--	--	0.12	--	--	3.6E-04	--	--	7.9E-03
Dispersion Factor (ug/m3/[g/s])			2.83			0.21			2.51		
Barium	7440-39-3	3.9E-07	1.1E-06	--	(4)	8.3E-08	--	(4)	9.8E-07	--	(4)
Chromium (total)	7440-47-3	1.4E-07	3.9E-07	--	(4)	2.9E-08	--	(4)	3.4E-07	--	(4)
Chromium VI	18540-29-9	1.4E-07	3.9E-07	3.1E-05	0.012	2.9E-08	5.2E-04	5.5E-05	3.4E-07	1.0E-03	3.4E-04
Copper	7440-50-8	3.3E-06	9.3E-06	--	(4)	7.0E-07	--	(4)	8.3E-06	--	(4)
Manganese	7439-96-5	6.5E-07	1.8E-06	--	(4)	1.4E-07	--	(4)	1.6E-06	--	(4)
Mercury	7439-97-6	3.4E-08	9.6E-08	--	(4)	7.2E-09	--	(4)	8.5E-08	--	(4)
Molybdenum trioxide	1313-27-5	1.3E-06	3.8E-06	--	(4)	2.8E-07	--	(4)	3.3E-06	--	(4)
Nickel	7440-02-0	2.9E-07	8.2E-07	3.8E-03	2.2E-04	6.1E-08	0.10	6.1E-07	7.3E-07	0.046	1.6E-05
Phosphorus	504	5.4E-06	1.5E-05	--	(4)	1.1E-06	--	(4)	1.4E-05	--	(4)
Vanadium	7440-62-2	1.9E-06	5.3E-06	--	(4)	3.9E-07	--	(4)	4.7E-06	--	(4)
Zinc	7440-66-6	8.1E-06	2.3E-05	--	(4)	1.7E-06	--	(4)	2.0E-05	--	(4)
Ammonia	7664-41-7	2.6E-03	7.3E-03	--	(4)	5.5E-04	--	(4)	6.5E-03	--	(4)
Hydrogen Fluoride	7664-39-3	2.5E-04	6.9E-04	--	(4)	5.2E-05	--	(4)	6.2E-04	--	(4)
Glasswool Fibers	352	3.8E-05	1.1E-04	--	(4)	8.1E-06	--	(4)	9.6E-05	--	(4)
Silica, Crystalline	7631-86-9	3.8E-05	1.1E-04	--	(4)	8.0E-06	--	(4)	9.5E-05	--	(4)
Acetaldehyde	75-07-0	3.5E-06	9.8E-06	0.45	2.2E-05	7.3E-07	12.0	6.1E-08	8.7E-06	5.50	1.6E-06
Acetone	67-64-1	3.7E-04	1.1E-03	--	(4)	7.9E-05	--	(4)	9.4E-04	--	(4)
Acrolein	107-02-8	2.2E-06	6.2E-06	--	(4)	4.6E-07	--	(4)	5.5E-06	--	(4)
Benzene	71-43-2	7.4E-05	2.1E-04	0.13	1.6E-03	1.6E-05	3.30	4.7E-06	1.9E-04	1.50	1.2E-04
Formaldehyde	50-00-0	5.8E-03	0.017	0.17	0.097	1.2E-03	4.30	2.9E-04	0.015	2.00	7.3E-03
Hexane	110-54-3	3.6E-04	1.0E-03	--	(4)	7.7E-05	--	(4)	9.1E-04	--	(4)
Chloromethane	74-87-3	2.9E-05	8.1E-05	--	(4)	6.1E-06	--	(4)	7.2E-05	--	(4)
2-Butanone	78-93-3	1.4E-05	4.0E-05	--	(4)	3.0E-06	--	(4)	3.5E-05	--	(4)
Toluene	108-88-3	1.8E-04	5.0E-04	--	(4)	3.7E-05	--	(4)	4.4E-04	--	(4)
PAHs	401	8.1E-08	2.3E-07	4.3E-05	5.3E-03	1.7E-08	1.6E-03	1.1E-05	2.0E-07	3.0E-03	6.8E-05
Benzo[a]pyrene	50-32-8	9.7E-10	2.7E-09	4.3E-05	6.4E-05	2.1E-10	1.6E-03	1.3E-07	2.4E-09	3.0E-03	8.1E-07
Naphthalene	91-20-3	2.4E-07	6.9E-07	0.029	2.4E-05	5.1E-08	0.76	6.7E-08	6.1E-07	0.35	1.7E-06

Table 6-4
Production Scenario 1—L3RA Results for Significant TEUs-Cancer Assessment
Hollingsworth & Vose Fiber Company—Corvallis, OR

Toxic Air Contaminant	CAS	TAC Emission Rate ⁽¹⁾ (g/s)	Cancer								
			Residential			Nonresidential Child			Nonresidential Worker		
			Calculated Conc. ^(a) (ug/m ³)	RBC ⁽²⁾ (ug/m ³)	Risk ^(b) (chances-in-10 ⁶)	Calculated Conc. ^(a) (ug/m ³)	RBC ⁽²⁾ (ug/m ³)	Risk ^(b) (chances-in-10 ⁶)	Calculated Conc. ^(a) (ug/m ³)	RBC ⁽²⁾ (ug/m ³)	Risk ^(b) (chances-in-10 ⁶)
Exposure Location ⁽³⁾			1136			2			10103		
Cumulative Facility-Wide Risk			2.8			<0.1			0.3		
CFU106											
Cumulative TEU Risk			--	--	0.11	--	--	3.6E-04	--	--	7.8E-03
Dispersion Factor (ug/m3/[g/s])			2.67			0.21			2.50		
Barium	7440-39-3	3.9E-07	1.0E-06	--	(4)	8.2E-08	--	(4)	9.7E-07	--	(4)
Chromium (total)	7440-47-3	1.4E-07	3.6E-07	--	(4)	2.9E-08	--	(4)	3.4E-07	--	(4)
Chromium VI	18540-29-9	1.4E-07	3.6E-07	3.1E-05	0.012	2.9E-08	5.2E-04	5.5E-05	3.4E-07	1.0E-03	3.4E-04
Copper	7440-50-8	3.3E-06	8.8E-06	--	(4)	6.9E-07	--	(4)	8.2E-06	--	(4)
Manganese	7439-96-5	6.5E-07	1.7E-06	--	(4)	1.4E-07	--	(4)	1.6E-06	--	(4)
Mercury	7439-97-6	3.4E-08	9.0E-08	--	(4)	7.1E-09	--	(4)	8.4E-08	--	(4)
Molybdenum trioxide	1313-27-5	1.3E-06	3.6E-06	--	(4)	2.8E-07	--	(4)	3.3E-06	--	(4)
Nickel	7440-02-0	2.9E-07	7.7E-07	3.8E-03	2.0E-04	6.1E-08	0.10	6.1E-07	7.2E-07	0.046	1.6E-05
Phosphorus	504	5.4E-06	1.4E-05	--	(4)	1.1E-06	--	(4)	1.4E-05	--	(4)
Vanadium	7440-62-2	1.9E-06	5.0E-06	--	(4)	3.9E-07	--	(4)	4.6E-06	--	(4)
Zinc	7440-66-6	8.1E-06	2.2E-05	--	(4)	1.7E-06	--	(4)	2.0E-05	--	(4)
Ammonia	7664-41-7	2.6E-03	6.9E-03	--	(4)	5.4E-04	--	(4)	6.4E-03	--	(4)
Hydrogen Fluoride	7664-39-3	2.5E-04	6.5E-04	--	(4)	5.1E-05	--	(4)	6.1E-04	--	(4)
Glasswool Fibers	352	3.8E-05	1.0E-04	--	(4)	8.0E-06	--	(4)	9.5E-05	--	(4)
Silica, Crystalline	7631-86-9	3.8E-05	1.0E-04	--	(4)	7.9E-06	--	(4)	9.4E-05	--	(4)
Acetaldehyde	75-07-0	3.5E-06	9.3E-06	0.45	2.1E-05	7.3E-07	12.0	6.1E-08	8.7E-06	5.50	1.6E-06
Acetone	67-64-1	3.7E-04	9.9E-04	--	(4)	7.8E-05	--	(4)	9.3E-04	--	(4)
Acrolein	107-02-8	2.2E-06	5.8E-06	--	(4)	4.6E-07	--	(4)	5.4E-06	--	(4)
Benzene	71-43-2	7.4E-05	2.0E-04	0.13	1.5E-03	1.6E-05	3.30	4.7E-06	1.8E-04	1.50	1.2E-04
Formaldehyde	50-00-0	5.8E-03	0.016	0.17	0.092	1.2E-03	4.30	2.8E-04	0.015	2.00	7.3E-03
Hexane	110-54-3	3.6E-04	9.7E-04	--	(4)	7.6E-05	--	(4)	9.1E-04	--	(4)
Chloromethane	74-87-3	2.9E-05	7.7E-05	--	(4)	6.0E-06	--	(4)	7.2E-05	--	(4)
2-Butanone	78-93-3	1.4E-05	3.8E-05	--	(4)	3.0E-06	--	(4)	3.5E-05	--	(4)
Toluene	108-88-3	1.8E-04	4.7E-04	--	(4)	3.7E-05	--	(4)	4.4E-04	--	(4)
PAHs	401	8.1E-08	2.2E-07	4.3E-05	5.0E-03	1.7E-08	1.6E-03	1.1E-05	2.0E-07	3.0E-03	6.7E-05
Benzo[a]pyrene	50-32-8	9.7E-10	2.6E-09	4.3E-05	6.0E-05	2.0E-10	1.6E-03	1.3E-07	2.4E-09	3.0E-03	8.1E-07
Naphthalene	91-20-3	2.4E-07	6.5E-07	0.029	2.2E-05	5.1E-08	0.76	6.7E-08	6.0E-07	0.35	1.7E-06

Table 6-4
Production Scenario 1—L3RA Results for Significant TEUs-Cancer Assessment
Hollingsworth & Vose Fiber Company—Corvallis, OR

Toxic Air Contaminant	CAS	TAC Emission Rate ⁽¹⁾ (g/s)	Cancer								
			Residential			Nonresidential Child			Nonresidential Worker		
			Calculated Conc. ^(a) (ug/m ³)	RBC ⁽²⁾ (ug/m ³)	Risk ^(b) (chances-in-10 ⁶)	Calculated Conc. ^(a) (ug/m ³)	RBC ⁽²⁾ (ug/m ³)	Risk ^(b) (chances-in-10 ⁶)	Calculated Conc. ^(a) (ug/m ³)	RBC ⁽²⁾ (ug/m ³)	Risk ^(b) (chances-in-10 ⁶)
Exposure Location ⁽³⁾			1136			2			10103		
Cumulative Facility-Wide Risk			2.8			<0.1			0.3		
CFU107											
Cumulative TEU Risk			--	--	0.12	--	--	3.6E-04	--	--	6.9E-03
Dispersion Factor (ug/m3/[g/s])			2.81			0.21			2.19		
Barium	7440-39-3	3.9E-07	1.1E-06	--	(4)	8.3E-08	--	(4)	8.5E-07	--	(4)
Chromium (total)	7440-47-3	1.4E-07	3.8E-07	--	(4)	2.9E-08	--	(4)	3.0E-07	--	(4)
Chromium VI	18540-29-9	1.4E-07	3.8E-07	3.1E-05	0.012	2.9E-08	5.2E-04	5.6E-05	3.0E-07	1.0E-03	3.0E-04
Copper	7440-50-8	3.3E-06	9.2E-06	--	(4)	7.0E-07	--	(4)	7.2E-06	--	(4)
Manganese	7439-96-5	6.5E-07	1.8E-06	--	(4)	1.4E-07	--	(4)	1.4E-06	--	(4)
Mercury	7439-97-6	3.4E-08	9.5E-08	--	(4)	7.2E-09	--	(4)	7.4E-08	--	(4)
Molybdenum trioxide	1313-27-5	1.3E-06	3.7E-06	--	(4)	2.8E-07	--	(4)	2.9E-06	--	(4)
Nickel	7440-02-0	2.9E-07	8.1E-07	3.8E-03	2.1E-04	6.1E-08	0.10	6.1E-07	6.3E-07	0.046	1.4E-05
Phosphorus	504	5.4E-06	1.5E-05	--	(4)	1.2E-06	--	(4)	1.2E-05	--	(4)
Vanadium	7440-62-2	1.9E-06	5.2E-06	--	(4)	3.9E-07	--	(4)	4.1E-06	--	(4)
Zinc	7440-66-6	8.1E-06	2.3E-05	--	(4)	1.7E-06	--	(4)	1.8E-05	--	(4)
Ammonia	7664-41-7	2.6E-03	7.3E-03	--	(4)	5.5E-04	--	(4)	5.6E-03	--	(4)
Hydrogen Fluoride	7664-39-3	2.5E-04	6.9E-04	--	(4)	5.2E-05	--	(4)	5.4E-04	--	(4)
Glasswool Fibers	352	3.8E-05	1.1E-04	--	(4)	8.1E-06	--	(4)	8.3E-05	--	(4)
Silica, Crystalline	7631-86-9	3.8E-05	1.1E-04	--	(4)	8.0E-06	--	(4)	8.3E-05	--	(4)
Acetaldehyde	75-07-0	3.5E-06	9.8E-06	0.45	2.2E-05	7.4E-07	12.0	6.1E-08	7.6E-06	5.50	1.4E-06
Acetone	67-64-1	3.7E-04	1.0E-03	--	(4)	7.9E-05	--	(4)	8.1E-04	--	(4)
Acrolein	107-02-8	2.2E-06	6.1E-06	--	(4)	4.6E-07	--	(4)	4.8E-06	--	(4)
Benzene	71-43-2	7.4E-05	2.1E-04	0.13	1.6E-03	1.6E-05	3.30	4.8E-06	1.6E-04	1.50	1.1E-04
Formaldehyde	50-00-0	5.8E-03	0.016	0.17	0.097	1.2E-03	4.30	2.9E-04	0.013	2.00	6.4E-03
Hexane	110-54-3	3.6E-04	1.0E-03	--	(4)	7.7E-05	--	(4)	7.9E-04	--	(4)
Chloromethane	74-87-3	2.9E-05	8.1E-05	--	(4)	6.1E-06	--	(4)	6.3E-05	--	(4)
2-Butanone	78-93-3	1.4E-05	4.0E-05	--	(4)	3.0E-06	--	(4)	3.1E-05	--	(4)
Toluene	108-88-3	1.8E-04	4.9E-04	--	(4)	3.7E-05	--	(4)	3.8E-04	--	(4)
PAHs	401	8.1E-08	2.3E-07	4.3E-05	5.3E-03	1.7E-08	1.6E-03	1.1E-05	1.8E-07	3.0E-03	5.9E-05
Benzo[a]pyrene	50-32-8	9.7E-10	2.7E-09	4.3E-05	6.3E-05	2.1E-10	1.6E-03	1.3E-07	2.1E-09	3.0E-03	7.1E-07
Naphthalene	91-20-3	2.4E-07	6.8E-07	0.029	2.3E-05	5.1E-08	0.76	6.8E-08	5.3E-07	0.35	1.5E-06

Table 6-4
Production Scenario 1—L3RA Results for Significant TEUs-Cancer Assessment
Hollingsworth & Vose Fiber Company—Corvallis, OR

Toxic Air Contaminant	CAS	TAC Emission Rate ⁽¹⁾ (g/s)	Cancer								
			Residential			Nonresidential Child			Nonresidential Worker		
			Calculated Conc. ^(a) (ug/m ³)	RBC ⁽²⁾ (ug/m ³)	Risk ^(b) (chances-in-10 ⁶)	Calculated Conc. ^(a) (ug/m ³)	RBC ⁽²⁾ (ug/m ³)	Risk ^(b) (chances-in-10 ⁶)	Calculated Conc. ^(a) (ug/m ³)	RBC ⁽²⁾ (ug/m ³)	Risk ^(b) (chances-in-10 ⁶)
Exposure Location ⁽³⁾			1136			2			10103		
Cumulative Facility-Wide Risk			2.8			<0.1			0.3		
CFU108											
Cumulative TEU Risk			--	--	0.11	--	--	3.6E-04	--	--	7.6E-03
Dispersion Factor (ug/m3/[g/s])			2.75			0.21			2.42		
Barium	7440-39-3	3.9E-07	1.1E-06	--	(4)	8.3E-08	--	(4)	9.4E-07	--	(4)
Chromium (total)	7440-47-3	1.4E-07	3.7E-07	--	(4)	2.9E-08	--	(4)	3.3E-07	--	(4)
Chromium VI	18540-29-9	1.4E-07	3.7E-07	3.1E-05	0.012	2.9E-08	5.2E-04	5.6E-05	3.3E-07	1.0E-03	3.3E-04
Copper	7440-50-8	3.3E-06	9.0E-06	--	(4)	7.0E-07	--	(4)	7.9E-06	--	(4)
Manganese	7439-96-5	6.5E-07	1.8E-06	--	(4)	1.4E-07	--	(4)	1.6E-06	--	(4)
Mercury	7439-97-6	3.4E-08	9.3E-08	--	(4)	7.2E-09	--	(4)	8.2E-08	--	(4)
Molybdenum trioxide	1313-27-5	1.3E-06	3.7E-06	--	(4)	2.8E-07	--	(4)	3.2E-06	--	(4)
Nickel	7440-02-0	2.9E-07	8.0E-07	3.8E-03	2.1E-04	6.2E-08	0.10	6.2E-07	7.0E-07	0.046	1.5E-05
Phosphorus	504	5.4E-06	1.5E-05	--	(4)	1.2E-06	--	(4)	1.3E-05	--	(4)
Vanadium	7440-62-2	1.9E-06	5.1E-06	--	(4)	4.0E-07	--	(4)	4.5E-06	--	(4)
Zinc	7440-66-6	8.1E-06	2.2E-05	--	(4)	1.7E-06	--	(4)	2.0E-05	--	(4)
Ammonia	7664-41-7	2.6E-03	7.1E-03	--	(4)	5.5E-04	--	(4)	6.2E-03	--	(4)
Hydrogen Fluoride	7664-39-3	2.5E-04	6.7E-04	--	(4)	5.2E-05	--	(4)	5.9E-04	--	(4)
Glasswool Fibers	352	3.8E-05	1.0E-04	--	(4)	8.1E-06	--	(4)	9.2E-05	--	(4)
Silica, Crystalline	7631-86-9	3.8E-05	1.0E-04	--	(4)	8.0E-06	--	(4)	9.1E-05	--	(4)
Acetaldehyde	75-07-0	3.5E-06	9.5E-06	0.45	2.1E-05	7.4E-07	12.0	6.2E-08	8.4E-06	5.50	1.5E-06
Acetone	67-64-1	3.7E-04	1.0E-03	--	(4)	7.9E-05	--	(4)	9.0E-04	--	(4)
Acrolein	107-02-8	2.2E-06	6.0E-06	--	(4)	4.6E-07	--	(4)	5.3E-06	--	(4)
Benzene	71-43-2	7.4E-05	2.0E-04	0.13	1.6E-03	1.6E-05	3.30	4.8E-06	1.8E-04	1.50	1.2E-04
Formaldehyde	50-00-0	5.8E-03	0.016	0.17	0.094	1.2E-03	4.30	2.9E-04	0.014	2.00	7.1E-03
Hexane	110-54-3	3.6E-04	1.0E-03	--	(4)	7.7E-05	--	(4)	8.8E-04	--	(4)
Chloromethane	74-87-3	2.9E-05	7.9E-05	--	(4)	6.1E-06	--	(4)	6.9E-05	--	(4)
2-Butanone	78-93-3	1.4E-05	3.9E-05	--	(4)	3.0E-06	--	(4)	3.4E-05	--	(4)
Toluene	108-88-3	1.8E-04	4.8E-04	--	(4)	3.7E-05	--	(4)	4.2E-04	--	(4)
PAHs	401	8.1E-08	2.2E-07	4.3E-05	5.2E-03	1.7E-08	1.6E-03	1.1E-05	2.0E-07	3.0E-03	6.5E-05
Benzo[a]pyrene	50-32-8	9.7E-10	2.7E-09	4.3E-05	6.2E-05	2.1E-10	1.6E-03	1.3E-07	2.3E-09	3.0E-03	7.8E-07
Naphthalene	91-20-3	2.4E-07	6.6E-07	0.029	2.3E-05	5.2E-08	0.76	6.8E-08	5.9E-07	0.35	1.7E-06

Table 6-4
Production Scenario 1—L3RA Results for Significant TEUs-Cancer Assessment
Hollingsworth & Vose Fiber Company—Corvallis, OR

Toxic Air Contaminant	CAS	TAC Emission Rate ⁽¹⁾ (g/s)	Cancer								
			Residential			Nonresidential Child			Nonresidential Worker		
			Calculated Conc. ^(a) (ug/m ³)	RBC ⁽²⁾ (ug/m ³)	Risk ^(b) (chances-in-10 ⁶)	Calculated Conc. ^(a) (ug/m ³)	RBC ⁽²⁾ (ug/m ³)	Risk ^(b) (chances-in-10 ⁶)	Calculated Conc. ^(a) (ug/m ³)	RBC ⁽²⁾ (ug/m ³)	Risk ^(b) (chances-in-10 ⁶)
Exposure Location ⁽³⁾			1136			2			10103		
Cumulative Facility-Wide Risk			2.8			<0.1			0.3		
CFU109											
Cumulative TEU Risk			--	--	0.12	--	--	3.5E-04	--	--	0.010
Dispersion Factor (ug/m3/[g/s])			2.80			0.21			3.24		
Barium	7440-39-3	3.9E-07	1.1E-06	--	(4)	8.0E-08	--	(4)	1.3E-06	--	(4)
Chromium (total)	7440-47-3	1.4E-07	3.8E-07	--	(4)	2.8E-08	--	(4)	4.4E-07	--	(4)
Chromium VI	18540-29-9	1.4E-07	3.8E-07	3.1E-05	0.012	2.8E-08	5.2E-04	5.4E-05	4.4E-07	1.0E-03	4.4E-04
Copper	7440-50-8	3.3E-06	9.2E-06	--	(4)	6.8E-07	--	(4)	1.1E-05	--	(4)
Manganese	7439-96-5	6.5E-07	1.8E-06	--	(4)	1.3E-07	--	(4)	2.1E-06	--	(4)
Mercury	7439-97-6	3.4E-08	9.5E-08	--	(4)	7.0E-09	--	(4)	1.1E-07	--	(4)
Molybdenum trioxide	1313-27-5	1.3E-06	3.7E-06	--	(4)	2.7E-07	--	(4)	4.3E-06	--	(4)
Nickel	7440-02-0	2.9E-07	8.1E-07	3.8E-03	2.1E-04	6.0E-08	0.10	6.0E-07	9.4E-07	0.046	2.0E-05
Phosphorus	504	5.4E-06	1.5E-05	--	(4)	1.1E-06	--	(4)	1.8E-05	--	(4)
Vanadium	7440-62-2	1.9E-06	5.2E-06	--	(4)	3.8E-07	--	(4)	6.0E-06	--	(4)
Zinc	7440-66-6	8.1E-06	2.3E-05	--	(4)	1.7E-06	--	(4)	2.6E-05	--	(4)
Ammonia	7664-41-7	2.6E-03	7.2E-03	--	(4)	5.3E-04	--	(4)	8.4E-03	--	(4)
Hydrogen Fluoride	7664-39-3	2.5E-04	6.9E-04	--	(4)	5.0E-05	--	(4)	7.9E-04	--	(4)
Glasswool Fibers	352	3.8E-05	1.1E-04	--	(4)	7.8E-06	--	(4)	1.2E-04	--	(4)
Silica, Crystalline	7631-86-9	3.8E-05	1.1E-04	--	(4)	7.8E-06	--	(4)	1.2E-04	--	(4)
Acetaldehyde	75-07-0	3.5E-06	9.7E-06	0.45	2.2E-05	7.1E-07	12.0	5.9E-08	1.1E-05	5.50	2.0E-06
Acetone	67-64-1	3.7E-04	1.0E-03	--	(4)	7.6E-05	--	(4)	1.2E-03	--	(4)
Acrolein	107-02-8	2.2E-06	6.1E-06	--	(4)	4.5E-07	--	(4)	7.1E-06	--	(4)
Benzene	71-43-2	7.4E-05	2.1E-04	0.13	1.6E-03	1.5E-05	3.30	4.6E-06	2.4E-04	1.50	1.6E-04
Formaldehyde	50-00-0	5.8E-03	0.016	0.17	0.096	1.2E-03	4.30	2.8E-04	0.019	2.00	9.4E-03
Hexane	110-54-3	3.6E-04	1.0E-03	--	(4)	7.5E-05	--	(4)	1.2E-03	--	(4)
Chloromethane	74-87-3	2.9E-05	8.0E-05	--	(4)	5.9E-06	--	(4)	9.3E-05	--	(4)
2-Butanone	78-93-3	1.4E-05	3.9E-05	--	(4)	2.9E-06	--	(4)	4.6E-05	--	(4)
Toluene	108-88-3	1.8E-04	4.9E-04	--	(4)	3.6E-05	--	(4)	5.7E-04	--	(4)
PAHs	401	8.1E-08	2.3E-07	4.3E-05	5.3E-03	1.7E-08	1.6E-03	1.0E-05	2.6E-07	3.0E-03	8.7E-05
Benzo[a]pyrene	50-32-8	9.7E-10	2.7E-09	4.3E-05	6.3E-05	2.0E-10	1.6E-03	1.2E-07	3.1E-09	3.0E-03	1.0E-06
Naphthalene	91-20-3	2.4E-07	6.8E-07	0.029	2.3E-05	5.0E-08	0.76	6.5E-08	7.8E-07	0.35	2.2E-06

Table 6-4
Production Scenario 1—L3RA Results for Significant TEUs-Cancer Assessment
Hollingsworth & Vose Fiber Company—Corvallis, OR

Toxic Air Contaminant	CAS	TAC Emission Rate ⁽¹⁾ (g/s)	Cancer								
			Residential			Nonresidential Child			Nonresidential Worker		
			Calculated Conc. ^(a) (ug/m ³)	RBC ⁽²⁾ (ug/m ³)	Risk ^(b) (chances-in-10 ⁶)	Calculated Conc. ^(a) (ug/m ³)	RBC ⁽²⁾ (ug/m ³)	Risk ^(b) (chances-in-10 ⁶)	Calculated Conc. ^(a) (ug/m ³)	RBC ⁽²⁾ (ug/m ³)	Risk ^(b) (chances-in-10 ⁶)
Exposure Location ⁽³⁾			1136			2			10103		
Cumulative Facility-Wide Risk			2.8			<0.1			0.3		
CFU110											
Cumulative TEU Risk			--	--	0.11	--	--	3.5E-04	--	--	7.6E-03
Dispersion Factor (ug/m3/[g/s])			2.66			0.21			2.42		
Barium	7440-39-3	3.9E-07	1.0E-06	--	(4)	8.1E-08	--	(4)	9.4E-07	--	(4)
Chromium (total)	7440-47-3	1.4E-07	3.6E-07	--	(4)	2.8E-08	--	(4)	3.3E-07	--	(4)
Chromium VI	18540-29-9	1.4E-07	3.6E-07	3.1E-05	0.012	2.8E-08	5.2E-04	5.5E-05	3.3E-07	1.0E-03	3.3E-04
Copper	7440-50-8	3.3E-06	8.8E-06	--	(4)	6.8E-07	--	(4)	8.0E-06	--	(4)
Manganese	7439-96-5	6.5E-07	1.7E-06	--	(4)	1.4E-07	--	(4)	1.6E-06	--	(4)
Mercury	7439-97-6	3.4E-08	9.0E-08	--	(4)	7.1E-09	--	(4)	8.2E-08	--	(4)
Molybdenum trioxide	1313-27-5	1.3E-06	3.5E-06	--	(4)	2.8E-07	--	(4)	3.2E-06	--	(4)
Nickel	7440-02-0	2.9E-07	7.7E-07	3.8E-03	2.0E-04	6.0E-08	0.10	6.0E-07	7.0E-07	0.046	1.5E-05
Phosphorus	504	5.4E-06	1.4E-05	--	(4)	1.1E-06	--	(4)	1.3E-05	--	(4)
Vanadium	7440-62-2	1.9E-06	4.9E-06	--	(4)	3.9E-07	--	(4)	4.5E-06	--	(4)
Zinc	7440-66-6	8.1E-06	2.2E-05	--	(4)	1.7E-06	--	(4)	2.0E-05	--	(4)
Ammonia	7664-41-7	2.6E-03	6.9E-03	--	(4)	5.4E-04	--	(4)	6.3E-03	--	(4)
Hydrogen Fluoride	7664-39-3	2.5E-04	6.5E-04	--	(4)	5.1E-05	--	(4)	5.9E-04	--	(4)
Glasswool Fibers	352	3.8E-05	1.0E-04	--	(4)	8.0E-06	--	(4)	9.2E-05	--	(4)
Silica, Crystalline	7631-86-9	3.8E-05	1.0E-04	--	(4)	7.9E-06	--	(4)	9.2E-05	--	(4)
Acetaldehyde	75-07-0	3.5E-06	9.2E-06	0.45	2.1E-05	7.2E-07	12.0	6.0E-08	8.4E-06	5.50	1.5E-06
Acetone	67-64-1	3.7E-04	9.9E-04	--	(4)	7.8E-05	--	(4)	9.0E-04	--	(4)
Acrolein	107-02-8	2.2E-06	5.8E-06	--	(4)	4.5E-07	--	(4)	5.3E-06	--	(4)
Benzene	71-43-2	7.4E-05	2.0E-04	0.13	1.5E-03	1.5E-05	3.30	4.7E-06	1.8E-04	1.50	1.2E-04
Formaldehyde	50-00-0	5.8E-03	0.016	0.17	0.091	1.2E-03	4.30	2.8E-04	0.014	2.00	7.1E-03
Hexane	110-54-3	3.6E-04	9.7E-04	--	(4)	7.6E-05	--	(4)	8.8E-04	--	(4)
Chloromethane	74-87-3	2.9E-05	7.7E-05	--	(4)	6.0E-06	--	(4)	7.0E-05	--	(4)
2-Butanone	78-93-3	1.4E-05	3.7E-05	--	(4)	2.9E-06	--	(4)	3.4E-05	--	(4)
Toluene	108-88-3	1.8E-04	4.7E-04	--	(4)	3.6E-05	--	(4)	4.2E-04	--	(4)
PAHs	401	8.1E-08	2.1E-07	4.3E-05	5.0E-03	1.7E-08	1.6E-03	1.1E-05	2.0E-07	3.0E-03	6.5E-05
Benzo[a]pyrene	50-32-8	9.7E-10	2.6E-09	4.3E-05	6.0E-05	2.0E-10	1.6E-03	1.3E-07	2.3E-09	3.0E-03	7.8E-07
Naphthalene	91-20-3	2.4E-07	6.4E-07	0.029	2.2E-05	5.0E-08	0.76	6.6E-08	5.9E-07	0.35	1.7E-06

Table 6-4
Production Scenario 1—L3RA Results for Significant TEUs-Cancer Assessment
Hollingsworth & Vose Fiber Company—Corvallis, OR

Toxic Air Contaminant	CAS	TAC Emission Rate ⁽¹⁾ (g/s)	Cancer								
			Residential			Nonresidential Child			Nonresidential Worker		
			Calculated Conc. ^(a) (ug/m ³)	RBC ⁽²⁾ (ug/m ³)	Risk ^(b) (chances-in-10 ⁶)	Calculated Conc. ^(a) (ug/m ³)	RBC ⁽²⁾ (ug/m ³)	Risk ^(b) (chances-in-10 ⁶)	Calculated Conc. ^(a) (ug/m ³)	RBC ⁽²⁾ (ug/m ³)	Risk ^(b) (chances-in-10 ⁶)
Exposure Location ⁽³⁾			1136			2			10103		
Cumulative Facility-Wide Risk			2.8			<0.1			0.3		
CFU111											
Cumulative TEU Risk			--	--	0.11	--	--	3.5E-04	--	--	8.2E-03
Dispersion Factor (ug/m3/[g/s])			2.73			0.21			2.62		
Barium	7440-39-3	3.9E-07	1.1E-06	--	(4)	8.1E-08	--	(4)	1.0E-06	--	(4)
Chromium (total)	7440-47-3	1.4E-07	3.7E-07	--	(4)	2.8E-08	--	(4)	3.6E-07	--	(4)
Chromium VI	18540-29-9	1.4E-07	3.7E-07	3.1E-05	0.012	2.8E-08	5.2E-04	5.4E-05	3.6E-07	1.0E-03	3.6E-04
Copper	7440-50-8	3.3E-06	9.0E-06	--	(4)	6.8E-07	--	(4)	8.6E-06	--	(4)
Manganese	7439-96-5	6.5E-07	1.8E-06	--	(4)	1.3E-07	--	(4)	1.7E-06	--	(4)
Mercury	7439-97-6	3.4E-08	9.2E-08	--	(4)	7.0E-09	--	(4)	8.9E-08	--	(4)
Molybdenum trioxide	1313-27-5	1.3E-06	3.6E-06	--	(4)	2.8E-07	--	(4)	3.5E-06	--	(4)
Nickel	7440-02-0	2.9E-07	7.9E-07	3.8E-03	2.1E-04	6.0E-08	0.10	6.0E-07	7.6E-07	0.046	1.6E-05
Phosphorus	504	5.4E-06	1.5E-05	--	(4)	1.1E-06	--	(4)	1.4E-05	--	(4)
Vanadium	7440-62-2	1.9E-06	5.1E-06	--	(4)	3.8E-07	--	(4)	4.9E-06	--	(4)
Zinc	7440-66-6	8.1E-06	2.2E-05	--	(4)	1.7E-06	--	(4)	2.1E-05	--	(4)
Ammonia	7664-41-7	2.6E-03	7.1E-03	--	(4)	5.4E-04	--	(4)	6.8E-03	--	(4)
Hydrogen Fluoride	7664-39-3	2.5E-04	6.7E-04	--	(4)	5.1E-05	--	(4)	6.4E-04	--	(4)
Glasswool Fibers	352	3.8E-05	1.0E-04	--	(4)	7.9E-06	--	(4)	1.0E-04	--	(4)
Silica, Crystalline	7631-86-9	3.8E-05	1.0E-04	--	(4)	7.8E-06	--	(4)	9.9E-05	--	(4)
Acetaldehyde	75-07-0	3.5E-06	9.5E-06	0.45	2.1E-05	7.2E-07	12.0	6.0E-08	9.1E-06	5.50	1.7E-06
Acetone	67-64-1	3.7E-04	1.0E-03	--	(4)	7.7E-05	--	(4)	9.7E-04	--	(4)
Acrolein	107-02-8	2.2E-06	6.0E-06	--	(4)	4.5E-07	--	(4)	5.7E-06	--	(4)
Benzene	71-43-2	7.4E-05	2.0E-04	0.13	1.6E-03	1.5E-05	3.30	4.6E-06	1.9E-04	1.50	1.3E-04
Formaldehyde	50-00-0	5.8E-03	0.016	0.17	0.094	1.2E-03	4.30	2.8E-04	0.015	2.00	7.6E-03
Hexane	110-54-3	3.6E-04	9.9E-04	--	(4)	7.5E-05	--	(4)	9.5E-04	--	(4)
Chloromethane	74-87-3	2.9E-05	7.9E-05	--	(4)	6.0E-06	--	(4)	7.5E-05	--	(4)
2-Butanone	78-93-3	1.4E-05	3.8E-05	--	(4)	2.9E-06	--	(4)	3.7E-05	--	(4)
Toluene	108-88-3	1.8E-04	4.8E-04	--	(4)	3.6E-05	--	(4)	4.6E-04	--	(4)
PAHs	401	8.1E-08	2.2E-07	4.3E-05	5.1E-03	1.7E-08	1.6E-03	1.0E-05	2.1E-07	3.0E-03	7.0E-05
Benzo[a]pyrene	50-32-8	9.7E-10	2.6E-09	4.3E-05	6.2E-05	2.0E-10	1.6E-03	1.3E-07	2.5E-09	3.0E-03	8.5E-07
Naphthalene	91-20-3	2.4E-07	6.6E-07	0.029	2.3E-05	5.0E-08	0.76	6.6E-08	6.3E-07	0.35	1.8E-06

Table 6-4
Production Scenario 1—L3RA Results for Significant TEUs-Cancer Assessment
Hollingsworth & Vose Fiber Company—Corvallis, OR

Toxic Air Contaminant	CAS	TAC Emission Rate ⁽¹⁾ (g/s)	Cancer								
			Residential			Nonresidential Child			Nonresidential Worker		
			Calculated Conc. ^(a) (ug/m ³)	RBC ⁽²⁾ (ug/m ³)	Risk ^(b) (chances-in-10 ⁶)	Calculated Conc. ^(a) (ug/m ³)	RBC ⁽²⁾ (ug/m ³)	Risk ^(b) (chances-in-10 ⁶)	Calculated Conc. ^(a) (ug/m ³)	RBC ⁽²⁾ (ug/m ³)	Risk ^(b) (chances-in-10 ⁶)
Exposure Location ⁽³⁾			1136			2			10103		
Cumulative Facility-Wide Risk			2.8			<0.1			0.3		
CFU112											
Cumulative TEU Risk			--	--	0.12	--	--	3.5E-04	--	--	0.010
Dispersion Factor (ug/m3/[g/s])			2.83			0.20			3.20		
Barium	7440-39-3	3.9E-07	1.1E-06	--	(4)	8.0E-08	--	(4)	1.2E-06	--	(4)
Chromium (total)	7440-47-3	1.4E-07	3.9E-07	--	(4)	2.8E-08	--	(4)	4.4E-07	--	(4)
Chromium VI	18540-29-9	1.4E-07	3.9E-07	3.1E-05	0.012	2.8E-08	5.2E-04	5.4E-05	4.4E-07	1.0E-03	4.4E-04
Copper	7440-50-8	3.3E-06	9.3E-06	--	(4)	6.7E-07	--	(4)	1.1E-05	--	(4)
Manganese	7439-96-5	6.5E-07	1.8E-06	--	(4)	1.3E-07	--	(4)	2.1E-06	--	(4)
Mercury	7439-97-6	3.4E-08	9.6E-08	--	(4)	6.9E-09	--	(4)	1.1E-07	--	(4)
Molybdenum trioxide	1313-27-5	1.3E-06	3.8E-06	--	(4)	2.7E-07	--	(4)	4.3E-06	--	(4)
Nickel	7440-02-0	2.9E-07	8.2E-07	3.8E-03	2.2E-04	5.9E-08	0.10	5.9E-07	9.3E-07	0.046	2.0E-05
Phosphorus	504	5.4E-06	1.5E-05	--	(4)	1.1E-06	--	(4)	1.7E-05	--	(4)
Vanadium	7440-62-2	1.9E-06	5.2E-06	--	(4)	3.8E-07	--	(4)	5.9E-06	--	(4)
Zinc	7440-66-6	8.1E-06	2.3E-05	--	(4)	1.7E-06	--	(4)	2.6E-05	--	(4)
Ammonia	7664-41-7	2.6E-03	7.3E-03	--	(4)	5.3E-04	--	(4)	8.3E-03	--	(4)
Hydrogen Fluoride	7664-39-3	2.5E-04	6.9E-04	--	(4)	5.0E-05	--	(4)	7.8E-04	--	(4)
Glasswool Fibers	352	3.8E-05	1.1E-04	--	(4)	7.8E-06	--	(4)	1.2E-04	--	(4)
Silica, Crystalline	7631-86-9	3.8E-05	1.1E-04	--	(4)	7.7E-06	--	(4)	1.2E-04	--	(4)
Acetaldehyde	75-07-0	3.5E-06	9.8E-06	0.45	2.2E-05	7.1E-07	12.0	5.9E-08	1.1E-05	5.50	2.0E-06
Acetone	67-64-1	3.7E-04	1.1E-03	--	(4)	7.6E-05	--	(4)	1.2E-03	--	(4)
Acrolein	107-02-8	2.2E-06	6.2E-06	--	(4)	4.5E-07	--	(4)	7.0E-06	--	(4)
Benzene	71-43-2	7.4E-05	2.1E-04	0.13	1.6E-03	1.5E-05	3.30	4.6E-06	2.4E-04	1.50	1.6E-04
Formaldehyde	50-00-0	5.8E-03	0.017	0.17	0.097	1.2E-03	4.30	2.8E-04	0.019	2.00	9.3E-03
Hexane	110-54-3	3.6E-04	1.0E-03	--	(4)	7.4E-05	--	(4)	1.2E-03	--	(4)
Chloromethane	74-87-3	2.9E-05	8.1E-05	--	(4)	5.9E-06	--	(4)	9.2E-05	--	(4)
2-Butanone	78-93-3	1.4E-05	4.0E-05	--	(4)	2.9E-06	--	(4)	4.5E-05	--	(4)
Toluene	108-88-3	1.8E-04	5.0E-04	--	(4)	3.6E-05	--	(4)	5.6E-04	--	(4)
PAHs	401	8.1E-08	2.3E-07	4.3E-05	5.3E-03	1.7E-08	1.6E-03	1.0E-05	2.6E-07	3.0E-03	8.6E-05
Benzo[a]pyrene	50-32-8	9.7E-10	2.7E-09	4.3E-05	6.4E-05	2.0E-10	1.6E-03	1.2E-07	3.1E-09	3.0E-03	1.0E-06
Naphthalene	91-20-3	2.4E-07	6.8E-07	0.029	2.4E-05	5.0E-08	0.76	6.5E-08	7.7E-07	0.35	2.2E-06

**Table 6-4
Production Scenario 1—L3RA Results for Significant TEUs-Cancer Assessment
Hollingsworth & Vose Fiber Company—Corvallis, OR**

Toxic Air Contaminant	CAS	TAC Emission Rate ⁽¹⁾ (g/s)	Cancer								
			Residential			Nonresidential Child			Nonresidential Worker		
			Calculated Conc. ^(a) (ug/m ³)	RBC ⁽²⁾ (ug/m ³)	Risk ^(b) (chances-in-10 ⁶)	Calculated Conc. ^(a) (ug/m ³)	RBC ⁽²⁾ (ug/m ³)	Risk ^(b) (chances-in-10 ⁶)	Calculated Conc. ^(a) (ug/m ³)	RBC ⁽²⁾ (ug/m ³)	Risk ^(b) (chances-in-10 ⁶)
Exposure Location ⁽³⁾			1136			2			10103		
Cumulative Facility-Wide Risk			2.8			<0.1			0.3		
CFU116											
Cumulative TEU Risk			--	--	0.020	--	--	7.3E-04	--	--	4.8E-03
Dispersion Factor (ug/m3/[g/s])			0.48			0.43			1.53		
Barium	7440-39-3	3.9E-07	1.9E-07	--	(4)	1.7E-07	--	(4)	6.0E-07	--	(4)
Chromium (total)	7440-47-3	1.4E-07	6.5E-08	--	(4)	5.9E-08	--	(4)	2.1E-07	--	(4)
Chromium VI	18540-29-9	1.4E-07	6.5E-08	3.1E-05	2.1E-03	5.9E-08	5.2E-04	1.1E-04	2.1E-07	1.0E-03	2.1E-04
Copper	7440-50-8	3.3E-06	1.6E-06	--	(4)	1.4E-06	--	(4)	5.0E-06	--	(4)
Manganese	7439-96-5	6.5E-07	3.1E-07	--	(4)	2.8E-07	--	(4)	9.9E-07	--	(4)
Mercury	7439-97-6	3.4E-08	1.6E-08	--	(4)	1.5E-08	--	(4)	5.2E-08	--	(4)
Molybdenum trioxide	1313-27-5	1.3E-06	6.4E-07	--	(4)	5.7E-07	--	(4)	2.0E-06	--	(4)
Nickel	7440-02-0	2.9E-07	1.4E-07	3.8E-03	3.7E-05	1.2E-07	0.10	1.2E-06	4.4E-07	0.046	9.6E-06
Phosphorus	504	5.4E-06	2.6E-06	--	(4)	2.3E-06	--	(4)	8.3E-06	--	(4)
Vanadium	7440-62-2	1.9E-06	8.9E-07	--	(4)	8.0E-07	--	(4)	2.8E-06	--	(4)
Zinc	7440-66-6	8.1E-06	3.9E-06	--	(4)	3.5E-06	--	(4)	1.2E-05	--	(4)
Ammonia	7664-41-7	2.6E-03	1.2E-03	--	(4)	1.1E-03	--	(4)	3.9E-03	--	(4)
Hydrogen Fluoride	7664-39-3	2.5E-04	1.2E-04	--	(4)	1.1E-04	--	(4)	3.7E-04	--	(4)
Glasswool Fibers	352	3.8E-05	1.8E-05	--	(4)	1.6E-05	--	(4)	5.8E-05	--	(4)
Silica, Crystalline	7631-86-9	3.8E-05	1.8E-05	--	(4)	1.6E-05	--	(4)	5.8E-05	--	(4)
Acetaldehyde	75-07-0	3.5E-06	1.7E-06	0.45	3.7E-06	1.5E-06	12.0	1.2E-07	5.3E-06	5.50	9.6E-07
Acetone	67-64-1	3.7E-04	1.8E-04	--	(4)	1.6E-04	--	(4)	5.7E-04	--	(4)
Acrolein	107-02-8	2.2E-06	1.0E-06	--	(4)	9.4E-07	--	(4)	3.3E-06	--	(4)
Benzene	71-43-2	7.4E-05	3.6E-05	0.13	2.7E-04	3.2E-05	3.30	9.6E-06	1.1E-04	1.50	7.5E-05
Formaldehyde	50-00-0	5.8E-03	2.8E-03	0.17	0.016	2.5E-03	4.30	5.8E-04	8.9E-03	2.00	4.5E-03
Hexane	110-54-3	3.6E-04	1.7E-04	--	(4)	1.6E-04	--	(4)	5.6E-04	--	(4)
Chloromethane	74-87-3	2.9E-05	1.4E-05	--	(4)	1.2E-05	--	(4)	4.4E-05	--	(4)
2-Butanone	78-93-3	1.4E-05	6.8E-06	--	(4)	6.0E-06	--	(4)	2.2E-05	--	(4)
Toluene	108-88-3	1.8E-04	8.4E-05	--	(4)	7.5E-05	--	(4)	2.7E-04	--	(4)
PAHs	401	8.1E-08	3.9E-08	4.3E-05	9.0E-04	3.5E-08	1.6E-03	2.2E-05	1.2E-07	3.0E-03	4.1E-05
Benzo[a]pyrene	50-32-8	9.7E-10	4.6E-10	4.3E-05	1.1E-05	4.2E-10	1.6E-03	2.6E-07	1.5E-09	3.0E-03	4.9E-07
Naphthalene	91-20-3	2.4E-07	1.2E-07	0.029	4.0E-06	1.0E-07	0.76	1.4E-07	3.7E-07	0.35	1.1E-06

**Table 6-4
Production Scenario 1—L3RA Results for Significant TEUs-Cancer Assessment
Hollingsworth & Vose Fiber Company—Corvallis, OR**

Toxic Air Contaminant	CAS	TAC Emission Rate ⁽¹⁾ (g/s)	Cancer								
			Residential			Nonresidential Child			Nonresidential Worker		
			Calculated Conc. ^(a) (ug/m ³)	RBC ⁽²⁾ (ug/m ³)	Risk ^(b) (chances-in-10 ⁶)	Calculated Conc. ^(a) (ug/m ³)	RBC ⁽²⁾ (ug/m ³)	Risk ^(b) (chances-in-10 ⁶)	Calculated Conc. ^(a) (ug/m ³)	RBC ⁽²⁾ (ug/m ³)	Risk ^(b) (chances-in-10 ⁶)
Exposure Location ⁽³⁾			1136			2			10103		
Cumulative Facility-Wide Risk			2.8			<0.1			0.3		
CFU117											
Cumulative TEU Risk			--	--	0.021	--	--	7.3E-04	--	--	4.9E-03
Dispersion Factor (ug/m3/[g/s])			0.51			0.43			1.55		
Barium	7440-39-3	3.9E-07	2.0E-07	--	(4)	1.7E-07	--	(4)	6.0E-07	--	(4)
Chromium (total)	7440-47-3	1.4E-07	6.9E-08	--	(4)	5.9E-08	--	(4)	2.1E-07	--	(4)
Chromium VI	18540-29-9	1.4E-07	6.9E-08	3.1E-05	2.2E-03	5.9E-08	5.2E-04	1.1E-04	2.1E-07	1.0E-03	2.1E-04
Copper	7440-50-8	3.3E-06	1.7E-06	--	(4)	1.4E-06	--	(4)	5.1E-06	--	(4)
Manganese	7439-96-5	6.5E-07	3.3E-07	--	(4)	2.8E-07	--	(4)	1.0E-06	--	(4)
Mercury	7439-97-6	3.4E-08	1.7E-08	--	(4)	1.5E-08	--	(4)	5.2E-08	--	(4)
Molybdenum trioxide	1313-27-5	1.3E-06	6.7E-07	--	(4)	5.8E-07	--	(4)	2.1E-06	--	(4)
Nickel	7440-02-0	2.9E-07	1.5E-07	3.8E-03	3.9E-05	1.3E-07	0.10	1.3E-06	4.5E-07	0.046	9.8E-06
Phosphorus	504	5.4E-06	2.7E-06	--	(4)	2.4E-06	--	(4)	8.4E-06	--	(4)
Vanadium	7440-62-2	1.9E-06	9.4E-07	--	(4)	8.0E-07	--	(4)	2.9E-06	--	(4)
Zinc	7440-66-6	8.1E-06	4.1E-06	--	(4)	3.5E-06	--	(4)	1.3E-05	--	(4)
Ammonia	7664-41-7	2.6E-03	1.3E-03	--	(4)	1.1E-03	--	(4)	4.0E-03	--	(4)
Hydrogen Fluoride	7664-39-3	2.5E-04	1.2E-04	--	(4)	1.1E-04	--	(4)	3.8E-04	--	(4)
Glasswool Fibers	352	3.8E-05	1.9E-05	--	(4)	1.7E-05	--	(4)	5.9E-05	--	(4)
Silica, Crystalline	7631-86-9	3.8E-05	1.9E-05	--	(4)	1.6E-05	--	(4)	5.9E-05	--	(4)
Acetaldehyde	75-07-0	3.5E-06	1.8E-06	0.45	3.9E-06	1.5E-06	12.0	1.3E-07	5.4E-06	5.50	9.8E-07
Acetone	67-64-1	3.7E-04	1.9E-04	--	(4)	1.6E-04	--	(4)	5.8E-04	--	(4)
Acrolein	107-02-8	2.2E-06	1.1E-06	--	(4)	9.4E-07	--	(4)	3.4E-06	--	(4)
Benzene	71-43-2	7.4E-05	3.7E-05	0.13	2.9E-04	3.2E-05	3.30	9.7E-06	1.1E-04	1.50	7.6E-05
Formaldehyde	50-00-0	5.8E-03	2.9E-03	0.17	0.017	2.5E-03	4.30	5.9E-04	9.0E-03	2.00	4.5E-03
Hexane	110-54-3	3.6E-04	1.8E-04	--	(4)	1.6E-04	--	(4)	5.6E-04	--	(4)
Chloromethane	74-87-3	2.9E-05	1.5E-05	--	(4)	1.2E-05	--	(4)	4.5E-05	--	(4)
2-Butanone	78-93-3	1.4E-05	7.1E-06	--	(4)	6.1E-06	--	(4)	2.2E-05	--	(4)
Toluene	108-88-3	1.8E-04	8.8E-05	--	(4)	7.6E-05	--	(4)	2.7E-04	--	(4)
PAHs	401	8.1E-08	4.1E-08	4.3E-05	9.5E-04	3.5E-08	1.6E-03	2.2E-05	1.3E-07	3.0E-03	4.2E-05
Benzo[a]pyrene	50-32-8	9.7E-10	4.9E-10	4.3E-05	1.1E-05	4.2E-10	1.6E-03	2.6E-07	1.5E-09	3.0E-03	5.0E-07
Naphthalene	91-20-3	2.4E-07	1.2E-07	0.029	4.2E-06	1.0E-07	0.76	1.4E-07	3.8E-07	0.35	1.1E-06

Table 6-4
Production Scenario 1—L3RA Results for Significant TEUs-Cancer Assessment
Hollingsworth & Vose Fiber Company—Corvallis, OR

Toxic Air Contaminant	CAS	TAC Emission Rate ⁽¹⁾ (g/s)	Cancer								
			Residential			Nonresidential Child			Nonresidential Worker		
			Calculated Conc. ^(a) (ug/m ³)	RBC ⁽²⁾ (ug/m ³)	Risk ^(b) (chances-in-10 ⁶)	Calculated Conc. ^(a) (ug/m ³)	RBC ⁽²⁾ (ug/m ³)	Risk ^(b) (chances-in-10 ⁶)	Calculated Conc. ^(a) (ug/m ³)	RBC ⁽²⁾ (ug/m ³)	Risk ^(b) (chances-in-10 ⁶)
Exposure Location ⁽³⁾			1136			2			10103		
Cumulative Facility-Wide Risk			2.8			<0.1			0.3		
CFU118											
Cumulative TEU Risk			--	--	0.019	--	--	7.2E-04	--	--	4.8E-03
Dispersion Factor (ug/m3/[g/s])			0.45			0.43			1.53		
Barium	7440-39-3	3.9E-07	1.8E-07	--	(4)	1.7E-07	--	(4)	6.0E-07	--	(4)
Chromium (total)	7440-47-3	1.4E-07	6.2E-08	--	(4)	5.8E-08	--	(4)	2.1E-07	--	(4)
Chromium VI	18540-29-9	1.4E-07	6.2E-08	3.1E-05	2.0E-03	5.8E-08	5.2E-04	1.1E-04	2.1E-07	1.0E-03	2.1E-04
Copper	7440-50-8	3.3E-06	1.5E-06	--	(4)	1.4E-06	--	(4)	5.0E-06	--	(4)
Manganese	7439-96-5	6.5E-07	2.9E-07	--	(4)	2.8E-07	--	(4)	1.0E-06	--	(4)
Mercury	7439-97-6	3.4E-08	1.5E-08	--	(4)	1.4E-08	--	(4)	5.2E-08	--	(4)
Molybdenum trioxide	1313-27-5	1.3E-06	6.0E-07	--	(4)	5.7E-07	--	(4)	2.0E-06	--	(4)
Nickel	7440-02-0	2.9E-07	1.3E-07	3.8E-03	3.4E-05	1.2E-07	0.10	1.2E-06	4.4E-07	0.046	9.7E-06
Phosphorus	504	5.4E-06	2.5E-06	--	(4)	2.3E-06	--	(4)	8.3E-06	--	(4)
Vanadium	7440-62-2	1.9E-06	8.4E-07	--	(4)	7.9E-07	--	(4)	2.8E-06	--	(4)
Zinc	7440-66-6	8.1E-06	3.7E-06	--	(4)	3.4E-06	--	(4)	1.2E-05	--	(4)
Ammonia	7664-41-7	2.6E-03	1.2E-03	--	(4)	1.1E-03	--	(4)	4.0E-03	--	(4)
Hydrogen Fluoride	7664-39-3	2.5E-04	1.1E-04	--	(4)	1.0E-04	--	(4)	3.8E-04	--	(4)
Glasswool Fibers	352	3.8E-05	1.7E-05	--	(4)	1.6E-05	--	(4)	5.9E-05	--	(4)
Silica, Crystalline	7631-86-9	3.8E-05	1.7E-05	--	(4)	1.6E-05	--	(4)	5.8E-05	--	(4)
Acetaldehyde	75-07-0	3.5E-06	1.6E-06	0.45	3.5E-06	1.5E-06	12.0	1.2E-07	5.3E-06	5.50	9.7E-07
Acetone	67-64-1	3.7E-04	1.7E-04	--	(4)	1.6E-04	--	(4)	5.7E-04	--	(4)
Acrolein	107-02-8	2.2E-06	9.8E-07	--	(4)	9.3E-07	--	(4)	3.3E-06	--	(4)
Benzene	71-43-2	7.4E-05	3.3E-05	0.13	2.6E-04	3.1E-05	3.30	9.5E-06	1.1E-04	1.50	7.6E-05
Formaldehyde	50-00-0	5.8E-03	2.6E-03	0.17	0.016	2.5E-03	4.30	5.8E-04	9.0E-03	2.00	4.5E-03
Hexane	110-54-3	3.6E-04	1.6E-04	--	(4)	1.5E-04	--	(4)	5.6E-04	--	(4)
Chloromethane	74-87-3	2.9E-05	1.3E-05	--	(4)	1.2E-05	--	(4)	4.4E-05	--	(4)
2-Butanone	78-93-3	1.4E-05	6.4E-06	--	(4)	6.0E-06	--	(4)	2.2E-05	--	(4)
Toluene	108-88-3	1.8E-04	7.9E-05	--	(4)	7.5E-05	--	(4)	2.7E-04	--	(4)
PAHs	401	8.1E-08	3.6E-08	4.3E-05	8.5E-04	3.4E-08	1.6E-03	2.1E-05	1.2E-07	3.0E-03	4.1E-05
Benzo[a]pyrene	50-32-8	9.7E-10	4.4E-10	4.3E-05	1.0E-05	4.1E-10	1.6E-03	2.6E-07	1.5E-09	3.0E-03	4.9E-07
Naphthalene	91-20-3	2.4E-07	1.1E-07	0.029	3.8E-06	1.0E-07	0.76	1.4E-07	3.7E-07	0.35	1.1E-06

**Table 6-4
Production Scenario 1—L3RA Results for Significant TEUs-Cancer Assessment
Hollingsworth & Vose Fiber Company—Corvallis, OR**

Toxic Air Contaminant	CAS	TAC Emission Rate ⁽¹⁾ (g/s)	Cancer								
			Residential			Nonresidential Child			Nonresidential Worker		
			Calculated Conc. ^(a) (ug/m ³)	RBC ⁽²⁾ (ug/m ³)	Risk ^(b) (chances-in-10 ⁶)	Calculated Conc. ^(a) (ug/m ³)	RBC ⁽²⁾ (ug/m ³)	Risk ^(b) (chances-in-10 ⁶)	Calculated Conc. ^(a) (ug/m ³)	RBC ⁽²⁾ (ug/m ³)	Risk ^(b) (chances-in-10 ⁶)
Exposure Location ⁽³⁾			1136			2			10103		
Cumulative Facility-Wide Risk			2.8			<0.1			0.3		
CFU114											
Cumulative TEU Risk			--	--	7.9E-03	--	--	6.3E-04	--	--	2.2E-03
Dispersion Factor (ug/m3/[g/s])			0.22			0.38			0.99		
Antimony	7440-36-0	1.8E-06	4.0E-07	--	(4)	6.9E-07	--	(4)	1.8E-06	--	(4)
Barium	7440-39-3	1.2E-06	2.6E-07	--	(4)	4.6E-07	--	(4)	1.2E-06	--	(4)
Cadmium	7440-43-9	3.4E-07	7.3E-08	5.6E-04	1.3E-04	1.3E-07	0.014	9.1E-06	3.3E-07	6.7E-03	5.0E-05
Chromium (total)	7440-47-3	3.9E-07	8.5E-08	--	(4)	1.5E-07	--	(4)	3.9E-07	--	(4)
Chromium VI	18540-29-9	3.9E-07	8.5E-08	3.1E-05	2.8E-03	1.5E-07	5.2E-04	2.9E-04	3.9E-07	1.0E-03	3.9E-04
Copper	7440-50-8	5.6E-06	1.2E-06	--	(4)	2.1E-06	--	(4)	5.5E-06	--	(4)
Manganese	7439-96-5	1.3E-06	2.8E-07	--	(4)	4.8E-07	--	(4)	1.3E-06	--	(4)
Mercury	7439-97-6	6.4E-08	1.4E-08	--	(4)	2.4E-08	--	(4)	6.3E-08	--	(4)
Molybdenum trioxide	1313-27-5	1.7E-06	3.6E-07	--	(4)	6.3E-07	--	(4)	1.6E-06	--	(4)
Nickel	7440-02-0	2.1E-06	4.6E-07	3.8E-03	1.2E-04	8.0E-07	0.10	8.0E-06	2.1E-06	0.046	4.5E-05
Phosphorus	504	1.0E-05	2.3E-06	--	(4)	4.0E-06	--	(4)	1.0E-05	--	(4)
Vanadium	7440-62-2	2.3E-06	5.0E-07	--	(4)	8.8E-07	--	(4)	2.3E-06	--	(4)
Zinc	7440-66-6	3.4E-05	7.3E-06	--	(4)	1.3E-05	--	(4)	3.3E-05	--	(4)
Ammonia	7664-41-7	3.2E-03	7.0E-04	--	(4)	1.2E-03	--	(4)	3.2E-03	--	(4)
Fluorides	239	2.0E-05	4.4E-06	--	(4)	7.7E-06	--	(4)	2.0E-05	--	(4)
Hydrogen Fluoride	7664-39-3	2.7E-04	5.9E-05	--	(4)	1.0E-04	--	(4)	2.7E-04	--	(4)
Glasswool Fibers	352	5.9E-05	1.3E-05	--	(4)	2.2E-05	--	(4)	5.8E-05	--	(4)
Silica, Crystalline	7631-86-9	5.8E-05	1.3E-05	--	(4)	2.2E-05	--	(4)	5.8E-05	--	(4)
Acetaldehyde	75-07-0	4.3E-06	9.4E-07	0.45	2.1E-06	1.6E-06	12.0	1.4E-07	4.3E-06	5.50	7.8E-07
Acetone	67-64-1	2.4E-03	5.3E-04	--	(4)	9.2E-04	--	(4)	2.4E-03	--	(4)
Acrolein	107-02-8	2.7E-06	5.9E-07	--	(4)	1.0E-06	--	(4)	2.7E-06	--	(4)
Benzene	71-43-2	6.1E-04	1.3E-04	0.13	1.0E-03	2.3E-04	3.30	7.0E-05	6.0E-04	1.50	4.0E-04
Cyclohexane	110-82-7	3.8E-05	8.2E-06	--	(4)	1.4E-05	--	(4)	3.7E-05	--	(4)
Ethylbenzene	100-41-4	3.2E-05	6.9E-06	0.40	1.7E-05	1.2E-05	10.0	1.2E-06	3.2E-05	4.80	6.6E-06
Chloroethane	75-00-3	1.7E-05	3.7E-06	--	(4)	6.5E-06	--	(4)	1.7E-05	--	(4)
Formaldehyde	50-00-0	2.6E-03	5.7E-04	0.17	3.4E-03	9.9E-04	4.30	2.3E-04	2.6E-03	2.00	1.3E-03
Hexane	110-54-3	3.5E-03	7.7E-04	--	(4)	1.3E-03	--	(4)	3.5E-03	--	(4)
Chloromethane	74-87-3	2.3E-04	5.0E-05	--	(4)	8.7E-05	--	(4)	2.3E-04	--	(4)
2-Butanone	78-93-3	7.8E-05	1.7E-05	--	(4)	2.9E-05	--	(4)	7.7E-05	--	(4)
Methyl isobutyl ketone	108-10-1	2.8E-05	6.1E-06	--	(4)	1.1E-05	--	(4)	2.8E-05	--	(4)
Toluene	108-88-3	6.2E-04	1.3E-04	--	(4)	2.3E-04	--	(4)	6.1E-04	--	(4)
Xylenes (mixed isomers)	1330-20-7	6.6E-05	1.4E-05	--	(4)	2.5E-05	--	(4)	6.5E-05	--	(4)
PAHs	401	1.0E-07	2.2E-08	4.3E-05	5.1E-04	3.8E-08	1.6E-03	2.4E-05	9.9E-08	3.0E-03	3.3E-05
Benzo[a]pyrene	50-32-8	1.2E-09	2.6E-10	4.3E-05	6.1E-06	4.6E-10	1.6E-03	2.9E-07	1.2E-09	3.0E-03	4.0E-07
Naphthalene	91-20-3	3.0E-07	6.5E-08	0.029	2.3E-06	1.1E-07	0.76	1.5E-07	3.0E-07	0.35	8.5E-07

Table 6-4
Production Scenario 1—L3RA Results for Significant TEUs-Cancer Assessment
Hollingsworth & Vose Fiber Company—Corvallis, OR

Toxic Air Contaminant	CAS	TAC Emission Rate ⁽¹⁾ (g/s)	Cancer								
			Residential			Nonresidential Child			Nonresidential Worker		
			Calculated Conc. ^(a) (ug/m ³)	RBC ⁽²⁾ (ug/m ³)	Risk ^(b) (chances-in-10 ⁶)	Calculated Conc. ^(a) (ug/m ³)	RBC ⁽²⁾ (ug/m ³)	Risk ^(b) (chances-in-10 ⁶)	Calculated Conc. ^(a) (ug/m ³)	RBC ⁽²⁾ (ug/m ³)	Risk ^(b) (chances-in-10 ⁶)
Exposure Location ⁽³⁾			1136			2			10103		
Cumulative Facility-Wide Risk			2.8			<0.1			0.3		
CFU115											
Cumulative TEU Risk			--	--	6.0E-03	--	--	6.2E-04	--	--	1.4E-03
Dispersion Factor (ug/m3/[g/s])			0.16			0.37			0.63		
Antimony	7440-36-0	1.8E-06	3.0E-07	--	(4)	6.8E-07	--	(4)	1.2E-06	--	(4)
Barium	7440-39-3	1.2E-06	2.0E-07	--	(4)	4.6E-07	--	(4)	7.7E-07	--	(4)
Cadmium	7440-43-9	3.4E-07	5.6E-08	5.6E-04	1.0E-04	1.3E-07	0.014	9.0E-06	2.1E-07	6.7E-03	3.2E-05
Chromium (total)	7440-47-3	3.9E-07	6.5E-08	--	(4)	1.5E-07	--	(4)	2.5E-07	--	(4)
Chromium VI	18540-29-9	3.9E-07	6.5E-08	3.1E-05	2.1E-03	1.5E-07	5.2E-04	2.8E-04	2.5E-07	1.0E-03	2.5E-04
Copper	7440-50-8	5.6E-06	9.2E-07	--	(4)	2.1E-06	--	(4)	3.5E-06	--	(4)
Manganese	7439-96-5	1.3E-06	2.1E-07	--	(4)	4.8E-07	--	(4)	8.1E-07	--	(4)
Mercury	7439-97-6	6.4E-08	1.1E-08	--	(4)	2.4E-08	--	(4)	4.0E-08	--	(4)
Molybdenum trioxide	1313-27-5	1.7E-06	2.7E-07	--	(4)	6.2E-07	--	(4)	1.0E-06	--	(4)
Nickel	7440-02-0	2.1E-06	3.5E-07	3.8E-03	9.2E-05	7.9E-07	0.10	7.9E-06	1.3E-06	0.046	2.9E-05
Phosphorus	504	1.0E-05	1.7E-06	--	(4)	3.9E-06	--	(4)	6.6E-06	--	(4)
Vanadium	7440-62-2	2.3E-06	3.8E-07	--	(4)	8.6E-07	--	(4)	1.5E-06	--	(4)
Zinc	7440-66-6	3.4E-05	5.6E-06	--	(4)	1.3E-05	--	(4)	2.1E-05	--	(4)
Ammonia	7664-41-7	3.2E-03	5.3E-04	--	(4)	1.2E-03	--	(4)	2.0E-03	--	(4)
Fluorides	239	2.0E-05	3.4E-06	--	(4)	7.6E-06	--	(4)	1.3E-05	--	(4)
Hydrogen Fluoride	7664-39-3	2.7E-04	4.5E-05	--	(4)	1.0E-04	--	(4)	1.7E-04	--	(4)
Glasswool Fibers	352	5.9E-05	9.7E-06	--	(4)	2.2E-05	--	(4)	3.7E-05	--	(4)
Silica, Crystalline	7631-86-9	5.8E-05	9.6E-06	--	(4)	2.2E-05	--	(4)	3.7E-05	--	(4)
Acetaldehyde	75-07-0	4.3E-06	7.1E-07	0.45	1.6E-06	1.6E-06	12.0	1.3E-07	2.7E-06	5.50	5.0E-07
Acetone	67-64-1	2.4E-03	4.0E-04	--	(4)	9.1E-04	--	(4)	1.5E-03	--	(4)
Acrolein	107-02-8	2.7E-06	4.5E-07	--	(4)	1.0E-06	--	(4)	1.7E-06	--	(4)
Benzene	71-43-2	6.1E-04	1.0E-04	0.13	7.8E-04	2.3E-04	3.30	6.9E-05	3.9E-04	1.50	2.6E-04
Cyclohexane	110-82-7	3.8E-05	6.2E-06	--	(4)	1.4E-05	--	(4)	2.4E-05	--	(4)
Ethylbenzene	100-41-4	3.2E-05	5.3E-06	0.40	1.3E-05	1.2E-05	10.0	1.2E-06	2.0E-05	4.80	4.2E-06
Chloroethane	75-00-3	1.7E-05	2.8E-06	--	(4)	6.4E-06	--	(4)	1.1E-05	--	(4)
Formaldehyde	50-00-0	2.6E-03	4.3E-04	0.17	2.6E-03	9.8E-04	4.30	2.3E-04	1.7E-03	2.00	8.3E-04
Hexane	110-54-3	3.5E-03	5.8E-04	--	(4)	1.3E-03	--	(4)	2.2E-03	--	(4)
Chloromethane	74-87-3	2.3E-04	3.8E-05	--	(4)	8.6E-05	--	(4)	1.5E-04	--	(4)
2-Butanone	78-93-3	7.8E-05	1.3E-05	--	(4)	2.9E-05	--	(4)	4.9E-05	--	(4)
Methyl isobutyl ketone	108-10-1	2.8E-05	4.7E-06	--	(4)	1.1E-05	--	(4)	1.8E-05	--	(4)
Toluene	108-88-3	6.2E-04	1.0E-04	--	(4)	2.3E-04	--	(4)	3.9E-04	--	(4)
Xylenes (mixed isomers)	1330-20-7	6.6E-05	1.1E-05	--	(4)	2.5E-05	--	(4)	4.2E-05	--	(4)
PAHs	401	1.0E-07	1.7E-08	4.3E-05	3.9E-04	3.8E-08	1.6E-03	2.3E-05	6.3E-08	3.0E-03	2.1E-05
Benzo[a]pyrene	50-32-8	1.2E-09	2.0E-10	4.3E-05	4.6E-06	4.5E-10	1.6E-03	2.8E-07	7.6E-10	3.0E-03	2.5E-07
Naphthalene	91-20-3	3.0E-07	5.0E-08	0.029	1.7E-06	1.1E-07	0.76	1.5E-07	1.9E-07	0.35	5.4E-07

Table 6-4
Production Scenario 1—L3RA Results for Significant TEUs-Cancer Assessment
Hollingsworth & Vose Fiber Company—Corvallis, OR

Toxic Air Contaminant	CAS	TAC Emission Rate ⁽¹⁾ (g/s)	Cancer								
			Residential			Nonresidential Child			Nonresidential Worker		
			Calculated Conc. ^(a) (ug/m ³)	RBC ⁽²⁾ (ug/m ³)	Risk ^(b) (chances-in-10 ⁶)	Calculated Conc. ^(a) (ug/m ³)	RBC ⁽²⁾ (ug/m ³)	Risk ^(b) (chances-in-10 ⁶)	Calculated Conc. ^(a) (ug/m ³)	RBC ⁽²⁾ (ug/m ³)	Risk ^(b) (chances-in-10 ⁶)
Exposure Location ⁽³⁾			1136			2			10103		
Cumulative Facility-Wide Risk			2.8			<0.1			0.3		
CFU113											
Cumulative TEU Risk			--	--	0.21	--	--	6.7E-04	--	--	0.024
Dispersion Factor (ug/m3/[g/s])			6.80			0.45			12.9		
Antimony	7440-36-0	1.2E-06	8.2E-06	--	(4)	5.4E-07	--	(4)	1.6E-05	--	(4)
Barium	7440-39-3	8.4E-07	5.7E-06	--	(4)	3.8E-07	--	(4)	1.1E-05	--	(4)
Cadmium	7440-43-9	1.0E-06	6.8E-06	5.6E-04	0.012	4.5E-07	0.014	3.2E-05	1.3E-05	6.7E-03	1.9E-03
Chromium (total)	7440-47-3	4.3E-07	2.9E-06	--	(4)	1.9E-07	--	(4)	5.6E-06	--	(4)
Chromium VI	18540-29-9	4.3E-07	2.9E-06	3.1E-05	0.095	1.9E-07	5.2E-04	3.7E-04	5.6E-06	1.0E-03	5.6E-03
Cobalt	7440-48-4	1.8E-07	1.2E-06	--	(4)	8.1E-08	--	(4)	2.4E-06	--	(4)
Copper	7440-50-8	6.6E-06	4.5E-05	--	(4)	2.9E-06	--	(4)	8.5E-05	--	(4)
Lead	7439-92-1	9.0E-06	6.1E-05	--	(4)	4.0E-06	--	(4)	1.2E-04	--	(4)
Manganese	7439-96-5	2.4E-07	1.6E-06	--	(4)	1.1E-07	--	(4)	3.1E-06	--	(4)
Mercury	7439-97-6	1.2E-04	8.3E-04	--	(4)	5.5E-05	--	(4)	1.6E-03	--	(4)
Phosphorus	504	2.6E-05	1.8E-04	--	(4)	1.2E-05	--	(4)	3.4E-04	--	(4)
Zinc	7440-66-6	1.4E-05	9.4E-05	--	(4)	6.2E-06	--	(4)	1.8E-04	--	(4)
Carbon disulfide	75-15-0	1.3E-05	8.8E-05	--	(4)	5.8E-06	--	(4)	1.7E-04	--	(4)
Fluorides	239	4.7E-05	3.2E-04	--	(4)	2.1E-05	--	(4)	6.1E-04	--	(4)
Hydrogen Fluoride	7664-39-3	6.8E-06	4.6E-05	--	(4)	3.1E-06	--	(4)	8.8E-05	--	(4)
Silica, Crystalline	7631-86-9	1.2E-05	8.0E-05	--	(4)	5.3E-06	--	(4)	1.5E-04	--	(4)
Acetone	67-64-1	1.9E-03	0.013	--	(4)	8.3E-04	--	(4)	0.024	--	(4)
Benzene	71-43-2	4.5E-04	3.0E-03	0.13	0.023	2.0E-04	3.30	6.0E-05	5.8E-03	1.50	3.8E-03
1,3-Butadiene	106-99-0	2.0E-04	1.3E-03	0.033	0.041	8.8E-05	0.86	1.0E-04	2.5E-03	0.40	6.4E-03
Formaldehyde	50-00-0	9.9E-04	6.7E-03	0.17	0.039	4.4E-04	4.30	1.0E-04	0.013	2.00	6.4E-03
Hexane	110-54-3	2.7E-04	1.8E-03	--	(4)	1.2E-04	--	(4)	3.5E-03	--	(4)
2-Butanone	78-93-3	2.5E-05	1.7E-04	--	(4)	1.1E-05	--	(4)	3.2E-04	--	(4)
Toluene	108-88-3	1.1E-04	7.6E-04	--	(4)	5.0E-05	--	(4)	1.4E-03	--	(4)
SSF01											
Cumulative TEU Risk			--	--	2.9E-03	--	--	1.4E-05	--	--	9.7E-05
Dispersion Factor (ug/m3/[g/s])			179			15.3			190		
Barium	7440-39-3	1.4E-09	2.5E-07	--	(4)	2.1E-08	--	(4)	2.7E-07	--	(4)
Chromium (total)	7440-47-3	4.9E-10	8.7E-08	--	(4)	7.4E-09	--	(4)	9.3E-08	--	(4)
Chromium VI	18540-29-9	4.9E-10	8.7E-08	3.1E-05	2.8E-03	7.4E-09	5.2E-04	1.4E-05	9.3E-08	1.0E-03	9.3E-05
Copper	7440-50-8	1.2E-08	2.1E-06	--	(4)	1.8E-07	--	(4)	2.2E-06	--	(4)
Manganese	7439-96-5	2.3E-09	4.2E-07	--	(4)	3.6E-08	--	(4)	4.4E-07	--	(4)
Mercury	7439-97-6	1.2E-10	2.2E-08	--	(4)	1.8E-09	--	(4)	2.3E-08	--	(4)
Nickel	7440-02-0	1.0E-09	1.9E-07	3.8E-03	4.9E-05	1.6E-08	0.10	1.6E-07	2.0E-07	0.046	4.3E-06
Phosphorus	504	1.9E-08	3.5E-06	--	(4)	3.0E-07	--	(4)	3.7E-06	--	(4)
Zinc	7440-66-6	2.9E-08	5.2E-06	--	(4)	4.4E-07	--	(4)	5.5E-06	--	(4)
Silica, Crystalline	7631-86-9	3.8E-07	6.9E-05	--	(4)	5.9E-06	--	(4)	7.3E-05	--	(4)

**Table 6-4
Production Scenario 1—L3RA Results for Significant TEUs-Cancer Assessment
Hollingsworth & Vose Fiber Company—Corvallis, OR**

Toxic Air Contaminant	CAS	TAC Emission Rate ⁽¹⁾ (g/s)	Cancer								
			Residential			Nonresidential Child			Nonresidential Worker		
			Calculated Conc. ^(a) (ug/m ³)	RBC ⁽²⁾ (ug/m ³)	Risk ^(b) (chances-in-10 ⁶)	Calculated Conc. ^(a) (ug/m ³)	RBC ⁽²⁾ (ug/m ³)	Risk ^(b) (chances-in-10 ⁶)	Calculated Conc. ^(a) (ug/m ³)	RBC ⁽²⁾ (ug/m ³)	Risk ^(b) (chances-in-10 ⁶)
Exposure Location ⁽³⁾			1136			2			10103		
Cumulative Facility-Wide Risk			2.8			<0.1			0.3		
SSF02											
Cumulative TEU Risk			--	--	2.9E-03	--	--	1.5E-05	--	--	9.3E-05
Dispersion Factor (ug/m3/[g/s])			179			15.3			183		
Barium	7440-39-3	1.4E-09	2.5E-07	--	(4)	2.1E-08	--	(4)	2.6E-07	--	(4)
Chromium (total)	7440-47-3	4.9E-10	8.7E-08	--	(4)	7.5E-09	--	(4)	8.9E-08	--	(4)
Chromium VI	18540-29-9	4.9E-10	8.7E-08	3.1E-05	2.8E-03	7.5E-09	5.2E-04	1.4E-05	8.9E-08	1.0E-03	8.9E-05
Copper	7440-50-8	1.2E-08	2.1E-06	--	(4)	1.8E-07	--	(4)	2.2E-06	--	(4)
Manganese	7439-96-5	2.3E-09	4.2E-07	--	(4)	3.6E-08	--	(4)	4.3E-07	--	(4)
Mercury	7439-97-6	1.2E-10	2.2E-08	--	(4)	1.9E-09	--	(4)	2.2E-08	--	(4)
Nickel	7440-02-0	1.0E-09	1.9E-07	3.8E-03	4.9E-05	1.6E-08	0.10	1.6E-07	1.9E-07	0.046	4.1E-06
Phosphorus	504	1.9E-08	3.5E-06	--	(4)	3.0E-07	--	(4)	3.6E-06	--	(4)
Zinc	7440-66-6	2.9E-08	5.2E-06	--	(4)	4.4E-07	--	(4)	5.3E-06	--	(4)
Silica, Crystalline	7631-86-9	3.8E-07	6.9E-05	--	(4)	5.9E-06	--	(4)	7.0E-05	--	(4)
SSF05											
Cumulative TEU Risk			--	--	3.9E-03	--	--	1.4E-05	--	--	8.9E-05
Dispersion Factor (ug/m3/[g/s])			243			14.9			174		
Barium	7440-39-3	1.4E-09	3.4E-07	--	(4)	2.1E-08	--	(4)	2.4E-07	--	(4)
Chromium (total)	7440-47-3	4.9E-10	1.2E-07	--	(4)	7.3E-09	--	(4)	8.5E-08	--	(4)
Chromium VI	18540-29-9	4.9E-10	1.2E-07	3.1E-05	3.8E-03	7.3E-09	5.2E-04	1.4E-05	8.5E-08	1.0E-03	8.5E-05
Copper	7440-50-8	1.2E-08	2.9E-06	--	(4)	1.8E-07	--	(4)	2.0E-06	--	(4)
Manganese	7439-96-5	2.3E-09	5.7E-07	--	(4)	3.5E-08	--	(4)	4.1E-07	--	(4)
Mercury	7439-97-6	1.2E-10	2.9E-08	--	(4)	1.8E-09	--	(4)	2.1E-08	--	(4)
Nickel	7440-02-0	1.0E-09	2.5E-07	3.8E-03	6.6E-05	1.5E-08	0.10	1.5E-07	1.8E-07	0.046	3.9E-06
Phosphorus	504	1.9E-08	4.7E-06	--	(4)	2.9E-07	--	(4)	3.4E-06	--	(4)
Zinc	7440-66-6	2.9E-08	7.0E-06	--	(4)	4.3E-07	--	(4)	5.0E-06	--	(4)
Silica, Crystalline	7631-86-9	3.8E-07	9.3E-05	--	(4)	5.7E-06	--	(4)	6.7E-05	--	(4)
SSF16											
Cumulative TEU Risk			--	--	7.9E-04	--	--	3.3E-05	--	--	1.7E-05
Dispersion Factor (ug/m3/[g/s])			49.3			34.6			33.8		
Barium	7440-39-3	1.4E-09	6.9E-08	--	(4)	4.8E-08	--	(4)	4.7E-08	--	(4)
Chromium (total)	7440-47-3	4.9E-10	2.4E-08	--	(4)	1.7E-08	--	(4)	1.7E-08	--	(4)
Chromium VI	18540-29-9	4.9E-10	2.4E-08	3.1E-05	7.8E-04	1.7E-08	5.2E-04	3.2E-05	1.7E-08	1.0E-03	1.7E-05
Copper	7440-50-8	1.2E-08	5.8E-07	--	(4)	4.1E-07	--	(4)	4.0E-07	--	(4)
Manganese	7439-96-5	2.3E-09	1.1E-07	--	(4)	8.1E-08	--	(4)	7.9E-08	--	(4)
Mercury	7439-97-6	1.2E-10	6.0E-09	--	(4)	4.2E-09	--	(4)	4.1E-09	--	(4)
Nickel	7440-02-0	1.0E-09	5.1E-08	3.8E-03	1.3E-05	3.6E-08	0.10	3.6E-07	3.5E-08	0.046	7.6E-07
Phosphorus	504	1.9E-08	9.6E-07	--	(4)	6.7E-07	--	(4)	6.6E-07	--	(4)
Zinc	7440-66-6	2.9E-08	1.4E-06	--	(4)	1.0E-06	--	(4)	9.8E-07	--	(4)
Silica, Crystalline	7631-86-9	3.8E-07	1.9E-05	--	(4)	1.3E-05	--	(4)	1.3E-05	--	(4)

**Table 6-4
Production Scenario 1—L3RA Results for Significant TEUs-Cancer Assessment
Hollingsworth & Vose Fiber Company—Corvallis, OR**

Toxic Air Contaminant	CAS	TAC Emission Rate ⁽¹⁾ (g/s)	Cancer								
			Residential			Nonresidential Child			Nonresidential Worker		
			Calculated Conc. ^(a) (ug/m ³)	RBC ⁽²⁾ (ug/m ³)	Risk ^(b) (chances-in-10 ⁶)	Calculated Conc. ^(a) (ug/m ³)	RBC ⁽²⁾ (ug/m ³)	Risk ^(b) (chances-in-10 ⁶)	Calculated Conc. ^(a) (ug/m ³)	RBC ⁽²⁾ (ug/m ³)	Risk ^(b) (chances-in-10 ⁶)
Exposure Location ⁽³⁾			1136			2			10103		
Cumulative Facility-Wide Risk			2.8			<0.1			0.3		
SSF17											
Cumulative TEU Risk			--	--	7.5E-04	--	--	3.4E-05	--	--	1.7E-05
Dispersion Factor (ug/m3/[g/s])			46.9			35.4			32.5		
Barium	7440-39-3	1.4E-09	6.6E-08	--	(4)	4.9E-08	--	(4)	4.5E-08	--	(4)
Chromium (total)	7440-47-3	4.9E-10	2.3E-08	--	(4)	1.7E-08	--	(4)	1.6E-08	--	(4)
Chromium VI	18540-29-9	4.9E-10	2.3E-08	3.1E-05	7.4E-04	1.7E-08	5.2E-04	3.3E-05	1.6E-08	1.0E-03	1.6E-05
Copper	7440-50-8	1.2E-08	5.5E-07	--	(4)	4.2E-07	--	(4)	3.8E-07	--	(4)
Manganese	7439-96-5	2.3E-09	1.1E-07	--	(4)	8.2E-08	--	(4)	7.6E-08	--	(4)
Mercury	7439-97-6	1.2E-10	5.7E-09	--	(4)	4.3E-09	--	(4)	3.9E-09	--	(4)
Nickel	7440-02-0	1.0E-09	4.9E-08	3.8E-03	1.3E-05	3.7E-08	0.10	3.7E-07	3.4E-08	0.046	7.3E-07
Phosphorus	504	1.9E-08	9.1E-07	--	(4)	6.9E-07	--	(4)	6.3E-07	--	(4)
Zinc	7440-66-6	2.9E-08	1.4E-06	--	(4)	1.0E-06	--	(4)	9.4E-07	--	(4)
Silica, Crystalline	7631-86-9	3.8E-07	1.8E-05	--	(4)	1.4E-05	--	(4)	1.2E-05	--	(4)
SSF18											
Cumulative TEU Risk			--	--	7.6E-04	--	--	3.4E-05	--	--	1.7E-05
Dispersion Factor (ug/m3/[g/s])			47.5			35.4			32.8		
Barium	7440-39-3	1.4E-09	6.6E-08	--	(4)	4.9E-08	--	(4)	4.6E-08	--	(4)
Chromium (total)	7440-47-3	4.9E-10	2.3E-08	--	(4)	1.7E-08	--	(4)	1.6E-08	--	(4)
Chromium VI	18540-29-9	4.9E-10	2.3E-08	3.1E-05	7.5E-04	1.7E-08	5.2E-04	3.3E-05	1.6E-08	1.0E-03	1.6E-05
Copper	7440-50-8	1.2E-08	5.6E-07	--	(4)	4.2E-07	--	(4)	3.9E-07	--	(4)
Manganese	7439-96-5	2.3E-09	1.1E-07	--	(4)	8.3E-08	--	(4)	7.6E-08	--	(4)
Mercury	7439-97-6	1.2E-10	5.8E-09	--	(4)	4.3E-09	--	(4)	4.0E-09	--	(4)
Nickel	7440-02-0	1.0E-09	4.9E-08	3.8E-03	1.3E-05	3.7E-08	0.10	3.7E-07	3.4E-08	0.046	7.4E-07
Phosphorus	504	1.9E-08	9.2E-07	--	(4)	6.9E-07	--	(4)	6.4E-07	--	(4)
Zinc	7440-66-6	2.9E-08	1.4E-06	--	(4)	1.0E-06	--	(4)	9.5E-07	--	(4)
Silica, Crystalline	7631-86-9	3.8E-07	1.8E-05	--	(4)	1.4E-05	--	(4)	1.3E-05	--	(4)
SSF03											
Cumulative TEU Risk			--	--	0.054	--	--	1.9E-04	--	--	1.2E-03
Dispersion Factor (ug/m3/[g/s])			264			15.7			169		
Antimony	7440-36-0	9.8E-09	2.6E-06	--	(4)	1.5E-07	--	(4)	1.7E-06	--	(4)
Barium	7440-39-3	6.1E-09	1.6E-06	--	(4)	9.5E-08	--	(4)	1.0E-06	--	(4)
Cadmium	7440-43-9	6.3E-09	1.7E-06	5.6E-04	3.0E-03	9.8E-08	0.014	7.0E-06	1.1E-06	6.7E-03	1.6E-04
Chromium (total)	7440-47-3	5.8E-09	1.5E-06	--	(4)	9.1E-08	--	(4)	9.9E-07	--	(4)
Chromium VI	18540-29-9	5.8E-09	1.5E-06	3.1E-05	0.050	9.1E-08	5.2E-04	1.8E-04	9.9E-07	1.0E-03	9.9E-04
Cobalt	7440-48-4	2.6E-10	6.7E-08	--	(4)	4.0E-09	--	(4)	4.3E-08	--	(4)
Copper	7440-50-8	3.5E-08	9.2E-06	--	(4)	5.4E-07	--	(4)	5.9E-06	--	(4)
Lead	7439-92-1	5.5E-08	1.5E-05	--	(4)	8.7E-07	--	(4)	9.4E-06	--	(4)
Manganese	7439-96-5	8.8E-09	2.3E-06	--	(4)	1.4E-07	--	(4)	1.5E-06	--	(4)
Mercury	7439-97-6	6.7E-10	1.8E-07	--	(4)	1.0E-08	--	(4)	1.1E-07	--	(4)
Nickel	7440-02-0	1.3E-08	3.5E-06	3.8E-03	9.2E-04	2.1E-07	0.10	2.1E-06	2.2E-06	0.046	4.9E-05
Phosphorus	504	1.6E-07	4.1E-05	--	(4)	2.5E-06	--	(4)	2.7E-05	--	(4)
Zinc	7440-66-6	9.8E-08	2.6E-05	--	(4)	1.5E-06	--	(4)	1.7E-05	--	(4)
Fluorides	239	1.1E-06	3.0E-04	--	(4)	1.8E-05	--	(4)	1.9E-04	--	(4)
Silica, Crystalline	7631-86-9	2.6E-07	6.7E-05	--	(4)	4.0E-06	--	(4)	4.3E-05	--	(4)

Table 6-4
Production Scenario 1—L3RA Results for Significant TEUs-Cancer Assessment
Hollingsworth & Vose Fiber Company—Corvallis, OR

Toxic Air Contaminant	CAS	TAC Emission Rate ⁽¹⁾ (g/s)	Cancer								
			Residential			Nonresidential Child			Nonresidential Worker		
			Calculated Conc. ^(a) (ug/m ³)	RBC ⁽²⁾ (ug/m ³)	Risk ^(b) (chances-in-10 ⁶)	Calculated Conc. ^(a) (ug/m ³)	RBC ⁽²⁾ (ug/m ³)	Risk ^(b) (chances-in-10 ⁶)	Calculated Conc. ^(a) (ug/m ³)	RBC ⁽²⁾ (ug/m ³)	Risk ^(b) (chances-in-10 ⁶)
Exposure Location ⁽³⁾			1136			2			10103		
Cumulative Facility-Wide Risk			2.8			<0.1			0.3		
SSF04											
Cumulative TEU Risk			--	--	0.054	--	--	1.8E-04	--	--	1.2E-03
Dispersion Factor (ug/m3/[g/s])			263			15.6			171		
Antimony	7440-36-0	9.8E-09	2.6E-06	--	(4)	1.5E-07	--	(4)	1.7E-06	--	(4)
Barium	7440-39-3	6.1E-09	1.6E-06	--	(4)	9.4E-08	--	(4)	1.0E-06	--	(4)
Cadmium	7440-43-9	6.3E-09	1.7E-06	5.6E-04	3.0E-03	9.8E-08	0.014	7.0E-06	1.1E-06	6.7E-03	1.6E-04
Chromium (total)	7440-47-3	5.8E-09	1.5E-06	--	(4)	9.1E-08	--	(4)	1.0E-06	--	(4)
Chromium VI	18540-29-9	5.8E-09	1.5E-06	3.1E-05	0.050	9.1E-08	5.2E-04	1.8E-04	1.0E-06	1.0E-03	1.0E-03
Cobalt	7440-48-4	2.6E-10	6.7E-08	--	(4)	4.0E-09	--	(4)	4.4E-08	--	(4)
Copper	7440-50-8	3.5E-08	9.1E-06	--	(4)	5.4E-07	--	(4)	5.9E-06	--	(4)
Lead	7439-92-1	5.5E-08	1.5E-05	--	(4)	8.6E-07	--	(4)	9.5E-06	--	(4)
Manganese	7439-96-5	8.8E-09	2.3E-06	--	(4)	1.4E-07	--	(4)	1.5E-06	--	(4)
Mercury	7439-97-6	6.7E-10	1.8E-07	--	(4)	1.0E-08	--	(4)	1.1E-07	--	(4)
Nickel	7440-02-0	1.3E-08	3.5E-06	3.8E-03	9.2E-04	2.1E-07	0.10	2.1E-06	2.3E-06	0.046	4.9E-05
Phosphorus	504	1.6E-07	4.1E-05	--	(4)	2.4E-06	--	(4)	2.7E-05	--	(4)
Zinc	7440-66-6	9.8E-08	2.6E-05	--	(4)	1.5E-06	--	(4)	1.7E-05	--	(4)
Fluorides	239	1.1E-06	3.0E-04	--	(4)	1.8E-05	--	(4)	1.9E-04	--	(4)
Silica, Crystalline	7631-86-9	2.6E-07	6.7E-05	--	(4)	4.0E-06	--	(4)	4.4E-05	--	(4)
SSF06											
Cumulative TEU Risk			--	--	0.053	--	--	1.8E-04	--	--	1.2E-03
Dispersion Factor (ug/m3/[g/s])			259			15.4			175		
Antimony	7440-36-0	9.8E-09	2.6E-06	--	(4)	1.5E-07	--	(4)	1.7E-06	--	(4)
Barium	7440-39-3	6.1E-09	1.6E-06	--	(4)	9.3E-08	--	(4)	1.1E-06	--	(4)
Cadmium	7440-43-9	6.3E-09	1.6E-06	5.6E-04	2.9E-03	9.6E-08	0.014	6.9E-06	1.1E-06	6.7E-03	1.6E-04
Chromium (total)	7440-47-3	5.8E-09	1.5E-06	--	(4)	9.0E-08	--	(4)	1.0E-06	--	(4)
Chromium VI	18540-29-9	5.8E-09	1.5E-06	3.1E-05	0.049	9.0E-08	5.2E-04	1.7E-04	1.0E-06	1.0E-03	1.0E-03
Cobalt	7440-48-4	2.6E-10	6.6E-08	--	(4)	3.9E-09	--	(4)	4.5E-08	--	(4)
Copper	7440-50-8	3.5E-08	9.0E-06	--	(4)	5.3E-07	--	(4)	6.1E-06	--	(4)
Lead	7439-92-1	5.5E-08	1.4E-05	--	(4)	8.5E-07	--	(4)	9.7E-06	--	(4)
Manganese	7439-96-5	8.8E-09	2.3E-06	--	(4)	1.3E-07	--	(4)	1.5E-06	--	(4)
Mercury	7439-97-6	6.7E-10	1.7E-07	--	(4)	1.0E-08	--	(4)	1.2E-07	--	(4)
Nickel	7440-02-0	1.3E-08	3.4E-06	3.8E-03	9.1E-04	2.0E-07	0.10	2.0E-06	2.3E-06	0.046	5.1E-05
Phosphorus	504	1.6E-07	4.1E-05	--	(4)	2.4E-06	--	(4)	2.8E-05	--	(4)
Zinc	7440-66-6	9.8E-08	2.6E-05	--	(4)	1.5E-06	--	(4)	1.7E-05	--	(4)
Fluorides	239	1.1E-06	2.9E-04	--	(4)	1.7E-05	--	(4)	2.0E-04	--	(4)
Silica, Crystalline	7631-86-9	2.6E-07	6.6E-05	--	(4)	3.9E-06	--	(4)	4.5E-05	--	(4)

**Table 6-4
Production Scenario 1—L3RA Results for Significant TEUs-Cancer Assessment
Hollingsworth & Vose Fiber Company—Corvallis, OR**

Toxic Air Contaminant	CAS	TAC Emission Rate ⁽¹⁾ (g/s)	Cancer								
			Residential			Nonresidential Child			Nonresidential Worker		
			Calculated Conc. ^(a) (ug/m ³)	RBC ⁽²⁾ (ug/m ³)	Risk ^(b) (chances-in-10 ⁶)	Calculated Conc. ^(a) (ug/m ³)	RBC ⁽²⁾ (ug/m ³)	Risk ^(b) (chances-in-10 ⁶)	Calculated Conc. ^(a) (ug/m ³)	RBC ⁽²⁾ (ug/m ³)	Risk ^(b) (chances-in-10 ⁶)
Exposure Location ⁽³⁾			1136			2			10103		
Cumulative Facility-Wide Risk			2.8			<0.1			0.3		
SSF07											
Cumulative TEU Risk			--	--	0.050	--	--	1.8E-04	--	--	1.2E-03
Dispersion Factor (ug/m3/[g/s])			247			15.0			175		
Antimony	7440-36-0	9.8E-09	2.4E-06	--	(4)	1.5E-07	--	(4)	1.7E-06	--	(4)
Barium	7440-39-3	6.1E-09	1.5E-06	--	(4)	9.1E-08	--	(4)	1.1E-06	--	(4)
Cadmium	7440-43-9	6.3E-09	1.6E-06	5.6E-04	2.8E-03	9.4E-08	0.014	6.7E-06	1.1E-06	6.7E-03	1.6E-04
Chromium (total)	7440-47-3	5.8E-09	1.4E-06	--	(4)	8.8E-08	--	(4)	1.0E-06	--	(4)
Chromium VI	18540-29-9	5.8E-09	1.4E-06	3.1E-05	0.047	8.8E-08	5.2E-04	1.7E-04	1.0E-06	1.0E-03	1.0E-03
Cobalt	7440-48-4	2.6E-10	6.3E-08	--	(4)	3.8E-09	--	(4)	4.5E-08	--	(4)
Copper	7440-50-8	3.5E-08	8.6E-06	--	(4)	5.2E-07	--	(4)	6.1E-06	--	(4)
Lead	7439-92-1	5.5E-08	1.4E-05	--	(4)	8.3E-07	--	(4)	9.7E-06	--	(4)
Manganese	7439-96-5	8.8E-09	2.2E-06	--	(4)	1.3E-07	--	(4)	1.5E-06	--	(4)
Mercury	7439-97-6	6.7E-10	1.7E-07	--	(4)	1.0E-08	--	(4)	1.2E-07	--	(4)
Nickel	7440-02-0	1.3E-08	3.3E-06	3.8E-03	8.6E-04	2.0E-07	0.10	2.0E-06	2.3E-06	0.046	5.0E-05
Phosphorus	504	1.6E-07	3.9E-05	--	(4)	2.4E-06	--	(4)	2.8E-05	--	(4)
Zinc	7440-66-6	9.8E-08	2.4E-05	--	(4)	1.5E-06	--	(4)	1.7E-05	--	(4)
Fluorides	239	1.1E-06	2.8E-04	--	(4)	1.7E-05	--	(4)	2.0E-04	--	(4)
Silica, Crystalline	7631-86-9	2.6E-07	6.3E-05	--	(4)	3.8E-06	--	(4)	4.5E-05	--	(4)
SSF08											
Cumulative TEU Risk			--	--	0.052	--	--	1.8E-04	--	--	1.2E-03
Dispersion Factor (ug/m3/[g/s])			255			15.2			175		
Antimony	7440-36-0	9.8E-09	2.5E-06	--	(4)	1.5E-07	--	(4)	1.7E-06	--	(4)
Barium	7440-39-3	6.1E-09	1.5E-06	--	(4)	9.2E-08	--	(4)	1.1E-06	--	(4)
Cadmium	7440-43-9	6.3E-09	1.6E-06	5.6E-04	2.9E-03	9.6E-08	0.014	6.8E-06	1.1E-06	6.7E-03	1.6E-04
Chromium (total)	7440-47-3	5.8E-09	1.5E-06	--	(4)	8.9E-08	--	(4)	1.0E-06	--	(4)
Chromium VI	18540-29-9	5.8E-09	1.5E-06	3.1E-05	0.048	8.9E-08	5.2E-04	1.7E-04	1.0E-06	1.0E-03	1.0E-03
Cobalt	7440-48-4	2.6E-10	6.5E-08	--	(4)	3.9E-09	--	(4)	4.5E-08	--	(4)
Copper	7440-50-8	3.5E-08	8.9E-06	--	(4)	5.3E-07	--	(4)	6.1E-06	--	(4)
Lead	7439-92-1	5.5E-08	1.4E-05	--	(4)	8.4E-07	--	(4)	9.7E-06	--	(4)
Manganese	7439-96-5	8.8E-09	2.2E-06	--	(4)	1.3E-07	--	(4)	1.5E-06	--	(4)
Mercury	7439-97-6	6.7E-10	1.7E-07	--	(4)	1.0E-08	--	(4)	1.2E-07	--	(4)
Nickel	7440-02-0	1.3E-08	3.4E-06	3.8E-03	8.9E-04	2.0E-07	0.10	2.0E-06	2.3E-06	0.046	5.1E-05
Phosphorus	504	1.6E-07	4.0E-05	--	(4)	2.4E-06	--	(4)	2.8E-05	--	(4)
Zinc	7440-66-6	9.8E-08	2.5E-05	--	(4)	1.5E-06	--	(4)	1.7E-05	--	(4)
Fluorides	239	1.1E-06	2.9E-04	--	(4)	1.7E-05	--	(4)	2.0E-04	--	(4)
Silica, Crystalline	7631-86-9	2.6E-07	6.5E-05	--	(4)	3.9E-06	--	(4)	4.5E-05	--	(4)

**Table 6-4
Production Scenario 1—L3RA Results for Significant TEUs-Cancer Assessment
Hollingsworth & Vose Fiber Company—Corvallis, OR**

Toxic Air Contaminant	CAS	TAC Emission Rate ⁽¹⁾ (g/s)	Cancer								
			Residential			Nonresidential Child			Nonresidential Worker		
			Calculated Conc. ^(a) (ug/m ³)	RBC ⁽²⁾ (ug/m ³)	Risk ^(b) (chances-in-10 ⁶)	Calculated Conc. ^(a) (ug/m ³)	RBC ⁽²⁾ (ug/m ³)	Risk ^(b) (chances-in-10 ⁶)	Calculated Conc. ^(a) (ug/m ³)	RBC ⁽²⁾ (ug/m ³)	Risk ^(b) (chances-in-10 ⁶)
Exposure Location ⁽³⁾			1136			2			10103		
Cumulative Facility-Wide Risk			2.8			<0.1			0.3		
SSF09											
Cumulative TEU Risk			--	--	0.034	--	--	1.7E-04	--	--	1.6E-03
Dispersion Factor (ug/m3/[g/s])			167			14.5			227		
Antimony	7440-36-0	9.8E-09	1.6E-06	--	(4)	1.4E-07	--	(4)	2.2E-06	--	(4)
Barium	7440-39-3	6.1E-09	1.0E-06	--	(4)	8.8E-08	--	(4)	1.4E-06	--	(4)
Cadmium	7440-43-9	6.3E-09	1.0E-06	5.6E-04	1.9E-03	9.1E-08	0.014	6.5E-06	1.4E-06	6.7E-03	2.1E-04
Chromium (total)	7440-47-3	5.8E-09	9.8E-07	--	(4)	8.5E-08	--	(4)	1.3E-06	--	(4)
Chromium VI	18540-29-9	5.8E-09	9.8E-07	3.1E-05	0.031	8.5E-08	5.2E-04	1.6E-04	1.3E-06	1.0E-03	1.3E-03
Cobalt	7440-48-4	2.6E-10	4.3E-08	--	(4)	3.7E-09	--	(4)	5.8E-08	--	(4)
Copper	7440-50-8	3.5E-08	5.8E-06	--	(4)	5.0E-07	--	(4)	7.9E-06	--	(4)
Lead	7439-92-1	5.5E-08	9.2E-06	--	(4)	8.0E-07	--	(4)	1.3E-05	--	(4)
Manganese	7439-96-5	8.8E-09	1.5E-06	--	(4)	1.3E-07	--	(4)	2.0E-06	--	(4)
Mercury	7439-97-6	6.7E-10	1.1E-07	--	(4)	9.7E-09	--	(4)	1.5E-07	--	(4)
Nickel	7440-02-0	1.3E-08	2.2E-06	3.8E-03	5.8E-04	1.9E-07	0.10	1.9E-06	3.0E-06	0.046	6.6E-05
Phosphorus	504	1.6E-07	2.6E-05	--	(4)	2.3E-06	--	(4)	3.6E-05	--	(4)
Zinc	7440-66-6	9.8E-08	1.6E-05	--	(4)	1.4E-06	--	(4)	2.2E-05	--	(4)
Fluorides	239	1.1E-06	1.9E-04	--	(4)	1.6E-05	--	(4)	2.6E-04	--	(4)
Silica, Crystalline	7631-86-9	2.6E-07	4.3E-05	--	(4)	3.7E-06	--	(4)	5.8E-05	--	(4)
SSF10											
Cumulative TEU Risk			--	--	0.036	--	--	1.8E-04	--	--	1.5E-03
Dispersion Factor (ug/m3/[g/s])			176			15.0			209		
Antimony	7440-36-0	9.8E-09	1.7E-06	--	(4)	1.5E-07	--	(4)	2.1E-06	--	(4)
Barium	7440-39-3	6.1E-09	1.1E-06	--	(4)	9.1E-08	--	(4)	1.3E-06	--	(4)
Cadmium	7440-43-9	6.3E-09	1.1E-06	5.6E-04	2.0E-03	9.4E-08	0.014	6.7E-06	1.3E-06	6.7E-03	2.0E-04
Chromium (total)	7440-47-3	5.8E-09	1.0E-06	--	(4)	8.8E-08	--	(4)	1.2E-06	--	(4)
Chromium VI	18540-29-9	5.8E-09	1.0E-06	3.1E-05	0.033	8.8E-08	5.2E-04	1.7E-04	1.2E-06	1.0E-03	1.2E-03
Cobalt	7440-48-4	2.6E-10	4.5E-08	--	(4)	3.8E-09	--	(4)	5.3E-08	--	(4)
Copper	7440-50-8	3.5E-08	6.1E-06	--	(4)	5.2E-07	--	(4)	7.3E-06	--	(4)
Lead	7439-92-1	5.5E-08	9.7E-06	--	(4)	8.3E-07	--	(4)	1.2E-05	--	(4)
Manganese	7439-96-5	8.8E-09	1.5E-06	--	(4)	1.3E-07	--	(4)	1.8E-06	--	(4)
Mercury	7439-97-6	6.7E-10	1.2E-07	--	(4)	1.0E-08	--	(4)	1.4E-07	--	(4)
Nickel	7440-02-0	1.3E-08	2.3E-06	3.8E-03	6.1E-04	2.0E-07	0.10	2.0E-06	2.8E-06	0.046	6.0E-05
Phosphorus	504	1.6E-07	2.8E-05	--	(4)	2.4E-06	--	(4)	3.3E-05	--	(4)
Zinc	7440-66-6	9.8E-08	1.7E-05	--	(4)	1.5E-06	--	(4)	2.1E-05	--	(4)
Fluorides	239	1.1E-06	2.0E-04	--	(4)	1.7E-05	--	(4)	2.4E-04	--	(4)
Silica, Crystalline	7631-86-9	2.6E-07	4.5E-05	--	(4)	3.8E-06	--	(4)	5.3E-05	--	(4)

Table 6-4
Production Scenario 1—L3RA Results for Significant TEUs-Cancer Assessment
Hollingsworth & Vose Fiber Company—Corvallis, OR

Toxic Air Contaminant	CAS	TAC Emission Rate ⁽¹⁾ (g/s)	Cancer								
			Residential			Nonresidential Child			Nonresidential Worker		
			Calculated Conc. ^(a) (ug/m ³)	RBC ⁽²⁾ (ug/m ³)	Risk ^(b) (chances-in-10 ⁶)	Calculated Conc. ^(a) (ug/m ³)	RBC ⁽²⁾ (ug/m ³)	Risk ^(b) (chances-in-10 ⁶)	Calculated Conc. ^(a) (ug/m ³)	RBC ⁽²⁾ (ug/m ³)	Risk ^(b) (chances-in-10 ⁶)
Exposure Location ⁽³⁾			1136			2			10103		
Cumulative Facility-Wide Risk			2.8			<0.1			0.3		
SSF11											
Cumulative TEU Risk			--	--	0.035	--	--	1.8E-04	--	--	1.5E-03
Dispersion Factor (ug/m3/[g/s])			174			14.9			215		
Antimony	7440-36-0	9.8E-09	1.7E-06	--	(4)	1.5E-07	--	(4)	2.1E-06	--	(4)
Barium	7440-39-3	6.1E-09	1.1E-06	--	(4)	9.0E-08	--	(4)	1.3E-06	--	(4)
Cadmium	7440-43-9	6.3E-09	1.1E-06	5.6E-04	1.9E-03	9.3E-08	0.014	6.7E-06	1.3E-06	6.7E-03	2.0E-04
Chromium (total)	7440-47-3	5.8E-09	1.0E-06	--	(4)	8.7E-08	--	(4)	1.3E-06	--	(4)
Chromium VI	18540-29-9	5.8E-09	1.0E-06	3.1E-05	0.033	8.7E-08	5.2E-04	1.7E-04	1.3E-06	1.0E-03	1.3E-03
Cobalt	7440-48-4	2.6E-10	4.4E-08	--	(4)	3.8E-09	--	(4)	5.5E-08	--	(4)
Copper	7440-50-8	3.5E-08	6.0E-06	--	(4)	5.2E-07	--	(4)	7.5E-06	--	(4)
Lead	7439-92-1	5.5E-08	9.6E-06	--	(4)	8.2E-07	--	(4)	1.2E-05	--	(4)
Manganese	7439-96-5	8.8E-09	1.5E-06	--	(4)	1.3E-07	--	(4)	1.9E-06	--	(4)
Mercury	7439-97-6	6.7E-10	1.2E-07	--	(4)	9.9E-09	--	(4)	1.4E-07	--	(4)
Nickel	7440-02-0	1.3E-08	2.3E-06	3.8E-03	6.1E-04	2.0E-07	0.10	2.0E-06	2.9E-06	0.046	6.2E-05
Phosphorus	504	1.6E-07	2.7E-05	--	(4)	2.3E-06	--	(4)	3.4E-05	--	(4)
Zinc	7440-66-6	9.8E-08	1.7E-05	--	(4)	1.5E-06	--	(4)	2.1E-05	--	(4)
Fluorides	239	1.1E-06	2.0E-04	--	(4)	1.7E-05	--	(4)	2.4E-04	--	(4)
Silica, Crystalline	7631-86-9	2.6E-07	4.4E-05	--	(4)	3.8E-06	--	(4)	5.5E-05	--	(4)
SSF12											
Cumulative TEU Risk			--	--	0.034	--	--	1.7E-04	--	--	1.6E-03
Dispersion Factor (ug/m3/[g/s])			166			14.4			233		
Antimony	7440-36-0	9.8E-09	1.6E-06	--	(4)	1.4E-07	--	(4)	2.3E-06	--	(4)
Barium	7440-39-3	6.1E-09	1.0E-06	--	(4)	8.8E-08	--	(4)	1.4E-06	--	(4)
Cadmium	7440-43-9	6.3E-09	1.0E-06	5.6E-04	1.9E-03	9.1E-08	0.014	6.5E-06	1.5E-06	6.7E-03	2.2E-04
Chromium (total)	7440-47-3	5.8E-09	9.7E-07	--	(4)	8.4E-08	--	(4)	1.4E-06	--	(4)
Chromium VI	18540-29-9	5.8E-09	9.7E-07	3.1E-05	0.031	8.4E-08	5.2E-04	1.6E-04	1.4E-06	1.0E-03	1.4E-03
Cobalt	7440-48-4	2.6E-10	4.3E-08	--	(4)	3.7E-09	--	(4)	6.0E-08	--	(4)
Copper	7440-50-8	3.5E-08	5.8E-06	--	(4)	5.0E-07	--	(4)	8.1E-06	--	(4)
Lead	7439-92-1	5.5E-08	9.2E-06	--	(4)	8.0E-07	--	(4)	1.3E-05	--	(4)
Manganese	7439-96-5	8.8E-09	1.5E-06	--	(4)	1.3E-07	--	(4)	2.0E-06	--	(4)
Mercury	7439-97-6	6.7E-10	1.1E-07	--	(4)	9.7E-09	--	(4)	1.6E-07	--	(4)
Nickel	7440-02-0	1.3E-08	2.2E-06	3.8E-03	5.8E-04	1.9E-07	0.10	1.9E-06	3.1E-06	0.046	6.7E-05
Phosphorus	504	1.6E-07	2.6E-05	--	(4)	2.3E-06	--	(4)	3.7E-05	--	(4)
Zinc	7440-66-6	9.8E-08	1.6E-05	--	(4)	1.4E-06	--	(4)	2.3E-05	--	(4)
Fluorides	239	1.1E-06	1.9E-04	--	(4)	1.6E-05	--	(4)	2.6E-04	--	(4)
Silica, Crystalline	7631-86-9	2.6E-07	4.3E-05	--	(4)	3.7E-06	--	(4)	6.0E-05	--	(4)

Table 6-4
Production Scenario 1—L3RA Results for Significant TEUs-Cancer Assessment
Hollingsworth & Vose Fiber Company—Corvallis, OR

Toxic Air Contaminant	CAS	TAC Emission Rate ⁽¹⁾ (g/s)	Cancer								
			Residential			Nonresidential Child			Nonresidential Worker		
			Calculated Conc. ^(a) (ug/m ³)	RBC ⁽²⁾ (ug/m ³)	Risk ^(b) (chances-in-10 ⁶)	Calculated Conc. ^(a) (ug/m ³)	RBC ⁽²⁾ (ug/m ³)	Risk ^(b) (chances-in-10 ⁶)	Calculated Conc. ^(a) (ug/m ³)	RBC ⁽²⁾ (ug/m ³)	Risk ^(b) (chances-in-10 ⁶)
Exposure Location ⁽³⁾			1136			2			10103		
Cumulative Facility-Wide Risk			2.8			<0.1			0.3		
SSF14											
Cumulative TEU Risk			--	--	4.5E-03	--	--	2.2E-04	--	--	1.1E-04
Dispersion Factor (ug/m3/[g/s])			43.5			37.4			30.0		
Antimony	7440-36-0	1.4E-08	5.9E-07	--	(4)	5.1E-07	--	(4)	4.1E-07	--	(4)
Barium	7440-39-3	9.1E-09	4.0E-07	--	(4)	3.4E-07	--	(4)	2.7E-07	--	(4)
Cadmium	7440-43-9	2.5E-09	1.1E-07	5.6E-04	2.0E-04	9.4E-08	0.014	6.7E-06	7.5E-08	6.7E-03	1.1E-05
Chromium (total)	7440-47-3	2.9E-09	1.3E-07	--	(4)	1.1E-07	--	(4)	8.8E-08	--	(4)
Chromium VI	18540-29-9	2.9E-09	1.3E-07	3.1E-05	4.1E-03	1.1E-07	5.2E-04	2.1E-04	8.8E-08	1.0E-03	8.8E-05
Copper	7440-50-8	4.2E-08	1.8E-06	--	(4)	1.6E-06	--	(4)	1.2E-06	--	(4)
Manganese	7439-96-5	9.5E-09	4.1E-07	--	(4)	3.6E-07	--	(4)	2.9E-07	--	(4)
Mercury	7439-97-6	4.8E-10	2.1E-08	--	(4)	1.8E-08	--	(4)	1.4E-08	--	(4)
Nickel	7440-02-0	1.6E-08	6.9E-07	3.8E-03	1.8E-04	5.9E-07	0.10	5.9E-06	4.7E-07	0.046	1.0E-05
Phosphorus	504	7.8E-08	3.4E-06	--	(4)	2.9E-06	--	(4)	2.3E-06	--	(4)
Zinc	7440-66-6	2.5E-07	1.1E-05	--	(4)	9.4E-06	--	(4)	7.5E-06	--	(4)
Fluorides	239	1.5E-07	6.6E-06	--	(4)	5.7E-06	--	(4)	4.5E-06	--	(4)
Silica, Crystalline	7631-86-9	1.2E-06	5.0E-05	--	(4)	4.3E-05	--	(4)	3.4E-05	--	(4)
SSF15											
Cumulative TEU Risk			--	--	4.5E-03	--	--	2.2E-04	--	--	1.1E-04
Dispersion Factor (ug/m3/[g/s])			43.9			37.3			30.1		
Antimony	7440-36-0	1.4E-08	6.0E-07	--	(4)	5.1E-07	--	(4)	4.1E-07	--	(4)
Barium	7440-39-3	9.1E-09	4.0E-07	--	(4)	3.4E-07	--	(4)	2.7E-07	--	(4)
Cadmium	7440-43-9	2.5E-09	1.1E-07	5.6E-04	2.0E-04	9.4E-08	0.014	6.7E-06	7.6E-08	6.7E-03	1.1E-05
Chromium (total)	7440-47-3	2.9E-09	1.3E-07	--	(4)	1.1E-07	--	(4)	8.8E-08	--	(4)
Chromium VI	18540-29-9	2.9E-09	1.3E-07	3.1E-05	4.1E-03	1.1E-07	5.2E-04	2.1E-04	8.8E-08	1.0E-03	8.8E-05
Copper	7440-50-8	4.2E-08	1.8E-06	--	(4)	1.6E-06	--	(4)	1.3E-06	--	(4)
Manganese	7439-96-5	9.5E-09	4.2E-07	--	(4)	3.6E-07	--	(4)	2.9E-07	--	(4)
Mercury	7439-97-6	4.8E-10	2.1E-08	--	(4)	1.8E-08	--	(4)	1.4E-08	--	(4)
Nickel	7440-02-0	1.6E-08	6.9E-07	3.8E-03	1.8E-04	5.9E-07	0.10	5.9E-06	4.7E-07	0.046	1.0E-05
Phosphorus	504	7.8E-08	3.4E-06	--	(4)	2.9E-06	--	(4)	2.3E-06	--	(4)
Zinc	7440-66-6	2.5E-07	1.1E-05	--	(4)	9.4E-06	--	(4)	7.6E-06	--	(4)
Fluorides	239	1.5E-07	6.7E-06	--	(4)	5.7E-06	--	(4)	4.6E-06	--	(4)
Silica, Crystalline	7631-86-9	1.2E-06	5.0E-05	--	(4)	4.3E-05	--	(4)	3.5E-05	--	(4)

Table 6-4
Production Scenario 1—L3RA Results for Significant TEUs-Cancer Assessment
Hollingsworth & Vose Fiber Company—Corvallis, OR

Toxic Air Contaminant	CAS	TAC Emission Rate ⁽¹⁾ (g/s)	Cancer								
			Residential			Nonresidential Child			Nonresidential Worker		
			Calculated Conc. ^(a) (ug/m ³)	RBC ⁽²⁾ (ug/m ³)	Risk ^(b) (chances-in-10 ⁶)	Calculated Conc. ^(a) (ug/m ³)	RBC ⁽²⁾ (ug/m ³)	Risk ^(b) (chances-in-10 ⁶)	Calculated Conc. ^(a) (ug/m ³)	RBC ⁽²⁾ (ug/m ³)	Risk ^(b) (chances-in-10 ⁶)
Exposure Location ⁽³⁾			1136			2			10103		
Cumulative Facility-Wide Risk			2.8			<0.1			0.3		
SSF13											
Cumulative TEU Risk			--	--	0.15	--	--	7.4E-04	--	--	8.1E-03
Dispersion Factor (ug/m3/[g/s])			164			14.3			243		
Antimony	7440-36-0	6.9E-08	1.1E-05	--	(4)	9.9E-07	--	(4)	1.7E-05	--	(4)
Barium	7440-39-3	4.8E-08	7.9E-06	--	(4)	6.9E-07	--	(4)	1.2E-05	--	(4)
Cadmium	7440-43-9	5.8E-08	9.5E-06	5.6E-04	0.017	8.3E-07	0.014	5.9E-05	1.4E-05	6.7E-03	2.1E-03
Chromium (total)	7440-47-3	2.5E-08	4.1E-06	--	(4)	3.5E-07	--	(4)	6.0E-06	--	(4)
Chromium VI	18540-29-9	2.5E-08	4.1E-06	3.1E-05	0.13	3.5E-07	5.2E-04	6.8E-04	6.0E-06	1.0E-03	6.0E-03
Cobalt	7440-48-4	1.0E-08	1.7E-06	--	(4)	1.5E-07	--	(4)	2.5E-06	--	(4)
Copper	7440-50-8	3.8E-07	6.2E-05	--	(4)	5.4E-06	--	(4)	9.2E-05	--	(4)
Lead	7439-92-1	5.1E-07	8.5E-05	--	(4)	7.4E-06	--	(4)	1.3E-04	--	(4)
Manganese	7439-96-5	1.4E-08	2.3E-06	--	(4)	2.0E-07	--	(4)	3.3E-06	--	(4)
Mercury	7439-97-6	7.0E-06	1.1E-03	--	(4)	1.0E-04	--	(4)	1.7E-03	--	(4)
Phosphorus	504	1.5E-06	2.5E-04	--	(4)	2.1E-05	--	(4)	3.7E-04	--	(4)
Zinc	7440-66-6	7.9E-07	1.3E-04	--	(4)	1.1E-05	--	(4)	1.9E-04	--	(4)
Fluorides	239	2.7E-06	4.4E-04	--	(4)	3.9E-05	--	(4)	6.5E-04	--	(4)
Silica, Crystalline	7631-86-9	2.3E-06	3.8E-04	--	(4)	3.3E-05	--	(4)	5.6E-04	--	(4)
SILO1											
Cumulative TEU Risk			--	--	--	--	--	--	--	--	--
Dispersion Factor (ug/m3/[g/s])			22.9			1.94			26.5		
Silica, Crystalline	7631-86-9	1.5E-07	3.4E-06	--	(4)	2.9E-07	--	(4)	3.9E-06	--	(4)
SILO2											
Cumulative TEU Risk			--	--	--	--	--	--	--	--	--
Dispersion Factor (ug/m3/[g/s])			0.95			4.36			2.59		
Silica, Crystalline	7631-86-9	1.5E-07	1.4E-07	--	(4)	6.4E-07	--	(4)	3.8E-07	--	(4)
BBBH											
Cumulative TEU Risk			--	--	1.9E-03	--	--	1.8E-05	--	--	8.6E-04
Dispersion Factor (ug/m3/[g/s])			21.2			5.18			118		
Aluminum	7429-90-5	2.9E-03	0.062	--	(4)	0.015	--	(4)	0.34	--	(4)
Barium	7440-39-3	7.5E-04	0.016	--	(4)	3.9E-03	--	(4)	0.089	--	(4)
Cadmium	7440-43-9	4.9E-08	1.0E-06	5.6E-04	1.9E-03	2.5E-07	0.014	1.8E-05	5.8E-06	6.7E-03	8.6E-04
Lead	7439-92-1	4.9E-07	1.0E-05	--	(4)	2.5E-06	--	(4)	5.8E-05	--	(4)
Zinc Oxide	1314-13-2	4.8E-04	0.010	--	(4)	2.5E-03	--	(4)	0.056	--	(4)
Fluorides	239	2.1E-04	4.4E-03	--	(4)	1.1E-03	--	(4)	0.025	--	(4)
Silica, Crystalline	7631-86-9	7.3E-03	0.16	--	(4)	0.038	--	(4)	0.87	--	(4)

**Table 6-4
Production Scenario 1—L3RA Results for Significant TEUs-Cancer Assessment
Hollingsworth & Vose Fiber Company—Corvallis, OR**

Toxic Air Contaminant	CAS	TAC Emission Rate ⁽¹⁾ (g/s)	Cancer								
			Residential			Nonresidential Child			Nonresidential Worker		
			Calculated Conc. ^(a) (ug/m ³)	RBC ⁽²⁾ (ug/m ³)	Risk ^(b) (chances-in-10 ⁶)	Calculated Conc. ^(a) (ug/m ³)	RBC ⁽²⁾ (ug/m ³)	Risk ^(b) (chances-in-10 ⁶)	Calculated Conc. ^(a) (ug/m ³)	RBC ⁽²⁾ (ug/m ³)	Risk ^(b) (chances-in-10 ⁶)
Exposure Location ⁽³⁾			1136			2			10103		
Cumulative Facility-Wide Risk			2.8			<0.1			0.3		
GP1_A											
Cumulative TEU Risk			--	--	5.8E-05	--	--	4.5E-07	--	--	2.0E-05
Dispersion Factor (ug/m3/[g/s])			48.8			9.62			206		
Aluminum	7429-90-5	3.9E-05	1.9E-03	--	(4)	3.8E-04	--	(4)	8.1E-03	--	(4)
Barium	7440-39-3	1.0E-05	5.0E-04	--	(4)	9.8E-05	--	(4)	2.1E-03	--	(4)
Cadmium	7440-43-9	6.6E-10	3.2E-08	5.6E-04	5.8E-05	6.4E-09	0.014	4.5E-07	1.4E-07	6.7E-03	2.0E-05
Lead	7439-92-1	6.6E-09	3.2E-07	--	(4)	6.4E-08	--	(4)	1.4E-06	--	(4)
Zinc Oxide	1314-13-2	6.4E-06	3.1E-04	--	(4)	6.2E-05	--	(4)	1.3E-03	--	(4)
Fluorides	239	2.8E-06	1.4E-04	--	(4)	2.7E-05	--	(4)	5.8E-04	--	(4)
Glasswool Fibers	352	5.6E-03	0.27	--	(4)	0.054	--	(4)	1.15	--	(4)
Silica, Crystalline	7631-86-9	9.9E-05	4.8E-03	--	(4)	9.5E-04	--	(4)	0.020	--	(4)
GP1_B											
Cumulative TEU Risk			--	--	5.7E-05	--	--	4.5E-07	--	--	1.8E-05
Dispersion Factor (ug/m3/[g/s])			48.3			9.53			178		
Aluminum	7429-90-5	3.9E-05	1.9E-03	--	(4)	3.7E-04	--	(4)	7.0E-03	--	(4)
Barium	7440-39-3	1.0E-05	4.9E-04	--	(4)	9.7E-05	--	(4)	1.8E-03	--	(4)
Cadmium	7440-43-9	6.6E-10	3.2E-08	5.6E-04	5.7E-05	6.3E-09	0.014	4.5E-07	1.2E-07	6.7E-03	1.8E-05
Lead	7439-92-1	6.6E-09	3.2E-07	--	(4)	6.3E-08	--	(4)	1.2E-06	--	(4)
Zinc Oxide	1314-13-2	6.4E-06	3.1E-04	--	(4)	6.1E-05	--	(4)	1.1E-03	--	(4)
Fluorides	239	2.8E-06	1.4E-04	--	(4)	2.7E-05	--	(4)	5.0E-04	--	(4)
Glasswool Fibers	352	5.6E-03	0.27	--	(4)	0.053	--	(4)	0.99	--	(4)
Silica, Crystalline	7631-86-9	9.9E-05	4.8E-03	--	(4)	9.4E-04	--	(4)	0.018	--	(4)
BHBH											
Cumulative TEU Risk			--	--	1.5E-07	--	--	1.2E-09	--	--	1.0E-07
Dispersion Factor (ug/m3/[g/s])			65.3			12.4			531		
Aluminum	7429-90-5	7.9E-08	5.1E-06	--	(4)	9.7E-07	--	(4)	4.2E-05	--	(4)
Barium	7440-39-3	2.0E-08	1.3E-06	--	(4)	2.5E-07	--	(4)	1.1E-05	--	(4)
Cadmium	7440-43-9	1.3E-12	8.6E-11	5.6E-04	1.5E-07	1.6E-11	0.014	1.2E-09	7.0E-10	6.7E-03	1.0E-07
Lead	7439-92-1	1.3E-11	8.6E-10	--	(4)	1.6E-10	--	(4)	7.0E-09	--	(4)
Zinc Oxide	1314-13-2	1.3E-08	8.3E-07	--	(4)	1.6E-07	--	(4)	6.8E-06	--	(4)
Fluorides	239	5.6E-09	3.7E-07	--	(4)	6.9E-08	--	(4)	3.0E-06	--	(4)
Silica, Crystalline	7631-86-9	2.0E-07	1.3E-05	--	(4)	2.4E-06	--	(4)	1.1E-04	--	(4)
CT1_2											
Cumulative TEU Risk			--	--	0	--	--	0	--	--	0
Dispersion Factor (ug/m3/[g/s])			14.1			5.91			37.5		
Phosphoric Acid	7664-38-2	2.0E-05	2.9E-04	--	(4)	1.2E-04	--	(4)	7.7E-04	--	(4)
Sulfuric Acid	7664-93-9	2.0E-05	2.9E-04	--	(4)	1.2E-04	--	(4)	7.7E-04	--	(4)
CT3A											
Cumulative TEU Risk			--	--	0	--	--	0	--	--	0
Dispersion Factor (ug/m3/[g/s])			12.4			4.09			38.5		
Phosphoric Acid	7664-38-2	1.1E-05	1.4E-04	--	(4)	4.6E-05	--	(4)	4.4E-04	--	(4)
Sulfuric Acid	7664-93-9	1.1E-05	1.4E-04	--	(4)	4.6E-05	--	(4)	4.4E-04	--	(4)

**Table 6-4
Production Scenario 1—L3RA Results for Significant TEUs-Cancer Assessment
Hollingsworth & Vose Fiber Company—Corvallis, OR**

Toxic Air Contaminant	CAS	TAC Emission Rate ⁽¹⁾ (g/s)	Cancer								
			Residential			Nonresidential Child			Nonresidential Worker		
			Calculated Conc. ^(a) (ug/m ³)	RBC ⁽²⁾ (ug/m ³)	Risk ^(b) (chances-in-10 ⁶)	Calculated Conc. ^(a) (ug/m ³)	RBC ⁽²⁾ (ug/m ³)	Risk ^(b) (chances-in-10 ⁶)	Calculated Conc. ^(a) (ug/m ³)	RBC ⁽²⁾ (ug/m ³)	Risk ^(b) (chances-in-10 ⁶)
Exposure Location ⁽³⁾			1136			2			10103		
Cumulative Facility-Wide Risk			2.8			<0.1			0.3		
CT3B											
Cumulative TEU Risk			--	--	0	--	--	0	--	--	0
Dispersion Factor (ug/m3/[g/s])			12.4			4.09			36.6		
Phosphoric Acid	7664-38-2	1.1E-05	1.4E-04	--	(4)	4.6E-05	--	(4)	4.2E-04	--	(4)
Sulfuric Acid	7664-93-9	1.1E-05	1.4E-04	--	(4)	4.6E-05	--	(4)	4.2E-04	--	(4)
CT4											
Cumulative TEU Risk			--	--	0	--	--	0	--	--	0
Dispersion Factor (ug/m3/[g/s])			3.27			10.5			8.15		
Phosphoric Acid	7664-38-2	1.8E-05	5.9E-05	--	(4)	1.9E-04	--	(4)	1.5E-04	--	(4)
Sulfuric Acid	7664-93-9	1.8E-05	5.9E-05	--	(4)	1.9E-04	--	(4)	1.5E-04	--	(4)
PAINT											
Cumulative TEU Risk			--	--	0.047	--	--	2.1E-04	--	--	0.040
Dispersion Factor (ug/m3/[g/s])			128			13.9			1,298		
Barium	7440-39-3	2.1E-04	0.027	--	(4)	2.9E-03	--	(4)	0.28	--	(4)
Cobalt	7440-48-4	1.0E-05	1.3E-03	--	(4)	1.4E-04	--	(4)	0.013	--	(4)
Acetone	67-64-1	3.5E-03	0.45	--	(4)	0.049	--	(4)	4.58	--	(4)
Ethylbenzene	100-41-4	1.5E-04	0.019	0.40	0.047	2.1E-03	10.0	2.1E-04	0.19	4.80	0.040
1,2,4-Trimethylbenzene	95-63-6	1.9E-04	0.024	--	(4)	2.6E-03	--	(4)	0.24	--	(4)
Xylenes (mixed isomers)	1330-20-7	6.1E-04	0.077	--	(4)	8.4E-03	--	(4)	0.79	--	(4)
EGEN1											
Cumulative TEU Risk			--	--	0.32	--	--	7.3E-04	--	--	0.025
Dispersion Factor (ug/m3/[g/s])			7.55			0.57			16.8		
Arsenic	7440-38-2	5.4E-08	4.1E-07	2.4E-05	0.017	3.1E-08	1.3E-03	2.4E-05	9.1E-07	6.2E-04	1.5E-03
Cadmium	7440-43-9	5.0E-08	3.8E-07	5.6E-04	6.8E-04	2.9E-08	0.014	2.1E-06	8.5E-07	6.7E-03	1.3E-04
Chromium VI	18540-29-9	3.4E-09	2.5E-08	3.1E-05	8.2E-04	1.9E-09	5.2E-04	3.7E-06	5.7E-08	1.0E-03	5.7E-05
Copper	7440-50-8	1.4E-07	1.0E-06	--	(4)	7.9E-08	--	(4)	2.3E-06	--	(4)
Lead	7439-92-1	2.8E-07	2.1E-06	--	(4)	1.6E-07	--	(4)	4.7E-06	--	(4)
Manganese	7439-96-5	1.0E-07	7.9E-07	--	(4)	6.0E-08	--	(4)	1.8E-06	--	(4)
Mercury	7439-97-6	6.7E-08	5.1E-07	--	(4)	3.9E-08	--	(4)	1.1E-06	--	(4)
Nickel	7440-02-0	1.3E-07	9.9E-07	3.8E-03	2.6E-04	7.5E-08	0.10	7.5E-07	2.2E-06	0.046	4.8E-05
Selenium	7782-49-2	7.4E-08	5.6E-07	--	(4)	4.2E-08	--	(4)	1.2E-06	--	(4)
Ammonia	7664-41-7	2.7E-05	2.0E-04	--	(4)	1.5E-05	--	(4)	4.5E-04	--	(4)
Hydrochloric Acid	7647-01-0	6.3E-06	4.7E-05	--	(4)	3.6E-06	--	(4)	1.1E-04	--	(4)
Acetaldehyde	75-07-0	2.6E-05	2.0E-04	0.45	4.4E-04	1.5E-05	12.0	1.3E-06	4.4E-04	5.50	8.1E-05
Acrolein	107-02-8	1.1E-06	8.6E-06	--	(4)	6.5E-07	--	(4)	1.9E-05	--	(4)
Benzene	71-43-2	6.3E-06	4.7E-05	0.13	3.6E-04	3.6E-06	3.30	1.1E-06	1.1E-04	1.50	7.0E-05
1,3-Butadiene	106-99-0	7.3E-06	5.5E-05	0.033	1.7E-03	4.2E-06	0.86	4.9E-06	1.2E-04	0.40	3.1E-04
Ethylbenzene	100-41-4	3.7E-07	2.8E-06	0.40	6.9E-06	2.1E-07	10.0	2.1E-08	6.2E-06	4.80	1.3E-06
Formaldehyde	50-00-0	5.8E-05	4.4E-04	0.17	2.6E-03	3.3E-05	4.30	7.8E-06	9.8E-04	2.00	4.9E-04
Hexane	110-54-3	9.1E-07	6.8E-06	--	(4)	5.2E-07	--	(4)	1.5E-05	--	(4)
Toluene	108-88-3	3.5E-06	2.7E-05	--	(4)	2.0E-06	--	(4)	6.0E-05	--	(4)
Xylenes (mixed isomers)	1330-20-7	1.4E-06	1.1E-05	--	(4)	8.2E-07	--	(4)	2.4E-05	--	(4)
PAHs	401	1.2E-06	9.2E-06	4.3E-05	0.21	7.0E-07	1.6E-03	4.4E-04	2.1E-05	3.0E-03	6.8E-03
Benzo[a]pyrene	50-32-8	1.2E-09	9.1E-09	4.3E-05	2.1E-04	6.9E-10	1.6E-03	4.3E-07	2.0E-08	3.0E-03	6.7E-06
Naphthalene	91-20-3	6.6E-07	5.0E-06	0.029	1.7E-04	3.8E-07	0.76	5.0E-07	1.1E-05	0.35	3.2E-05
DPM	200	1.1E-03	8.5E-03	0.10	0.085	6.5E-04	2.60	2.5E-04	0.019	1.20	0.016

Table 6-4
Production Scenario 1—L3RA Results for Significant TEUs-Cancer Assessment
Hollingsworth & Vose Fiber Company—Corvallis, OR

Toxic Air Contaminant	CAS	TAC Emission Rate ⁽¹⁾ (g/s)	Cancer								
			Residential			Nonresidential Child			Nonresidential Worker		
			Calculated Conc. ^(a) (ug/m ³)	RBC ⁽²⁾ (ug/m ³)	Risk ^(b) (chances-in-10 ⁶)	Calculated Conc. ^(a) (ug/m ³)	RBC ⁽²⁾ (ug/m ³)	Risk ^(b) (chances-in-10 ⁶)	Calculated Conc. ^(a) (ug/m ³)	RBC ⁽²⁾ (ug/m ³)	Risk ^(b) (chances-in-10 ⁶)
Exposure Location ⁽³⁾			1136			2			10103		
Cumulative Facility-Wide Risk			2.8			<0.1			0.3		
EGEN2											
Cumulative TEU Risk			--	--	0.27	--	--	2.7E-03	--	--	0.035
Dispersion Factor (ug/m3/[g/s])			8.81			2.96			33.1		
Arsenic	7440-38-2	3.8E-08	3.3E-07	2.4E-05	0.014	1.1E-07	1.3E-03	8.6E-05	1.3E-06	6.2E-04	2.0E-03
Cadmium	7440-43-9	3.6E-08	3.1E-07	5.6E-04	5.6E-04	1.1E-07	0.014	7.5E-06	1.2E-06	6.7E-03	1.8E-04
Chromium VI	18540-29-9	2.4E-09	2.1E-08	3.1E-05	6.7E-04	7.0E-09	5.2E-04	1.4E-05	7.9E-08	1.0E-03	7.9E-05
Copper	7440-50-8	9.7E-08	8.6E-07	--	(4)	2.9E-07	--	(4)	3.2E-06	--	(4)
Lead	7439-92-1	2.0E-07	1.7E-06	--	(4)	5.8E-07	--	(4)	6.5E-06	--	(4)
Manganese	7439-96-5	7.4E-08	6.5E-07	--	(4)	2.2E-07	--	(4)	2.4E-06	--	(4)
Mercury	7439-97-6	4.7E-08	4.2E-07	--	(4)	1.4E-07	--	(4)	1.6E-06	--	(4)
Nickel	7440-02-0	9.3E-08	8.2E-07	3.8E-03	2.1E-04	2.7E-07	0.10	2.7E-06	3.1E-06	0.046	6.7E-05
Selenium	7782-49-2	5.2E-08	4.6E-07	--	(4)	1.5E-07	--	(4)	1.7E-06	--	(4)
Ammonia	7664-41-7	1.9E-05	1.7E-04	--	(4)	5.6E-05	--	(4)	6.3E-04	--	(4)
Hydrochloric Acid	7647-01-0	4.4E-06	3.9E-05	--	(4)	1.3E-05	--	(4)	1.5E-04	--	(4)
Acetaldehyde	75-07-0	1.9E-05	1.6E-04	0.45	3.6E-04	5.5E-05	12.0	4.6E-06	6.2E-04	5.50	1.1E-04
Acrolein	107-02-8	8.0E-07	7.1E-06	--	(4)	2.4E-06	--	(4)	2.7E-05	--	(4)
Benzene	71-43-2	4.4E-06	3.9E-05	0.13	3.0E-04	1.3E-05	3.30	4.0E-06	1.5E-04	1.50	9.8E-05
1,3-Butadiene	106-99-0	5.2E-06	4.5E-05	0.033	1.4E-03	1.5E-05	0.86	1.8E-05	1.7E-04	0.40	4.3E-04
Ethylbenzene	100-41-4	2.6E-07	2.3E-06	0.40	5.7E-06	7.7E-07	10.0	7.7E-08	8.6E-06	4.80	1.8E-06
Formaldehyde	50-00-0	4.1E-05	3.6E-04	0.17	2.1E-03	1.2E-04	4.30	2.8E-05	1.4E-03	2.00	6.8E-04
Hexane	110-54-3	6.4E-07	5.6E-06	--	(4)	1.9E-06	--	(4)	2.1E-05	--	(4)
Toluene	108-88-3	2.5E-06	2.2E-05	--	(4)	7.4E-06	--	(4)	8.3E-05	--	(4)
Xylenes (mixed isomers)	1330-20-7	1.0E-06	8.9E-06	--	(4)	3.0E-06	--	(4)	3.3E-05	--	(4)
PAHs	401	8.6E-07	7.6E-06	4.3E-05	0.18	2.5E-06	1.6E-03	1.6E-03	2.8E-05	3.0E-03	9.5E-03
Benzo[a]pyrene	50-32-8	8.5E-10	7.5E-09	4.3E-05	1.7E-04	2.5E-09	1.6E-03	1.6E-06	2.8E-08	3.0E-03	9.4E-06
Naphthalene	91-20-3	4.7E-07	4.1E-06	0.029	1.4E-04	1.4E-06	0.76	1.8E-06	1.5E-05	0.35	4.4E-05
DPM	200	8.0E-04	7.0E-03	0.10	0.070	2.4E-03	2.60	9.1E-04	0.026	1.20	0.022

Notes

g = gram; m³ = cubic meter; RBC = risk-based concentration; s = second; TEU = toxic emission unit; TAC - toxic air contaminant; ug = micrograms.

^(a) Calculated concentration (ug/m³) = (dispersion factor [(ug/m³)/{g/s}]) x (TAC emission rate per TEU [g/s])

^(b) Risk (chances-in-1,000,000) = (calculated concentration [ug/m³]) / (risk-based concentration [ug/m³])

References

⁽¹⁾ See Table 3-1, Annual TAC Emission Rates—Significant TEUs.

⁽²⁾ Oregon Administrative Rule 340-245-8010, Table 2.

⁽³⁾ See Table 6-2, Maximum Predicted Risk Exposure Location Per TEU.

⁽⁴⁾ TAC does not have an established RBC for this exposure category per Oregon Administrative Rule 340-245-8010 Table 2.

**Table 6-5
Production Scenario 1—L3RA Results for Significant TEUs-Chronic and Acute Noncancer Assessments
Hollingsworth & Vose Fiber Company—Corvallis, OR**

Toxic Air Contaminant	CAS	TAC Emission Rate (g/s)		Chronic Noncancer									Acute Noncancer		
		Annual ⁽¹⁾	Maximum Daily ⁽²⁾	Residential			Nonresidential Child			Nonresidential Worker			Calculated Conc. ^(a) (ug/m ³)	RBC ⁽³⁾ (ug/m ³)	Hazard Index ^(b)
				Calculated Conc. ^(a) (ug/m ³)	RBC ⁽³⁾ (ug/m ³)	Hazard Index ^(b)	Calculated Conc. ^(a) (ug/m ³)	RBC ⁽³⁾ (ug/m ³)	Hazard Index ^(b)	Calculated Conc. ^(a) (ug/m ³)	RBC ⁽³⁾ (ug/m ³)	Hazard Index ^(b)			
Exposure Location ⁽⁴⁾				1220			2			10103			10240		
Cumulative Facility-Wide Risk				0.2			<0.1			0.1			0.2		
CFU101															
Cumulative TEU Risk				--	--	3.2E-04	--	--	3.8E-05	--	--	3.9E-04	--	--	1.6E-03
Dispersion Factor (ug/m3/[g/s])				0.37			0.21			2.14			10.6		
Barium	7440-39-3	3.9E-07	3.9E-07	1.5E-07	--	(5)	8.2E-08	--	(5)	8.4E-07	--	(5)	4.1E-06	--	(5)
Chromium (total)	7440-47-3	1.4E-07	1.4E-07	5.1E-08	--	(5)	2.9E-08	--	(5)	2.9E-07	--	(5)	1.4E-06	--	(5)
Chromium VI	18540-29-9	1.4E-07	1.4E-07	5.1E-08	0.083	6.1E-07	2.9E-08	0.88	3.3E-08	2.9E-07	0.88	3.3E-07	1.4E-06	0.30	4.8E-06
Copper	7440-50-8	3.3E-06	3.3E-06	1.2E-06	--	(5)	6.9E-07	--	(5)	7.0E-06	--	(5)	3.5E-05	100.0	3.5E-07
Manganese	7439-96-5	6.5E-07	6.5E-07	2.4E-07	0.090	2.7E-06	1.4E-07	0.40	3.4E-07	1.4E-06	0.40	3.5E-06	6.9E-06	0.30	2.3E-05
Mercury	7439-97-6	3.4E-08	3.4E-08	1.3E-08	0.077	1.6E-07	7.1E-09	0.63	1.1E-08	7.2E-08	0.63	1.1E-07	3.6E-07	0.60	6.0E-07
Molybdenum trioxide	1313-27-5	1.3E-06	1.3E-06	5.0E-07	--	(5)	2.8E-07	--	(5)	2.9E-06	--	(5)	1.4E-05	--	(5)
Nickel	7440-02-0	2.9E-07	2.9E-07	1.1E-07	0.014	7.7E-06	6.1E-08	0.062	9.8E-07	6.2E-07	0.062	1.0E-05	3.1E-06	0.20	1.5E-05
Phosphorus	504	5.4E-06	5.4E-06	2.0E-06	--	(5)	1.1E-06	--	(5)	1.2E-05	--	(5)	5.7E-05	--	(5)
Vanadium	7440-62-2	1.9E-06	1.9E-06	6.9E-07	0.10	6.9E-06	3.9E-07	0.44	8.9E-07	4.0E-06	0.44	9.0E-06	2.0E-05	0.80	2.5E-05
Zinc	7440-66-6	8.1E-06	8.1E-06	3.0E-06	--	(5)	1.7E-06	--	(5)	1.7E-05	--	(5)	8.6E-05	--	(5)
Ammonia	7664-41-7	2.6E-03	2.6E-03	9.6E-04	500	1.9E-06	5.4E-04	2,200	2.5E-07	5.5E-03	2,200	2.5E-06	0.027	1,200	2.3E-05
Hydrogen Fluoride	7664-39-3	2.5E-04	2.5E-04	9.2E-05	2.10	4.4E-05	5.2E-05	19.0	2.7E-06	5.2E-04	19.0	2.8E-05	2.6E-03	16.0	1.6E-04
Glasswool Fibers	352	3.8E-05	3.8E-05	1.4E-05	--	(5)	8.0E-06	--	(5)	8.2E-05	--	(5)	4.0E-04	--	(5)
Silica, Crystalline	7631-86-9	3.8E-05	3.8E-05	1.4E-05	3.00	4.7E-06	8.0E-06	13.0	6.1E-07	8.1E-05	13.0	6.2E-06	4.0E-04	--	(5)
Acetaldehyde	75-07-0	3.5E-06	3.5E-06	1.3E-06	140	9.3E-09	7.3E-07	620	1.2E-09	7.4E-06	620	1.2E-08	3.7E-05	470	7.8E-08
Acetone	67-64-1	3.7E-04	3.7E-04	1.4E-04	31,000	4.5E-09	7.8E-05	140,000	5.6E-10	8.0E-04	140,000	5.7E-09	3.9E-03	62,000	6.4E-08
Acrolein	107-02-8	2.2E-06	2.2E-06	8.1E-07	0.35	2.3E-06	4.6E-07	1.50	3.1E-07	4.7E-06	1.50	3.1E-06	2.3E-05	6.90	3.3E-06
Benzene	71-43-2	7.4E-05	7.4E-05	2.8E-05	3.00	9.2E-06	1.6E-05	13.0	1.2E-06	1.6E-04	13.0	1.2E-05	7.8E-04	29.0	2.7E-05
Formaldehyde	50-00-0	5.8E-03	5.8E-03	2.2E-03	9.00	2.4E-04	1.2E-03	40.0	3.1E-05	0.013	40.0	3.1E-04	0.062	49.0	1.3E-03
Hexane	110-54-3	3.6E-04	3.6E-04	1.4E-04	700	1.9E-07	7.7E-05	3,100	2.5E-08	7.8E-04	3,100	2.5E-07	3.9E-03	--	(5)
Chloromethane	74-87-3	2.9E-05	2.9E-05	1.1E-05	90.0	1.2E-07	6.0E-06	400	1.5E-08	6.2E-05	400	1.5E-07	3.0E-04	1,000	3.0E-07
2-Butanone	78-93-3	1.4E-05	1.4E-05	5.3E-06	5,000	1.1E-09	3.0E-06	22,000	1.3E-10	3.0E-05	22,000	1.4E-09	1.5E-04	5,000	3.0E-08
Toluene	108-88-3	1.8E-04	1.8E-04	6.5E-05	5,000	1.3E-08	3.7E-05	22,000	1.7E-09	3.8E-04	22,000	1.7E-08	1.9E-03	7,500	2.5E-07
PAHs	401	8.1E-08	8.1E-08	3.0E-08	--	(5)	1.7E-08	--	(5)	1.7E-07	--	(5)	8.5E-07	--	(5)
Benzo[a]pyrene	50-32-8	9.7E-10	9.7E-10	3.6E-10	2.0E-03	1.8E-07	2.0E-10	8.8E-03	2.3E-08	2.1E-09	8.8E-03	2.4E-07	1.0E-08	2.0E-03	5.1E-06
Naphthalene	91-20-3	2.4E-07	2.4E-07	9.0E-08	3.70	2.4E-08	5.1E-08	16.0	3.2E-09	5.2E-07	16.0	3.2E-08	2.6E-06	200	1.3E-08

**Table 6-5
Production Scenario 1—L3RA Results for Significant TEUs-Chronic and Acute Noncancer Assessments
Hollingsworth & Vose Fiber Company—Corvallis, OR**

Toxic Air Contaminant	CAS	TAC Emission Rate (g/s)		Chronic Noncancer									Acute Noncancer		
		Annual ⁽¹⁾	Maximum Daily ⁽²⁾	Residential			Nonresidential Child			Nonresidential Worker			Calculated Conc. ^(a) (ug/m ³)	RBC ⁽³⁾ (ug/m ³)	Hazard Index ^(b)
				Calculated Conc. ^(a) (ug/m ³)	RBC ⁽³⁾ (ug/m ³)	Hazard Index ^(b)	Calculated Conc. ^(a) (ug/m ³)	RBC ⁽³⁾ (ug/m ³)	Hazard Index ^(b)	Calculated Conc. ^(a) (ug/m ³)	RBC ⁽³⁾ (ug/m ³)	Hazard Index ^(b)			
Exposure Location ⁽⁴⁾				1220			2			10103			10240		
Cumulative Facility-Wide Risk				0.2			<0.1			0.1			0.2		
CFU102															
Cumulative TEU Risk				--	--	2.8E-04	--	--	3.8E-05	--	--	3.6E-04	--	--	1.1E-03
Dispersion Factor (ug/m3/[g/s])				0.32			0.21			1.97			7.61		
Barium	7440-39-3	3.9E-07	3.9E-07	1.3E-07	--	(5)	8.2E-08	--	(5)	7.7E-07	--	(5)	3.0E-06	--	(5)
Chromium (total)	7440-47-3	1.4E-07	1.4E-07	4.4E-08	--	(5)	2.9E-08	--	(5)	2.7E-07	--	(5)	1.0E-06	--	(5)
Chromium VI	18540-29-9	1.4E-07	1.4E-07	4.4E-08	0.083	5.3E-07	2.9E-08	0.88	3.3E-08	2.7E-07	0.88	3.0E-07	1.0E-06	0.30	3.5E-06
Copper	7440-50-8	3.3E-06	3.3E-06	1.1E-06	--	(5)	6.9E-07	--	(5)	6.5E-06	--	(5)	2.5E-05	100	2.5E-07
Manganese	7439-96-5	6.5E-07	6.5E-07	2.1E-07	0.090	2.3E-06	1.4E-07	0.40	3.4E-07	1.3E-06	0.40	3.2E-06	5.0E-06	0.30	1.7E-05
Mercury	7439-97-6	3.4E-08	3.4E-08	1.1E-08	0.077	1.4E-07	7.1E-09	0.63	1.1E-08	6.7E-08	0.63	1.1E-07	2.6E-07	0.60	4.3E-07
Molybdenum trioxide	1313-27-5	1.3E-06	1.3E-06	4.3E-07	--	(5)	2.8E-07	--	(5)	2.6E-06	--	(5)	1.0E-05	--	(5)
Nickel	7440-02-0	2.9E-07	2.9E-07	9.3E-08	0.014	6.7E-06	6.1E-08	0.062	9.9E-07	5.7E-07	0.062	9.2E-06	2.2E-06	0.20	1.1E-05
Phosphorus	504	5.4E-06	5.4E-06	1.8E-06	--	(5)	1.1E-06	--	(5)	1.1E-05	--	(5)	4.1E-05	--	(5)
Vanadium	7440-62-2	1.9E-06	1.9E-06	6.0E-07	0.10	6.0E-06	3.9E-07	0.44	8.9E-07	3.7E-06	0.44	8.3E-06	1.4E-05	0.80	1.8E-05
Zinc	7440-66-6	8.1E-06	8.1E-06	2.6E-06	--	(5)	1.7E-06	--	(5)	1.6E-05	--	(5)	6.2E-05	--	(5)
Ammonia	7664-41-7	2.6E-03	2.6E-03	8.3E-04	500	1.7E-06	5.5E-04	2,200	2.5E-07	5.1E-03	2,200	2.3E-06	0.020	1,200	1.6E-05
Hydrogen Fluoride	7664-39-3	2.5E-04	2.5E-04	7.9E-05	2.10	3.8E-05	5.2E-05	19.0	2.7E-06	4.8E-04	19.0	2.5E-05	1.9E-03	16.0	1.2E-04
Glasswool Fibers	352	3.8E-05	3.8E-05	1.2E-05	--	(5)	8.1E-06	--	(5)	7.5E-05	--	(5)	2.9E-04	--	(5)
Silica, Crystalline	7631-86-9	3.8E-05	3.8E-05	1.2E-05	3.00	4.1E-06	8.0E-06	13.0	6.1E-07	7.4E-05	13.0	5.7E-06	2.9E-04	--	(5)
Acetaldehyde	75-07-0	3.5E-06	3.5E-06	1.1E-06	140	8.0E-09	7.3E-07	620	1.2E-09	6.8E-06	620	1.1E-08	2.6E-05	470	5.6E-08
Acetone	67-64-1	3.7E-04	3.7E-04	1.2E-04	31,000	3.9E-09	7.9E-05	140,000	5.6E-10	7.3E-04	140,000	5.2E-09	2.8E-03	62,000	4.6E-08
Acrolein	107-02-8	2.2E-06	2.2E-06	7.0E-07	0.35	2.0E-06	4.6E-07	1.50	3.1E-07	4.3E-06	1.50	2.9E-06	1.7E-05	6.90	2.4E-06
Benzene	71-43-2	7.4E-05	7.4E-05	2.4E-05	3.00	8.0E-06	1.6E-05	13.0	1.2E-06	1.5E-04	13.0	1.1E-05	5.6E-04	29.0	1.9E-05
Formaldehyde	50-00-0	5.8E-03	5.8E-03	1.9E-03	9.00	2.1E-04	1.2E-03	40.0	3.1E-05	0.011	40.0	2.9E-04	0.044	49.0	9.1E-04
Hexane	110-54-3	3.6E-04	3.6E-04	1.2E-04	700	1.7E-07	7.7E-05	3,100	2.5E-08	7.2E-04	3,100	2.3E-07	2.8E-03	--	(5)
Chloromethane	74-87-3	2.9E-05	2.9E-05	9.3E-06	90.0	1.0E-07	6.1E-06	400	1.5E-08	5.7E-05	400	1.4E-07	2.2E-04	1,000	2.2E-07
2-Butanone	78-93-3	1.4E-05	1.4E-05	4.5E-06	5,000	9.1E-10	3.0E-06	22,000	1.4E-10	2.8E-05	22,000	1.3E-09	1.1E-04	5,000	2.1E-08
Toluene	108-88-3	1.8E-04	1.8E-04	5.7E-05	5,000	1.1E-08	3.7E-05	22,000	1.7E-09	3.4E-04	22,000	1.6E-08	1.3E-03	7,500	1.8E-07
PAHs	401	8.1E-08	8.1E-08	2.6E-08	--	(5)	1.7E-08	--	(5)	1.6E-07	--	(5)	6.1E-07	--	(5)
Benzo[a]pyrene	50-32-8	9.7E-10	9.7E-10	3.1E-10	2.0E-03	1.6E-07	2.0E-10	8.8E-03	2.3E-08	1.9E-09	8.8E-03	2.2E-07	7.4E-09	2.0E-03	3.7E-06
Naphthalene	91-20-3	2.4E-07	2.4E-07	7.8E-08	3.70	2.1E-08	5.1E-08	16.0	3.2E-09	4.8E-07	16.0	3.0E-08	1.8E-06	200	9.2E-09

**Table 6-5
Production Scenario 1—L3RA Results for Significant TEUs-Chronic and Acute Noncancer Assessments
Hollingsworth & Vose Fiber Company—Corvallis, OR**

Toxic Air Contaminant	CAS	TAC Emission Rate (g/s)		Chronic Noncancer									Acute Noncancer		
		Annual ⁽¹⁾	Maximum Daily ⁽²⁾	Residential			Nonresidential Child			Nonresidential Worker			Calculated Conc. ^(a) (ug/m ³)	RBC ⁽³⁾ (ug/m ³)	Hazard Index ^(b)
				Calculated Conc. ^(a) (ug/m ³)	RBC ⁽³⁾ (ug/m ³)	Hazard Index ^(b)	Calculated Conc. ^(a) (ug/m ³)	RBC ⁽³⁾ (ug/m ³)	Hazard Index ^(b)	Calculated Conc. ^(a) (ug/m ³)	RBC ⁽³⁾ (ug/m ³)	Hazard Index ^(b)			
Exposure Location ⁽⁴⁾				1220			2			10103			10240		
Cumulative Facility-Wide Risk				0.2			<0.1			0.1			0.2		
CFU103															
Cumulative TEU Risk				--	--	1.7E-04	--	--	3.9E-05	--	--	4.3E-04	--	--	4.4E-04
Dispersion Factor (ug/m3/[g/s])				0.20			0.21			2.35			3.00		
Barium	7440-39-3	3.9E-07	3.9E-07	7.7E-08	--	(5)	8.3E-08	--	(5)	9.2E-07	--	(5)	1.2E-06	--	(5)
Chromium (total)	7440-47-3	1.4E-07	1.4E-07	2.7E-08	--	(5)	2.9E-08	--	(5)	3.2E-07	--	(5)	4.1E-07	--	(5)
Chromium VI	18540-29-9	1.4E-07	1.4E-07	2.7E-08	0.083	3.3E-07	2.9E-08	0.88	3.3E-08	3.2E-07	0.88	3.6E-07	4.1E-07	0.30	1.4E-06
Copper	7440-50-8	3.3E-06	3.3E-06	6.5E-07	--	(5)	7.0E-07	--	(5)	7.7E-06	--	(5)	9.9E-06	100	9.9E-08
Manganese	7439-96-5	6.5E-07	6.5E-07	1.3E-07	0.090	1.4E-06	1.4E-07	0.40	3.5E-07	1.5E-06	0.40	3.8E-06	2.0E-06	0.30	6.5E-06
Mercury	7439-97-6	3.4E-08	3.4E-08	6.7E-09	0.077	8.7E-08	7.2E-09	0.63	1.1E-08	8.0E-08	0.63	1.3E-07	1.0E-07	0.60	1.7E-07
Molybdenum trioxide	1313-27-5	1.3E-06	1.3E-06	2.6E-07	--	(5)	2.8E-07	--	(5)	3.1E-06	--	(5)	4.0E-06	--	(5)
Nickel	7440-02-0	2.9E-07	2.9E-07	5.7E-08	0.014	4.1E-06	6.2E-08	0.062	9.9E-07	6.8E-07	0.062	1.1E-05	8.7E-07	0.20	4.3E-06
Phosphorus	504	5.4E-06	5.4E-06	1.1E-06	--	(5)	1.2E-06	--	(5)	1.3E-05	--	(5)	1.6E-05	--	(5)
Vanadium	7440-62-2	1.9E-06	1.9E-06	3.7E-07	0.10	3.7E-06	3.9E-07	0.44	9.0E-07	4.4E-06	0.44	9.9E-06	5.6E-06	0.80	6.9E-06
Zinc	7440-66-6	8.1E-06	8.1E-06	1.6E-06	--	(5)	1.7E-06	--	(5)	1.9E-05	--	(5)	2.4E-05	--	(5)
Ammonia	7664-41-7	2.6E-03	2.6E-03	5.1E-04	500	1.0E-06	5.5E-04	2,200	2.5E-07	6.1E-03	2,200	2.8E-06	7.7E-03	1,200	6.4E-06
Hydrogen Fluoride	7664-39-3	2.5E-04	2.5E-04	4.9E-05	2.10	2.3E-05	5.2E-05	19.0	2.7E-06	5.8E-04	19.0	3.0E-05	7.4E-04	16.0	4.6E-05
Glasswool Fibers	352	3.8E-05	3.8E-05	7.6E-06	--	(5)	8.1E-06	--	(5)	9.0E-05	--	(5)	1.1E-04	--	(5)
Silica, Crystalline	7631-86-9	3.8E-05	3.8E-05	7.5E-06	3.00	2.5E-06	8.0E-06	13.0	6.2E-07	8.9E-05	13.0	6.8E-06	1.1E-04	--	(5)
Acetaldehyde	75-07-0	3.5E-06	3.5E-06	6.9E-07	140	4.9E-09	7.4E-07	620	1.2E-09	8.2E-06	620	1.3E-08	1.0E-05	470	2.2E-08
Acetone	67-64-1	3.7E-04	3.7E-04	7.4E-05	31,000	2.4E-09	7.9E-05	140,000	5.6E-10	8.7E-04	140,000	6.2E-09	1.1E-03	62,000	1.8E-08
Acrolein	107-02-8	2.2E-06	2.2E-06	4.3E-07	0.35	1.2E-06	4.6E-07	1.50	3.1E-07	5.1E-06	1.50	3.4E-06	6.5E-06	6.90	9.5E-07
Benzene	71-43-2	7.4E-05	7.4E-05	1.5E-05	3.00	4.9E-06	1.6E-05	13.0	1.2E-06	1.7E-04	13.0	1.3E-05	2.2E-04	29.0	7.6E-06
Formaldehyde	50-00-0	5.8E-03	5.8E-03	1.2E-03	9.00	1.3E-04	1.2E-03	40.0	3.1E-05	0.014	40.0	3.4E-04	0.018	49.0	3.6E-04
Hexane	110-54-3	3.6E-04	3.6E-04	7.2E-05	700	1.0E-07	7.7E-05	3,100	2.5E-08	8.6E-04	3,100	2.8E-07	1.1E-03	--	(5)
Chloromethane	74-87-3	2.9E-05	2.9E-05	5.7E-06	90.0	6.3E-08	6.1E-06	400	1.5E-08	6.8E-05	400	1.7E-07	8.6E-05	1,000	8.6E-08
2-Butanone	78-93-3	1.4E-05	1.4E-05	2.8E-06	5,000	5.6E-10	3.0E-06	22,000	1.4E-10	3.3E-05	22,000	1.5E-09	4.2E-05	5,000	8.4E-09
Toluene	108-88-3	1.8E-04	1.8E-04	3.5E-05	5,000	6.9E-09	3.7E-05	22,000	1.7E-09	4.1E-04	22,000	1.9E-08	5.3E-04	7,500	7.0E-08
PAHs	401	8.1E-08	8.1E-08	1.6E-08	--	(5)	1.7E-08	--	(5)	1.9E-07	--	(5)	2.4E-07	--	(5)
Benzo[a]pyrene	50-32-8	9.7E-10	9.7E-10	1.9E-10	2.0E-03	9.6E-08	2.1E-10	8.8E-03	2.3E-08	2.3E-09	8.8E-03	2.6E-07	2.9E-09	2.0E-03	1.5E-06
Naphthalene	91-20-3	2.4E-07	2.4E-07	4.8E-08	3.70	1.3E-08	5.1E-08	16.0	3.2E-09	5.7E-07	16.0	3.6E-08	7.3E-07	200	3.6E-09

**Table 6-5
Production Scenario 1—L3RA Results for Significant TEUs-Chronic and Acute Noncancer Assessments
Hollingsworth & Vose Fiber Company—Corvallis, OR**

Toxic Air Contaminant	CAS	TAC Emission Rate (g/s)		Chronic Noncancer									Acute Noncancer		
		Annual ⁽¹⁾	Maximum Daily ⁽²⁾	Residential			Nonresidential Child			Nonresidential Worker			Calculated Conc. ^(a) (ug/m ³)	RBC ⁽³⁾ (ug/m ³)	Hazard Index ^(b)
				Calculated Conc. ^(a) (ug/m ³)	RBC ⁽³⁾ (ug/m ³)	Hazard Index ^(b)	Calculated Conc. ^(a) (ug/m ³)	RBC ⁽³⁾ (ug/m ³)	Hazard Index ^(b)	Calculated Conc. ^(a) (ug/m ³)	RBC ⁽³⁾ (ug/m ³)	Hazard Index ^(b)			
Exposure Location ⁽⁴⁾				1220			2			10103			10240		
Cumulative Facility-Wide Risk				0.2			<0.1			0.1			0.2		
CFU104															
Cumulative TEU Risk				--	--	2.0E-04	--	--	3.8E-05	--	--	4.4E-04	--	--	5.1E-04
Dispersion Factor (ug/m3/[g/s])				0.23			0.21			2.42			3.45		
Barium	7440-39-3	3.9E-07	3.9E-07	8.9E-08	--	(5)	8.3E-08	--	(5)	9.4E-07	--	(5)	1.3E-06	--	(5)
Chromium (total)	7440-47-3	1.4E-07	1.4E-07	3.1E-08	--	(5)	2.9E-08	--	(5)	3.3E-07	--	(5)	4.7E-07	--	(5)
Chromium VI	18540-29-9	1.4E-07	1.4E-07	3.1E-08	0.083	3.8E-07	2.9E-08	0.88	3.3E-08	3.3E-07	0.88	3.7E-07	4.7E-07	0.30	1.6E-06
Copper	7440-50-8	3.3E-06	3.3E-06	7.5E-07	--	(5)	7.0E-07	--	(5)	7.9E-06	--	(5)	1.1E-05	100	1.1E-07
Manganese	7439-96-5	6.5E-07	6.5E-07	1.5E-07	0.090	1.7E-06	1.4E-07	0.40	3.4E-07	1.6E-06	0.40	3.9E-06	2.2E-06	0.30	7.5E-06
Mercury	7439-97-6	3.4E-08	3.4E-08	7.7E-09	0.077	1.0E-07	7.2E-09	0.63	1.1E-08	8.2E-08	0.63	1.3E-07	1.2E-07	0.60	1.9E-07
Molybdenum trioxide	1313-27-5	1.3E-06	1.3E-06	3.0E-07	--	(5)	2.8E-07	--	(5)	3.2E-06	--	(5)	4.6E-06	--	(5)
Nickel	7440-02-0	2.9E-07	2.9E-07	6.6E-08	0.014	4.7E-06	6.1E-08	0.062	9.9E-07	7.0E-07	0.062	1.1E-05	1.0E-06	0.20	5.0E-06
Phosphorus	504	5.4E-06	5.4E-06	1.2E-06	--	(5)	1.1E-06	--	(5)	1.3E-05	--	(5)	1.9E-05	--	(5)
Vanadium	7440-62-2	1.9E-06	1.9E-06	4.3E-07	0.10	4.3E-06	3.9E-07	0.44	8.9E-07	4.5E-06	0.44	1.0E-05	6.4E-06	0.80	8.0E-06
Zinc	7440-66-6	8.1E-06	8.1E-06	1.9E-06	--	(5)	1.7E-06	--	(5)	2.0E-05	--	(5)	2.8E-05	--	(5)
Ammonia	7664-41-7	2.6E-03	2.6E-03	5.9E-04	500	1.2E-06	5.5E-04	2,200	2.5E-07	6.2E-03	2,200	2.8E-06	8.9E-03	1,200	7.4E-06
Hydrogen Fluoride	7664-39-3	2.5E-04	2.5E-04	5.6E-05	2.10	2.7E-05	5.2E-05	19.0	2.7E-06	5.9E-04	19.0	3.1E-05	8.5E-04	16.0	5.3E-05
Glasswool Fibers	352	3.8E-05	3.8E-05	8.7E-06	--	(5)	8.1E-06	--	(5)	9.2E-05	--	(5)	1.3E-04	--	(5)
Silica, Crystalline	7631-86-9	3.8E-05	3.8E-05	8.7E-06	3.00	2.9E-06	8.0E-06	13.0	6.2E-07	9.1E-05	13.0	7.0E-06	1.3E-04	--	(5)
Acetaldehyde	75-07-0	3.5E-06	3.5E-06	7.9E-07	140	5.7E-09	7.3E-07	620	1.2E-09	8.4E-06	620	1.4E-08	1.2E-05	470	2.5E-08
Acetone	67-64-1	3.7E-04	3.7E-04	8.5E-05	31,000	2.7E-09	7.9E-05	140,000	5.6E-10	9.0E-04	140,000	6.4E-09	1.3E-03	62,000	2.1E-08
Acrolein	107-02-8	2.2E-06	2.2E-06	5.0E-07	0.35	1.4E-06	4.6E-07	1.50	3.1E-07	5.3E-06	1.50	3.5E-06	7.5E-06	6.90	1.1E-06
Benzene	71-43-2	7.4E-05	7.4E-05	1.7E-05	3.00	5.6E-06	1.6E-05	13.0	1.2E-06	1.8E-04	13.0	1.4E-05	2.6E-04	29.0	8.8E-06
Formaldehyde	50-00-0	5.8E-03	5.8E-03	1.3E-03	9.00	1.5E-04	1.2E-03	40.0	3.1E-05	0.014	40.0	3.5E-04	0.020	49.0	4.1E-04
Hexane	110-54-3	3.6E-04	3.6E-04	8.3E-05	700	1.2E-07	7.7E-05	3,100	2.5E-08	8.8E-04	3,100	2.8E-07	1.3E-03	--	(5)
Chloromethane	74-87-3	2.9E-05	2.9E-05	6.6E-06	90.0	7.3E-08	6.1E-06	400	1.5E-08	6.9E-05	400	1.7E-07	9.9E-05	1,000	9.9E-08
2-Butanone	78-93-3	1.4E-05	1.4E-05	3.2E-06	5,000	6.4E-10	3.0E-06	22,000	1.4E-10	3.4E-05	22,000	1.5E-09	4.9E-05	5,000	9.7E-09
Toluene	108-88-3	1.8E-04	1.8E-04	4.0E-05	5,000	8.0E-09	3.7E-05	22,000	1.7E-09	4.2E-04	22,000	1.9E-08	6.0E-04	7,500	8.1E-08
PAHs	401	8.1E-08	8.1E-08	1.8E-08	--	(5)	1.7E-08	--	(5)	2.0E-07	--	(5)	2.8E-07	--	(5)
Benzo[a]pyrene	50-32-8	9.7E-10	9.7E-10	2.2E-10	2.0E-03	1.1E-07	2.1E-10	8.8E-03	2.3E-08	2.3E-09	8.8E-03	2.7E-07	3.3E-09	2.0E-03	1.7E-06
Naphthalene	91-20-3	2.4E-07	2.4E-07	5.5E-08	3.70	1.5E-08	5.1E-08	16.0	3.2E-09	5.9E-07	16.0	3.7E-08	8.3E-07	200	4.2E-09

**Table 6-5
Production Scenario 1—L3RA Results for Significant TEUs-Chronic and Acute Noncancer Assessments
Hollingsworth & Vose Fiber Company—Corvallis, OR**

Toxic Air Contaminant	CAS	TAC Emission Rate (g/s)		Chronic Noncancer									Acute Noncancer					
		Annual ⁽¹⁾	Maximum Daily ⁽²⁾	Residential			Nonresidential Child			Nonresidential Worker			Calculated Conc. ^(a) (ug/m ³)	RBC ⁽³⁾ (ug/m ³)	Hazard Index ^(b)			
				Calculated Conc. ^(a) (ug/m ³)	RBC ⁽³⁾ (ug/m ³)	Hazard Index ^(b)	Calculated Conc. ^(a) (ug/m ³)	RBC ⁽³⁾ (ug/m ³)	Hazard Index ^(b)	Calculated Conc. ^(a) (ug/m ³)	RBC ⁽³⁾ (ug/m ³)	Hazard Index ^(b)						
Exposure Location ⁽⁴⁾				1220			2			10103			10240					
Cumulative Facility-Wide Risk				0.2			<0.1			0.1			0.2					
CFU105																		
Cumulative TEU Risk				--			5.4E-04			--			4.6E-04			1.8E-03		
Dispersion Factor (ug/m3/[g/s])				0.63			0.21			2.51			12.0					
Barium	7440-39-3	3.9E-07	3.9E-07	2.5E-07	--	(5)	8.3E-08	--	(5)	9.8E-07	--	(5)	4.7E-06	--	(5)			
Chromium (total)	7440-47-3	1.4E-07	1.4E-07	8.6E-08	--	(5)	2.9E-08	--	(5)	3.4E-07	--	(5)	1.6E-06	--	(5)			
Chromium VI	18540-29-9	1.4E-07	1.4E-07	8.6E-08	0.083	1.0E-06	2.9E-08	0.88	3.3E-08	3.4E-07	0.88	3.9E-07	1.6E-06	0.30	5.5E-06			
Copper	7440-50-8	3.3E-06	3.3E-06	2.1E-06	--	(5)	7.0E-07	--	(5)	8.3E-06	--	(5)	3.9E-05	100	3.9E-07			
Manganese	7439-96-5	6.5E-07	6.5E-07	4.1E-07	0.090	4.5E-06	1.4E-07	0.40	3.4E-07	1.6E-06	0.40	4.1E-06	7.8E-06	0.30	2.6E-05			
Mercury	7439-97-6	3.4E-08	3.4E-08	2.1E-08	0.077	2.8E-07	7.2E-09	0.63	1.1E-08	8.5E-08	0.63	1.4E-07	4.1E-07	0.60	6.8E-07			
Molybdenum trioxide	1313-27-5	1.3E-06	1.3E-06	8.4E-07	--	(5)	2.8E-07	--	(5)	3.3E-06	--	(5)	1.6E-05	--	(5)			
Nickel	7440-02-0	2.9E-07	2.9E-07	1.8E-07	0.014	1.3E-05	6.1E-08	0.062	9.9E-07	7.3E-07	0.062	1.2E-05	3.5E-06	0.20	1.7E-05			
Phosphorus	504	5.4E-06	5.4E-06	3.4E-06	--	(5)	1.1E-06	--	(5)	1.4E-05	--	(5)	6.5E-05	--	(5)			
Vanadium	7440-62-2	1.9E-06	1.9E-06	1.2E-06	0.10	1.2E-05	3.9E-07	0.44	8.9E-07	4.7E-06	0.44	1.1E-05	2.2E-05	0.80	2.8E-05			
Zinc	7440-66-6	8.1E-06	8.1E-06	5.1E-06	--	(5)	1.7E-06	--	(5)	2.0E-05	--	(5)	9.7E-05	--	(5)			
Ammonia	7664-41-7	2.6E-03	2.6E-03	1.6E-03	500	3.2E-06	5.5E-04	2,200	2.5E-07	6.5E-03	2,200	3.0E-06	0.031	1,200	2.6E-05			
Hydrogen Fluoride	7664-39-3	2.5E-04	2.5E-04	1.5E-04	2.10	7.3E-05	5.2E-05	19.0	2.7E-06	6.2E-04	19.0	3.2E-05	2.9E-03	16.0	1.8E-04			
Glasswool Fibers	352	3.8E-05	3.8E-05	2.4E-05	--	(5)	8.1E-06	--	(5)	9.6E-05	--	(5)	4.6E-04	--	(5)			
Silica, Crystalline	7631-86-9	3.8E-05	3.8E-05	2.4E-05	3.00	7.9E-06	8.0E-06	13.0	6.2E-07	9.5E-05	13.0	7.3E-06	4.5E-04	--	(5)			
Acetaldehyde	75-07-0	3.5E-06	3.5E-06	2.2E-06	140	1.6E-08	7.3E-07	620	1.2E-09	8.7E-06	620	1.4E-08	4.2E-05	470	8.9E-08			
Acetone	67-64-1	3.7E-04	3.7E-04	2.3E-04	31,000	7.5E-09	7.9E-05	140,000	5.6E-10	9.4E-04	140,000	6.7E-09	4.5E-03	62,000	7.2E-08			
Acrolein	107-02-8	2.2E-06	2.2E-06	1.4E-06	0.35	3.9E-06	4.6E-07	1.50	3.1E-07	5.5E-06	1.50	3.7E-06	2.6E-05	6.90	3.8E-06			
Benzene	71-43-2	7.4E-05	7.4E-05	4.7E-05	3.00	1.6E-05	1.6E-05	13.0	1.2E-06	1.9E-04	13.0	1.4E-05	8.9E-04	29.0	3.1E-05			
Formaldehyde	50-00-0	5.8E-03	5.8E-03	3.7E-03	9.00	4.1E-04	1.2E-03	40.0	3.1E-05	0.015	40.0	3.7E-04	0.070	49.0	1.4E-03			
Hexane	110-54-3	3.6E-04	3.6E-04	2.3E-04	700	3.3E-07	7.7E-05	3,100	2.5E-08	9.1E-04	3,100	3.0E-07	4.4E-03	--	(5)			
Chloromethane	74-87-3	2.9E-05	2.9E-05	1.8E-05	90.0	2.0E-07	6.1E-06	400	1.5E-08	7.2E-05	400	1.8E-07	3.5E-04	1,000	3.5E-07			
2-Butanone	78-93-3	1.4E-05	1.4E-05	8.9E-06	5,000	1.8E-09	3.0E-06	22,000	1.4E-10	3.5E-05	22,000	1.6E-09	1.7E-04	5,000	3.4E-08			
Toluene	108-88-3	1.8E-04	1.8E-04	1.1E-04	5,000	2.2E-08	3.7E-05	22,000	1.7E-09	4.4E-04	22,000	2.0E-08	2.1E-03	7,500	2.8E-07			
PAHs	401	8.1E-08	8.1E-08	5.1E-08	--	(5)	1.7E-08	--	(5)	2.0E-07	--	(5)	9.7E-07	--	(5)			
Benzo[a]pyrene	50-32-8	9.7E-10	9.7E-10	6.1E-10	2.0E-03	3.0E-07	2.1E-10	8.8E-03	2.3E-08	2.4E-09	8.8E-03	2.8E-07	1.2E-08	2.0E-03	5.8E-06			
Naphthalene	91-20-3	2.4E-07	2.4E-07	1.5E-07	3.70	4.1E-08	5.1E-08	16.0	3.2E-09	6.1E-07	16.0	3.8E-08	2.9E-06	200	1.5E-08			

**Table 6-5
Production Scenario 1—L3RA Results for Significant TEUs-Chronic and Acute Noncancer Assessments
Hollingsworth & Vose Fiber Company—Corvallis, OR**

Toxic Air Contaminant	CAS	TAC Emission Rate (g/s)		Chronic Noncancer									Acute Noncancer		
		Annual ⁽¹⁾	Maximum Daily ⁽²⁾	Residential			Nonresidential Child			Nonresidential Worker			Calculated Conc. ^(a) (ug/m ³)	RBC ⁽³⁾ (ug/m ³)	Hazard Index ^(b)
				Calculated Conc. ^(a) (ug/m ³)	RBC ⁽³⁾ (ug/m ³)	Hazard Index ^(b)	Calculated Conc. ^(a) (ug/m ³)	RBC ⁽³⁾ (ug/m ³)	Hazard Index ^(b)	Calculated Conc. ^(a) (ug/m ³)	RBC ⁽³⁾ (ug/m ³)	Hazard Index ^(b)			
Exposure Location ⁽⁴⁾				1220			2			10103			10240		
Cumulative Facility-Wide Risk				0.2			<0.1			0.1			0.2		
CFU106															
Cumulative TEU Risk				--	--	2.7E-04	--	--	3.8E-05	--	--	4.5E-04	--	--	5.5E-04
Dispersion Factor (ug/m3/[g/s])				0.31			0.21			2.50			3.74		
Barium	7440-39-3	3.9E-07	3.9E-07	1.2E-07	--	(5)	8.2E-08	--	(5)	9.7E-07	--	(5)	1.5E-06	--	(5)
Chromium (total)	7440-47-3	1.4E-07	1.4E-07	4.2E-08	--	(5)	2.9E-08	--	(5)	3.4E-07	--	(5)	5.1E-07	--	(5)
Chromium VI	18540-29-9	1.4E-07	1.4E-07	4.2E-08	0.083	5.1E-07	2.9E-08	0.88	3.2E-08	3.4E-07	0.88	3.9E-07	5.1E-07	0.30	1.7E-06
Copper	7440-50-8	3.3E-06	3.3E-06	1.0E-06	--	(5)	6.9E-07	--	(5)	8.2E-06	--	(5)	1.2E-05	100	1.2E-07
Manganese	7439-96-5	6.5E-07	6.5E-07	2.0E-07	0.090	2.2E-06	1.4E-07	0.40	3.4E-07	1.6E-06	0.40	4.1E-06	2.4E-06	0.30	8.1E-06
Mercury	7439-97-6	3.4E-08	3.4E-08	1.0E-08	0.077	1.4E-07	7.1E-09	0.63	1.1E-08	8.4E-08	0.63	1.3E-07	1.3E-07	0.60	2.1E-07
Molybdenum trioxide	1313-27-5	1.3E-06	1.3E-06	4.1E-07	--	(5)	2.8E-07	--	(5)	3.3E-06	--	(5)	5.0E-06	--	(5)
Nickel	7440-02-0	2.9E-07	2.9E-07	8.9E-08	0.014	6.4E-06	6.1E-08	0.062	9.8E-07	7.2E-07	0.062	1.2E-05	1.1E-06	0.20	5.4E-06
Phosphorus	504	5.4E-06	5.4E-06	1.7E-06	--	(5)	1.1E-06	--	(5)	1.4E-05	--	(5)	2.0E-05	--	(5)
Vanadium	7440-62-2	1.9E-06	1.9E-06	5.7E-07	0.10	5.7E-06	3.9E-07	0.44	8.9E-07	4.6E-06	0.44	1.1E-05	6.9E-06	0.80	8.7E-06
Zinc	7440-66-6	8.1E-06	8.1E-06	2.5E-06	--	(5)	1.7E-06	--	(5)	2.0E-05	--	(5)	3.0E-05	--	(5)
Ammonia	7664-41-7	2.6E-03	2.6E-03	8.0E-04	500	1.6E-06	5.4E-04	2,200	2.5E-07	6.4E-03	2,200	2.9E-06	9.6E-03	1,200	8.0E-06
Hydrogen Fluoride	7664-39-3	2.5E-04	2.5E-04	7.5E-05	2.10	3.6E-05	5.1E-05	19.0	2.7E-06	6.1E-04	19.0	3.2E-05	9.2E-04	16.0	5.7E-05
Glasswool Fibers	352	3.8E-05	3.8E-05	1.2E-05	--	(5)	8.0E-06	--	(5)	9.5E-05	--	(5)	1.4E-04	--	(5)
Silica, Crystalline	7631-86-9	3.8E-05	3.8E-05	1.2E-05	3.00	3.9E-06	7.9E-06	13.0	6.1E-07	9.4E-05	13.0	7.3E-06	1.4E-04	--	(5)
Acetaldehyde	75-07-0	3.5E-06	3.5E-06	1.1E-06	140	7.6E-09	7.3E-07	620	1.2E-09	8.7E-06	620	1.4E-08	1.3E-05	470	2.8E-08
Acetone	67-64-1	3.7E-04	3.7E-04	1.1E-04	31,000	3.7E-09	7.8E-05	140,000	5.6E-10	9.3E-04	140,000	6.6E-09	1.4E-03	62,000	2.2E-08
Acrolein	107-02-8	2.2E-06	2.2E-06	6.7E-07	0.35	1.9E-06	4.6E-07	1.50	3.0E-07	5.4E-06	1.50	3.6E-06	8.1E-06	6.90	1.2E-06
Benzene	71-43-2	7.4E-05	7.4E-05	2.3E-05	3.00	7.6E-06	1.6E-05	13.0	1.2E-06	1.8E-04	13.0	1.4E-05	2.8E-04	29.0	9.5E-06
Formaldehyde	50-00-0	5.8E-03	5.8E-03	1.8E-03	9.00	2.0E-04	1.2E-03	40.0	3.1E-05	0.015	40.0	3.6E-04	0.022	49.0	4.5E-04
Hexane	110-54-3	3.6E-04	3.6E-04	1.1E-04	700	1.6E-07	7.6E-05	3,100	2.5E-08	9.1E-04	3,100	2.9E-07	1.4E-03	--	(5)
Chloromethane	74-87-3	2.9E-05	2.9E-05	8.9E-06	90.0	9.8E-08	6.0E-06	400	1.5E-08	7.2E-05	400	1.8E-07	1.1E-04	1,000	1.1E-07
2-Butanone	78-93-3	1.4E-05	1.4E-05	4.3E-06	5,000	8.7E-10	3.0E-06	22,000	1.3E-10	3.5E-05	22,000	1.6E-09	5.3E-05	5,000	1.1E-08
Toluene	108-88-3	1.8E-04	1.8E-04	5.4E-05	5,000	1.1E-08	3.7E-05	22,000	1.7E-09	4.4E-04	22,000	2.0E-08	6.5E-04	7,500	8.7E-08
PAHs	401	8.1E-08	8.1E-08	2.5E-08	--	(5)	1.7E-08	--	(5)	2.0E-07	--	(5)	3.0E-07	--	(5)
Benzo[a]pyrene	50-32-8	9.7E-10	9.7E-10	3.0E-10	2.0E-03	1.5E-07	2.0E-10	8.8E-03	2.3E-08	2.4E-09	8.8E-03	2.7E-07	3.6E-09	2.0E-03	1.8E-06
Naphthalene	91-20-3	2.4E-07	2.4E-07	7.5E-08	3.70	2.0E-08	5.1E-08	16.0	3.2E-09	6.0E-07	16.0	3.8E-08	9.0E-07	200	4.5E-09

**Table 6-5
Production Scenario 1—L3RA Results for Significant TEUs-Chronic and Acute Noncancer Assessments
Hollingsworth & Vose Fiber Company—Corvallis, OR**

Toxic Air Contaminant	CAS	TAC Emission Rate (g/s)		Chronic Noncancer									Acute Noncancer		
		Annual ⁽¹⁾	Maximum Daily ⁽²⁾	Residential			Nonresidential Child			Nonresidential Worker			Calculated Conc. ^(a) (ug/m ³)	RBC ⁽³⁾ (ug/m ³)	Hazard Index ^(b)
				Calculated Conc. ^(a) (ug/m ³)	RBC ⁽³⁾ (ug/m ³)	Hazard Index ^(b)	Calculated Conc. ^(a) (ug/m ³)	RBC ⁽³⁾ (ug/m ³)	Hazard Index ^(b)	Calculated Conc. ^(a) (ug/m ³)	RBC ⁽³⁾ (ug/m ³)	Hazard Index ^(b)			
Exposure Location ⁽⁴⁾				1220			2			10103			10240		
Cumulative Facility-Wide Risk				0.2			<0.1			0.1			0.2		
CFU107															
Cumulative TEU Risk				--	--	4.4E-04	--	--	3.8E-05	--	--	4.0E-04	--	--	1.4E-03
Dispersion Factor (ug/m3/[g/s])				0.51			0.21			2.19			9.72		
Barium	7440-39-3	3.9E-07	3.9E-07	2.0E-07	--	(5)	8.3E-08	--	(5)	8.5E-07	--	(5)	3.8E-06	--	(5)
Chromium (total)	7440-47-3	1.4E-07	1.4E-07	7.0E-08	--	(5)	2.9E-08	--	(5)	3.0E-07	--	(5)	1.3E-06	--	(5)
Chromium VI	18540-29-9	1.4E-07	1.4E-07	7.0E-08	0.083	8.4E-07	2.9E-08	0.88	3.3E-08	3.0E-07	0.88	3.4E-07	1.3E-06	0.30	4.4E-06
Copper	7440-50-8	3.3E-06	3.3E-06	1.7E-06	--	(5)	7.0E-07	--	(5)	7.2E-06	--	(5)	3.2E-05	100	3.2E-07
Manganese	7439-96-5	6.5E-07	6.5E-07	3.3E-07	0.090	3.7E-06	1.4E-07	0.40	3.5E-07	1.4E-06	0.40	3.6E-06	6.3E-06	0.30	2.1E-05
Mercury	7439-97-6	3.4E-08	3.4E-08	1.7E-08	0.077	2.3E-07	7.2E-09	0.63	1.1E-08	7.4E-08	0.63	1.2E-07	3.3E-07	0.60	5.5E-07
Molybdenum trioxide	1313-27-5	1.3E-06	1.3E-06	6.8E-07	--	(5)	2.8E-07	--	(5)	2.9E-06	--	(5)	1.3E-05	--	(5)
Nickel	7440-02-0	2.9E-07	2.9E-07	1.5E-07	0.014	1.1E-05	6.1E-08	0.062	9.9E-07	6.3E-07	0.062	1.0E-05	2.8E-06	0.20	1.4E-05
Phosphorus	504	5.4E-06	5.4E-06	2.8E-06	--	(5)	1.2E-06	--	(5)	1.2E-05	--	(5)	5.3E-05	--	(5)
Vanadium	7440-62-2	1.9E-06	1.9E-06	9.5E-07	0.10	9.5E-06	3.9E-07	0.44	8.9E-07	4.1E-06	0.44	9.2E-06	1.8E-05	0.80	2.3E-05
Zinc	7440-66-6	8.1E-06	8.1E-06	4.1E-06	--	(5)	1.7E-06	--	(5)	1.8E-05	--	(5)	7.9E-05	--	(5)
Ammonia	7664-41-7	2.6E-03	2.6E-03	1.3E-03	500	2.7E-06	5.5E-04	2,200	2.5E-07	5.6E-03	2,200	2.6E-06	0.025	1,200	2.1E-05
Hydrogen Fluoride	7664-39-3	2.5E-04	2.5E-04	1.3E-04	2.10	6.0E-05	5.2E-05	19.0	2.7E-06	5.4E-04	19.0	2.8E-05	2.4E-03	16.0	1.5E-04
Glasswool Fibers	352	3.8E-05	3.8E-05	2.0E-05	--	(5)	8.1E-06	--	(5)	8.3E-05	--	(5)	3.7E-04	--	(5)
Silica, Crystalline	7631-86-9	3.8E-05	3.8E-05	1.9E-05	3.00	6.5E-06	8.0E-06	13.0	6.2E-07	8.3E-05	13.0	6.4E-06	3.7E-04	--	(5)
Acetaldehyde	75-07-0	3.5E-06	3.5E-06	1.8E-06	140	1.3E-08	7.4E-07	620	1.2E-09	7.6E-06	620	1.2E-08	3.4E-05	470	7.2E-08
Acetone	67-64-1	3.7E-04	3.7E-04	1.9E-04	31,000	6.2E-09	7.9E-05	140,000	5.6E-10	8.1E-04	140,000	5.8E-09	3.6E-03	62,000	5.8E-08
Acrolein	107-02-8	2.2E-06	2.2E-06	1.1E-06	0.35	3.2E-06	4.6E-07	1.50	3.1E-07	4.8E-06	1.50	3.2E-06	2.1E-05	6.90	3.1E-06
Benzene	71-43-2	7.4E-05	7.4E-05	3.8E-05	3.00	1.3E-05	1.6E-05	13.0	1.2E-06	1.6E-04	13.0	1.2E-05	7.2E-04	29.0	2.5E-05
Formaldehyde	50-00-0	5.8E-03	5.8E-03	3.0E-03	9.00	3.3E-04	1.2E-03	40.0	3.1E-05	0.013	40.0	3.2E-04	0.057	49.0	1.2E-03
Hexane	110-54-3	3.6E-04	3.6E-04	1.9E-04	700	2.7E-07	7.7E-05	3,100	2.5E-08	7.9E-04	3,100	2.6E-07	3.5E-03	--	(5)
Chloromethane	74-87-3	2.9E-05	2.9E-05	1.5E-05	90.0	1.6E-07	6.1E-06	400	1.5E-08	6.3E-05	400	1.6E-07	2.8E-04	1,000	2.8E-07
2-Butanone	78-93-3	1.4E-05	1.4E-05	7.2E-06	5,000	1.4E-09	3.0E-06	22,000	1.4E-10	3.1E-05	22,000	1.4E-09	1.4E-04	5,000	2.7E-08
Toluene	108-88-3	1.8E-04	1.8E-04	9.0E-05	5,000	1.8E-08	3.7E-05	22,000	1.7E-09	3.8E-04	22,000	1.7E-08	1.7E-03	7,500	2.3E-07
PAHs	401	8.1E-08	8.1E-08	4.1E-08	--	(5)	1.7E-08	--	(5)	1.8E-07	--	(5)	7.8E-07	--	(5)
Benzo[a]pyrene	50-32-8	9.7E-10	9.7E-10	5.0E-10	2.0E-03	2.5E-07	2.1E-10	8.8E-03	2.3E-08	2.1E-09	8.8E-03	2.4E-07	9.4E-09	2.0E-03	4.7E-06
Naphthalene	91-20-3	2.4E-07	2.4E-07	1.2E-07	3.70	3.4E-08	5.1E-08	16.0	3.2E-09	5.3E-07	16.0	3.3E-08	2.3E-06	200	1.2E-08

Table 6-5
Production Scenario 1—L3RA Results for Significant TEUs-Chronic and Acute Noncancer Assessments
Hollingsworth & Vose Fiber Company—Corvallis, OR

Toxic Air Contaminant	CAS	TAC Emission Rate (g/s)		Chronic Noncancer									Acute Noncancer		
		Annual ⁽¹⁾	Maximum Daily ⁽²⁾	Residential			Nonresidential Child			Nonresidential Worker			Calculated Conc. ^(a) (ug/m ³)	RBC ⁽³⁾ (ug/m ³)	Hazard Index ^(b)
				Calculated Conc. ^(a) (ug/m ³)	RBC ⁽³⁾ (ug/m ³)	Hazard Index ^(b)	Calculated Conc. ^(a) (ug/m ³)	RBC ⁽³⁾ (ug/m ³)	Hazard Index ^(b)	Calculated Conc. ^(a) (ug/m ³)	RBC ⁽³⁾ (ug/m ³)	Hazard Index ^(b)			
Exposure Location ⁽⁴⁾				1220			2			10103			10240		
Cumulative Facility-Wide Risk				0.2			<0.1			0.1			0.2		
CFU108															
Cumulative TEU Risk				--	--	3.2E-04	--	--	3.9E-05	--	--	4.4E-04	--	--	1.2E-03
Dispersion Factor (ug/m3/[g/s])				0.37			0.21			2.42			8.02		
Barium	7440-39-3	3.9E-07	3.9E-07	1.5E-07	--	(5)	8.3E-08	--	(5)	9.4E-07	--	(5)	3.1E-06	--	(5)
Chromium (total)	7440-47-3	1.4E-07	1.4E-07	5.1E-08	--	(5)	2.9E-08	--	(5)	3.3E-07	--	(5)	1.1E-06	--	(5)
Chromium VI	18540-29-9	1.4E-07	1.4E-07	5.1E-08	0.083	6.1E-07	2.9E-08	0.88	3.3E-08	3.3E-07	0.88	3.7E-07	1.1E-06	0.30	3.6E-06
Copper	7440-50-8	3.3E-06	3.3E-06	1.2E-06	--	(5)	7.0E-07	--	(5)	7.9E-06	--	(5)	2.6E-05	100	2.6E-07
Manganese	7439-96-5	6.5E-07	6.5E-07	2.4E-07	0.090	2.7E-06	1.4E-07	0.40	3.5E-07	1.6E-06	0.40	3.9E-06	5.2E-06	0.30	1.7E-05
Mercury	7439-97-6	3.4E-08	3.4E-08	1.3E-08	0.077	1.6E-07	7.2E-09	0.63	1.1E-08	8.2E-08	0.63	1.3E-07	2.7E-07	0.60	4.5E-07
Molybdenum trioxide	1313-27-5	1.3E-06	1.3E-06	5.0E-07	--	(5)	2.8E-07	--	(5)	3.2E-06	--	(5)	1.1E-05	--	(5)
Nickel	7440-02-0	2.9E-07	2.9E-07	1.1E-07	0.014	7.7E-06	6.2E-08	0.062	9.9E-07	7.0E-07	0.062	1.1E-05	2.3E-06	0.20	1.2E-05
Phosphorus	504	5.4E-06	5.4E-06	2.0E-06	--	(5)	1.2E-06	--	(5)	1.3E-05	--	(5)	4.4E-05	--	(5)
Vanadium	7440-62-2	1.9E-06	1.9E-06	6.9E-07	0.10	6.9E-06	4.0E-07	0.44	9.0E-07	4.5E-06	0.44	1.0E-05	1.5E-05	0.80	1.9E-05
Zinc	7440-66-6	8.1E-06	8.1E-06	3.0E-06	--	(5)	1.7E-06	--	(5)	2.0E-05	--	(5)	6.5E-05	--	(5)
Ammonia	7664-41-7	2.6E-03	2.6E-03	9.7E-04	500	1.9E-06	5.5E-04	2,200	2.5E-07	6.2E-03	2,200	2.8E-06	0.021	1,200	1.7E-05
Hydrogen Fluoride	7664-39-3	2.5E-04	2.5E-04	9.2E-05	2.10	4.4E-05	5.2E-05	19.0	2.7E-06	5.9E-04	19.0	3.1E-05	2.0E-03	16.0	1.2E-04
Glasswool Fibers	352	3.8E-05	3.8E-05	1.4E-05	--	(5)	8.1E-06	--	(5)	9.2E-05	--	(5)	3.1E-04	--	(5)
Silica, Crystalline	7631-86-9	3.8E-05	3.8E-05	1.4E-05	3.00	4.7E-06	8.0E-06	13.0	6.2E-07	9.1E-05	13.0	7.0E-06	3.0E-04	--	(5)
Acetaldehyde	75-07-0	3.5E-06	3.5E-06	1.3E-06	140	9.3E-09	7.4E-07	620	1.2E-09	8.4E-06	620	1.4E-08	2.8E-05	470	5.9E-08
Acetone	67-64-1	3.7E-04	3.7E-04	1.4E-04	31,000	4.5E-09	7.9E-05	140,000	5.7E-10	9.0E-04	140,000	6.4E-09	3.0E-03	62,000	4.8E-08
Acrolein	107-02-8	2.2E-06	2.2E-06	8.2E-07	0.35	2.3E-06	4.6E-07	1.50	3.1E-07	5.3E-06	1.50	3.5E-06	1.7E-05	6.90	2.5E-06
Benzene	71-43-2	7.4E-05	7.4E-05	2.8E-05	3.00	9.2E-06	1.6E-05	13.0	1.2E-06	1.8E-04	13.0	1.4E-05	5.9E-04	29.0	2.0E-05
Formaldehyde	50-00-0	5.8E-03	5.8E-03	2.2E-03	9.00	2.4E-04	1.2E-03	40.0	3.1E-05	0.014	40.0	3.5E-04	0.047	49.0	9.6E-04
Hexane	110-54-3	3.6E-04	3.6E-04	1.4E-04	700	1.9E-07	7.7E-05	3,100	2.5E-08	8.8E-04	3,100	2.8E-07	2.9E-03	--	(5)
Chloromethane	74-87-3	2.9E-05	2.9E-05	1.1E-05	90.0	1.2E-07	6.1E-06	400	1.5E-08	6.9E-05	400	1.7E-07	2.3E-04	1,000	2.3E-07
2-Butanone	78-93-3	1.4E-05	1.4E-05	5.3E-06	5,000	1.1E-09	3.0E-06	22,000	1.4E-10	3.4E-05	22,000	1.5E-09	1.1E-04	5,000	2.3E-08
Toluene	108-88-3	1.8E-04	1.8E-04	6.6E-05	5,000	1.3E-08	3.7E-05	22,000	1.7E-09	4.2E-04	22,000	1.9E-08	1.4E-03	7,500	1.9E-07
PAHs	401	8.1E-08	8.1E-08	3.0E-08	--	(5)	1.7E-08	--	(5)	2.0E-07	--	(5)	6.5E-07	--	(5)
Benzo[a]pyrene	50-32-8	9.7E-10	9.7E-10	3.6E-10	2.0E-03	1.8E-07	2.1E-10	8.8E-03	2.3E-08	2.3E-09	8.8E-03	2.7E-07	7.8E-09	2.0E-03	3.9E-06
Naphthalene	91-20-3	2.4E-07	2.4E-07	9.1E-08	3.70	2.4E-08	5.2E-08	16.0	3.2E-09	5.9E-07	16.0	3.7E-08	1.9E-06	200	9.7E-09

**Table 6-5
Production Scenario 1—L3RA Results for Significant TEUs-Chronic and Acute Noncancer Assessments
Hollingsworth & Vose Fiber Company—Corvallis, OR**

Toxic Air Contaminant	CAS	TAC Emission Rate (g/s)		Chronic Noncancer									Acute Noncancer					
		Annual ⁽¹⁾	Maximum Daily ⁽²⁾	Residential			Nonresidential Child			Nonresidential Worker			Calculated Conc. ^(a) (ug/m ³)	RBC ⁽³⁾ (ug/m ³)	Hazard Index ^(b)			
				Calculated Conc. ^(a) (ug/m ³)	RBC ⁽³⁾ (ug/m ³)	Hazard Index ^(b)	Calculated Conc. ^(a) (ug/m ³)	RBC ⁽³⁾ (ug/m ³)	Hazard Index ^(b)	Calculated Conc. ^(a) (ug/m ³)	RBC ⁽³⁾ (ug/m ³)	Hazard Index ^(b)						
Exposure Location ⁽⁴⁾				1220			2			10103			10240					
Cumulative Facility-Wide Risk				0.2			<0.1			0.1			0.2					
CFU109																		
Cumulative TEU Risk				--			6.6E-04			--			5.9E-04			7.3E-03		
Dispersion Factor (ug/m3/[g/s])				0.77			0.21			3.24			50.2					
Barium	7440-39-3	3.9E-07	3.9E-07	3.0E-07	--	(5)	8.0E-08	--	(5)	1.3E-06	--	(5)	2.0E-05	--	(5)			
Chromium (total)	7440-47-3	1.4E-07	1.4E-07	1.0E-07	--	(5)	2.8E-08	--	(5)	4.4E-07	--	(5)	6.8E-06	--	(5)			
Chromium VI	18540-29-9	1.4E-07	1.4E-07	1.0E-07	0.083	1.3E-06	2.8E-08	0.88	3.2E-08	4.4E-07	0.88	5.0E-07	6.8E-06	0.30	2.3E-05			
Copper	7440-50-8	3.3E-06	3.3E-06	2.5E-06	--	(5)	6.8E-07	--	(5)	1.1E-05	--	(5)	1.6E-04	100	1.6E-06			
Manganese	7439-96-5	6.5E-07	6.5E-07	5.0E-07	0.090	5.5E-06	1.3E-07	0.40	3.3E-07	2.1E-06	0.40	5.3E-06	3.3E-05	0.30	1.1E-04			
Mercury	7439-97-6	3.4E-08	3.4E-08	2.6E-08	0.077	3.4E-07	7.0E-09	0.63	1.1E-08	1.1E-07	0.63	1.7E-07	1.7E-06	0.60	2.8E-06			
Molybdenum trioxide	1313-27-5	1.3E-06	1.3E-06	1.0E-06	--	(5)	2.7E-07	--	(5)	4.3E-06	--	(5)	6.7E-05	--	(5)			
Nickel	7440-02-0	2.9E-07	2.9E-07	2.2E-07	0.014	1.6E-05	6.0E-08	0.062	9.6E-07	9.4E-07	0.062	1.5E-05	1.5E-05	0.20	7.3E-05			
Phosphorus	504	5.4E-06	5.4E-06	4.2E-06	--	(5)	1.1E-06	--	(5)	1.8E-05	--	(5)	2.7E-04	--	(5)			
Vanadium	7440-62-2	1.9E-06	1.9E-06	1.4E-06	0.10	1.4E-05	3.8E-07	0.44	8.7E-07	6.0E-06	0.44	1.4E-05	9.3E-05	0.80	1.2E-04			
Zinc	7440-66-6	8.1E-06	8.1E-06	6.2E-06	--	(5)	1.7E-06	--	(5)	2.6E-05	--	(5)	4.1E-04	--	(5)			
Ammonia	7664-41-7	2.6E-03	2.6E-03	2.0E-03	500	4.0E-06	5.3E-04	2,200	2.4E-07	8.4E-03	2,200	3.8E-06	0.13	1,200	1.1E-04			
Hydrogen Fluoride	7664-39-3	2.5E-04	2.5E-04	1.9E-04	2.10	9.0E-05	5.0E-05	19.0	2.7E-06	7.9E-04	19.0	4.2E-05	0.012	16.0	7.7E-04			
Glasswool Fibers	352	3.8E-05	3.8E-05	2.9E-05	--	(5)	7.8E-06	--	(5)	1.2E-04	--	(5)	1.9E-03	--	(5)			
Silica, Crystalline	7631-86-9	3.8E-05	3.8E-05	2.9E-05	3.00	9.7E-06	7.8E-06	13.0	6.0E-07	1.2E-04	13.0	9.4E-06	1.9E-03	--	(5)			
Acetaldehyde	75-07-0	3.5E-06	3.5E-06	2.7E-06	140	1.9E-08	7.1E-07	620	1.1E-09	1.1E-05	620	1.8E-08	1.7E-04	470	3.7E-07			
Acetone	67-64-1	3.7E-04	3.7E-04	2.9E-04	31,000	9.2E-09	7.6E-05	140,000	5.5E-10	1.2E-03	140,000	8.6E-09	0.019	62,000	3.0E-07			
Acrolein	107-02-8	2.2E-06	2.2E-06	1.7E-06	0.35	4.8E-06	4.5E-07	1.50	3.0E-07	7.1E-06	1.50	4.7E-06	1.1E-04	6.90	1.6E-05			
Benzene	71-43-2	7.4E-05	7.4E-05	5.7E-05	3.00	1.9E-05	1.5E-05	13.0	1.2E-06	2.4E-04	13.0	1.8E-05	3.7E-03	29.0	1.3E-04			
Formaldehyde	50-00-0	5.8E-03	5.8E-03	4.5E-03	9.00	5.0E-04	1.2E-03	40.0	3.0E-05	0.019	40.0	4.7E-04	0.29	49.0	6.0E-03			
Hexane	110-54-3	3.6E-04	3.6E-04	2.8E-04	700	4.0E-07	7.5E-05	3,100	2.4E-08	1.2E-03	3,100	3.8E-07	0.018	--	(5)			
Chloromethane	74-87-3	2.9E-05	2.9E-05	2.2E-05	90.0	2.5E-07	5.9E-06	400	1.5E-08	9.3E-05	400	2.3E-07	1.4E-03	1,000	1.4E-06			
2-Butanone	78-93-3	1.4E-05	1.4E-05	1.1E-05	5,000	2.2E-09	2.9E-06	22,000	1.3E-10	4.6E-05	22,000	2.1E-09	7.1E-04	5,000	1.4E-07			
Toluene	108-88-3	1.8E-04	1.8E-04	1.3E-04	5,000	2.7E-08	3.6E-05	22,000	1.6E-09	5.7E-04	22,000	2.6E-08	8.8E-03	7,500	1.2E-06			
PAHs	401	8.1E-08	8.1E-08	6.2E-08	--	(5)	1.7E-08	--	(5)	2.6E-07	--	(5)	4.0E-06	--	(5)			
Benzo[a]pyrene	50-32-8	9.7E-10	9.7E-10	7.4E-10	2.0E-03	3.7E-07	2.0E-10	8.8E-03	2.3E-08	3.1E-09	8.8E-03	3.6E-07	4.8E-08	2.0E-03	2.4E-05			
Naphthalene	91-20-3	2.4E-07	2.4E-07	1.9E-07	3.70	5.0E-08	5.0E-08	16.0	3.1E-09	7.8E-07	16.0	4.9E-08	1.2E-05	200	6.1E-08			

**Table 6-5
Production Scenario 1—L3RA Results for Significant TEUs-Chronic and Acute Noncancer Assessments
Hollingsworth & Vose Fiber Company—Corvallis, OR**

Toxic Air Contaminant	CAS	TAC Emission Rate (g/s)		Chronic Noncancer									Acute Noncancer					
		Annual ⁽¹⁾	Maximum Daily ⁽²⁾	Residential			Nonresidential Child			Nonresidential Worker			Calculated Conc. ^(a) (ug/m ³)	RBC ⁽³⁾ (ug/m ³)	Hazard Index ^(b)			
				Calculated Conc. ^(a) (ug/m ³)	RBC ⁽³⁾ (ug/m ³)	Hazard Index ^(b)	Calculated Conc. ^(a) (ug/m ³)	RBC ⁽³⁾ (ug/m ³)	Hazard Index ^(b)	Calculated Conc. ^(a) (ug/m ³)	RBC ⁽³⁾ (ug/m ³)	Hazard Index ^(b)						
Exposure Location ⁽⁴⁾				1220			2			10103			10240					
Cumulative Facility-Wide Risk				0.2			<0.1			0.1			0.2					
CFU110																		
Cumulative TEU Risk				--			4.3E-04			--			4.4E-04			--		
Dispersion Factor (ug/m3/[g/s])				0.50			0.21			2.42			9.59					
Barium	7440-39-3	3.9E-07	3.9E-07	1.9E-07	--	(5)	8.1E-08	--	(5)	9.4E-07	--	(5)	3.7E-06	--	(5)			
Chromium (total)	7440-47-3	1.4E-07	1.4E-07	6.8E-08	--	(5)	2.8E-08	--	(5)	3.3E-07	--	(5)	1.3E-06	--	(5)			
Chromium VI	18540-29-9	1.4E-07	1.4E-07	6.8E-08	0.083	8.1E-07	2.8E-08	0.88	3.2E-08	3.3E-07	0.88	3.7E-07	1.3E-06	0.30	4.4E-06			
Copper	7440-50-8	3.3E-06	3.3E-06	1.6E-06	--	(5)	6.8E-07	--	(5)	8.0E-06	--	(5)	3.2E-05	100	3.2E-07			
Manganese	7439-96-5	6.5E-07	6.5E-07	3.2E-07	0.090	3.6E-06	1.4E-07	0.40	3.4E-07	1.6E-06	0.40	3.9E-06	6.2E-06	0.30	2.1E-05			
Mercury	7439-97-6	3.4E-08	3.4E-08	1.7E-08	0.077	2.2E-07	7.1E-09	0.63	1.1E-08	8.2E-08	0.63	1.3E-07	3.2E-07	0.60	5.4E-07			
Molybdenum trioxide	1313-27-5	1.3E-06	1.3E-06	6.6E-07	--	(5)	2.8E-07	--	(5)	3.2E-06	--	(5)	1.3E-05	--	(5)			
Nickel	7440-02-0	2.9E-07	2.9E-07	1.4E-07	0.014	1.0E-05	6.0E-08	0.062	9.7E-07	7.0E-07	0.062	1.1E-05	2.8E-06	0.20	1.4E-05			
Phosphorus	504	5.4E-06	5.4E-06	2.7E-06	--	(5)	1.1E-06	--	(5)	1.3E-05	--	(5)	5.2E-05	--	(5)			
Vanadium	7440-62-2	1.9E-06	1.9E-06	9.2E-07	0.10	9.2E-06	3.9E-07	0.44	8.8E-07	4.5E-06	0.44	1.0E-05	1.8E-05	0.80	2.2E-05			
Zinc	7440-66-6	8.1E-06	8.1E-06	4.0E-06	--	(5)	1.7E-06	--	(5)	2.0E-05	--	(5)	7.8E-05	--	(5)			
Ammonia	7664-41-7	2.6E-03	2.6E-03	1.3E-03	500	2.6E-06	5.4E-04	2,200	2.4E-07	6.3E-03	2,200	2.8E-06	0.025	1,200	2.1E-05			
Hydrogen Fluoride	7664-39-3	2.5E-04	2.5E-04	1.2E-04	2.10	5.8E-05	5.1E-05	19.0	2.7E-06	5.9E-04	19.0	3.1E-05	2.4E-03	16.0	1.5E-04			
Glasswool Fibers	352	3.8E-05	3.8E-05	1.9E-05	--	(5)	8.0E-06	--	(5)	9.2E-05	--	(5)	3.7E-04	--	(5)			
Silica, Crystalline	7631-86-9	3.8E-05	3.8E-05	1.9E-05	3.00	6.3E-06	7.9E-06	13.0	6.1E-07	9.2E-05	13.0	7.0E-06	3.6E-04	--	(5)			
Acetaldehyde	75-07-0	3.5E-06	3.5E-06	1.7E-06	140	1.2E-08	7.2E-07	620	1.2E-09	8.4E-06	620	1.4E-08	3.3E-05	470	7.1E-08			
Acetone	67-64-1	3.7E-04	3.7E-04	1.8E-04	31,000	6.0E-09	7.8E-05	140,000	5.5E-10	9.0E-04	140,000	6.4E-09	3.6E-03	62,000	5.8E-08			
Acrolein	107-02-8	2.2E-06	2.2E-06	1.1E-06	0.35	3.1E-06	4.5E-07	1.50	3.0E-07	5.3E-06	1.50	3.5E-06	2.1E-05	6.90	3.0E-06			
Benzene	71-43-2	7.4E-05	7.4E-05	3.7E-05	3.00	1.2E-05	1.5E-05	13.0	1.2E-06	1.8E-04	13.0	1.4E-05	7.1E-04	29.0	2.4E-05			
Formaldehyde	50-00-0	5.8E-03	5.8E-03	2.9E-03	9.00	3.2E-04	1.2E-03	40.0	3.0E-05	0.014	40.0	3.5E-04	0.056	49.0	1.1E-03			
Hexane	110-54-3	3.6E-04	3.6E-04	1.8E-04	700	2.6E-07	7.6E-05	3,100	2.4E-08	8.8E-04	3,100	2.8E-07	3.5E-03	--	(5)			
Chloromethane	74-87-3	2.9E-05	2.9E-05	1.4E-05	90.0	1.6E-07	6.0E-06	400	1.5E-08	7.0E-05	400	1.7E-07	2.8E-04	1,000	2.8E-07			
2-Butanone	78-93-3	1.4E-05	1.4E-05	7.0E-06	5,000	1.4E-09	2.9E-06	22,000	1.3E-10	3.4E-05	22,000	1.5E-09	1.3E-04	5,000	2.7E-08			
Toluene	108-88-3	1.8E-04	1.8E-04	8.7E-05	5,000	1.7E-08	3.6E-05	22,000	1.7E-09	4.2E-04	22,000	1.9E-08	1.7E-03	7,500	2.2E-07			
PAHs	401	8.1E-08	8.1E-08	4.0E-08	--	(5)	1.7E-08	--	(5)	2.0E-07	--	(5)	7.7E-07	--	(5)			
Benzo[a]pyrene	50-32-8	9.7E-10	9.7E-10	4.8E-10	2.0E-03	2.4E-07	2.0E-10	8.8E-03	2.3E-08	2.3E-09	8.8E-03	2.7E-07	9.3E-09	2.0E-03	4.6E-06			
Naphthalene	91-20-3	2.4E-07	2.4E-07	1.2E-07	3.70	3.2E-08	5.0E-08	16.0	3.2E-09	5.9E-07	16.0	3.7E-08	2.3E-06	200	1.2E-08			

**Table 6-5
Production Scenario 1—L3RA Results for Significant TEUs-Chronic and Acute Noncancer Assessments
Hollingsworth & Vose Fiber Company—Corvallis, OR**

Toxic Air Contaminant	CAS	TAC Emission Rate (g/s)		Chronic Noncancer									Acute Noncancer					
		Annual ⁽¹⁾	Maximum Daily ⁽²⁾	Residential			Nonresidential Child			Nonresidential Worker			Calculated Conc. ^(a) (ug/m ³)	RBC ⁽³⁾ (ug/m ³)	Hazard Index ^(b)			
				Calculated Conc. ^(a) (ug/m ³)	RBC ⁽³⁾ (ug/m ³)	Hazard Index ^(b)	Calculated Conc. ^(a) (ug/m ³)	RBC ⁽³⁾ (ug/m ³)	Hazard Index ^(b)	Calculated Conc. ^(a) (ug/m ³)	RBC ⁽³⁾ (ug/m ³)	Hazard Index ^(b)						
Exposure Location ⁽⁴⁾				1220			2			10103			10240					
Cumulative Facility-Wide Risk				0.2			<0.1			0.1			0.2					
CFU111																		
Cumulative TEU Risk				--			5.1E-04			--			4.7E-04			3.1E-03		
Dispersion Factor (ug/m3/[g/s])				0.59			0.21			2.62			21.3					
Barium	7440-39-3	3.9E-07	3.9E-07	2.3E-07	--	(5)	8.1E-08	--	(5)	1.0E-06	--	(5)	8.3E-06	--	(5)			
Chromium (total)	7440-47-3	1.4E-07	1.4E-07	8.0E-08	--	(5)	2.8E-08	--	(5)	3.6E-07	--	(5)	2.9E-06	--	(5)			
Chromium VI	18540-29-9	1.4E-07	1.4E-07	8.0E-08	0.083	9.7E-07	2.8E-08	0.88	3.2E-08	3.6E-07	0.88	4.1E-07	2.9E-06	0.30	9.6E-06			
Copper	7440-50-8	3.3E-06	3.3E-06	1.9E-06	--	(5)	6.8E-07	--	(5)	8.6E-06	--	(5)	7.0E-05	100	7.0E-07			
Manganese	7439-96-5	6.5E-07	6.5E-07	3.8E-07	0.090	4.3E-06	1.3E-07	0.40	3.4E-07	1.7E-06	0.40	4.3E-06	1.4E-05	0.30	4.6E-05			
Mercury	7439-97-6	3.4E-08	3.4E-08	2.0E-08	0.077	2.6E-07	7.0E-09	0.63	1.1E-08	8.9E-08	0.63	1.4E-07	7.2E-07	0.60	1.2E-06			
Molybdenum trioxide	1313-27-5	1.3E-06	1.3E-06	7.8E-07	--	(5)	2.8E-07	--	(5)	3.5E-06	--	(5)	2.8E-05	--	(5)			
Nickel	7440-02-0	2.9E-07	2.9E-07	1.7E-07	0.014	1.2E-05	6.0E-08	0.062	9.7E-07	7.6E-07	0.062	1.2E-05	6.2E-06	0.20	3.1E-05			
Phosphorus	504	5.4E-06	5.4E-06	3.2E-06	--	(5)	1.1E-06	--	(5)	1.4E-05	--	(5)	1.2E-04	--	(5)			
Vanadium	7440-62-2	1.9E-06	1.9E-06	1.1E-06	0.10	1.1E-05	3.8E-07	0.44	8.7E-07	4.9E-06	0.44	1.1E-05	3.9E-05	0.80	4.9E-05			
Zinc	7440-66-6	8.1E-06	8.1E-06	4.8E-06	--	(5)	1.7E-06	--	(5)	2.1E-05	--	(5)	1.7E-04	--	(5)			
Ammonia	7664-41-7	2.6E-03	2.6E-03	1.5E-03	500	3.0E-06	5.4E-04	2,200	2.4E-07	6.8E-03	2,200	3.1E-06	0.055	1,200	4.6E-05			
Hydrogen Fluoride	7664-39-3	2.5E-04	2.5E-04	1.4E-04	2.10	6.9E-05	5.1E-05	19.0	2.7E-06	6.4E-04	19.0	3.4E-05	5.2E-03	16.0	3.3E-04			
Glasswool Fibers	352	3.8E-05	3.8E-05	2.2E-05	--	(5)	7.9E-06	--	(5)	1.0E-04	--	(5)	8.1E-04	--	(5)			
Silica, Crystalline	7631-86-9	3.8E-05	3.8E-05	2.2E-05	3.00	7.4E-06	7.8E-06	13.0	6.0E-07	9.9E-05	13.0	7.6E-06	8.0E-04	--	(5)			
Acetaldehyde	75-07-0	3.5E-06	3.5E-06	2.0E-06	140	1.5E-08	7.2E-07	620	1.2E-09	9.1E-06	620	1.5E-08	7.4E-05	470	1.6E-07			
Acetone	67-64-1	3.7E-04	3.7E-04	2.2E-04	31,000	7.1E-09	7.7E-05	140,000	5.5E-10	9.7E-04	140,000	7.0E-09	7.9E-03	62,000	1.3E-07			
Acrolein	107-02-8	2.2E-06	2.2E-06	1.3E-06	0.35	3.7E-06	4.5E-07	1.50	3.0E-07	5.7E-06	1.50	3.8E-06	4.6E-05	6.90	6.7E-06			
Benzene	71-43-2	7.4E-05	7.4E-05	4.4E-05	3.00	1.5E-05	1.5E-05	13.0	1.2E-06	1.9E-04	13.0	1.5E-05	1.6E-03	29.0	5.4E-05			
Formaldehyde	50-00-0	5.8E-03	5.8E-03	3.4E-03	9.00	3.8E-04	1.2E-03	40.0	3.0E-05	0.015	40.0	3.8E-04	0.12	49.0	2.5E-03			
Hexane	110-54-3	3.6E-04	3.6E-04	2.1E-04	700	3.1E-07	7.5E-05	3,100	2.4E-08	9.5E-04	3,100	3.1E-07	7.7E-03	--	(5)			
Chloromethane	74-87-3	2.9E-05	2.9E-05	1.7E-05	90.0	1.9E-07	6.0E-06	400	1.5E-08	7.5E-05	400	1.9E-07	6.1E-04	1,000	6.1E-07			
2-Butanone	78-93-3	1.4E-05	1.4E-05	8.3E-06	5,000	1.7E-09	2.9E-06	22,000	1.3E-10	3.7E-05	22,000	1.7E-09	3.0E-04	5,000	6.0E-08			
Toluene	108-88-3	1.8E-04	1.8E-04	1.0E-04	5,000	2.1E-08	3.6E-05	22,000	1.6E-09	4.6E-04	22,000	2.1E-08	3.7E-03	7,500	5.0E-07			
PAHs	401	8.1E-08	8.1E-08	4.7E-08	--	(5)	1.7E-08	--	(5)	2.1E-07	--	(5)	1.7E-06	--	(5)			
Benzo[a]pyrene	50-32-8	9.7E-10	9.7E-10	5.7E-10	2.0E-03	2.8E-07	2.0E-10	8.8E-03	2.3E-08	2.5E-09	8.8E-03	2.9E-07	2.1E-08	2.0E-03	1.0E-05			
Naphthalene	91-20-3	2.4E-07	2.4E-07	1.4E-07	3.70	3.8E-08	5.0E-08	16.0	3.1E-09	6.3E-07	16.0	4.0E-08	5.1E-06	200	2.6E-08			

**Table 6-5
Production Scenario 1—L3RA Results for Significant TEUs-Chronic and Acute Noncancer Assessments
Hollingsworth & Vose Fiber Company—Corvallis, OR**

Toxic Air Contaminant	CAS	TAC Emission Rate (g/s)		Chronic Noncancer									Acute Noncancer					
		Annual ⁽¹⁾	Maximum Daily ⁽²⁾	Residential			Nonresidential Child			Nonresidential Worker			Calculated Conc. ^(a) (ug/m ³)	RBC ⁽³⁾ (ug/m ³)	Hazard Index ^(b)			
				Calculated Conc. ^(a) (ug/m ³)	RBC ⁽³⁾ (ug/m ³)	Hazard Index ^(b)	Calculated Conc. ^(a) (ug/m ³)	RBC ⁽³⁾ (ug/m ³)	Hazard Index ^(b)	Calculated Conc. ^(a) (ug/m ³)	RBC ⁽³⁾ (ug/m ³)	Hazard Index ^(b)						
Exposure Location ⁽⁴⁾				1220			2			10103			10240					
Cumulative Facility-Wide Risk				0.2			<0.1			0.1			0.2					
CFU112																		
Cumulative TEU Risk				--			7.7E-04			--			5.8E-04			6.0E-03		
Dispersion Factor (ug/m3/[g/s])				0.89			0.20			3.20			41.1					
Barium	7440-39-3	3.9E-07	3.9E-07	3.5E-07	--	(5)	8.0E-08	--	(5)	1.2E-06	--	(5)	1.6E-05	--	(5)			
Chromium (total)	7440-47-3	1.4E-07	1.4E-07	1.2E-07	--	(5)	2.8E-08	--	(5)	4.4E-07	--	(5)	5.6E-06	--	(5)			
Chromium VI	18540-29-9	1.4E-07	1.4E-07	1.2E-07	0.083	1.5E-06	2.8E-08	0.88	3.2E-08	4.4E-07	0.88	5.0E-07	5.6E-06	0.30	1.9E-05			
Copper	7440-50-8	3.3E-06	3.3E-06	2.9E-06	--	(5)	6.7E-07	--	(5)	1.1E-05	--	(5)	1.4E-04	100	1.4E-06			
Manganese	7439-96-5	6.5E-07	6.5E-07	5.8E-07	0.090	6.4E-06	1.3E-07	0.40	3.3E-07	2.1E-06	0.40	5.2E-06	2.7E-05	0.30	8.9E-05			
Mercury	7439-97-6	3.4E-08	3.4E-08	3.0E-08	0.077	3.9E-07	6.9E-09	0.63	1.1E-08	1.1E-07	0.63	1.7E-07	1.4E-06	0.60	2.3E-06			
Molybdenum trioxide	1313-27-5	1.3E-06	1.3E-06	1.2E-06	--	(5)	2.7E-07	--	(5)	4.3E-06	--	(5)	5.5E-05	--	(5)			
Nickel	7440-02-0	2.9E-07	2.9E-07	2.6E-07	0.014	1.8E-05	5.9E-08	0.062	9.6E-07	9.3E-07	0.062	1.5E-05	1.2E-05	0.20	6.0E-05			
Phosphorus	504	5.4E-06	5.4E-06	4.8E-06	--	(5)	1.1E-06	--	(5)	1.7E-05	--	(5)	2.2E-04	--	(5)			
Vanadium	7440-62-2	1.9E-06	1.9E-06	1.6E-06	0.10	1.6E-05	3.8E-07	0.44	8.6E-07	5.9E-06	0.44	1.3E-05	7.6E-05	0.80	9.5E-05			
Zinc	7440-66-6	8.1E-06	8.1E-06	7.2E-06	--	(5)	1.7E-06	--	(5)	2.6E-05	--	(5)	3.3E-04	--	(5)			
Ammonia	7664-41-7	2.6E-03	2.6E-03	2.3E-03	500	4.6E-06	5.3E-04	2,200	2.4E-07	8.3E-03	2,200	3.8E-06	0.11	1,200	8.8E-05			
Hydrogen Fluoride	7664-39-3	2.5E-04	2.5E-04	2.2E-04	2.10	1.0E-04	5.0E-05	19.0	2.6E-06	7.8E-04	19.0	4.1E-05	0.010	16.0	6.3E-04			
Glasswool Fibers	352	3.8E-05	3.8E-05	3.4E-05	--	(5)	7.8E-06	--	(5)	1.2E-04	--	(5)	1.6E-03	--	(5)			
Silica, Crystalline	7631-86-9	3.8E-05	3.8E-05	3.3E-05	3.00	1.1E-05	7.7E-06	13.0	5.9E-07	1.2E-04	13.0	9.3E-06	1.6E-03	--	(5)			
Acetaldehyde	75-07-0	3.5E-06	3.5E-06	3.1E-06	140	2.2E-08	7.1E-07	620	1.1E-09	1.1E-05	620	1.8E-08	1.4E-04	470	3.0E-07			
Acetone	67-64-1	3.7E-04	3.7E-04	3.3E-04	31,000	1.1E-08	7.6E-05	140,000	5.4E-10	1.2E-03	140,000	8.5E-09	0.015	62,000	2.5E-07			
Acrolein	107-02-8	2.2E-06	2.2E-06	1.9E-06	0.35	5.5E-06	4.5E-07	1.50	3.0E-07	7.0E-06	1.50	4.6E-06	8.9E-05	6.90	1.3E-05			
Benzene	71-43-2	7.4E-05	7.4E-05	6.6E-05	3.00	2.2E-05	1.5E-05	13.0	1.2E-06	2.4E-04	13.0	1.8E-05	3.0E-03	29.0	1.0E-04			
Formaldehyde	50-00-0	5.8E-03	5.8E-03	5.2E-03	9.00	5.7E-04	1.2E-03	40.0	3.0E-05	0.019	40.0	4.7E-04	0.24	49.0	4.9E-03			
Hexane	110-54-3	3.6E-04	3.6E-04	3.2E-04	700	4.6E-07	7.4E-05	3,100	2.4E-08	1.2E-03	3,100	3.8E-07	0.015	--	(5)			
Chloromethane	74-87-3	2.9E-05	2.9E-05	2.5E-05	90.0	2.8E-07	5.9E-06	400	1.5E-08	9.2E-05	400	2.3E-07	1.2E-03	1,000	1.2E-06			
2-Butanone	78-93-3	1.4E-05	1.4E-05	1.2E-05	5,000	2.5E-09	2.9E-06	22,000	1.3E-10	4.5E-05	22,000	2.0E-09	5.8E-04	5,000	1.2E-07			
Toluene	108-88-3	1.8E-04	1.8E-04	1.6E-04	5,000	3.1E-08	3.6E-05	22,000	1.6E-09	5.6E-04	22,000	2.5E-08	7.2E-03	7,500	9.6E-07			
PAHs	401	8.1E-08	8.1E-08	7.1E-08	--	(5)	1.7E-08	--	(5)	2.6E-07	--	(5)	3.3E-06	--	(5)			
Benzo[a]pyrene	50-32-8	9.7E-10	9.7E-10	8.6E-10	2.0E-03	4.3E-07	2.0E-10	8.8E-03	2.3E-08	3.1E-09	8.8E-03	3.5E-07	4.0E-08	2.0E-03	2.0E-05			
Naphthalene	91-20-3	2.4E-07	2.4E-07	2.1E-07	3.70	5.8E-08	5.0E-08	16.0	3.1E-09	7.7E-07	16.0	4.8E-08	9.9E-06	200	5.0E-08			

**Table 6-5
Production Scenario 1—L3RA Results for Significant TEUs-Chronic and Acute Noncancer Assessments
Hollingsworth & Vose Fiber Company—Corvallis, OR**

Toxic Air Contaminant	CAS	TAC Emission Rate (g/s)		Chronic Noncancer									Acute Noncancer		
		Annual ⁽¹⁾	Maximum Daily ⁽²⁾	Residential			Nonresidential Child			Nonresidential Worker			Calculated Conc. ^(a) (ug/m ³)	RBC ⁽³⁾ (ug/m ³)	Hazard Index ^(b)
				Calculated Conc. ^(a) (ug/m ³)	RBC ⁽³⁾ (ug/m ³)	Hazard Index ^(b)	Calculated Conc. ^(a) (ug/m ³)	RBC ⁽³⁾ (ug/m ³)	Hazard Index ^(b)	Calculated Conc. ^(a) (ug/m ³)	RBC ⁽³⁾ (ug/m ³)	Hazard Index ^(b)			
Exposure Location ⁽⁴⁾				1220			2			10103			10240		
Cumulative Facility-Wide Risk				0.2			<0.1			0.1			0.2		
CFU116															
Cumulative TEU Risk				--	--	2.5E-04	--	--	7.8E-05	--	--	2.8E-04	--	--	2.1E-03
Dispersion Factor (ug/m3/[g/s])				0.29			0.43			1.53			14.3		
Barium	7440-39-3	3.9E-07	3.9E-07	1.1E-07	--	(5)	1.7E-07	--	(5)	6.0E-07	--	(5)	5.6E-06	--	(5)
Chromium (total)	7440-47-3	1.4E-07	1.4E-07	4.0E-08	--	(5)	5.9E-08	--	(5)	2.1E-07	--	(5)	1.9E-06	--	(5)
Chromium VI	18540-29-9	1.4E-07	1.4E-07	4.0E-08	0.083	4.8E-07	5.9E-08	0.88	6.6E-08	2.1E-07	0.88	2.4E-07	1.9E-06	0.30	6.5E-06
Copper	7440-50-8	3.3E-06	3.3E-06	9.6E-07	--	(5)	1.4E-06	--	(5)	5.0E-06	--	(5)	4.7E-05	100	4.7E-07
Manganese	7439-96-5	6.5E-07	6.5E-07	1.9E-07	0.090	2.1E-06	2.8E-07	0.40	7.0E-07	9.9E-07	0.40	2.5E-06	9.3E-06	0.30	3.1E-05
Mercury	7439-97-6	3.4E-08	3.4E-08	9.9E-09	0.077	1.3E-07	1.5E-08	0.63	2.3E-08	5.2E-08	0.63	8.2E-08	4.8E-07	0.60	8.0E-07
Molybdenum trioxide	1313-27-5	1.3E-06	1.3E-06	3.9E-07	--	(5)	5.7E-07	--	(5)	2.0E-06	--	(5)	1.9E-05	--	(5)
Nickel	7440-02-0	2.9E-07	2.9E-07	8.4E-08	0.014	6.0E-06	1.2E-07	0.062	2.0E-06	4.4E-07	0.062	7.1E-06	4.1E-06	0.20	2.1E-05
Phosphorus	504	5.4E-06	5.4E-06	1.6E-06	--	(5)	2.3E-06	--	(5)	8.3E-06	--	(5)	7.7E-05	--	(5)
Vanadium	7440-62-2	1.9E-06	1.9E-06	5.4E-07	0.10	5.4E-06	8.0E-07	0.44	1.8E-06	2.8E-06	0.44	6.4E-06	2.6E-05	0.80	3.3E-05
Zinc	7440-66-6	8.1E-06	8.1E-06	2.4E-06	--	(5)	3.5E-06	--	(5)	1.2E-05	--	(5)	1.2E-04	--	(5)
Ammonia	7664-41-7	2.6E-03	2.6E-03	7.5E-04	500	1.5E-06	1.1E-03	2,200	5.0E-07	3.9E-03	2,200	1.8E-06	0.037	1,200	3.1E-05
Hydrogen Fluoride	7664-39-3	2.5E-04	2.5E-04	7.1E-05	2.10	3.4E-05	1.1E-04	19.0	5.5E-06	3.7E-04	19.0	2.0E-05	3.5E-03	16.0	2.2E-04
Glasswool Fibers	352	3.8E-05	3.8E-05	1.1E-05	--	(5)	1.6E-05	--	(5)	5.8E-05	--	(5)	5.4E-04	--	(5)
Silica, Crystalline	7631-86-9	3.8E-05	3.8E-05	1.1E-05	3.00	3.7E-06	1.6E-05	13.0	1.2E-06	5.8E-05	13.0	4.4E-06	5.4E-04	--	(5)
Acetaldehyde	75-07-0	3.5E-06	3.5E-06	1.0E-06	140	7.2E-09	1.5E-06	620	2.4E-09	5.3E-06	620	8.6E-09	4.9E-05	470	1.1E-07
Acetone	67-64-1	3.7E-04	3.7E-04	1.1E-04	31,000	3.5E-09	1.6E-04	140,000	1.1E-09	5.7E-04	140,000	4.1E-09	5.3E-03	62,000	8.6E-08
Acrolein	107-02-8	2.2E-06	2.2E-06	6.3E-07	0.35	1.8E-06	9.4E-07	1.50	6.2E-07	3.3E-06	1.50	2.2E-06	3.1E-05	6.90	4.5E-06
Benzene	71-43-2	7.4E-05	7.4E-05	2.2E-05	3.00	7.2E-06	3.2E-05	13.0	2.4E-06	1.1E-04	13.0	8.7E-06	1.1E-03	29.0	3.6E-05
Formaldehyde	50-00-0	5.8E-03	5.8E-03	1.7E-03	9.00	1.9E-04	2.5E-03	40.0	6.3E-05	8.9E-03	40.0	2.2E-04	0.083	49.0	1.7E-03
Hexane	110-54-3	3.6E-04	3.6E-04	1.1E-04	700	1.5E-07	1.6E-04	3,100	5.0E-08	5.6E-04	3,100	1.8E-07	5.2E-03	--	(5)
Chloromethane	74-87-3	2.9E-05	2.9E-05	8.4E-06	90.0	9.3E-08	1.2E-05	400	3.1E-08	4.4E-05	400	1.1E-07	4.1E-04	1,000	4.1E-07
2-Butanone	78-93-3	1.4E-05	1.4E-05	4.1E-06	5,000	8.2E-10	6.0E-06	22,000	2.7E-10	2.2E-05	22,000	9.8E-10	2.0E-04	5,000	4.0E-08
Toluene	108-88-3	1.8E-04	1.8E-04	5.1E-05	5,000	1.0E-08	7.5E-05	22,000	3.4E-09	2.7E-04	22,000	1.2E-08	2.5E-03	7,500	3.3E-07
PAHs	401	8.1E-08	8.1E-08	2.4E-08	--	(5)	3.5E-08	--	(5)	1.2E-07	--	(5)	1.1E-06	--	(5)
Benzo[a]pyrene	50-32-8	9.7E-10	9.7E-10	2.8E-10	2.0E-03	1.4E-07	4.2E-10	8.8E-03	4.7E-08	1.5E-09	8.8E-03	1.7E-07	1.4E-08	2.0E-03	6.9E-06
Naphthalene	91-20-3	2.4E-07	2.4E-07	7.1E-08	3.70	1.9E-08	1.0E-07	16.0	6.5E-09	3.7E-07	16.0	2.3E-08	3.4E-06	200	1.7E-08

**Table 6-5
Production Scenario 1—L3RA Results for Significant TEUs-Chronic and Acute Noncancer Assessments
Hollingsworth & Vose Fiber Company—Corvallis, OR**

Toxic Air Contaminant	CAS	TAC Emission Rate (g/s)		Chronic Noncancer									Acute Noncancer		
		Annual ⁽¹⁾	Maximum Daily ⁽²⁾	Residential			Nonresidential Child			Nonresidential Worker			Calculated Conc. ^(a) (ug/m ³)	RBC ⁽³⁾ (ug/m ³)	Hazard Index ^(b)
				Calculated Conc. ^(a) (ug/m ³)	RBC ⁽³⁾ (ug/m ³)	Hazard Index ^(b)	Calculated Conc. ^(a) (ug/m ³)	RBC ⁽³⁾ (ug/m ³)	Hazard Index ^(b)	Calculated Conc. ^(a) (ug/m ³)	RBC ⁽³⁾ (ug/m ³)	Hazard Index ^(b)			
Exposure Location ⁽⁴⁾				1220			2			10103			10240		
Cumulative Facility-Wide Risk				0.2			<0.1			0.1			0.2		
CFU117															
Cumulative TEU Risk				--	--	2.6E-04	--	--	7.8E-05	--	--	2.8E-04	--	--	2.4E-03
Dispersion Factor (ug/m3/[g/s])				0.30			0.43			1.55			16.1		
Barium	7440-39-3	3.9E-07	3.9E-07	1.2E-07	--	(5)	1.7E-07	--	(5)	6.0E-07	--	(5)	6.3E-06	--	(5)
Chromium (total)	7440-47-3	1.4E-07	1.4E-07	4.1E-08	--	(5)	5.9E-08	--	(5)	2.1E-07	--	(5)	2.2E-06	--	(5)
Chromium VI	18540-29-9	1.4E-07	1.4E-07	4.1E-08	0.083	5.0E-07	5.9E-08	0.88	6.7E-08	2.1E-07	0.88	2.4E-07	2.2E-06	0.30	7.3E-06
Copper	7440-50-8	3.3E-06	3.3E-06	9.9E-07	--	(5)	1.4E-06	--	(5)	5.1E-06	--	(5)	5.3E-05	100	5.3E-07
Manganese	7439-96-5	6.5E-07	6.5E-07	2.0E-07	0.090	2.2E-06	2.8E-07	0.40	7.0E-07	1.0E-06	0.40	2.5E-06	1.0E-05	0.30	3.5E-05
Mercury	7439-97-6	3.4E-08	3.4E-08	1.0E-08	0.077	1.3E-07	1.5E-08	0.63	2.3E-08	5.2E-08	0.63	8.3E-08	5.4E-07	0.60	9.1E-07
Molybdenum trioxide	1313-27-5	1.3E-06	1.3E-06	4.0E-07	--	(5)	5.8E-07	--	(5)	2.1E-06	--	(5)	2.1E-05	--	(5)
Nickel	7440-02-0	2.9E-07	2.9E-07	8.7E-08	0.014	6.2E-06	1.3E-07	0.062	2.0E-06	4.5E-07	0.062	7.2E-06	4.7E-06	0.20	2.3E-05
Phosphorus	504	5.4E-06	5.4E-06	1.6E-06	--	(5)	2.4E-06	--	(5)	8.4E-06	--	(5)	8.7E-05	--	(5)
Vanadium	7440-62-2	1.9E-06	1.9E-06	5.6E-07	0.10	5.6E-06	8.0E-07	0.44	1.8E-06	2.9E-06	0.44	6.5E-06	3.0E-05	0.80	3.7E-05
Zinc	7440-66-6	8.1E-06	8.1E-06	2.4E-06	--	(5)	3.5E-06	--	(5)	1.3E-05	--	(5)	1.3E-04	--	(5)
Ammonia	7664-41-7	2.6E-03	2.6E-03	7.8E-04	500	1.6E-06	1.1E-03	2,200	5.1E-07	4.0E-03	2,200	1.8E-06	0.041	1,200	3.5E-05
Hydrogen Fluoride	7664-39-3	2.5E-04	2.5E-04	7.4E-05	2.10	3.5E-05	1.1E-04	19.0	5.6E-06	3.8E-04	19.0	2.0E-05	3.9E-03	16.0	2.5E-04
Glasswool Fibers	352	3.8E-05	3.8E-05	1.2E-05	--	(5)	1.7E-05	--	(5)	5.9E-05	--	(5)	6.1E-04	--	(5)
Silica, Crystalline	7631-86-9	3.8E-05	3.8E-05	1.1E-05	3.00	3.8E-06	1.6E-05	13.0	1.3E-06	5.9E-05	13.0	4.5E-06	6.1E-04	--	(5)
Acetaldehyde	75-07-0	3.5E-06	3.5E-06	1.0E-06	140	7.5E-09	1.5E-06	620	2.4E-09	5.4E-06	620	8.7E-09	5.6E-05	470	1.2E-07
Acetone	67-64-1	3.7E-04	3.7E-04	1.1E-04	31,000	3.6E-09	1.6E-04	140,000	1.2E-09	5.8E-04	140,000	4.1E-09	6.0E-03	62,000	9.7E-08
Acrolein	107-02-8	2.2E-06	2.2E-06	6.6E-07	0.35	1.9E-06	9.4E-07	1.50	6.3E-07	3.4E-06	1.50	2.3E-06	3.5E-05	6.90	5.1E-06
Benzene	71-43-2	7.4E-05	7.4E-05	2.2E-05	3.00	7.4E-06	3.2E-05	13.0	2.5E-06	1.1E-04	13.0	8.8E-06	1.2E-03	29.0	4.1E-05
Formaldehyde	50-00-0	5.8E-03	5.8E-03	1.8E-03	9.00	2.0E-04	2.5E-03	40.0	6.3E-05	9.0E-03	40.0	2.3E-04	0.094	49.0	1.9E-03
Hexane	110-54-3	3.6E-04	3.6E-04	1.1E-04	700	1.6E-07	1.6E-04	3,100	5.1E-08	5.6E-04	3,100	1.8E-07	5.9E-03	--	(5)
Chloromethane	74-87-3	2.9E-05	2.9E-05	8.7E-06	90.0	9.6E-08	1.2E-05	400	3.1E-08	4.5E-05	400	1.1E-07	4.6E-04	1,000	4.6E-07
2-Butanone	78-93-3	1.4E-05	1.4E-05	4.2E-06	5,000	8.5E-10	6.1E-06	22,000	2.8E-10	2.2E-05	22,000	9.9E-10	2.3E-04	5,000	4.5E-08
Toluene	108-88-3	1.8E-04	1.8E-04	5.3E-05	5,000	1.1E-08	7.6E-05	22,000	3.4E-09	2.7E-04	22,000	1.2E-08	2.8E-03	7,500	3.8E-07
PAHs	401	8.1E-08	8.1E-08	2.4E-08	--	(5)	3.5E-08	--	(5)	1.3E-07	--	(5)	1.3E-06	--	(5)
Benzo[a]pyrene	50-32-8	9.7E-10	9.7E-10	2.9E-10	2.0E-03	1.5E-07	4.2E-10	8.8E-03	4.8E-08	1.5E-09	8.8E-03	1.7E-07	1.6E-08	2.0E-03	7.8E-06
Naphthalene	91-20-3	2.4E-07	2.4E-07	7.3E-08	3.70	2.0E-08	1.0E-07	16.0	6.6E-09	3.8E-07	16.0	2.3E-08	3.9E-06	200	1.9E-08

**Table 6-5
Production Scenario 1—L3RA Results for Significant TEUs-Chronic and Acute Noncancer Assessments
Hollingsworth & Vose Fiber Company—Corvallis, OR**

Toxic Air Contaminant	CAS	TAC Emission Rate (g/s)		Chronic Noncancer									Acute Noncancer					
		Annual ⁽¹⁾	Maximum Daily ⁽²⁾	Residential			Nonresidential Child			Nonresidential Worker			Calculated Conc. ^(a) (ug/m ³)	RBC ⁽³⁾ (ug/m ³)	Hazard Index ^(b)			
				Calculated Conc. ^(a) (ug/m ³)	RBC ⁽³⁾ (ug/m ³)	Hazard Index ^(b)	Calculated Conc. ^(a) (ug/m ³)	RBC ⁽³⁾ (ug/m ³)	Hazard Index ^(b)	Calculated Conc. ^(a) (ug/m ³)	RBC ⁽³⁾ (ug/m ³)	Hazard Index ^(b)						
Exposure Location ⁽⁴⁾				1220			2			10103			10240					
Cumulative Facility-Wide Risk				0.2			<0.1			0.1			0.2					
CFU118																		
Cumulative TEU Risk				--			2.4E-04			--			2.8E-04			--		
Dispersion Factor (ug/m3/[g/s])				0.27			0.43			1.53			13.7					
Barium	7440-39-3	3.9E-07	3.9E-07	1.1E-07	--	(5)	1.7E-07	--	(5)	6.0E-07	--	(5)	5.3E-06	--	(5)			
Chromium (total)	7440-47-3	1.4E-07	1.4E-07	3.7E-08	--	(5)	5.8E-08	--	(5)	2.1E-07	--	(5)	1.9E-06	--	(5)			
Chromium VI	18540-29-9	1.4E-07	1.4E-07	3.7E-08	0.083	4.5E-07	5.8E-08	0.88	6.6E-08	2.1E-07	0.88	2.4E-07	1.9E-06	0.30	6.2E-06			
Copper	7440-50-8	3.3E-06	3.3E-06	9.0E-07	--	(5)	1.4E-06	--	(5)	5.0E-06	--	(5)	4.5E-05	100.0	4.5E-07			
Manganese	7439-96-5	6.5E-07	6.5E-07	1.8E-07	0.090	2.0E-06	2.8E-07	0.40	6.9E-07	1.0E-06	0.40	2.5E-06	8.9E-06	0.30	3.0E-05			
Mercury	7439-97-6	3.4E-08	3.4E-08	9.3E-09	0.077	1.2E-07	1.4E-08	0.63	2.3E-08	5.2E-08	0.63	8.2E-08	4.6E-07	0.60	7.7E-07			
Molybdenum trioxide	1313-27-5	1.3E-06	1.3E-06	3.7E-07	--	(5)	5.7E-07	--	(5)	2.0E-06	--	(5)	1.8E-05	--	(5)			
Nickel	7440-02-0	2.9E-07	2.9E-07	7.9E-08	0.014	5.7E-06	1.2E-07	0.062	2.0E-06	4.4E-07	0.062	7.2E-06	4.0E-06	0.20	2.0E-05			
Phosphorus	504	5.4E-06	5.4E-06	1.5E-06	--	(5)	2.3E-06	--	(5)	8.3E-06	--	(5)	7.4E-05	--	(5)			
Vanadium	7440-62-2	1.9E-06	1.9E-06	5.1E-07	0.10	5.1E-06	7.9E-07	0.44	1.8E-06	2.8E-06	0.44	6.5E-06	2.5E-05	0.80	3.2E-05			
Zinc	7440-66-6	8.1E-06	8.1E-06	2.2E-06	--	(5)	3.4E-06	--	(5)	1.2E-05	--	(5)	1.1E-04	--	(5)			
Ammonia	7664-41-7	2.6E-03	2.6E-03	7.1E-04	500	1.4E-06	1.1E-03	2,200	5.0E-07	4.0E-03	2,200	1.8E-06	0.035	1,200	2.9E-05			
Hydrogen Fluoride	7664-39-3	2.5E-04	2.5E-04	6.7E-05	2.10	3.2E-05	1.0E-04	19.0	5.5E-06	3.8E-04	19.0	2.0E-05	3.4E-03	16.0	2.1E-04			
Glasswool Fibers	352	3.8E-05	3.8E-05	1.0E-05	--	(5)	1.6E-05	--	(5)	5.9E-05	--	(5)	5.2E-04	--	(5)			
Silica, Crystalline	7631-86-9	3.8E-05	3.8E-05	1.0E-05	3.00	3.5E-06	1.6E-05	13.0	1.2E-06	5.8E-05	13.0	4.5E-06	5.2E-04	--	(5)			
Acetaldehyde	75-07-0	3.5E-06	3.5E-06	9.5E-07	140	6.8E-09	1.5E-06	620	2.4E-09	5.3E-06	620	8.6E-09	4.7E-05	470	1.0E-07			
Acetone	67-64-1	3.7E-04	3.7E-04	1.0E-04	31,000	3.3E-09	1.6E-04	140,000	1.1E-09	5.7E-04	140,000	4.1E-09	5.1E-03	62,000	8.2E-08			
Acrolein	107-02-8	2.2E-06	2.2E-06	6.0E-07	0.35	1.7E-06	9.3E-07	1.50	6.2E-07	3.3E-06	1.50	2.2E-06	3.0E-05	6.90	4.3E-06			
Benzene	71-43-2	7.4E-05	7.4E-05	2.0E-05	3.00	6.8E-06	3.1E-05	13.0	2.4E-06	1.1E-04	13.0	8.7E-06	1.0E-03	29.0	3.5E-05			
Formaldehyde	50-00-0	5.8E-03	5.8E-03	1.6E-03	9.00	1.8E-04	2.5E-03	40.0	6.2E-05	9.0E-03	40.0	2.2E-04	0.080	49.0	1.6E-03			
Hexane	110-54-3	3.6E-04	3.6E-04	1.0E-04	700	1.4E-07	1.5E-04	3,100	5.0E-08	5.6E-04	3,100	1.8E-07	5.0E-03	--	(5)			
Chloromethane	74-87-3	2.9E-05	2.9E-05	7.9E-06	90.0	8.8E-08	1.2E-05	400	3.1E-08	4.4E-05	400	1.1E-07	3.9E-04	1,000	3.9E-07			
2-Butanone	78-93-3	1.4E-05	1.4E-05	3.9E-06	5,000	7.7E-10	6.0E-06	22,000	2.7E-10	2.2E-05	22,000	9.8E-10	1.9E-04	5,000	3.9E-08			
Toluene	108-88-3	1.8E-04	1.8E-04	4.8E-05	5,000	9.6E-09	7.5E-05	22,000	3.4E-09	2.7E-04	22,000	1.2E-08	2.4E-03	7,500	3.2E-07			
PAHs	401	8.1E-08	8.1E-08	2.2E-08	--	(5)	3.4E-08	--	(5)	1.2E-07	--	(5)	1.1E-06	--	(5)			
Benzo[a]pyrene	50-32-8	9.7E-10	9.7E-10	2.7E-10	2.0E-03	1.3E-07	4.1E-10	8.8E-03	4.7E-08	1.5E-09	8.8E-03	1.7E-07	1.3E-08	2.0E-03	6.6E-06			
Naphthalene	91-20-3	2.4E-07	2.4E-07	6.6E-08	3.70	1.8E-08	1.0E-07	16.0	6.4E-09	3.7E-07	16.0	2.3E-08	3.3E-06	200	1.7E-08			

**Table 6-5
Production Scenario 1—L3RA Results for Significant TEUs-Chronic and Acute Noncancer Assessments
Hollingsworth & Vose Fiber Company—Corvallis, OR**

Toxic Air Contaminant	CAS	TAC Emission Rate (g/s)		Chronic Noncancer									Acute Noncancer		
		Annual ⁽¹⁾	Maximum Daily ⁽²⁾	Residential			Nonresidential Child			Nonresidential Worker			Calculated Conc. ^(a) (ug/m ³)	RBC ⁽³⁾ (ug/m ³)	Hazard Index ^(b)
				Calculated Conc. ^(a) (ug/m ³)	RBC ⁽³⁾ (ug/m ³)	Hazard Index ^(b)	Calculated Conc. ^(a) (ug/m ³)	RBC ⁽³⁾ (ug/m ³)	Hazard Index ^(b)	Calculated Conc. ^(a) (ug/m ³)	RBC ⁽³⁾ (ug/m ³)	Hazard Index ^(b)			
Exposure Location ⁽⁴⁾				1220			2			10103			10240		
Cumulative Facility-Wide Risk				0.2			<0.1			0.1			0.2		
CFU114															
Cumulative TEU Risk				--	--	1.4E-04	--	--	7.2E-05	--	--	1.9E-04	--	--	1.6E-03
Dispersion Factor (ug/m3/[g/s])				0.15			0.38			0.99			12.7		
Antimony	7440-36-0	1.8E-06	1.8E-06	2.7E-07	0.30	9.0E-07	6.9E-07	1.30	5.3E-07	1.8E-06	1.30	1.4E-06	2.3E-05	1.00	2.3E-05
Barium	7440-39-3	1.2E-06	1.2E-06	1.8E-07	--	(5)	4.6E-07	--	(5)	1.2E-06	--	(5)	1.6E-05	--	(5)
Cadmium	7440-43-9	3.4E-07	3.4E-07	5.0E-08	5.0E-03	9.9E-06	1.3E-07	0.037	3.5E-06	3.3E-07	0.037	9.0E-06	4.3E-06	0.030	1.4E-04
Chromium (total)	7440-47-3	3.9E-07	3.9E-07	5.8E-08	--	(5)	1.5E-07	--	(5)	3.9E-07	--	(5)	5.0E-06	--	(5)
Chromium VI	18540-29-9	3.9E-07	3.9E-07	5.8E-08	0.083	7.0E-07	1.5E-07	0.88	1.7E-07	3.9E-07	0.88	4.4E-07	5.0E-06	0.30	1.7E-05
Copper	7440-50-8	5.6E-06	5.6E-06	8.2E-07	--	(5)	2.1E-06	--	(5)	5.5E-06	--	(5)	7.2E-05	100	7.2E-07
Manganese	7439-96-5	1.3E-06	1.3E-06	1.9E-07	0.090	2.1E-06	4.8E-07	0.40	1.2E-06	1.3E-06	0.40	3.2E-06	1.6E-05	0.30	5.4E-05
Mercury	7439-97-6	6.4E-08	6.4E-08	9.4E-09	0.077	1.2E-07	2.4E-08	0.63	3.8E-08	6.3E-08	0.63	1.0E-07	8.2E-07	0.60	1.4E-06
Molybdenum trioxide	1313-27-5	1.7E-06	1.7E-06	2.4E-07	--	(5)	6.3E-07	--	(5)	1.6E-06	--	(5)	2.1E-05	--	(5)
Nickel	7440-02-0	2.1E-06	2.1E-06	3.1E-07	0.014	2.2E-05	8.0E-07	0.062	1.3E-05	2.1E-06	0.062	3.4E-05	2.7E-05	0.20	1.4E-04
Phosphorus	504	1.0E-05	1.0E-05	1.5E-06	--	(5)	4.0E-06	--	(5)	1.0E-05	--	(5)	1.3E-04	--	(5)
Vanadium	7440-62-2	2.3E-06	2.3E-06	3.4E-07	0.10	3.4E-06	8.8E-07	0.44	2.0E-06	2.3E-06	0.44	5.2E-06	3.0E-05	0.80	3.7E-05
Zinc	7440-66-6	3.4E-05	3.4E-05	5.0E-06	--	(5)	1.3E-05	--	(5)	3.3E-05	--	(5)	4.3E-04	--	(5)
Ammonia	7664-41-7	3.2E-03	3.2E-03	4.7E-04	500	9.5E-07	1.2E-03	2,200	5.5E-07	3.2E-03	2,200	1.4E-06	0.041	1,200	3.4E-05
Fluorides	239	2.0E-05	2.0E-05	3.0E-06	2.30	1.3E-06	7.7E-06	20.0	3.9E-07	2.0E-05	20.0	1.0E-06	2.6E-04	240	1.1E-06
Hydrogen Fluoride	7664-39-3	2.7E-04	2.7E-04	4.0E-05	2.10	1.9E-05	1.0E-04	19.0	5.4E-06	2.7E-04	19.0	1.4E-05	3.5E-03	16.0	2.2E-04
Glasswool Fibers	352	5.9E-05	5.9E-05	8.6E-06	--	(5)	2.2E-05	--	(5)	5.8E-05	--	(5)	7.5E-04	--	(5)
Silica, Crystalline	7631-86-9	5.8E-05	5.8E-05	8.6E-06	3.00	2.9E-06	2.2E-05	13.0	1.7E-06	5.8E-05	13.0	4.4E-06	7.4E-04	--	(5)
Acetaldehyde	75-07-0	4.3E-06	4.3E-06	6.4E-07	140	4.5E-09	1.6E-06	620	2.6E-09	4.3E-06	620	6.9E-09	5.5E-05	470	1.2E-07
Acetone	67-64-1	2.4E-03	2.4E-03	3.6E-04	31,000	1.2E-08	9.2E-04	140,000	6.6E-09	2.4E-03	140,000	1.7E-08	0.031	62,000	5.0E-07
Acrolein	107-02-8	2.7E-06	2.7E-06	4.0E-07	0.35	1.1E-06	1.0E-06	1.50	6.9E-07	2.7E-06	1.50	1.8E-06	3.5E-05	6.90	5.0E-06
Benzene	71-43-2	6.1E-04	6.1E-04	9.0E-05	3.00	3.0E-05	2.3E-04	13.0	1.8E-05	6.0E-04	13.0	4.6E-05	7.8E-03	29.0	2.7E-04
Cyclohexane	110-82-7	3.8E-05	3.8E-05	5.5E-06	6,000	9.2E-10	1.4E-05	26,000	5.5E-10	3.7E-05	26,000	1.4E-09	4.8E-04	--	(5)
Ethylbenzene	100-41-4	3.2E-05	3.2E-05	4.7E-06	260	1.8E-08	1.2E-05	1,100	1.1E-08	3.2E-05	1,100	2.9E-08	4.1E-04	22,000	1.9E-08
Chloroethane	75-00-3	1.7E-05	1.7E-05	2.5E-06	30,000	8.4E-11	6.5E-06	130,000	5.0E-11	1.7E-05	130,000	1.3E-10	2.2E-04	40,000	5.5E-09
Formaldehyde	50-00-0	2.6E-03	2.6E-03	3.9E-04	9.00	4.3E-05	9.9E-04	40.0	2.5E-05	2.6E-03	40.0	6.5E-05	0.034	49.0	6.9E-04
Hexane	110-54-3	3.5E-03	3.5E-03	5.2E-04	700	7.4E-07	1.3E-03	3,100	4.3E-07	3.5E-03	3,100	1.1E-06	0.045	--	(5)
Chloromethane	74-87-3	2.3E-04	2.3E-04	3.4E-05	90.0	3.8E-07	8.7E-05	400	2.2E-07	2.3E-04	400	5.7E-07	2.9E-03	1,000	2.9E-06
2-Butanone	78-93-3	7.8E-05	7.8E-05	1.1E-05	5,000	2.3E-09	2.9E-05	22,000	1.3E-09	7.7E-05	22,000	3.5E-09	9.9E-04	5,000	2.0E-07
Methyl isobutyl ketone	108-10-1	2.8E-05	2.8E-05	4.1E-06	3,000	1.4E-09	1.1E-05	13,000	8.2E-10	2.8E-05	13,000	2.1E-09	3.6E-04	--	(5)
Toluene	108-88-3	6.2E-04	6.2E-04	9.1E-05	5,000	1.8E-08	2.3E-04	22,000	1.1E-08	6.1E-04	22,000	2.8E-08	7.9E-03	7,500	1.1E-06
Xylenes (mixed isomers)	1330-20-7	6.6E-05	6.6E-05	9.7E-06	220	4.4E-08	2.5E-05	970	2.6E-08	6.5E-05	970	6.7E-08	8.5E-04	8,700	9.7E-08
PAHs	401	1.0E-07	1.0E-07	1.5E-08	--	(5)	3.8E-08	--	(5)	9.9E-08	--	(5)	1.3E-06	--	(5)
Benzo[a]pyrene	50-32-8	1.2E-09	1.2E-09	1.8E-10	2.0E-03	8.9E-08	4.6E-10	8.8E-03	5.2E-08	1.2E-09	8.8E-03	1.4E-07	1.5E-08	2.0E-03	7.7E-06
Naphthalene	91-20-3	3.0E-07	3.0E-07	4.4E-08	3.70	1.2E-08	1.1E-07	16.0	7.1E-09	3.0E-07	16.0	1.9E-08	3.9E-06	200	1.9E-08

**Table 6-5
Production Scenario 1—L3RA Results for Significant TEUs-Chronic and Acute Noncancer Assessments
Hollingsworth & Vose Fiber Company—Corvallis, OR**

Toxic Air Contaminant	CAS	TAC Emission Rate (g/s)		Chronic Noncancer									Acute Noncancer					
		Annual ⁽¹⁾	Maximum Daily ⁽²⁾	Residential			Nonresidential Child			Nonresidential Worker			Calculated Conc. ^(a) (ug/m ³)	RBC ⁽³⁾ (ug/m ³)	Hazard Index ^(b)			
				Calculated Conc. ^(a) (ug/m ³)	RBC ⁽³⁾ (ug/m ³)	Hazard Index ^(b)	Calculated Conc. ^(a) (ug/m ³)	RBC ⁽³⁾ (ug/m ³)	Hazard Index ^(b)	Calculated Conc. ^(a) (ug/m ³)	RBC ⁽³⁾ (ug/m ³)	Hazard Index ^(b)						
Exposure Location ⁽⁴⁾				1220			2			10103			10240					
Cumulative Facility-Wide Risk				0.2			<0.1			0.1			0.2					
CFU115																		
Cumulative TEU Risk				--			1.1E-04			--			7.2E-05			--		
Dispersion Factor (ug/m3/[g/s])				0.12			0.37			0.63			7.66			--		
Antimony	7440-36-0	1.8E-06	1.8E-06	2.2E-07	0.30	7.4E-07	6.8E-07	1.30	5.3E-07	1.2E-06	1.30	8.9E-07	1.4E-05	1.00	1.4E-05			
Barium	7440-39-3	1.2E-06	1.2E-06	1.5E-07	--	(5)	4.6E-07	--	(5)	7.7E-07	--	(5)	9.4E-06	--	(5)			
Cadmium	7440-43-9	3.4E-07	3.4E-07	4.1E-08	5.0E-03	8.2E-06	1.3E-07	0.037	3.4E-06	2.1E-07	0.037	5.8E-06	2.6E-06	0.030	8.7E-05			
Chromium (total)	7440-47-3	3.9E-07	3.9E-07	4.7E-08	--	(5)	1.5E-07	--	(5)	2.5E-07	--	(5)	3.0E-06	--	(5)			
Chromium VI	18540-29-9	3.9E-07	3.9E-07	4.7E-08	0.083	5.7E-07	1.5E-07	0.88	1.7E-07	2.5E-07	0.88	2.8E-07	3.0E-06	0.30	1.0E-05			
Copper	7440-50-8	5.6E-06	5.6E-06	6.8E-07	--	(5)	2.1E-06	--	(5)	3.5E-06	--	(5)	4.3E-05	100	4.3E-07			
Manganese	7439-96-5	1.3E-06	1.3E-06	1.5E-07	0.090	1.7E-06	4.8E-07	0.40	1.2E-06	8.1E-07	0.40	2.0E-06	9.8E-06	0.30	3.3E-05			
Mercury	7439-97-6	6.4E-08	6.4E-08	7.7E-09	0.077	1.0E-07	2.4E-08	0.63	3.8E-08	4.0E-08	0.63	6.4E-08	4.9E-07	0.60	8.2E-07			
Molybdenum trioxide	1313-27-5	1.7E-06	1.7E-06	2.0E-07	--	(5)	6.2E-07	--	(5)	1.0E-06	--	(5)	1.3E-05	--	(5)			
Nickel	7440-02-0	2.1E-06	2.1E-06	2.6E-07	0.014	1.8E-05	7.9E-07	0.062	1.3E-05	1.3E-06	0.062	2.2E-05	1.6E-05	0.20	8.1E-05			
Phosphorus	504	1.0E-05	1.0E-05	1.3E-06	--	(5)	3.9E-06	--	(5)	6.6E-06	--	(5)	8.0E-05	--	(5)			
Vanadium	7440-62-2	2.3E-06	2.3E-06	2.8E-07	0.10	2.8E-06	8.6E-07	0.44	2.0E-06	1.5E-06	0.44	3.3E-06	1.8E-05	0.80	2.2E-05			
Zinc	7440-66-6	3.4E-05	3.4E-05	4.1E-06	--	(5)	1.3E-05	--	(5)	2.1E-05	--	(5)	2.6E-04	--	(5)			
Ammonia	7664-41-7	3.2E-03	3.2E-03	3.9E-04	500	7.8E-07	1.2E-03	2,200	5.5E-07	2.0E-03	2,200	9.2E-07	0.025	1,200	2.1E-05			
Fluorides	239	2.0E-05	2.0E-05	2.5E-06	2.30	1.1E-06	7.6E-06	20.0	3.8E-07	1.3E-05	20.0	6.4E-07	1.6E-04	240	6.5E-07			
Hydrogen Fluoride	7664-39-3	2.7E-04	2.7E-04	3.3E-05	2.10	1.6E-05	1.0E-04	19.0	5.4E-06	1.7E-04	19.0	9.1E-06	2.1E-03	16.0	1.3E-04			
Glasswool Fibers	352	5.9E-05	5.9E-05	7.1E-06	--	(5)	2.2E-05	--	(5)	3.7E-05	--	(5)	4.5E-04	--	(5)			
Silica, Crystalline	7631-86-9	5.8E-05	5.8E-05	7.0E-06	3.00	2.3E-06	2.2E-05	13.0	1.7E-06	3.7E-05	13.0	2.8E-06	4.5E-04	--	(5)			
Acetaldehyde	75-07-0	4.3E-06	4.3E-06	5.2E-07	140	3.7E-09	1.6E-06	620	2.6E-09	2.7E-06	620	4.4E-09	3.3E-05	470	7.1E-08			
Acetone	67-64-1	2.4E-03	2.4E-03	2.9E-04	31,000	9.5E-09	9.1E-04	140,000	6.5E-09	1.5E-03	140,000	1.1E-08	0.019	62,000	3.0E-07			
Acrolein	107-02-8	2.7E-06	2.7E-06	3.3E-07	0.35	9.4E-07	1.0E-06	1.50	6.8E-07	1.7E-06	1.50	1.1E-06	2.1E-05	6.90	3.0E-06			
Benzene	71-43-2	6.1E-04	6.1E-04	7.4E-05	3.00	2.5E-05	2.3E-04	13.0	1.8E-05	3.9E-04	13.0	3.0E-05	4.7E-03	29.0	1.6E-04			
Cyclohexane	110-82-7	3.8E-05	3.8E-05	4.5E-06	6,000	7.6E-10	1.4E-05	26,000	5.4E-10	2.4E-05	26,000	9.1E-10	2.9E-04	--	(5)			
Ethylbenzene	100-41-4	3.2E-05	3.2E-05	3.9E-06	260	1.5E-08	1.2E-05	1,100	1.1E-08	2.0E-05	1,100	1.8E-08	2.5E-04	22,000	1.1E-08			
Chloroethane	75-00-3	1.7E-05	1.7E-05	2.1E-06	30,000	6.9E-11	6.4E-06	130,000	5.0E-11	1.1E-05	130,000	8.4E-11	1.3E-04	40,000	3.3E-09			
Formaldehyde	50-00-0	2.6E-03	2.6E-03	3.2E-04	9.00	3.5E-05	9.8E-04	40.0	2.5E-05	1.7E-03	40.0	4.1E-05	0.020	49.0	4.1E-04			
Hexane	110-54-3	3.5E-03	3.5E-03	4.3E-04	700	6.1E-07	1.3E-03	3,100	4.3E-07	2.2E-03	3,100	7.2E-07	0.027	--	(5)			
Chloromethane	74-87-3	2.3E-04	2.3E-04	2.8E-05	90.0	3.1E-07	8.6E-05	400	2.2E-07	1.5E-04	400	3.6E-07	1.8E-03	1,000	1.8E-06			
2-Butanone	78-93-3	7.8E-05	7.8E-05	9.4E-06	5,000	1.9E-09	2.9E-05	22,000	1.3E-09	4.9E-05	22,000	2.2E-09	6.0E-04	5,000	1.2E-07			
Methyl isobutyl ketone	108-10-1	2.8E-05	2.8E-05	3.4E-06	3,000	1.1E-09	1.1E-05	13,000	8.1E-10	1.8E-05	13,000	1.4E-09	2.2E-04	--	(5)			
Toluene	108-88-3	6.2E-04	6.2E-04	7.4E-05	5,000	1.5E-08	2.3E-04	22,000	1.0E-08	3.9E-04	22,000	1.8E-08	4.7E-03	7,500	6.3E-07			
Xylenes (mixed isomers)	1330-20-7	6.6E-05	6.6E-05	8.0E-06	220	3.6E-08	2.5E-05	970	2.5E-08	4.2E-05	970	4.3E-08	5.1E-04	8,700	5.8E-08			
PAHs	401	1.0E-07	1.0E-07	1.2E-08	--	(5)	3.8E-08	--	(5)	6.3E-08	--	(5)	7.7E-07	--	(5)			
Benzo[a]pyrene	50-32-8	1.2E-09	1.2E-09	1.5E-10	2.0E-03	7.3E-08	4.5E-10	8.8E-03	5.1E-08	7.6E-10	8.8E-03	8.7E-08	9.3E-09	2.0E-03	4.6E-06			
Naphthalene	91-20-3	3.0E-07	3.0E-07	3.6E-08	3.70	9.9E-09	1.1E-07	16.0	7.0E-09	1.9E-07	16.0	1.2E-08	2.3E-06	200	1.2E-08			

**Table 6-5
Production Scenario 1—L3RA Results for Significant TEUs-Chronic and Acute Noncancer Assessments
Hollingsworth & Vose Fiber Company—Corvallis, OR**

Toxic Air Contaminant	CAS	TAC Emission Rate (g/s)		Chronic Noncancer									Acute Noncancer					
		Annual ⁽¹⁾	Maximum Daily ⁽²⁾	Residential			Nonresidential Child			Nonresidential Worker			Calculated Conc. ^(a) (ug/m ³)	RBC ⁽³⁾ (ug/m ³)	Hazard Index ^(b)			
				Calculated Conc. ^(a) (ug/m ³)	RBC ⁽³⁾ (ug/m ³)	Hazard Index ^(b)	Calculated Conc. ^(a) (ug/m ³)	RBC ⁽³⁾ (ug/m ³)	Hazard Index ^(b)	Calculated Conc. ^(a) (ug/m ³)	RBC ⁽³⁾ (ug/m ³)	Hazard Index ^(b)						
Exposure Location ⁽⁴⁾				1220			2			10103			10240					
Cumulative Facility-Wide Risk				0.2			<0.1			0.1			0.2					
CFU113																		
Cumulative TEU Risk				--			6.8E-03			--			4.2E-03			--		
Dispersion Factor (ug/m3/[g/s])				3.05			0.45			12.9			29.5			--		
Antimony	7440-36-0	1.2E-06	1.2E-06	3.7E-06	0.30	1.2E-05	5.4E-07	1.30	4.2E-07	1.6E-05	1.30	1.2E-05	3.6E-05	1.00	3.6E-05			
Barium	7440-39-3	8.4E-07	8.4E-07	2.6E-06	--	(5)	3.8E-07	--	(5)	1.1E-05	--	(5)	2.5E-05	--	(5)			
Cadmium	7440-43-9	1.0E-06	1.0E-06	3.1E-06	5.0E-03	6.1E-04	4.5E-07	0.037	1.2E-05	1.3E-05	0.037	3.5E-04	3.0E-05	0.030	9.9E-04			
Chromium (total)	7440-47-3	4.3E-07	4.3E-07	1.3E-06	--	(5)	1.9E-07	--	(5)	5.6E-06	--	(5)	1.3E-05	--	(5)			
Chromium VI	18540-29-9	4.3E-07	4.3E-07	1.3E-06	0.083	1.6E-05	1.9E-07	0.88	2.2E-07	5.6E-06	0.88	6.3E-06	1.3E-05	0.30	4.3E-05			
Cobalt	7440-48-4	1.8E-07	1.8E-07	5.5E-07	0.10	5.5E-06	8.1E-08	0.44	1.8E-07	2.4E-06	0.44	5.3E-06	5.4E-06	--	(5)			
Copper	7440-50-8	6.6E-06	6.6E-06	2.0E-05	--	(5)	2.9E-06	--	(5)	8.5E-05	--	(5)	1.9E-04	100	1.9E-06			
Lead	7439-92-1	9.0E-06	9.0E-06	2.7E-05	0.15	1.8E-04	4.0E-06	0.66	6.1E-06	1.2E-04	0.66	1.8E-04	2.7E-04	0.15	1.8E-03			
Manganese	7439-96-5	2.4E-07	2.4E-07	7.3E-07	0.090	8.1E-06	1.1E-07	0.40	2.7E-07	3.1E-06	0.40	7.7E-06	7.1E-06	0.30	2.4E-05			
Mercury	7439-97-6	1.2E-04	1.2E-04	3.7E-04	0.077	4.8E-03	5.5E-05	0.63	8.7E-05	1.6E-03	0.63	2.5E-03	3.6E-03	0.60	6.0E-03			
Phosphorus	504	2.6E-05	2.6E-05	8.0E-05	--	(5)	1.2E-05	--	(5)	3.4E-04	--	(5)	7.7E-04	--	(5)			
Zinc	7440-66-6	1.4E-05	1.4E-05	4.2E-05	--	(5)	6.2E-06	--	(5)	1.8E-04	--	(5)	4.1E-04	--	(5)			
Carbon disulfide	75-15-0	1.3E-05	1.3E-05	4.0E-05	800	5.0E-08	5.8E-06	3,500	1.7E-09	1.7E-04	3,500	4.8E-08	3.8E-04	6,200	6.2E-08			
Fluorides	239	4.7E-05	4.7E-05	1.4E-04	2.30	6.2E-05	2.1E-05	20.0	1.0E-06	6.1E-04	20.0	3.0E-05	1.4E-03	240	5.8E-06			
Hydrogen Fluoride	7664-39-3	6.8E-06	6.8E-06	2.1E-05	2.10	9.9E-06	3.1E-06	19.0	1.6E-07	8.8E-05	19.0	4.7E-06	2.0E-04	16.0	1.3E-05			
Silica, Crystalline	7631-86-9	1.2E-05	1.2E-05	3.6E-05	3.00	1.2E-05	5.3E-06	13.0	4.1E-07	1.5E-04	13.0	1.2E-05	3.5E-04	--	(5)			
Acetone	67-64-1	1.9E-03	1.9E-03	5.7E-03	31,000	1.8E-07	8.3E-04	140,000	6.0E-09	0.024	140,000	1.7E-07	0.055	62,000	8.9E-07			
Benzene	71-43-2	4.5E-04	4.5E-04	1.4E-03	3.00	4.5E-04	2.0E-04	13.0	1.5E-05	5.8E-03	13.0	4.4E-04	0.013	29.0	4.5E-04			
1,3-Butadiene	106-99-0	2.0E-04	2.0E-04	6.0E-04	2.00	3.0E-04	8.8E-05	8.80	1.0E-05	2.5E-03	8.80	2.9E-04	5.8E-03	660	8.8E-06			
Formaldehyde	50-00-0	9.9E-04	9.9E-04	3.0E-03	9.00	3.3E-04	4.4E-04	40.0	1.1E-05	0.013	40.0	3.2E-04	0.029	49.0	5.9E-04			
Hexane	110-54-3	2.7E-04	2.7E-04	8.2E-04	700	1.2E-06	1.2E-04	3,100	3.9E-08	3.5E-03	3,100	1.1E-06	7.9E-03	--	(5)			
2-Butanone	78-93-3	2.5E-05	2.5E-05	7.5E-05	5,000	1.5E-08	1.1E-05	22,000	5.0E-10	3.2E-04	22,000	1.4E-08	7.3E-04	5,000	1.5E-07			
Toluene	108-88-3	1.1E-04	1.1E-04	3.4E-04	5,000	6.8E-08	5.0E-05	22,000	2.3E-09	1.4E-03	22,000	6.6E-08	3.3E-03	7,500	4.4E-07			
SSF01																		
Cumulative TEU Risk				--			3.9E-05			--			1.0E-05			--		
Dispersion Factor (ug/m3/[g/s])				165			15.3			190			6,045			--		
Barium	7440-39-3	1.4E-09	3.0E-09	2.3E-07	--	(5)	2.1E-08	--	(5)	2.7E-07	--	(5)	1.8E-05	--	(5)			
Chromium (total)	7440-47-3	4.9E-10	1.1E-09	8.1E-08	--	(5)	7.4E-09	--	(5)	9.3E-08	--	(5)	6.4E-06	--	(5)			
Chromium VI	18540-29-9	4.9E-10	1.1E-09	8.1E-08	0.083	9.7E-07	7.4E-09	0.88	8.5E-09	9.3E-08	0.88	1.1E-07	6.4E-06	0.30	2.1E-05			
Copper	7440-50-8	1.2E-08	2.5E-08	1.9E-06	--	(5)	1.8E-07	--	(5)	2.2E-06	--	(5)	1.5E-04	100	1.5E-06			
Manganese	7439-96-5	2.3E-09	5.0E-09	3.8E-07	0.090	4.3E-06	3.6E-08	0.40	8.9E-08	4.4E-07	0.40	1.1E-06	3.0E-05	0.30	1.0E-04			
Mercury	7439-97-6	1.2E-10	2.6E-10	2.0E-08	0.077	2.6E-07	1.8E-09	0.63	2.9E-09	2.3E-08	0.63	3.7E-08	1.6E-06	0.60	2.6E-06			
Nickel	7440-02-0	1.0E-09	2.2E-09	1.7E-07	0.014	1.2E-05	1.6E-08	0.062	2.6E-07	2.0E-07	0.062	3.2E-06	1.4E-05	0.20	6.8E-05			
Phosphorus	504	1.9E-08	4.2E-08	3.2E-06	--	(5)	3.0E-07	--	(5)	3.7E-06	--	(5)	2.5E-04	--	(5)			
Zinc	7440-66-6	2.9E-08	6.3E-08	4.8E-06	--	(5)	4.4E-07	--	(5)	5.5E-06	--	(5)	3.8E-04	--	(5)			
Silica, Crystalline	7631-86-9	3.8E-07	8.3E-07	6.3E-05	3.00	2.1E-05	5.9E-06	13.0	4.5E-07	7.3E-05	13.0	5.6E-06	5.0E-03	--	(5)			

**Table 6-5
Production Scenario 1—L3RA Results for Significant TEUs-Chronic and Acute Noncancer Assessments
Hollingsworth & Vose Fiber Company—Corvallis, OR**

Toxic Air Contaminant	CAS	TAC Emission Rate (g/s)		Chronic Noncancer									Acute Noncancer		
		Annual ⁽¹⁾	Maximum Daily ⁽²⁾	Residential			Nonresidential Child			Nonresidential Worker			Calculated Conc. ^(a) (ug/m ³)	RBC ⁽³⁾ (ug/m ³)	Hazard Index ^(b)
				Calculated Conc. ^(a) (ug/m ³)	RBC ⁽³⁾ (ug/m ³)	Hazard Index ^(b)	Calculated Conc. ^(a) (ug/m ³)	RBC ⁽³⁾ (ug/m ³)	Hazard Index ^(b)	Calculated Conc. ^(a) (ug/m ³)	RBC ⁽³⁾ (ug/m ³)	Hazard Index ^(b)			
Exposure Location ⁽⁴⁾				1220			2			10103			10240		
Cumulative Facility-Wide Risk				0.2			<0.1			0.1			0.2		
SSF02															
Cumulative TEU Risk				--	--	3.8E-05	--	--	8.1E-07	--	--	9.7E-06	--	--	2.2E-04
Dispersion Factor (ug/m3/[g/s])				161			15.3			183			6,690		
Barium	7440-39-3	1.4E-09	3.0E-09	2.2E-07	--	(5)	2.1E-08	--	(5)	2.6E-07	--	(5)	2.0E-05	--	(5)
Chromium (total)	7440-47-3	4.9E-10	1.1E-09	7.8E-08	--	(5)	7.5E-09	--	(5)	8.9E-08	--	(5)	7.1E-06	--	(5)
Chromium VI	18540-29-9	4.9E-10	1.1E-09	7.8E-08	0.083	9.4E-07	7.5E-09	0.88	8.5E-09	8.9E-08	0.88	1.0E-07	7.1E-06	0.30	2.4E-05
Copper	7440-50-8	1.2E-08	2.5E-08	1.9E-06	--	(5)	1.8E-07	--	(5)	2.2E-06	--	(5)	1.7E-04	100	1.7E-06
Manganese	7439-96-5	2.3E-09	5.0E-09	3.7E-07	0.090	4.2E-06	3.6E-08	0.40	8.9E-08	4.3E-07	0.40	1.1E-06	3.4E-05	0.30	1.1E-04
Mercury	7439-97-6	1.2E-10	2.6E-10	1.9E-08	0.077	2.5E-07	1.9E-09	0.63	3.0E-09	2.2E-08	0.63	3.5E-08	1.8E-06	0.60	2.9E-06
Nickel	7440-02-0	1.0E-09	2.2E-09	1.7E-07	0.014	1.2E-05	1.6E-08	0.062	2.6E-07	1.9E-07	0.062	3.1E-06	1.5E-05	0.20	7.5E-05
Phosphorus	504	1.9E-08	4.2E-08	3.1E-06	--	(5)	3.0E-07	--	(5)	3.6E-06	--	(5)	2.8E-04	--	(5)
Zinc	7440-66-6	2.9E-08	6.3E-08	4.6E-06	--	(5)	4.4E-07	--	(5)	5.3E-06	--	(5)	4.2E-04	--	(5)
Silica, Crystalline	7631-86-9	3.8E-07	8.3E-07	6.2E-05	3.00	2.1E-05	5.9E-06	13.0	4.5E-07	7.0E-05	13.0	5.4E-06	5.5E-03	--	(5)
SSF05															
Cumulative TEU Risk				--	--	6.5E-05	--	--	7.9E-07	--	--	9.2E-06	--	--	7.5E-05
Dispersion Factor (ug/m3/[g/s])				276			14.9			174			2,332		
Barium	7440-39-3	1.4E-09	3.0E-09	3.9E-07	--	(5)	2.1E-08	--	(5)	2.4E-07	--	(5)	7.0E-06	--	(5)
Chromium (total)	7440-47-3	4.9E-10	1.1E-09	1.3E-07	--	(5)	7.3E-09	--	(5)	8.5E-08	--	(5)	2.5E-06	--	(5)
Chromium VI	18540-29-9	4.9E-10	1.1E-09	1.3E-07	0.083	1.6E-06	7.3E-09	0.88	8.3E-09	8.5E-08	0.88	9.6E-08	2.5E-06	0.30	8.2E-06
Copper	7440-50-8	1.2E-08	2.5E-08	3.2E-06	--	(5)	1.8E-07	--	(5)	2.0E-06	--	(5)	5.9E-05	100	5.9E-07
Manganese	7439-96-5	2.3E-09	5.0E-09	6.4E-07	0.090	7.1E-06	3.5E-08	0.40	8.7E-08	4.1E-07	0.40	1.0E-06	1.2E-05	0.30	3.9E-05
Mercury	7439-97-6	1.2E-10	2.6E-10	3.3E-08	0.077	4.3E-07	1.8E-09	0.63	2.9E-09	2.1E-08	0.63	3.3E-08	6.1E-07	0.60	1.0E-06
Nickel	7440-02-0	1.0E-09	2.2E-09	2.9E-07	0.014	2.0E-05	1.5E-08	0.062	2.5E-07	1.8E-07	0.062	2.9E-06	5.2E-06	0.20	2.6E-05
Phosphorus	504	1.9E-08	4.2E-08	5.4E-06	--	(5)	2.9E-07	--	(5)	3.4E-06	--	(5)	9.8E-05	--	(5)
Zinc	7440-66-6	2.9E-08	6.3E-08	8.0E-06	--	(5)	4.3E-07	--	(5)	5.0E-06	--	(5)	1.5E-04	--	(5)
Silica, Crystalline	7631-86-9	3.8E-07	8.3E-07	1.1E-04	3.00	3.5E-05	5.7E-06	13.0	4.4E-07	6.7E-05	13.0	5.1E-06	1.9E-03	--	(5)
SSF16															
Cumulative TEU Risk				--	--	8.2E-06	--	--	1.8E-06	--	--	1.8E-06	--	--	1.4E-05
Dispersion Factor (ug/m3/[g/s])				34.7			34.6			33.8			419		
Barium	7440-39-3	1.4E-09	3.0E-09	4.8E-08	--	(5)	4.8E-08	--	(5)	4.7E-08	--	(5)	1.3E-06	--	(5)
Chromium (total)	7440-47-3	4.9E-10	1.1E-09	1.7E-08	--	(5)	1.7E-08	--	(5)	1.7E-08	--	(5)	4.4E-07	--	(5)
Chromium VI	18540-29-9	4.9E-10	1.1E-09	1.7E-08	0.083	2.0E-07	1.7E-08	0.88	1.9E-08	1.7E-08	0.88	1.9E-08	4.4E-07	0.30	1.5E-06
Copper	7440-50-8	1.2E-08	2.5E-08	4.1E-07	--	(5)	4.1E-07	--	(5)	4.0E-07	--	(5)	1.1E-05	100	1.1E-07
Manganese	7439-96-5	2.3E-09	5.0E-09	8.1E-08	0.090	9.0E-07	8.1E-08	0.40	2.0E-07	7.9E-08	0.40	2.0E-07	2.1E-06	0.30	7.0E-06
Mercury	7439-97-6	1.2E-10	2.6E-10	4.2E-09	0.077	5.5E-08	4.2E-09	0.63	6.7E-09	4.1E-09	0.63	6.5E-09	1.1E-07	0.60	1.8E-07
Nickel	7440-02-0	1.0E-09	2.2E-09	3.6E-08	0.014	2.6E-06	3.6E-08	0.062	5.8E-07	3.5E-08	0.062	5.7E-07	9.4E-07	0.20	4.7E-06
Phosphorus	504	1.9E-08	4.2E-08	6.7E-07	--	(5)	6.7E-07	--	(5)	6.6E-07	--	(5)	1.8E-05	--	(5)
Zinc	7440-66-6	2.9E-08	6.3E-08	1.0E-06	--	(5)	1.0E-06	--	(5)	9.8E-07	--	(5)	2.6E-05	--	(5)
Silica, Crystalline	7631-86-9	3.8E-07	8.3E-07	1.3E-05	3.00	4.4E-06	1.3E-05	13.0	1.0E-06	1.3E-05	13.0	1.0E-06	3.5E-04	--	(5)

**Table 6-5
Production Scenario 1—L3RA Results for Significant TEUs-Chronic and Acute Noncancer Assessments
Hollingsworth & Vose Fiber Company—Corvallis, OR**

Toxic Air Contaminant	CAS	TAC Emission Rate (g/s)		Chronic Noncancer									Acute Noncancer		
		Annual ⁽¹⁾	Maximum Daily ⁽²⁾	Residential			Nonresidential Child			Nonresidential Worker			Calculated Conc. ^(a) (ug/m ³)	RBC ⁽³⁾ (ug/m ³)	Hazard Index ^(b)
				Calculated Conc. ^(a) (ug/m ³)	RBC ⁽³⁾ (ug/m ³)	Hazard Index ^(b)	Calculated Conc. ^(a) (ug/m ³)	RBC ⁽³⁾ (ug/m ³)	Hazard Index ^(b)	Calculated Conc. ^(a) (ug/m ³)	RBC ⁽³⁾ (ug/m ³)	Hazard Index ^(b)			
Exposure Location ⁽⁴⁾				1220			2			10103			10240		
Cumulative Facility-Wide Risk				0.2			<0.1			0.1			0.2		
SSF17															
Cumulative TEU Risk				--	--	7.8E-06	--	--	1.9E-06	--	--	1.7E-06	--	--	1.3E-05
Dispersion Factor (ug/m3/[g/s])				33.4			35.4			32.5			406		
Barium	7440-39-3	1.4E-09	3.0E-09	4.7E-08	--	(5)	4.9E-08	--	(5)	4.5E-08	--	(5)	1.2E-06	--	(5)
Chromium (total)	7440-47-3	4.9E-10	1.1E-09	1.6E-08	--	(5)	1.7E-08	--	(5)	1.6E-08	--	(5)	4.3E-07	--	(5)
Chromium VI	18540-29-9	4.9E-10	1.1E-09	1.6E-08	0.083	2.0E-07	1.7E-08	0.88	2.0E-08	1.6E-08	0.88	1.8E-08	4.3E-07	0.30	1.4E-06
Copper	7440-50-8	1.2E-08	2.5E-08	3.9E-07	--	(5)	4.2E-07	--	(5)	3.8E-07	--	(5)	1.0E-05	100	1.0E-07
Manganese	7439-96-5	2.3E-09	5.0E-09	7.8E-08	0.090	8.6E-07	8.2E-08	0.40	2.1E-07	7.6E-08	0.40	1.9E-07	2.0E-06	0.30	6.8E-06
Mercury	7439-97-6	1.2E-10	2.6E-10	4.0E-09	0.077	5.3E-08	4.3E-09	0.63	6.8E-09	3.9E-09	0.63	6.3E-09	1.1E-07	0.60	1.8E-07
Nickel	7440-02-0	1.0E-09	2.2E-09	3.5E-08	0.014	2.5E-06	3.7E-08	0.062	5.9E-07	3.4E-08	0.062	5.4E-07	9.1E-07	0.20	4.6E-06
Phosphorus	504	1.9E-08	4.2E-08	6.5E-07	--	(5)	6.9E-07	--	(5)	6.3E-07	--	(5)	1.7E-05	--	(5)
Zinc	7440-66-6	2.9E-08	6.3E-08	9.7E-07	--	(5)	1.0E-06	--	(5)	9.4E-07	--	(5)	2.5E-05	--	(5)
Silica, Crystalline	7631-86-9	3.8E-07	8.3E-07	1.3E-05	3.00	4.3E-06	1.4E-05	13.0	1.0E-06	1.2E-05	13.0	9.6E-07	3.4E-04	--	(5)
SSF18															
Cumulative TEU Risk				--	--	8.0E-06	--	--	1.9E-06	--	--	1.7E-06	--	--	1.3E-05
Dispersion Factor (ug/m3/[g/s])				33.8			35.4			32.8			412		
Barium	7440-39-3	1.4E-09	3.0E-09	4.7E-08	--	(5)	4.9E-08	--	(5)	4.6E-08	--	(5)	1.2E-06	--	(5)
Chromium (total)	7440-47-3	4.9E-10	1.1E-09	1.6E-08	--	(5)	1.7E-08	--	(5)	1.6E-08	--	(5)	4.4E-07	--	(5)
Chromium VI	18540-29-9	4.9E-10	1.1E-09	1.6E-08	0.083	2.0E-07	1.7E-08	0.88	2.0E-08	1.6E-08	0.88	1.8E-08	4.4E-07	0.30	1.5E-06
Copper	7440-50-8	1.2E-08	2.5E-08	4.0E-07	--	(5)	4.2E-07	--	(5)	3.9E-07	--	(5)	1.0E-05	100	1.0E-07
Manganese	7439-96-5	2.3E-09	5.0E-09	7.9E-08	0.090	8.8E-07	8.3E-08	0.40	2.1E-07	7.6E-08	0.40	1.9E-07	2.1E-06	0.30	6.9E-06
Mercury	7439-97-6	1.2E-10	2.6E-10	4.1E-09	0.077	5.3E-08	4.3E-09	0.63	6.8E-09	4.0E-09	0.63	6.3E-09	1.1E-07	0.60	1.8E-07
Nickel	7440-02-0	1.0E-09	2.2E-09	3.5E-08	0.014	2.5E-06	3.7E-08	0.062	5.9E-07	3.4E-08	0.062	5.5E-07	9.3E-07	0.20	4.6E-06
Phosphorus	504	1.9E-08	4.2E-08	6.6E-07	--	(5)	6.9E-07	--	(5)	6.4E-07	--	(5)	1.7E-05	--	(5)
Zinc	7440-66-6	2.9E-08	6.3E-08	9.8E-07	--	(5)	1.0E-06	--	(5)	9.5E-07	--	(5)	2.6E-05	--	(5)
Silica, Crystalline	7631-86-9	3.8E-07	8.3E-07	1.3E-05	3.00	4.3E-06	1.4E-05	13.0	1.0E-06	1.3E-05	13.0	9.7E-07	3.4E-04	--	(5)

**Table 6-5
Production Scenario 1—L3RA Results for Significant TEUs-Chronic and Acute Noncancer Assessments
Hollingsworth & Vose Fiber Company—Corvallis, OR**

Toxic Air Contaminant	CAS	TAC Emission Rate (g/s)		Chronic Noncancer									Acute Noncancer		
		Annual ⁽¹⁾	Maximum Daily ⁽²⁾	Residential			Nonresidential Child			Nonresidential Worker			Calculated Conc. ^(a) (ug/m ³)	RBC ⁽³⁾ (ug/m ³)	Hazard Index ^(b)
				Calculated Conc. ^(a) (ug/m ³)	RBC ⁽³⁾ (ug/m ³)	Hazard Index ^(b)	Calculated Conc. ^(a) (ug/m ³)	RBC ⁽³⁾ (ug/m ³)	Hazard Index ^(b)	Calculated Conc. ^(a) (ug/m ³)	RBC ⁽³⁾ (ug/m ³)	Hazard Index ^(b)			
Exposure Location ⁽⁴⁾				1220			2			10103			10240		
Cumulative Facility-Wide Risk				0.2			<0.1			0.1			0.2		
SSF03															
Cumulative TEU Risk				--	--	6.8E-04	--	--	9.1E-06	--	--	9.8E-05	--	--	2.9E-03
Dispersion Factor (ug/m3/[g/s])				203			15.7			169			1,859		
Antimony	7440-36-0	9.8E-09	2.1E-08	2.0E-06	0.30	6.6E-06	1.5E-07	1.30	1.2E-07	1.7E-06	1.30	1.3E-06	4.0E-05	1.00	4.0E-05
Barium	7440-39-3	6.1E-09	1.3E-08	1.2E-06	--	(5)	9.5E-08	--	(5)	1.0E-06	--	(5)	2.4E-05	--	(5)
Cadmium	7440-43-9	6.3E-09	1.4E-08	1.3E-06	5.0E-03	2.5E-04	9.8E-08	0.037	2.7E-06	1.1E-06	0.037	2.9E-05	2.5E-05	0.030	8.4E-04
Chromium (total)	7440-47-3	5.8E-09	1.3E-08	1.2E-06	--	(5)	9.1E-08	--	(5)	9.9E-07	--	(5)	2.3E-05	--	(5)
Chromium VI	18540-29-9	5.8E-09	1.3E-08	1.2E-06	0.083	1.4E-05	9.1E-08	0.88	1.0E-07	9.9E-07	0.88	1.1E-06	2.3E-05	0.30	7.8E-05
Cobalt	7440-48-4	2.6E-10	5.5E-10	5.2E-08	0.10	5.2E-07	4.0E-09	0.44	9.1E-09	4.3E-08	0.44	9.8E-08	1.0E-06	--	(5)
Copper	7440-50-8	3.5E-08	7.5E-08	7.0E-06	--	(5)	5.4E-07	--	(5)	5.9E-06	--	(5)	1.4E-04	100	1.4E-06
Lead	7439-92-1	5.5E-08	1.2E-07	1.1E-05	0.15	7.5E-05	8.7E-07	0.66	1.3E-06	9.4E-06	0.66	1.4E-05	2.2E-04	0.15	1.5E-03
Manganese	7439-96-5	8.8E-09	1.9E-08	1.8E-06	0.090	2.0E-05	1.4E-07	0.40	3.4E-07	1.5E-06	0.40	3.7E-06	3.5E-05	0.30	1.2E-04
Mercury	7439-97-6	6.7E-10	1.4E-09	1.4E-07	0.077	1.8E-06	1.0E-08	0.63	1.7E-08	1.1E-07	0.63	1.8E-07	2.7E-06	0.60	4.5E-06
Nickel	7440-02-0	1.3E-08	2.9E-08	2.7E-06	0.014	1.9E-04	2.1E-07	0.062	3.4E-06	2.2E-06	0.062	3.6E-05	5.3E-05	0.20	2.7E-04
Phosphorus	504	1.6E-07	3.4E-07	3.2E-05	--	(5)	2.5E-06	--	(5)	2.7E-05	--	(5)	6.3E-04	--	(5)
Zinc	7440-66-6	9.8E-08	2.1E-07	2.0E-05	--	(5)	1.5E-06	--	(5)	1.7E-05	--	(5)	4.0E-04	--	(5)
Fluorides	239	1.1E-06	2.4E-06	2.3E-04	2.30	9.9E-05	1.8E-05	20.0	8.8E-07	1.9E-04	20.0	9.6E-06	4.5E-03	240	1.9E-05
Silica, Crystalline	7631-86-9	2.6E-07	5.5E-07	5.2E-05	3.00	1.7E-05	4.0E-06	13.0	3.1E-07	4.3E-05	13.0	3.3E-06	1.0E-03	--	(5)
SSF04															
Cumulative TEU Risk				--	--	7.0E-04	--	--	9.1E-06	--	--	1.0E-04	--	--	3.4E-03
Dispersion Factor (ug/m3/[g/s])				209			15.6			171			2,222		
Antimony	7440-36-0	9.8E-09	2.1E-08	2.1E-06	0.30	6.8E-06	1.5E-07	1.30	1.2E-07	1.7E-06	1.30	1.3E-06	4.7E-05	1.00	4.7E-05
Barium	7440-39-3	6.1E-09	1.3E-08	1.3E-06	--	(5)	9.4E-08	--	(5)	1.0E-06	--	(5)	2.9E-05	--	(5)
Cadmium	7440-43-9	6.3E-09	1.4E-08	1.3E-06	5.0E-03	2.6E-04	9.8E-08	0.037	2.6E-06	1.1E-06	0.037	2.9E-05	3.0E-05	0.030	1.0E-03
Chromium (total)	7440-47-3	5.8E-09	1.3E-08	1.2E-06	--	(5)	9.1E-08	--	(5)	1.0E-06	--	(5)	2.8E-05	--	(5)
Chromium VI	18540-29-9	5.8E-09	1.3E-08	1.2E-06	0.083	1.5E-05	9.1E-08	0.88	1.0E-07	1.0E-06	0.88	1.1E-06	2.8E-05	0.30	9.4E-05
Cobalt	7440-48-4	2.6E-10	5.5E-10	5.3E-08	0.10	5.3E-07	4.0E-09	0.44	9.1E-09	4.4E-08	0.44	1.0E-07	1.2E-06	--	(5)
Copper	7440-50-8	3.5E-08	7.5E-08	7.2E-06	--	(5)	5.4E-07	--	(5)	5.9E-06	--	(5)	1.7E-04	100	1.7E-06
Lead	7439-92-1	5.5E-08	1.2E-07	1.2E-05	0.15	7.7E-05	8.6E-07	0.66	1.3E-06	9.5E-06	0.66	1.4E-05	2.7E-04	0.15	1.8E-03
Manganese	7439-96-5	8.8E-09	1.9E-08	1.8E-06	0.090	2.0E-05	1.4E-07	0.40	3.4E-07	1.5E-06	0.40	3.8E-06	4.2E-05	0.30	1.4E-04
Mercury	7439-97-6	6.7E-10	1.4E-09	1.4E-07	0.077	1.8E-06	1.0E-08	0.63	1.7E-08	1.1E-07	0.63	1.8E-07	3.2E-06	0.60	5.3E-06
Nickel	7440-02-0	1.3E-08	2.9E-08	2.8E-06	0.014	2.0E-04	2.1E-07	0.062	3.3E-06	2.3E-06	0.062	3.7E-05	6.4E-05	0.20	3.2E-04
Phosphorus	504	1.6E-07	3.4E-07	3.3E-05	--	(5)	2.4E-06	--	(5)	2.7E-05	--	(5)	7.6E-04	--	(5)
Zinc	7440-66-6	9.8E-08	2.1E-07	2.1E-05	--	(5)	1.5E-06	--	(5)	1.7E-05	--	(5)	4.7E-04	--	(5)
Fluorides	239	1.1E-06	2.4E-06	2.4E-04	2.30	1.0E-04	1.8E-05	20.0	8.8E-07	1.9E-04	20.0	9.7E-06	5.4E-03	240	2.3E-05
Silica, Crystalline	7631-86-9	2.6E-07	5.5E-07	5.3E-05	3.00	1.8E-05	4.0E-06	13.0	3.1E-07	4.4E-05	13.0	3.4E-06	1.2E-03	--	(5)

**Table 6-5
Production Scenario 1—L3RA Results for Significant TEUs-Chronic and Acute Noncancer Assessments
Hollingsworth & Vose Fiber Company—Corvallis, OR**

Toxic Air Contaminant	CAS	TAC Emission Rate (g/s)		Chronic Noncancer									Acute Noncancer		
		Annual ⁽¹⁾	Maximum Daily ⁽²⁾	Residential			Nonresidential Child			Nonresidential Worker			Calculated Conc. ^(a) (ug/m ³)	RBC ⁽³⁾ (ug/m ³)	Hazard Index ^(b)
				Calculated Conc. ^(a) (ug/m ³)	RBC ⁽³⁾ (ug/m ³)	Hazard Index ^(b)	Calculated Conc. ^(a) (ug/m ³)	RBC ⁽³⁾ (ug/m ³)	Hazard Index ^(b)	Calculated Conc. ^(a) (ug/m ³)	RBC ⁽³⁾ (ug/m ³)	Hazard Index ^(b)			
Exposure Location ⁽⁴⁾				1220			2			10103			10240		
Cumulative Facility-Wide Risk				0.2			<0.1			0.1			0.2		
SSF06															
Cumulative TEU Risk				--	--	7.7E-04	--	--	8.9E-06	--	--	1.0E-04	--	--	4.3E-03
Dispersion Factor (µg/m3/[g/s])				228			15.4			175			2,813		
Antimony	7440-36-0	9.8E-09	2.1E-08	2.2E-06	0.30	7.5E-06	1.5E-07	1.30	1.2E-07	1.7E-06	1.30	1.3E-06	6.0E-05	1.00	6.0E-05
Barium	7440-39-3	6.1E-09	1.3E-08	1.4E-06	--	(5)	9.3E-08	--	(5)	1.1E-06	--	(5)	3.7E-05	--	(5)
Cadmium	7440-43-9	6.3E-09	1.4E-08	1.4E-06	5.0E-03	2.9E-04	9.6E-08	0.037	2.6E-06	1.1E-06	0.037	3.0E-05	3.8E-05	0.030	1.3E-03
Chromium (total)	7440-47-3	5.8E-09	1.3E-08	1.3E-06	--	(5)	9.0E-08	--	(5)	1.0E-06	--	(5)	3.6E-05	--	(5)
Chromium VI	18540-29-9	5.8E-09	1.3E-08	1.3E-06	0.083	1.6E-05	9.0E-08	0.88	1.0E-07	1.0E-06	0.88	1.2E-06	3.6E-05	0.30	1.2E-04
Cobalt	7440-48-4	2.6E-10	5.5E-10	5.8E-08	0.10	5.8E-07	3.9E-09	0.44	8.9E-09	4.5E-08	0.44	1.0E-07	1.6E-06	--	(5)
Copper	7440-50-8	3.5E-08	7.5E-08	7.9E-06	--	(5)	5.3E-07	--	(5)	6.1E-06	--	(5)	2.1E-04	100	2.1E-06
Lead	7439-92-1	5.5E-08	1.2E-07	1.3E-05	0.15	8.4E-05	8.5E-07	0.66	1.3E-06	9.7E-06	0.66	1.5E-05	3.4E-04	0.15	2.2E-03
Manganese	7439-96-5	8.8E-09	1.9E-08	2.0E-06	0.090	2.2E-05	1.3E-07	0.40	3.4E-07	1.5E-06	0.40	3.8E-06	5.3E-05	0.30	1.8E-04
Mercury	7439-97-6	6.7E-10	1.4E-09	1.5E-07	0.077	2.0E-06	1.0E-08	0.63	1.6E-08	1.2E-07	0.63	1.9E-07	4.1E-06	0.60	6.8E-06
Nickel	7440-02-0	1.3E-08	2.9E-08	3.0E-06	0.014	2.2E-04	2.0E-07	0.062	3.3E-06	2.3E-06	0.062	3.7E-05	8.1E-05	0.20	4.0E-04
Phosphorus	504	1.6E-07	3.4E-07	3.6E-05	--	(5)	2.4E-06	--	(5)	2.8E-05	--	(5)	9.6E-04	--	(5)
Zinc	7440-66-6	9.8E-08	2.1E-07	2.2E-05	--	(5)	1.5E-06	--	(5)	1.7E-05	--	(5)	6.0E-04	--	(5)
Fluorides	239	1.1E-06	2.4E-06	2.6E-04	2.30	1.1E-04	1.7E-05	20.0	8.7E-07	2.0E-04	20.0	9.9E-06	6.9E-03	240	2.9E-05
Silica, Crystalline	7631-86-9	2.6E-07	5.5E-07	5.8E-05	3.00	1.9E-05	3.9E-06	13.0	3.0E-07	4.5E-05	13.0	3.4E-06	1.6E-03	--	(5)
SSF07															
Cumulative TEU Risk				--	--	8.9E-04	--	--	8.7E-06	--	--	1.0E-04	--	--	3.7E-03
Dispersion Factor (µg/m3/[g/s])				265			15.0			175			2,433		
Antimony	7440-36-0	9.8E-09	2.1E-08	2.6E-06	0.30	8.7E-06	1.5E-07	1.30	1.1E-07	1.7E-06	1.30	1.3E-06	5.2E-05	1.00	5.2E-05
Barium	7440-39-3	6.1E-09	1.3E-08	1.6E-06	--	(5)	9.1E-08	--	(5)	1.1E-06	--	(5)	3.2E-05	--	(5)
Cadmium	7440-43-9	6.3E-09	1.4E-08	1.7E-06	5.0E-03	3.3E-04	9.4E-08	0.037	2.5E-06	1.1E-06	0.037	3.0E-05	3.3E-05	0.030	1.1E-03
Chromium (total)	7440-47-3	5.8E-09	1.3E-08	1.5E-06	--	(5)	8.8E-08	--	(5)	1.0E-06	--	(5)	3.1E-05	--	(5)
Chromium VI	18540-29-9	5.8E-09	1.3E-08	1.5E-06	0.083	1.9E-05	8.8E-08	0.88	1.0E-07	1.0E-06	0.88	1.2E-06	3.1E-05	0.30	1.0E-04
Cobalt	7440-48-4	2.6E-10	5.5E-10	6.8E-08	0.10	6.8E-07	3.8E-09	0.44	8.7E-09	4.5E-08	0.44	1.0E-07	1.3E-06	--	(5)
Copper	7440-50-8	3.5E-08	7.5E-08	9.2E-06	--	(5)	5.2E-07	--	(5)	6.1E-06	--	(5)	1.8E-04	100	1.8E-06
Lead	7439-92-1	5.5E-08	1.2E-07	1.5E-05	0.15	9.8E-05	8.3E-07	0.66	1.3E-06	9.7E-06	0.66	1.5E-05	2.9E-04	0.15	1.9E-03
Manganese	7439-96-5	8.8E-09	1.9E-08	2.3E-06	0.090	2.6E-05	1.3E-07	0.40	3.3E-07	1.5E-06	0.40	3.8E-06	4.6E-05	0.30	1.5E-04
Mercury	7439-97-6	6.7E-10	1.4E-09	1.8E-07	0.077	2.3E-06	1.0E-08	0.63	1.6E-08	1.2E-07	0.63	1.9E-07	3.5E-06	0.60	5.9E-06
Nickel	7440-02-0	1.3E-08	2.9E-08	3.5E-06	0.014	2.5E-04	2.0E-07	0.062	3.2E-06	2.3E-06	0.062	3.7E-05	7.0E-05	0.20	3.5E-04
Phosphorus	504	1.6E-07	3.4E-07	4.2E-05	--	(5)	2.4E-06	--	(5)	2.8E-05	--	(5)	8.3E-04	--	(5)
Zinc	7440-66-6	9.8E-08	2.1E-07	2.6E-05	--	(5)	1.5E-06	--	(5)	1.7E-05	--	(5)	5.2E-04	--	(5)
Fluorides	239	1.1E-06	2.4E-06	3.0E-04	2.30	1.3E-04	1.7E-05	20.0	8.5E-07	2.0E-04	20.0	9.9E-06	5.9E-03	240	2.5E-05
Silica, Crystalline	7631-86-9	2.6E-07	5.5E-07	6.8E-05	3.00	2.3E-05	3.8E-06	13.0	3.0E-07	4.5E-05	13.0	3.4E-06	1.3E-03	--	(5)

**Table 6-5
Production Scenario 1—L3RA Results for Significant TEUs-Chronic and Acute Noncancer Assessments
Hollingsworth & Vose Fiber Company—Corvallis, OR**

Toxic Air Contaminant	CAS	TAC Emission Rate (g/s)		Chronic Noncancer									Acute Noncancer		
		Annual ⁽¹⁾	Maximum Daily ⁽²⁾	Residential			Nonresidential Child			Nonresidential Worker			Calculated Conc. ^(a) (ug/m ³)	RBC ⁽³⁾ (ug/m ³)	Hazard Index ^(b)
				Calculated Conc. ^(a) (ug/m ³)	RBC ⁽³⁾ (ug/m ³)	Hazard Index ^(b)	Calculated Conc. ^(a) (ug/m ³)	RBC ⁽³⁾ (ug/m ³)	Hazard Index ^(b)	Calculated Conc. ^(a) (ug/m ³)	RBC ⁽³⁾ (ug/m ³)	Hazard Index ^(b)			
Exposure Location ⁽⁴⁾				1220			2			10103			10240		
Cumulative Facility-Wide Risk				0.2			<0.1			0.1			0.2		
SSF08															
Cumulative TEU Risk				--	--	7.9E-04	--	--	8.9E-06	--	--	1.0E-04	--	--	4.3E-03
Dispersion Factor (ug/m3/[g/s])				235			15.2			175			2,813		
Antimony	7440-36-0	9.8E-09	2.1E-08	2.3E-06	0.30	7.7E-06	1.5E-07	1.30	1.2E-07	1.7E-06	1.30	1.3E-06	6.0E-05	1.00	6.0E-05
Barium	7440-39-3	6.1E-09	1.3E-08	1.4E-06	--	(5)	9.2E-08	--	(5)	1.1E-06	--	(5)	3.7E-05	--	(5)
Cadmium	7440-43-9	6.3E-09	1.4E-08	1.5E-06	5.0E-03	3.0E-04	9.6E-08	0.037	2.6E-06	1.1E-06	0.037	3.0E-05	3.8E-05	0.030	1.3E-03
Chromium (total)	7440-47-3	5.8E-09	1.3E-08	1.4E-06	--	(5)	8.9E-08	--	(5)	1.0E-06	--	(5)	3.6E-05	--	(5)
Chromium VI	18540-29-9	5.8E-09	1.3E-08	1.4E-06	0.083	1.7E-05	8.9E-08	0.88	1.0E-07	1.0E-06	0.88	1.2E-06	3.6E-05	0.30	1.2E-04
Cobalt	7440-48-4	2.6E-10	5.5E-10	6.0E-08	0.10	6.0E-07	3.9E-09	0.44	8.9E-09	4.5E-08	0.44	1.0E-07	1.6E-06	--	(5)
Copper	7440-50-8	3.5E-08	7.5E-08	8.2E-06	--	(5)	5.3E-07	--	(5)	6.1E-06	--	(5)	2.1E-04	100	2.1E-06
Lead	7439-92-1	5.5E-08	1.2E-07	1.3E-05	0.15	8.7E-05	8.4E-07	0.66	1.3E-06	9.7E-06	0.66	1.5E-05	3.4E-04	0.15	2.2E-03
Manganese	7439-96-5	8.8E-09	1.9E-08	2.1E-06	0.090	2.3E-05	1.3E-07	0.40	3.3E-07	1.5E-06	0.40	3.8E-06	5.3E-05	0.30	1.8E-04
Mercury	7439-97-6	6.7E-10	1.4E-09	1.6E-07	0.077	2.0E-06	1.0E-08	0.63	1.6E-08	1.2E-07	0.63	1.9E-07	4.1E-06	0.60	6.8E-06
Nickel	7440-02-0	1.3E-08	2.9E-08	3.1E-06	0.014	2.2E-04	2.0E-07	0.062	3.3E-06	2.3E-06	0.062	3.8E-05	8.1E-05	0.20	4.0E-04
Phosphorus	504	1.6E-07	3.4E-07	3.7E-05	--	(5)	2.4E-06	--	(5)	2.8E-05	--	(5)	9.6E-04	--	(5)
Zinc	7440-66-6	9.8E-08	2.1E-07	2.3E-05	--	(5)	1.5E-06	--	(5)	1.7E-05	--	(5)	6.0E-04	--	(5)
Fluorides	239	1.1E-06	2.4E-06	2.7E-04	2.30	1.2E-04	1.7E-05	20.0	8.6E-07	2.0E-04	20.0	9.9E-06	6.9E-03	240	2.9E-05
Silica, Crystalline	7631-86-9	2.6E-07	5.5E-07	6.0E-05	3.00	2.0E-05	3.9E-06	13.0	3.0E-07	4.5E-05	13.0	3.4E-06	1.6E-03	--	(5)
SSF09															
Cumulative TEU Risk				--	--	6.5E-04	--	--	8.4E-06	--	--	1.3E-04	--	--	4.9E-03
Dispersion Factor (ug/m3/[g/s])				193			14.5			227			3,176		
Antimony	7440-36-0	9.8E-09	2.1E-08	1.9E-06	0.30	6.3E-06	1.4E-07	1.30	1.1E-07	2.2E-06	1.30	1.7E-06	6.8E-05	1.00	6.8E-05
Barium	7440-39-3	6.1E-09	1.3E-08	1.2E-06	--	(5)	8.8E-08	--	(5)	1.4E-06	--	(5)	4.2E-05	--	(5)
Cadmium	7440-43-9	6.3E-09	1.4E-08	1.2E-06	5.0E-03	2.4E-04	9.1E-08	0.037	2.5E-06	1.4E-06	0.037	3.9E-05	4.3E-05	0.030	1.4E-03
Chromium (total)	7440-47-3	5.8E-09	1.3E-08	1.1E-06	--	(5)	8.5E-08	--	(5)	1.3E-06	--	(5)	4.0E-05	--	(5)
Chromium VI	18540-29-9	5.8E-09	1.3E-08	1.1E-06	0.083	1.4E-05	8.5E-08	0.88	9.6E-08	1.3E-06	0.88	1.5E-06	4.0E-05	0.30	1.3E-04
Cobalt	7440-48-4	2.6E-10	5.5E-10	4.9E-08	0.10	4.9E-07	3.7E-09	0.44	8.4E-09	5.8E-08	0.44	1.3E-07	1.8E-06	--	(5)
Copper	7440-50-8	3.5E-08	7.5E-08	6.7E-06	--	(5)	5.0E-07	--	(5)	7.9E-06	--	(5)	2.4E-04	100	2.4E-06
Lead	7439-92-1	5.5E-08	1.2E-07	1.1E-05	0.15	7.1E-05	8.0E-07	0.66	1.2E-06	1.3E-05	0.66	1.9E-05	3.8E-04	0.15	2.5E-03
Manganese	7439-96-5	8.8E-09	1.9E-08	1.7E-06	0.090	1.9E-05	1.3E-07	0.40	3.2E-07	2.0E-06	0.40	5.0E-06	6.0E-05	0.30	2.0E-04
Mercury	7439-97-6	6.7E-10	1.4E-09	1.3E-07	0.077	1.7E-06	9.7E-09	0.63	1.5E-08	1.5E-07	0.63	2.4E-07	4.6E-06	0.60	7.6E-06
Nickel	7440-02-0	1.3E-08	2.9E-08	2.6E-06	0.014	1.8E-04	1.9E-07	0.062	3.1E-06	3.0E-06	0.062	4.9E-05	9.1E-05	0.20	4.6E-04
Phosphorus	504	1.6E-07	3.4E-07	3.0E-05	--	(5)	2.3E-06	--	(5)	3.6E-05	--	(5)	1.1E-03	--	(5)
Zinc	7440-66-6	9.8E-08	2.1E-07	1.9E-05	--	(5)	1.4E-06	--	(5)	2.2E-05	--	(5)	6.8E-04	--	(5)
Fluorides	239	1.1E-06	2.4E-06	2.2E-04	2.30	9.5E-05	1.6E-05	20.0	8.2E-07	2.6E-04	20.0	1.3E-05	7.7E-03	240	3.2E-05
Silica, Crystalline	7631-86-9	2.6E-07	5.5E-07	4.9E-05	3.00	1.6E-05	3.7E-06	13.0	2.8E-07	5.8E-05	13.0	4.5E-06	1.8E-03	--	(5)

**Table 6-5
Production Scenario 1—L3RA Results for Significant TEUs-Chronic and Acute Noncancer Assessments
Hollingsworth & Vose Fiber Company—Corvallis, OR**

Toxic Air Contaminant	CAS	TAC Emission Rate (g/s)		Chronic Noncancer									Acute Noncancer		
		Annual ⁽¹⁾	Maximum Daily ⁽²⁾	Residential			Nonresidential Child			Nonresidential Worker			Calculated Conc. ^(a) (ug/m ³)	RBC ⁽³⁾ (ug/m ³)	Hazard Index ^(b)
				Calculated Conc. ^(a) (ug/m ³)	RBC ⁽³⁾ (ug/m ³)	Hazard Index ^(b)	Calculated Conc. ^(a) (ug/m ³)	RBC ⁽³⁾ (ug/m ³)	Hazard Index ^(b)	Calculated Conc. ^(a) (ug/m ³)	RBC ⁽³⁾ (ug/m ³)	Hazard Index ^(b)			
Exposure Location ⁽⁴⁾				1220			2			10103			10240		
Cumulative Facility-Wide Risk				0.2			<0.1			0.1			0.2		
SSF10															
Cumulative TEU Risk				--	--	6.0E-04	--	--	8.7E-06	--	--	1.2E-04	--	--	6.5E-03
Dispersion Factor (ug/m3/[g/s])				179			15.0			209			4,238		
Antimony	7440-36-0	9.8E-09	2.1E-08	1.8E-06	0.30	5.9E-06	1.5E-07	1.30	1.1E-07	2.1E-06	1.30	1.6E-06	9.0E-05	1.00	9.0E-05
Barium	7440-39-3	6.1E-09	1.3E-08	1.1E-06	--	(5)	9.1E-08	--	(5)	1.3E-06	--	(5)	5.6E-05	--	(5)
Cadmium	7440-43-9	6.3E-09	1.4E-08	1.1E-06	5.0E-03	2.3E-04	9.4E-08	0.037	2.5E-06	1.3E-06	0.037	3.6E-05	5.8E-05	0.030	1.9E-03
Chromium (total)	7440-47-3	5.8E-09	1.3E-08	1.0E-06	--	(5)	8.8E-08	--	(5)	1.2E-06	--	(5)	5.4E-05	--	(5)
Chromium VI	18540-29-9	5.8E-09	1.3E-08	1.0E-06	0.083	1.3E-05	8.8E-08	0.88	1.0E-07	1.2E-06	0.88	1.4E-06	5.4E-05	0.30	1.8E-04
Cobalt	7440-48-4	2.6E-10	5.5E-10	4.6E-08	0.10	4.6E-07	3.8E-09	0.44	8.7E-09	5.3E-08	0.44	1.2E-07	2.3E-06	--	(5)
Copper	7440-50-8	3.5E-08	7.5E-08	6.2E-06	--	(5)	5.2E-07	--	(5)	7.3E-06	--	(5)	3.2E-04	100	3.2E-06
Lead	7439-92-1	5.5E-08	1.2E-07	9.9E-06	0.15	6.6E-05	8.3E-07	0.66	1.3E-06	1.2E-05	0.66	1.8E-05	5.1E-04	0.15	3.4E-03
Manganese	7439-96-5	8.8E-09	1.9E-08	1.6E-06	0.090	1.8E-05	1.3E-07	0.40	3.3E-07	1.8E-06	0.40	4.6E-06	8.0E-05	0.30	2.7E-04
Mercury	7439-97-6	6.7E-10	1.4E-09	1.2E-07	0.077	1.6E-06	1.0E-08	0.63	1.6E-08	1.4E-07	0.63	2.2E-07	6.1E-06	0.60	1.0E-05
Nickel	7440-02-0	1.3E-08	2.9E-08	2.4E-06	0.014	1.7E-04	2.0E-07	0.062	3.2E-06	2.8E-06	0.062	4.5E-05	1.2E-04	0.20	6.1E-04
Phosphorus	504	1.6E-07	3.4E-07	2.8E-05	--	(5)	2.4E-06	--	(5)	3.3E-05	--	(5)	1.4E-03	--	(5)
Zinc	7440-66-6	9.8E-08	2.1E-07	1.8E-05	--	(5)	1.5E-06	--	(5)	2.1E-05	--	(5)	9.0E-04	--	(5)
Fluorides	239	1.1E-06	2.4E-06	2.0E-04	2.30	8.8E-05	1.7E-05	20.0	8.5E-07	2.4E-04	20.0	1.2E-05	0.010	240	4.3E-05
Silica, Crystalline	7631-86-9	2.6E-07	5.5E-07	4.6E-05	3.00	1.5E-05	3.8E-06	13.0	3.0E-07	5.3E-05	13.0	4.1E-06	2.3E-03	--	(5)
SSF11															
Cumulative TEU Risk				--	--	6.1E-04	--	--	8.6E-06	--	--	1.2E-04	--	--	5.7E-03
Dispersion Factor (ug/m3/[g/s])				183			14.9			215			3,724		
Antimony	7440-36-0	9.8E-09	2.1E-08	1.8E-06	0.30	6.0E-06	1.5E-07	1.30	1.1E-07	2.1E-06	1.30	1.6E-06	7.9E-05	1.00	7.9E-05
Barium	7440-39-3	6.1E-09	1.3E-08	1.1E-06	--	(5)	9.0E-08	--	(5)	1.3E-06	--	(5)	4.9E-05	--	(5)
Cadmium	7440-43-9	6.3E-09	1.4E-08	1.1E-06	5.0E-03	2.3E-04	9.3E-08	0.037	2.5E-06	1.3E-06	0.037	3.6E-05	5.1E-05	0.030	1.7E-03
Chromium (total)	7440-47-3	5.8E-09	1.3E-08	1.1E-06	--	(5)	8.7E-08	--	(5)	1.3E-06	--	(5)	4.7E-05	--	(5)
Chromium VI	18540-29-9	5.8E-09	1.3E-08	1.1E-06	0.083	1.3E-05	8.7E-08	0.88	9.9E-08	1.3E-06	0.88	1.4E-06	4.7E-05	0.30	1.6E-04
Cobalt	7440-48-4	2.6E-10	5.5E-10	4.7E-08	0.10	4.7E-07	3.8E-09	0.44	8.6E-09	5.5E-08	0.44	1.2E-07	2.1E-06	--	(5)
Copper	7440-50-8	3.5E-08	7.5E-08	6.3E-06	--	(5)	5.2E-07	--	(5)	7.5E-06	--	(5)	2.8E-04	100	2.8E-06
Lead	7439-92-1	5.5E-08	1.2E-07	1.0E-05	0.15	6.7E-05	8.2E-07	0.66	1.2E-06	1.2E-05	0.66	1.8E-05	4.5E-04	0.15	3.0E-03
Manganese	7439-96-5	8.8E-09	1.9E-08	1.6E-06	0.090	1.8E-05	1.3E-07	0.40	3.3E-07	1.9E-06	0.40	4.7E-06	7.1E-05	0.30	2.4E-04
Mercury	7439-97-6	6.7E-10	1.4E-09	1.2E-07	0.077	1.6E-06	9.9E-09	0.63	1.6E-08	1.4E-07	0.63	2.3E-07	5.4E-06	0.60	9.0E-06
Nickel	7440-02-0	1.3E-08	2.9E-08	2.4E-06	0.014	1.7E-04	2.0E-07	0.062	3.2E-06	2.9E-06	0.062	4.6E-05	1.1E-04	0.20	5.3E-04
Phosphorus	504	1.6E-07	3.4E-07	2.9E-05	--	(5)	2.3E-06	--	(5)	3.4E-05	--	(5)	1.3E-03	--	(5)
Zinc	7440-66-6	9.8E-08	2.1E-07	1.8E-05	--	(5)	1.5E-06	--	(5)	2.1E-05	--	(5)	7.9E-04	--	(5)
Fluorides	239	1.1E-06	2.4E-06	2.1E-04	2.30	9.0E-05	1.7E-05	20.0	8.4E-07	2.4E-04	20.0	1.2E-05	9.1E-03	240	3.8E-05
Silica, Crystalline	7631-86-9	2.6E-07	5.5E-07	4.7E-05	3.00	1.6E-05	3.8E-06	13.0	2.9E-07	5.5E-05	13.0	4.2E-06	2.1E-03	--	(5)

**Table 6-5
Production Scenario 1—L3RA Results for Significant TEUs-Chronic and Acute Noncancer Assessments
Hollingsworth & Vose Fiber Company—Corvallis, OR**

Toxic Air Contaminant	CAS	TAC Emission Rate (g/s)		Chronic Noncancer									Acute Noncancer		
		Annual ⁽¹⁾	Maximum Daily ⁽²⁾	Residential			Nonresidential Child			Nonresidential Worker			Calculated Conc. ^(a) (ug/m ³)	RBC ⁽³⁾ (ug/m ³)	Hazard Index ^(b)
				Calculated Conc. ^(a) (ug/m ³)	RBC ⁽³⁾ (ug/m ³)	Hazard Index ^(b)	Calculated Conc. ^(a) (ug/m ³)	RBC ⁽³⁾ (ug/m ³)	Hazard Index ^(b)	Calculated Conc. ^(a) (ug/m ³)	RBC ⁽³⁾ (ug/m ³)	Hazard Index ^(b)			
Exposure Location ⁽⁴⁾				1220			2			10103			10240		
Cumulative Facility-Wide Risk				0.2			<0.1			0.1			0.2		
SSF12															
Cumulative TEU Risk				--	--	6.8E-04	--	--	8.4E-06	--	--	1.4E-04	--	--	4.7E-03
Dispersion Factor (ug/m3/[g/s])				202			14.4			233			3,062		
Antimony	7440-36-0	9.8E-09	2.1E-08	2.0E-06	0.30	6.6E-06	1.4E-07	1.30	1.1E-07	2.3E-06	1.30	1.8E-06	6.5E-05	1.00	6.5E-05
Barium	7440-39-3	6.1E-09	1.3E-08	1.2E-06	--	(5)	8.8E-08	--	(5)	1.4E-06	--	(5)	4.0E-05	--	(5)
Cadmium	7440-43-9	6.3E-09	1.4E-08	1.3E-06	5.0E-03	2.5E-04	9.1E-08	0.037	2.5E-06	1.5E-06	0.037	4.0E-05	4.2E-05	0.030	1.4E-03
Chromium (total)	7440-47-3	5.8E-09	1.3E-08	1.2E-06	--	(5)	8.4E-08	--	(5)	1.4E-06	--	(5)	3.9E-05	--	(5)
Chromium VI	18540-29-9	5.8E-09	1.3E-08	1.2E-06	0.083	1.4E-05	8.4E-08	0.88	9.6E-08	1.4E-06	0.88	1.5E-06	3.9E-05	0.30	1.3E-04
Cobalt	7440-48-4	2.6E-10	5.5E-10	5.2E-08	0.10	5.2E-07	3.7E-09	0.44	8.4E-09	6.0E-08	0.44	1.4E-07	1.7E-06	--	(5)
Copper	7440-50-8	3.5E-08	7.5E-08	7.0E-06	--	(5)	5.0E-07	--	(5)	8.1E-06	--	(5)	2.3E-04	100	2.3E-06
Lead	7439-92-1	5.5E-08	1.2E-07	1.1E-05	0.15	7.4E-05	8.0E-07	0.66	1.2E-06	1.3E-05	0.66	2.0E-05	3.7E-04	0.15	2.4E-03
Manganese	7439-96-5	8.8E-09	1.9E-08	1.8E-06	0.090	2.0E-05	1.3E-07	0.40	3.2E-07	2.0E-06	0.40	5.1E-06	5.8E-05	0.30	1.9E-04
Mercury	7439-97-6	6.7E-10	1.4E-09	1.3E-07	0.077	1.8E-06	9.7E-09	0.63	1.5E-08	1.6E-07	0.63	2.5E-07	4.4E-06	0.60	7.4E-06
Nickel	7440-02-0	1.3E-08	2.9E-08	2.7E-06	0.014	1.9E-04	1.9E-07	0.062	3.1E-06	3.1E-06	0.062	5.0E-05	8.8E-05	0.20	4.4E-04
Phosphorus	504	1.6E-07	3.4E-07	3.2E-05	--	(5)	2.3E-06	--	(5)	3.7E-05	--	(5)	1.0E-03	--	(5)
Zinc	7440-66-6	9.8E-08	2.1E-07	2.0E-05	--	(5)	1.4E-06	--	(5)	2.3E-05	--	(5)	6.5E-04	--	(5)
Fluorides	239	1.1E-06	2.4E-06	2.3E-04	2.30	9.9E-05	1.6E-05	20.0	8.2E-07	2.6E-04	20.0	1.3E-05	7.5E-03	240	3.1E-05
Silica, Crystalline	7631-86-9	2.6E-07	5.5E-07	5.2E-05	3.00	1.7E-05	3.7E-06	13.0	2.8E-07	6.0E-05	13.0	4.6E-06	1.7E-03	--	(5)
SSF14															
Cumulative TEU Risk				--	--	7.2E-05	--	--	1.7E-05	--	--	1.4E-05	--	--	1.7E-04
Dispersion Factor (ug/m3/[g/s])				31.7			37.4			30.0			362		
Antimony	7440-36-0	1.4E-08	3.0E-08	4.3E-07	0.30	1.4E-06	5.1E-07	1.30	3.9E-07	4.1E-07	1.30	3.1E-07	1.1E-05	1.00	1.1E-05
Barium	7440-39-3	9.1E-09	2.0E-08	2.9E-07	--	(5)	3.4E-07	--	(5)	2.7E-07	--	(5)	7.1E-06	--	(5)
Cadmium	7440-43-9	2.5E-09	5.4E-09	8.0E-08	5.0E-03	1.6E-05	9.4E-08	0.037	2.5E-06	7.5E-08	0.037	2.0E-06	2.0E-06	0.030	6.6E-05
Chromium (total)	7440-47-3	2.9E-09	6.3E-09	9.3E-08	--	(5)	1.1E-07	--	(5)	8.8E-08	--	(5)	2.3E-06	--	(5)
Chromium VI	18540-29-9	2.9E-09	6.3E-09	9.3E-08	0.083	1.1E-06	1.1E-07	0.88	1.2E-07	8.8E-08	0.88	1.0E-07	2.3E-06	0.30	7.6E-06
Copper	7440-50-8	4.2E-08	9.0E-08	1.3E-06	--	(5)	1.6E-06	--	(5)	1.2E-06	--	(5)	3.3E-05	100	3.3E-07
Manganese	7439-96-5	9.5E-09	2.1E-08	3.0E-07	0.090	3.4E-06	3.6E-07	0.40	8.9E-07	2.9E-07	0.40	7.1E-07	7.5E-06	0.30	2.5E-05
Mercury	7439-97-6	4.8E-10	1.0E-09	1.5E-08	0.077	2.0E-07	1.8E-08	0.63	2.8E-08	1.4E-08	0.63	2.3E-08	3.7E-07	0.60	6.2E-07
Nickel	7440-02-0	1.6E-08	3.4E-08	5.0E-07	0.014	3.6E-05	5.9E-07	0.062	9.5E-06	4.7E-07	0.062	7.6E-06	1.2E-05	0.20	6.2E-05
Phosphorus	504	7.8E-08	1.7E-07	2.5E-06	--	(5)	2.9E-06	--	(5)	2.3E-06	--	(5)	6.1E-05	--	(5)
Zinc	7440-66-6	2.5E-07	5.4E-07	8.0E-06	--	(5)	9.4E-06	--	(5)	7.5E-06	--	(5)	2.0E-04	--	(5)
Fluorides	239	1.5E-07	3.3E-07	4.8E-06	2.30	2.1E-06	5.7E-06	20.0	2.8E-07	4.5E-06	20.0	2.3E-07	1.2E-04	240	4.9E-07
Silica, Crystalline	7631-86-9	1.2E-06	2.5E-06	3.6E-05	3.00	1.2E-05	4.3E-05	13.0	3.3E-06	3.4E-05	13.0	2.7E-06	9.0E-04	--	(5)

**Table 6-5
Production Scenario 1—L3RA Results for Significant TEUs-Chronic and Acute Noncancer Assessments
Hollingsworth & Vose Fiber Company—Corvallis, OR**

Toxic Air Contaminant	CAS	TAC Emission Rate (g/s)		Chronic Noncancer									Acute Noncancer		
		Annual ⁽¹⁾	Maximum Daily ⁽²⁾	Residential			Nonresidential Child			Nonresidential Worker			Calculated Conc. ^(a) (ug/m ³)	RBC ⁽³⁾ (ug/m ³)	Hazard Index ^(b)
				Calculated Conc. ^(a) (ug/m ³)	RBC ⁽³⁾ (ug/m ³)	Hazard Index ^(b)	Calculated Conc. ^(a) (ug/m ³)	RBC ⁽³⁾ (ug/m ³)	Hazard Index ^(b)	Calculated Conc. ^(a) (ug/m ³)	RBC ⁽³⁾ (ug/m ³)	Hazard Index ^(b)			
Exposure Location ⁽⁴⁾				1220			2			10103			10240		
Cumulative Facility-Wide Risk				0.2			<0.1			0.1			0.2		
SSF15															
Cumulative TEU Risk				--	--	7.3E-05	--	--	1.7E-05	--	--	1.4E-05	--	--	1.7E-04
Dispersion Factor (ug/m3/[g/s])				31.9			37.3			30.1			362		
Antimony	7440-36-0	1.4E-08	3.0E-08	4.4E-07	0.30	1.5E-06	5.1E-07	1.30	3.9E-07	4.1E-07	1.30	3.2E-07	1.1E-05	1.00	1.1E-05
Barium	7440-39-3	9.1E-09	2.0E-08	2.9E-07	--	(5)	3.4E-07	--	(5)	2.7E-07	--	(5)	7.1E-06	--	(5)
Cadmium	7440-43-9	2.5E-09	5.4E-09	8.1E-08	5.0E-03	1.6E-05	9.4E-08	0.037	2.5E-06	7.6E-08	0.037	2.0E-06	2.0E-06	0.030	6.6E-05
Chromium (total)	7440-47-3	2.9E-09	6.3E-09	9.4E-08	--	(5)	1.1E-07	--	(5)	8.8E-08	--	(5)	2.3E-06	--	(5)
Chromium VI	18540-29-9	2.9E-09	6.3E-09	9.4E-08	0.083	1.1E-06	1.1E-07	0.88	1.2E-07	8.8E-08	0.88	1.0E-07	2.3E-06	0.30	7.6E-06
Copper	7440-50-8	4.2E-08	9.0E-08	1.3E-06	--	(5)	1.6E-06	--	(5)	1.3E-06	--	(5)	3.3E-05	100	3.3E-07
Manganese	7439-96-5	9.5E-09	2.1E-08	3.0E-07	0.090	3.4E-06	3.6E-07	0.40	8.9E-07	2.9E-07	0.40	7.2E-07	7.4E-06	0.30	2.5E-05
Mercury	7439-97-6	4.8E-10	1.0E-09	1.5E-08	0.077	2.0E-07	1.8E-08	0.63	2.8E-08	1.4E-08	0.63	2.3E-08	3.7E-07	0.60	6.2E-07
Nickel	7440-02-0	1.6E-08	3.4E-08	5.0E-07	0.014	3.6E-05	5.9E-07	0.062	9.5E-06	4.7E-07	0.062	7.6E-06	1.2E-05	0.20	6.2E-05
Phosphorus	504	7.8E-08	1.7E-07	2.5E-06	--	(5)	2.9E-06	--	(5)	2.3E-06	--	(5)	6.1E-05	--	(5)
Zinc	7440-66-6	2.5E-07	5.4E-07	8.0E-06	--	(5)	9.4E-06	--	(5)	7.6E-06	--	(5)	2.0E-04	--	(5)
Fluorides	239	1.5E-07	3.3E-07	4.8E-06	2.30	2.1E-06	5.7E-06	20.0	2.8E-07	4.6E-06	20.0	2.3E-07	1.2E-04	240	4.9E-07
Silica, Crystalline	7631-86-9	1.2E-06	2.5E-06	3.7E-05	3.00	1.2E-05	4.3E-05	13.0	3.3E-06	3.5E-05	13.0	2.7E-06	9.0E-04	--	(5)
SSF13															
Cumulative TEU Risk				--	--	0.024	--	--	2.0E-04	--	--	3.4E-03	--	--	0.10
Dispersion Factor (ug/m3/[g/s])				222			14.3			243			2,777		
Antimony	7440-36-0	6.9E-08	1.5E-07	1.5E-05	0.30	5.1E-05	9.9E-07	1.30	7.6E-07	1.7E-05	1.30	1.3E-05	4.2E-04	1.00	4.2E-04
Barium	7440-39-3	4.8E-08	1.0E-07	1.1E-05	--	(5)	6.9E-07	--	(5)	1.2E-05	--	(5)	2.9E-04	--	(5)
Cadmium	7440-43-9	5.8E-08	1.2E-07	1.3E-05	5.0E-03	2.6E-03	8.3E-07	0.037	2.2E-05	1.4E-05	0.037	3.8E-04	3.5E-04	0.030	0.012
Chromium (total)	7440-47-3	2.5E-08	5.4E-08	5.5E-06	--	(5)	3.5E-07	--	(5)	6.0E-06	--	(5)	1.5E-04	--	(5)
Chromium VI	18540-29-9	2.5E-08	5.4E-08	5.5E-06	0.083	6.6E-05	3.5E-07	0.88	4.0E-07	6.0E-06	0.88	6.9E-06	1.5E-04	0.30	5.0E-04
Cobalt	7440-48-4	1.0E-08	2.3E-08	2.3E-06	0.10	2.3E-05	1.5E-07	0.44	3.4E-07	2.5E-06	0.44	5.8E-06	6.3E-05	--	(5)
Copper	7440-50-8	3.8E-07	8.1E-07	8.3E-05	--	(5)	5.4E-06	--	(5)	9.2E-05	--	(5)	2.3E-03	100	2.3E-05
Lead	7439-92-1	5.1E-07	1.1E-06	1.1E-04	0.15	7.6E-04	7.4E-06	0.66	1.1E-05	1.3E-04	0.66	1.9E-04	3.1E-03	0.15	0.021
Manganese	7439-96-5	1.4E-08	3.0E-08	3.0E-06	0.090	3.4E-05	2.0E-07	0.40	4.9E-07	3.3E-06	0.40	8.4E-06	8.2E-05	0.30	2.7E-04
Mercury	7439-97-6	7.0E-06	1.5E-05	1.6E-03	0.077	0.020	1.0E-04	0.63	1.6E-04	1.7E-03	0.63	2.7E-03	0.042	0.60	0.070
Phosphorus	504	1.5E-06	3.2E-06	3.3E-04	--	(5)	2.1E-05	--	(5)	3.7E-04	--	(5)	9.0E-03	--	(5)
Zinc	7440-66-6	7.9E-07	1.7E-06	1.7E-04	--	(5)	1.1E-05	--	(5)	1.9E-04	--	(5)	4.7E-03	--	(5)
Fluorides	239	2.7E-06	5.8E-06	6.0E-04	2.30	2.6E-04	3.9E-05	20.0	1.9E-06	6.5E-04	20.0	3.3E-05	0.016	240	6.7E-05
Silica, Crystalline	7631-86-9	2.3E-06	5.0E-06	5.1E-04	3.00	1.7E-04	3.3E-05	13.0	2.5E-06	5.6E-04	13.0	4.3E-05	0.014	--	(5)
SILO1															
Cumulative TEU Risk				--	--	1.5E-06	--	--	2.2E-08	--	--	3.0E-07	--	--	--
Dispersion Factor (ug/m3/[g/s])				29.9			1.94			26.5			193		
Silica, Crystalline	7631-86-9	1.5E-07	4.0E-07	4.4E-06	3.00	1.5E-06	2.9E-07	13.0	2.2E-08	3.9E-06	13.0	3.0E-07	7.7E-05	--	(5)
SILO2															
Cumulative TEU Risk				--	--	3.5E-08	--	--	4.9E-08	--	--	2.9E-08	--	--	--
Dispersion Factor (ug/m3/[g/s])				0.71			4.36			2.59			40.9		
Silica, Crystalline	7631-86-9	1.5E-07	4.0E-07	1.0E-07	3.00	3.5E-08	6.4E-07	13.0	4.9E-08	3.8E-07	13.0	2.9E-08	1.6E-05	--	(5)

**Table 6-5
Production Scenario 1—L3RA Results for Significant TEUs-Chronic and Acute Noncancer Assessments
Hollingsworth & Vose Fiber Company—Corvallis, OR**

Toxic Air Contaminant	CAS	TAC Emission Rate (g/s)		Chronic Noncancer									Acute Noncancer		
		Annual ⁽¹⁾	Maximum Daily ⁽²⁾	Residential			Nonresidential Child			Nonresidential Worker			Calculated Conc. ^(a) (ug/m ³)	RBC ⁽³⁾ (ug/m ³)	Hazard Index ^(b)
				Calculated Conc. ^(a) (ug/m ³)	RBC ⁽³⁾ (ug/m ³)	Hazard Index ^(b)	Calculated Conc. ^(a) (ug/m ³)	RBC ⁽³⁾ (ug/m ³)	Hazard Index ^(b)	Calculated Conc. ^(a) (ug/m ³)	RBC ⁽³⁾ (ug/m ³)	Hazard Index ^(b)			
Exposure Location ⁽⁴⁾				1220			2			10103			10240		
Cumulative Facility-Wide Risk				0.2			<0.1			0.1			0.2		
BBBH															
Cumulative TEU Risk				--	--	0.097	--	--	3.7E-03	--	--	0.084	--	--	3.1E-03
Dispersion Factor (ug/m3/[g/s])				31.1			5.18			118			454		
Aluminum	7429-90-5	2.9E-03	3.5E-03	0.090	5.00	0.018	0.015	22.0	6.8E-04	0.34	22.0	0.016	1.58	--	(5)
Barium	7440-39-3	7.5E-04	9.0E-04	0.023	--	(5)	3.9E-03	--	(5)	0.089	--	(5)	0.41	--	(5)
Cadmium	7440-43-9	4.9E-08	5.9E-08	1.5E-06	5.0E-03	3.0E-04	2.5E-07	0.037	6.8E-06	5.8E-06	0.037	1.6E-04	2.7E-05	0.030	8.9E-04
Lead	7439-92-1	4.9E-07	5.9E-07	1.5E-05	0.15	1.0E-04	2.5E-06	0.66	3.8E-06	5.8E-05	0.66	8.8E-05	2.7E-04	0.15	1.8E-03
Zinc Oxide	1314-13-2	4.8E-04	5.7E-04	0.015	--	(5)	2.5E-03	--	(5)	0.056	--	(5)	0.26	--	(5)
Fluorides	239	2.1E-04	2.5E-04	6.5E-03	2.30	2.8E-03	1.1E-03	20.0	5.4E-05	0.025	20.0	1.2E-03	0.11	240	4.7E-04
Silica, Crystalline	7631-86-9	7.3E-03	8.8E-03	0.23	3.00	0.076	0.038	13.0	2.9E-03	0.87	13.0	0.067	3.99	--	(5)
GPI_A															
Cumulative TEU Risk				--	--	3.1E-03	--	--	9.2E-05	--	--	2.0E-03	--	--	5.5E-05
Dispersion Factor (ug/m3/[g/s])				72.4			9.62			206			584		
Aluminum	7429-90-5	3.9E-05	4.7E-05	2.8E-03	5.00	5.7E-04	3.8E-04	22.0	1.7E-05	8.1E-03	22.0	3.7E-04	0.027	--	(5)
Barium	7440-39-3	1.0E-05	1.2E-05	7.4E-04	--	(5)	9.8E-05	--	(5)	2.1E-03	--	(5)	7.1E-03	--	(5)
Cadmium	7440-43-9	6.6E-10	7.9E-10	4.8E-08	5.0E-03	9.6E-06	6.4E-09	0.037	1.7E-07	1.4E-07	0.037	3.7E-06	4.6E-07	0.030	1.5E-05
Lead	7439-92-1	6.6E-09	7.9E-09	4.8E-07	0.15	3.2E-06	6.4E-08	0.66	9.6E-08	1.4E-06	0.66	2.1E-06	4.6E-06	0.15	3.1E-05
Zinc Oxide	1314-13-2	6.4E-06	7.7E-06	4.7E-04	--	(5)	6.2E-05	--	(5)	1.3E-03	--	(5)	4.5E-03	--	(5)
Fluorides	239	2.8E-06	3.4E-06	2.0E-04	2.30	8.8E-05	2.7E-05	20.0	1.4E-06	5.8E-04	20.0	2.9E-05	2.0E-03	240	8.2E-06
Glasswool Fibers	352	5.6E-03	5.6E-03	0.40	--	(5)	0.054	--	(5)	1.15	--	(5)	3.25	--	(5)
Silica, Crystalline	7631-86-9	9.9E-05	1.2E-04	7.2E-03	3.00	2.4E-03	9.5E-04	13.0	7.3E-05	0.020	13.0	1.6E-03	0.069	--	(5)
GPI_B															
Cumulative TEU Risk				--	--	3.1E-03	--	--	9.1E-05	--	--	1.7E-03	--	--	5.1E-05
Dispersion Factor (ug/m3/[g/s])				74.0			9.53			178			543		
Aluminum	7429-90-5	3.9E-05	4.7E-05	2.9E-03	5.00	5.8E-04	3.7E-04	22.0	1.7E-05	7.0E-03	22.0	3.2E-04	0.026	--	(5)
Barium	7440-39-3	1.0E-05	1.2E-05	7.5E-04	--	(5)	9.7E-05	--	(5)	1.8E-03	--	(5)	6.6E-03	--	(5)
Cadmium	7440-43-9	6.6E-10	7.9E-10	4.9E-08	5.0E-03	9.8E-06	6.3E-09	0.037	1.7E-07	1.2E-07	0.037	3.2E-06	4.3E-07	0.030	1.4E-05
Lead	7439-92-1	6.6E-09	7.9E-09	4.9E-07	0.15	3.3E-06	6.3E-08	0.66	9.5E-08	1.2E-06	0.66	1.8E-06	4.3E-06	0.15	2.9E-05
Zinc Oxide	1314-13-2	6.4E-06	7.7E-06	4.8E-04	--	(5)	6.1E-05	--	(5)	1.1E-03	--	(5)	4.2E-03	--	(5)
Fluorides	239	2.8E-06	3.4E-06	2.1E-04	2.30	9.0E-05	2.7E-05	20.0	1.3E-06	5.0E-04	20.0	2.5E-05	1.8E-03	240	7.6E-06
Glasswool Fibers	352	5.6E-03	5.6E-03	0.41	--	(5)	0.053	--	(5)	0.99	--	(5)	3.03	--	(5)
Silica, Crystalline	7631-86-9	9.9E-05	1.2E-04	7.3E-03	3.00	2.4E-03	9.4E-04	13.0	7.3E-05	0.018	13.0	1.4E-03	0.064	--	(5)
BHBH															
Cumulative TEU Risk				--	--	7.6E-06	--	--	2.4E-07	--	--	1.0E-05	--	--	2.7E-06
Dispersion Factor (ug/m3/[g/s])				89.7			12.4			531			565		
Aluminum	7429-90-5	7.9E-08	2.4E-06	7.1E-06	5.00	1.4E-06	9.7E-07	22.0	4.4E-08	4.2E-05	22.0	1.9E-06	1.4E-03	--	(5)
Barium	7440-39-3	2.0E-08	6.2E-07	1.8E-06	--	(5)	2.5E-07	--	(5)	1.1E-05	--	(5)	3.5E-04	--	(5)
Cadmium	7440-43-9	1.3E-12	4.0E-11	1.2E-10	5.0E-03	2.4E-08	1.6E-11	0.037	4.4E-10	7.0E-10	0.037	1.9E-08	2.3E-08	0.030	7.5E-07
Lead	7439-92-1	1.3E-11	4.0E-10	1.2E-09	0.15	7.8E-09	1.6E-10	0.66	2.5E-10	7.0E-09	0.66	1.1E-08	2.3E-07	0.15	1.5E-06
Zinc Oxide	1314-13-2	1.3E-08	3.9E-07	1.1E-06	--	(5)	1.6E-07	--	(5)	6.8E-06	--	(5)	2.2E-04	--	(5)
Fluorides	239	5.6E-09	1.7E-07	5.0E-07	2.30	2.2E-07	6.9E-08	20.0	3.5E-09	3.0E-06	20.0	1.5E-07	9.7E-05	240	4.0E-07
Silica, Crystalline	7631-86-9	2.0E-07	6.0E-06	1.8E-05	3.00	5.9E-06	2.4E-06	13.0	1.9E-07	1.1E-04	13.0	8.1E-06	3.4E-03	--	(5)

**Table 6-5
Production Scenario 1—L3RA Results for Significant TEUs-Chronic and Acute Noncancer Assessments
Hollingsworth & Vose Fiber Company—Corvallis, OR**

Toxic Air Contaminant	CAS	TAC Emission Rate (g/s)		Chronic Noncancer									Acute Noncancer		
		Annual ⁽¹⁾	Maximum Daily ⁽²⁾	Residential			Nonresidential Child			Nonresidential Worker			Calculated Conc. ^(a) (ug/m ³)	RBC ⁽³⁾ (ug/m ³)	Hazard Index ^(b)
				Calculated Conc. ^(a) (ug/m ³)	RBC ⁽³⁾ (ug/m ³)	Hazard Index ^(b)	Calculated Conc. ^(a) (ug/m ³)	RBC ⁽³⁾ (ug/m ³)	Hazard Index ^(b)	Calculated Conc. ^(a) (ug/m ³)	RBC ⁽³⁾ (ug/m ³)	Hazard Index ^(b)			
Exposure Location ⁽⁴⁾				1220			2			10103			10240		
Cumulative Facility-Wide Risk				0.2			<0.1			0.1			0.2		
CT1_2															
Cumulative TEU Risk				--	--	3.8E-04	--	--	3.0E-05	--	--	1.9E-04	--	--	7.6E-05
Dispersion Factor (ug/m3/[g/s])				16.8			5.91			37.5			449		
Phosphoric Acid	7664-38-2	2.0E-05	2.0E-05	3.4E-04	10.0	3.4E-05	1.2E-04	44.0	2.7E-06	7.7E-04	44.0	1.7E-05	9.2E-03	--	(5)
Sulfuric Acid	7664-93-9	2.0E-05	2.0E-05	3.4E-04	1.00	3.4E-04	1.2E-04	4.40	2.7E-05	7.7E-04	4.40	1.7E-04	9.2E-03	120	7.6E-05
CT3A															
Cumulative TEU Risk				--	--	1.8E-04	--	--	1.2E-05	--	--	1.1E-04	--	--	3.0E-05
Dispersion Factor (ug/m3/[g/s])				14.5			4.09			38.5			316		
Phosphoric Acid	7664-38-2	1.1E-05	1.1E-05	1.6E-04	10.0	1.6E-05	4.6E-05	44.0	1.1E-06	4.4E-04	44.0	9.9E-06	3.6E-03	--	(5)
Sulfuric Acid	7664-93-9	1.1E-05	1.1E-05	1.6E-04	1.00	1.6E-04	4.6E-05	4.40	1.1E-05	4.4E-04	4.40	9.9E-05	3.6E-03	120	3.0E-05
CT3B															
Cumulative TEU Risk				--	--	1.8E-04	--	--	1.2E-05	--	--	1.0E-04	--	--	1.8E-05
Dispersion Factor (ug/m3/[g/s])				14.7			4.09			36.6			192		
Phosphoric Acid	7664-38-2	1.1E-05	1.1E-05	1.7E-04	10.0	1.7E-05	4.6E-05	44.0	1.1E-06	4.2E-04	44.0	9.4E-06	2.2E-03	--	(5)
Sulfuric Acid	7664-93-9	1.1E-05	1.1E-05	1.7E-04	1.00	1.7E-04	4.6E-05	4.40	1.1E-05	4.2E-04	4.40	9.4E-05	2.2E-03	120	1.8E-05
CT4															
Cumulative TEU Risk				--	--	4.9E-05	--	--	4.8E-05	--	--	3.7E-05	--	--	1.7E-05
Dispersion Factor (ug/m3/[g/s])				2.47			10.5			8.15			115		
Phosphoric Acid	7664-38-2	1.8E-05	1.8E-05	4.5E-05	10.0	4.5E-06	1.9E-04	44.0	4.3E-06	1.5E-04	44.0	3.4E-06	2.1E-03	--	(5)
Sulfuric Acid	7664-93-9	1.8E-05	1.8E-05	4.5E-05	1.00	4.5E-05	1.9E-04	4.40	4.3E-05	1.5E-04	4.40	3.4E-05	2.1E-03	120	1.7E-05
PAINT															
Cumulative TEU Risk				--	--	0.020	--	--	3.4E-04	--	--	0.032	--	--	4.7E-04
Dispersion Factor (ug/m3/[g/s])				191			13.9			1,298			2,161		
Barium	7440-39-3	2.1E-04	3.7E-04	0.040	--	(5)	2.9E-03	--	(5)	0.28	--	(5)	0.79	--	(5)
Cobalt	7440-48-4	1.0E-05	1.2E-05	1.9E-03	0.10	0.019	1.4E-04	0.44	3.2E-04	0.013	0.44	0.030	0.026	--	(5)
Acetone	67-64-1	3.5E-03	5.7E-03	0.67	31,000	2.2E-05	0.049	140,000	3.5E-07	4.58	140,000	3.3E-05	12.3	62,000	2.0E-04
Ethylbenzene	100-41-4	1.5E-04	2.8E-04	0.028	260	1.1E-04	2.1E-03	1,100	1.9E-06	0.19	1,100	1.7E-04	0.60	22,000	2.7E-05
1,2,4-Trimethylbenzene	95-63-6	1.9E-04	2.2E-04	0.036	60.0	6.0E-04	2.6E-03	260	1.0E-05	0.24	260	9.4E-04	0.48	--	(5)
Xylenes (mixed isomers)	1330-20-7	6.1E-04	9.8E-04	0.12	220	5.2E-04	8.4E-03	970	8.7E-06	0.79	970	8.1E-04	2.13	8,700	2.4E-04

**Table 6-5
Production Scenario 1—L3RA Results for Significant TEUs-Chronic and Acute Noncancer Assessments
Hollingsworth & Vose Fiber Company—Corvallis, OR**

Toxic Air Contaminant	CAS	TAC Emission Rate (g/s)		Chronic Noncancer									Acute Noncancer					
		Annual ⁽¹⁾	Maximum Daily ⁽²⁾	Residential			Nonresidential Child			Nonresidential Worker			Calculated Conc. ^(a) (ug/m ³)	RBC ⁽³⁾ (ug/m ³)	Hazard Index ^(b)			
				Calculated Conc. ^(a) (ug/m ³)	RBC ⁽³⁾ (ug/m ³)	Hazard Index ^(b)	Calculated Conc. ^(a) (ug/m ³)	RBC ⁽³⁾ (ug/m ³)	Hazard Index ^(b)	Calculated Conc. ^(a) (ug/m ³)	RBC ⁽³⁾ (ug/m ³)	Hazard Index ^(b)						
Exposure Location ⁽⁴⁾				1220			2			10103			10240					
Cumulative Facility-Wide Risk				0.2			<0.1			0.1			0.2					
EGEN1																		
Cumulative TEU Risk				--			6.3E-03			--			1.4E-03			--		
Dispersion Factor (ug/m3/[g/s])				10.8			0.57			16.8			48.5					
Arsenic	7440-38-2	5.4E-08	3.9E-07	5.8E-07	1.7E-04	3.4E-03	3.1E-08	2.4E-03	1.3E-05	9.1E-07	2.4E-03	3.8E-04	1.9E-05	0.20	9.5E-05			
Cadmium	7440-43-9	5.0E-08	3.7E-07	5.5E-07	5.0E-03	1.1E-04	2.9E-08	0.037	7.8E-07	8.5E-07	0.037	2.3E-05	1.8E-05	0.030	6.0E-04			
Chromium VI	18540-29-9	3.4E-09	2.5E-08	3.6E-08	0.083	4.4E-07	1.9E-09	0.88	2.2E-09	5.7E-08	0.88	6.4E-08	1.2E-06	0.30	4.0E-06			
Copper	7440-50-8	1.4E-07	1.0E-06	1.5E-06	--	(5)	7.9E-08	--	(5)	2.3E-06	--	(5)	4.9E-05	100	4.9E-07			
Lead	7439-92-1	2.8E-07	2.0E-06	3.0E-06	0.15	2.0E-05	1.6E-07	0.66	2.4E-07	4.7E-06	0.66	7.1E-06	9.9E-05	0.15	6.6E-04			
Manganese	7439-96-5	1.0E-07	7.6E-07	1.1E-06	0.090	1.3E-05	6.0E-08	0.40	1.5E-07	1.8E-06	0.40	4.4E-06	3.7E-05	0.30	1.2E-04			
Mercury	7439-97-6	6.7E-08	4.9E-07	7.3E-07	0.077	9.4E-06	3.9E-08	0.63	6.1E-08	1.1E-06	0.63	1.8E-06	2.4E-05	0.60	4.0E-05			
Nickel	7440-02-0	1.3E-07	9.6E-07	1.4E-06	0.014	1.0E-04	7.5E-08	0.062	1.2E-06	2.2E-06	0.062	3.6E-05	4.6E-05	0.20	2.3E-04			
Selenium	7782-49-2	7.4E-08	5.4E-07	8.0E-07	--	(5)	4.2E-08	--	(5)	1.2E-06	--	(5)	2.6E-05	2.00	1.3E-05			
Ammonia	7664-41-7	2.7E-05	2.0E-04	2.9E-04	500	5.8E-07	1.5E-05	2,200	7.0E-09	4.5E-04	2,200	2.1E-07	9.5E-03	1,200	7.9E-06			
Hydrochloric Acid	7647-01-0	6.3E-06	4.6E-05	6.8E-05	20.0	3.4E-06	3.6E-06	88.0	4.1E-08	1.1E-04	88.0	1.2E-06	2.2E-03	2,100	1.1E-06			
Acetaldehyde	75-07-0	2.6E-05	1.9E-04	2.8E-04	140	2.0E-06	1.5E-05	620	2.4E-08	4.4E-04	620	7.2E-07	9.3E-03	470	2.0E-05			
Acrolein	107-02-8	1.1E-06	8.3E-06	1.2E-05	0.35	3.5E-05	6.5E-07	1.50	4.4E-07	1.9E-05	1.50	1.3E-05	4.0E-04	6.90	5.9E-05			
Benzene	71-43-2	6.3E-06	4.6E-05	6.8E-05	3.00	2.3E-05	3.6E-06	13.0	2.8E-07	1.1E-04	13.0	8.1E-06	2.2E-03	29.0	7.7E-05			
1,3-Butadiene	106-99-0	7.3E-06	5.3E-05	7.9E-05	2.00	4.0E-05	4.2E-06	8.80	4.8E-07	1.2E-04	8.80	1.4E-05	2.6E-03	660	3.9E-06			
Ethylbenzene	100-41-4	3.7E-07	2.7E-06	4.0E-06	260	1.5E-08	2.1E-07	1,100	1.9E-10	6.2E-06	1,100	5.6E-09	1.3E-04	22,000	5.9E-09			
Formaldehyde	50-00-0	5.8E-05	4.2E-04	6.3E-04	9.00	7.0E-05	3.3E-05	40.0	8.3E-07	9.8E-04	40.0	2.4E-05	0.021	49.0	4.2E-04			
Hexane	110-54-3	9.1E-07	6.6E-06	9.8E-06	700	1.4E-08	5.2E-07	3,100	1.7E-10	1.5E-05	3,100	4.9E-09	3.2E-04	--	(5)			
Toluene	108-88-3	3.5E-06	2.6E-05	3.8E-05	5,000	7.7E-09	2.0E-06	22,000	9.2E-11	6.0E-05	22,000	2.7E-09	1.3E-03	7,500	1.7E-07			
Xylenes (mixed isomers)	1330-20-7	1.4E-06	1.0E-05	1.5E-05	220	7.0E-08	8.2E-07	970	8.4E-10	2.4E-05	970	2.5E-08	5.0E-04	8,700	5.8E-08			
PAHs	401	1.2E-06	8.9E-06	1.3E-05	--	(5)	7.0E-07	--	(5)	2.1E-05	--	(5)	4.3E-04	--	(5)			
Benzo[a]pyrene	50-32-8	1.2E-09	8.8E-09	1.3E-08	2.0E-03	6.5E-06	6.9E-10	8.8E-03	7.8E-08	2.0E-08	8.8E-03	2.3E-06	4.3E-07	2.0E-03	2.1E-04			
Naphthalene	91-20-3	6.6E-07	4.8E-06	7.2E-06	3.70	1.9E-06	3.8E-07	16.0	2.4E-08	1.1E-05	16.0	7.0E-07	2.3E-04	200	1.2E-06			
DPM	200	1.1E-03	8.2E-03	0.012	5.00	2.4E-03	6.5E-04	22.0	2.9E-05	0.019	22.0	8.6E-04	0.40	--	(5)			

**Table 6-5
Production Scenario 1—L3RA Results for Significant TEUs-Chronic and Acute Noncancer Assessments
Hollingsworth & Vose Fiber Company—Corvallis, OR**

Toxic Air Contaminant	CAS	TAC Emission Rate (g/s)		Chronic Noncancer									Acute Noncancer					
		Annual ⁽¹⁾	Maximum Daily ⁽²⁾	Residential			Nonresidential Child			Nonresidential Worker			Calculated Conc. ^(a) (ug/m ³)	RBC ⁽³⁾ (ug/m ³)	Hazard Index ^(b)			
				Calculated Conc. ^(a) (ug/m ³)	RBC ⁽³⁾ (ug/m ³)	Hazard Index ^(b)	Calculated Conc. ^(a) (ug/m ³)	RBC ⁽³⁾ (ug/m ³)	Hazard Index ^(b)	Calculated Conc. ^(a) (ug/m ³)	RBC ⁽³⁾ (ug/m ³)	Hazard Index ^(b)						
Exposure Location ⁽⁴⁾				1220			2			10103			10240					
Cumulative Facility-Wide Risk				0.2			<0.1			0.1			0.2					
EGEN2																		
Cumulative TEU Risk				--			6.4E-03			--			1.9E-03			--		
Dispersion Factor (ug/m³/g/s)				15.5			2.96			33.1			188			7.0E-03		
Arsenic	7440-38-2	3.8E-08	2.8E-07	5.9E-07	1.7E-04	3.5E-03	1.1E-07	2.4E-03	4.7E-05	1.3E-06	2.4E-03	5.2E-04	5.2E-05	0.20	2.6E-04			
Cadmium	7440-43-9	3.6E-08	2.6E-07	5.5E-07	5.0E-03	1.1E-04	1.1E-07	0.037	2.8E-06	1.2E-06	0.037	3.2E-05	4.9E-05	0.030	1.6E-03			
Chromium VI	18540-29-9	2.4E-09	1.7E-08	3.7E-08	0.083	4.4E-07	7.0E-09	0.88	8.0E-09	7.9E-08	0.88	8.9E-08	3.3E-06	0.30	1.1E-05			
Copper	7440-50-8	9.7E-08	7.1E-07	1.5E-06	--	(5)	2.9E-07	--	(5)	3.2E-06	--	(5)	1.3E-04	100	1.3E-06			
Lead	7439-92-1	2.0E-07	1.4E-06	3.1E-06	0.15	2.0E-05	5.8E-07	0.66	8.8E-07	6.5E-06	0.66	9.9E-06	2.7E-04	0.15	1.8E-03			
Manganese	7439-96-5	7.4E-08	5.4E-07	1.1E-06	0.090	1.3E-05	2.2E-07	0.40	5.4E-07	2.4E-06	0.40	6.1E-06	1.0E-04	0.30	3.4E-04			
Mercury	7439-97-6	4.7E-08	3.5E-07	7.4E-07	0.077	9.6E-06	1.4E-07	0.63	2.2E-07	1.6E-06	0.63	2.5E-06	6.5E-05	0.60	1.1E-04			
Nickel	7440-02-0	9.3E-08	6.8E-07	1.4E-06	0.014	1.0E-04	2.7E-07	0.062	4.4E-06	3.1E-06	0.062	4.9E-05	1.3E-04	0.20	6.4E-04			
Selenium	7782-49-2	5.2E-08	3.8E-07	8.1E-07	--	(5)	1.5E-07	--	(5)	1.7E-06	--	(5)	7.2E-05	2.00	3.6E-05			
Ammonia	7664-41-7	1.9E-05	1.4E-04	3.0E-04	500	5.9E-07	5.6E-05	2,200	2.6E-08	6.3E-04	2,200	2.9E-07	0.026	1,200	2.2E-05			
Hydrochloric Acid	7647-01-0	4.4E-06	3.2E-05	6.9E-05	20.0	3.4E-06	1.3E-05	88.0	1.5E-07	1.5E-04	88.0	1.7E-06	6.1E-03	2,100	2.9E-06			
Acetaldehyde	75-07-0	1.9E-05	1.4E-04	2.9E-04	140	2.1E-06	5.5E-05	620	8.9E-08	6.2E-04	620	9.9E-07	0.026	470	5.4E-05			
Acrolein	107-02-8	8.0E-07	5.9E-06	1.3E-05	0.35	3.6E-05	2.4E-06	1.50	1.6E-06	2.7E-05	1.50	1.8E-05	1.1E-03	6.90	1.6E-04			
Benzene	71-43-2	4.4E-06	3.2E-05	6.9E-05	3.00	2.3E-05	1.3E-05	13.0	1.0E-06	1.5E-04	13.0	1.1E-05	6.1E-03	29.0	2.1E-04			
1,3-Butadiene	106-99-0	5.2E-06	3.8E-05	8.0E-05	2.00	4.0E-05	1.5E-05	8.80	1.7E-06	1.7E-04	8.80	1.9E-05	7.1E-03	660	1.1E-05			
Ethylbenzene	100-41-4	2.6E-07	1.9E-06	4.0E-06	260	1.5E-08	7.7E-07	1,100	7.0E-10	8.6E-06	1,100	7.8E-09	3.6E-04	22,000	1.6E-08			
Formaldehyde	50-00-0	4.1E-05	3.0E-04	6.4E-04	9.00	7.1E-05	1.2E-04	40.0	3.0E-06	1.4E-03	40.0	3.4E-05	0.056	49.0	1.1E-03			
Hexane	110-54-3	6.4E-07	4.7E-06	9.9E-06	700	1.4E-08	1.9E-06	3,100	6.1E-10	2.1E-05	3,100	6.8E-09	8.8E-04	--	(5)			
Toluene	108-88-3	2.5E-06	1.8E-05	3.9E-05	5,000	7.8E-09	7.4E-06	22,000	3.4E-10	8.3E-05	22,000	3.8E-09	3.4E-03	7,500	4.6E-07			
Xylenes (mixed isomers)	1330-20-7	1.0E-06	7.3E-06	1.6E-05	220	7.1E-08	3.0E-06	970	3.1E-09	3.3E-05	970	3.4E-08	1.4E-03	8,700	1.6E-07			
PAHs	401	8.6E-07	6.3E-06	1.3E-05	--	(5)	2.5E-06	--	(5)	2.8E-05	--	(5)	1.2E-03	--	(5)			
Benzo[a]pyrene	50-32-8	8.5E-10	6.2E-09	1.3E-08	2.0E-03	6.6E-06	2.5E-09	8.8E-03	2.9E-07	2.8E-08	8.8E-03	3.2E-06	1.2E-06	2.0E-03	5.8E-04			
Naphthalene	91-20-3	4.7E-07	3.4E-06	7.3E-06	3.70	2.0E-06	1.4E-06	16.0	8.7E-08	1.5E-05	16.0	9.7E-07	6.4E-04	200	3.2E-06			
DPM	200	8.0E-04	5.8E-03	0.012	5.00	2.5E-03	2.4E-03	22.0	1.1E-04	0.026	22.0	1.2E-03	1.09	--	(5)			

Notes

g = gram; m³ = cubic meter; RBC = risk-based concentration; s = second; TEU = toxic emission unit; TAC - toxic air contaminant; ug = micrograms.

^(a) Calculated concentration (ug/m³) = (dispersion factor [(ug/m³)/(g/s)]) x (TAC emission rate per TEU [g/s])

^(b) Risk (chances-in-1,000,000) = (calculated concentration [ug/m³]) / (risk-based concentration [ug/m³])

References

⁽¹⁾ See Table 3-1, Annual TAC Emission Rates—Significant TEUs.

⁽²⁾ See Table 3-3, Daily TAC Emission Rates—Significant TEUs.

⁽³⁾ Oregon Administrative Rule 340-245-8010, Table 2.

⁽⁴⁾ See Table 6-2, Maximum Predicted Risk Exposure Location Per TEU.

⁽⁵⁾ TAC does not have an established RBC for this exposure category per Oregon Administrative Rule 340-245-8010 Table 2.

Table 6-6
Results for Gas Combustion TEUs—Cancer Assessment
Hollingsworth & Vose Fiber Company—Corvallis, OR

Toxic Air Contaminant	CAS	TAC Emission Rate ⁽¹⁾ (g/s)	Cancer								
			Residential			Nonresidential Child			Nonresidential Worker		
			Calculated Conc. ^(a) (ug/m ³)	RBC ⁽²⁾ (ug/m ³)	Risk ^(b) (chances-in-10 ⁶)	Calculated Conc. ^(a) (ug/m ³)	RBC ⁽²⁾ (ug/m ³)	Risk ^(b) (chances-in-10 ⁶)	Calculated Conc. ^(a) (ug/m ³)	RBC ⁽²⁾ (ug/m ³)	Risk ^(b) (chances-in-10 ⁶)
Exposure Location ⁽³⁾			10213			2			10215		
Cumulative Facility-Wide Risk			<0.1			<0.1			<0.1		
CFU113NG											
Cumulative TEU Risk			--	--	1.2E-03	--	--	1.7E-05	--	--	2.1E-05
Dispersion Factor (ug/m3/[g/s])			0.90			0.45			0.91		
Molybdenum trioxide	1313-27-5	9.1E-07	8.2E-07	--	(4)	4.1E-07	--	(4)	8.3E-07	--	(4)
Vanadium	7440-62-2	1.3E-06	1.1E-06	--	(4)	5.7E-07	--	(4)	1.2E-06	--	(4)
Ammonia	7664-41-7	1.8E-03	1.6E-03	--	(4)	7.9E-04	--	(4)	1.6E-03	--	(4)
Acetaldehyde	75-07-0	2.4E-06	2.1E-06	0.45	4.8E-06	1.1E-06	12.0	8.8E-08	2.2E-06	5.50	3.9E-07
Acrolein	107-02-8	1.5E-06	1.3E-06	--	(4)	6.7E-07	--	(4)	1.4E-06	--	(4)
Benzene	71-43-2	4.4E-06	4.0E-06	0.13	3.1E-05	2.0E-06	3.30	6.0E-07	4.0E-06	1.50	2.7E-06
Ethylbenzene	100-41-4	5.2E-06	4.7E-06	0.40	1.2E-05	2.3E-06	10.0	2.3E-07	4.8E-06	4.80	9.9E-07
Hexane	110-54-3	3.5E-06	3.1E-06	--	(4)	1.6E-06	--	(4)	3.2E-06	--	(4)
Toluene	108-88-3	2.0E-05	1.8E-05	--	(4)	9.0E-06	--	(4)	1.8E-05	--	(4)
Xylenes (mixed isomers)	1330-20-7	1.5E-05	1.4E-05	--	(4)	6.7E-06	--	(4)	1.4E-05	--	(4)
PAHs	401	5.5E-08	5.0E-08	4.3E-05	1.2E-03	2.5E-08	1.6E-03	1.5E-05	5.0E-08	3.0E-03	1.7E-05
Benzo[a]pyrene	50-32-8	6.6E-10	6.0E-10	4.3E-05	1.4E-05	3.0E-10	1.6E-03	1.9E-07	6.0E-10	3.0E-03	2.0E-07
Naphthalene	91-20-3	1.7E-07	1.5E-07	0.029	5.2E-06	7.4E-08	0.76	9.7E-08	1.5E-07	0.35	4.3E-07
NG											
Cumulative TEU Risk			--	--	0.059	--	--	2.1E-04	--	--	2.6E-03
Dispersion Factor (ug/m3/[g/s])			10.6			1.31			11.0		
Arsenic	7440-38-2	7.3E-08	7.8E-07	2.4E-05	0.032	9.6E-08	1.3E-03	7.4E-05	8.1E-07	6.2E-04	1.3E-03
Barium	7440-39-3	1.6E-06	1.7E-05	--	(4)	2.1E-06	--	(4)	1.8E-05	--	(4)
Beryllium	7440-41-7	4.4E-09	4.7E-08	4.2E-04	1.1E-04	5.7E-09	0.011	5.2E-07	4.8E-08	5.0E-03	9.7E-06
Cadmium	7440-43-9	4.0E-07	4.3E-06	5.6E-04	7.6E-03	5.3E-07	0.014	3.8E-05	4.4E-06	6.7E-03	6.6E-04
Chromium (total)	7440-47-3	5.1E-07	5.4E-06	--	(4)	6.7E-07	--	(4)	5.7E-06	--	(4)
Chromium VI	18540-29-9	2.1E-08	2.2E-07	3.1E-05	7.0E-03	2.7E-08	5.2E-04	5.2E-05	2.3E-07	1.0E-03	2.3E-04
Cobalt	7440-48-4	3.1E-08	3.3E-07	--	(4)	4.0E-08	--	(4)	3.4E-07	--	(4)
Copper	7440-50-8	3.1E-07	3.3E-06	--	(4)	4.1E-07	--	(4)	3.4E-06	--	(4)
Lead	7439-92-1	1.8E-07	1.9E-06	--	(4)	2.4E-07	--	(4)	2.0E-06	--	(4)
Manganese	7439-96-5	1.4E-07	1.5E-06	--	(4)	1.8E-07	--	(4)	1.5E-06	--	(4)
Mercury	7439-97-6	9.5E-08	1.0E-06	--	(4)	1.2E-07	--	(4)	1.1E-06	--	(4)
Molybdenum trioxide	1313-27-5	6.0E-07	6.4E-06	--	(4)	7.9E-07	--	(4)	6.7E-06	--	(4)
Nickel	7440-02-0	7.7E-07	8.1E-06	3.8E-03	2.1E-03	1.0E-06	0.10	1.0E-05	8.5E-06	0.046	1.8E-04
Selenium	7782-49-2	8.8E-09	9.3E-08	--	(4)	1.1E-08	--	(4)	9.7E-08	--	(4)
Vanadium	7440-62-2	8.4E-07	8.9E-06	--	(4)	1.1E-06	--	(4)	9.3E-06	--	(4)
Zinc	7440-66-6	1.1E-05	1.1E-04	--	(4)	1.4E-05	--	(4)	1.2E-04	--	(4)
Ammonia	7664-41-7	1.2E-03	0.012	--	(4)	1.5E-03	--	(4)	0.013	--	(4)
Acetaldehyde	75-07-0	1.6E-06	1.7E-05	0.45	3.7E-05	2.1E-06	12.0	1.7E-07	1.7E-05	5.50	3.2E-06

Table 6-6
Results for Gas Combustion TEUs—Cancer Assessment
Hollingsworth & Vose Fiber Company—Corvallis, OR

Toxic Air Contaminant	CAS	TAC Emission Rate ⁽¹⁾ (g/s)	Cancer								
			Residential			Nonresidential Child			Nonresidential Worker		
			Calculated Conc. ^(a) (ug/m ³)	RBC ⁽²⁾ (ug/m ³)	Risk ^(b) (chances-in-10 ⁶)	Calculated Conc. ^(a) (ug/m ³)	RBC ⁽²⁾ (ug/m ³)	Risk ^(b) (chances-in-10 ⁶)	Calculated Conc. ^(a) (ug/m ³)	RBC ⁽²⁾ (ug/m ³)	Risk ^(b) (chances-in-10 ⁶)
Exposure Location ⁽³⁾			10213			2			10215		
Cumulative Facility-Wide Risk			<0.1			<0.1			<0.1		
Acrolein	107-02-8	9.9E-07	1.0E-05	--	(4)	1.3E-06	--	(4)	1.1E-05	--	(4)
Benzene	71-43-2	2.9E-06	3.1E-05	0.13	2.4E-04	3.8E-06	3.30	1.2E-06	3.2E-05	1.50	2.2E-05
Ethylbenzene	100-41-4	3.5E-06	3.7E-05	0.40	9.2E-05	4.6E-06	10.0	4.6E-07	3.8E-05	4.80	8.0E-06
Formaldehyde	50-00-0	6.2E-06	6.6E-05	0.17	3.9E-04	8.1E-06	4.30	1.9E-06	6.9E-05	2.00	3.4E-05
Hexane	110-54-3	2.3E-06	2.4E-05	--	(4)	3.0E-06	--	(4)	2.5E-05	--	(4)
Toluene	108-88-3	1.3E-05	1.4E-04	--	(4)	1.8E-05	--	(4)	1.5E-04	--	(4)
Xylenes (mixed isomers)	1330-20-7	1.0E-05	1.1E-04	--	(4)	1.3E-05	--	(4)	1.1E-04	--	(4)
PAHs	401	3.7E-08	3.9E-07	4.3E-05	9.0E-03	4.8E-08	1.6E-03	3.0E-05	4.0E-07	3.0E-03	1.3E-04
Benzo[a]pyrene	50-32-8	4.4E-10	4.7E-09	4.3E-05	1.1E-04	5.7E-10	1.6E-03	3.6E-07	4.8E-09	3.0E-03	1.6E-06
Naphthalene	91-20-3	1.1E-07	1.2E-06	0.029	4.0E-05	1.4E-07	0.76	1.9E-07	1.2E-06	0.35	3.5E-06

Notes

g = gram; m³ = cubic meter; RBC = risk-based concentration; s = second; TEU = toxic emission unit; TAC - toxic air contaminant; ug = micrograms.

^(a) Calculated concentration (ug/m³) = (dispersion factor [(ug/m³)/(g/s)]) x (TAC emission rate per TEU [g/s])

^(b) Risk (chances-in-1,000,000) = (calculated concentration [ug/m³]) / (risk-based concentration [ug/m³])

References

⁽¹⁾ See Table 3-5, Annual TAC Emission Rates—Gas Combustion TEUs.

⁽²⁾ Oregon Administrative Rule 340-245-8010, Table 2.

⁽³⁾ See Table 6-2, Maximum Predicted Risk Exposure Location Per TEU.

⁽⁴⁾ TAC does not have an established RBC for this exposure category per Oregon Administrative Rule 340-245-8010 Table 2.

Table 6-7
Results for Gas Combustion TEUs—Chronic and Acute Noncancer Assessments
Hollingsworth & Vose Fiber Company—Corvallis, OR

Toxic Air Contaminant	CAS	TAC Emission Rate (g/s)		Chronic Noncancer									Acute Noncancer		
		Annual ⁽¹⁾	Maximum Daily ⁽²⁾	Residential			Nonresidential Child			Nonresidential Worker			Calculated Conc. ^(a) (ug/m ³)	RBC ⁽³⁾ (ug/m ³)	Hazard Index ^(b)
				Calculated Conc. ^(a) (ug/m ³)	RBC ⁽³⁾ (ug/m ³)	Hazard Index ^(b)	Calculated Conc. ^(a) (ug/m ³)	RBC ⁽³⁾ (ug/m ³)	Hazard Index ^(b)	Calculated Conc. ^(a) (ug/m ³)	RBC ⁽³⁾ (ug/m ³)	Hazard Index ^(b)			
Exposure Location ⁽⁴⁾				10213			2			10215			10121		
Cumulative Facility-Wide Risk				<0.1			<0.1			<0.1			<0.1		
CFU113NG															
Cumulative TEU Risk				--	--	1.2E-03	--	--	2.3E-06	--	--	4.7E-06	--	--	2.7E-05
Dispersion Factor (ug/m3/[g/s])				0.90			0.45			0.91			7.20		
Molybdenum trioxide	1313-27-5	9.1E-07	9.1E-07	8.2E-07	--	(5)	4.1E-07	--	(5)	8.3E-07	--	(5)	6.6E-06	--	(5)
Vanadium	7440-62-2	1.3E-06	1.3E-06	1.1E-06	--	(5)	5.7E-07	0.44	1.3E-06	1.2E-06	0.44	2.6E-06	9.1E-06	0.80	1.1E-05
Ammonia	7664-41-7	1.8E-03	1.8E-03	1.6E-03	--	(5)	7.9E-04	2,200	3.6E-07	1.6E-03	2,200	7.3E-07	0.013	1,200	1.1E-05
Acetaldehyde	75-07-0	2.4E-06	2.4E-06	2.1E-06	0.45	4.8E-06	1.1E-06	620	1.7E-09	2.2E-06	620	3.5E-09	1.7E-05	470	3.6E-08
Acrolein	107-02-8	1.5E-06	1.5E-06	1.3E-06	--	(5)	6.7E-07	1.50	4.4E-07	1.4E-06	1.50	9.0E-07	1.1E-05	6.90	1.6E-06
Benzene	71-43-2	4.4E-06	4.4E-06	4.0E-06	0.13	3.1E-05	2.0E-06	13.0	1.5E-07	4.0E-06	13.0	3.1E-07	3.2E-05	29.0	1.1E-06
Ethylbenzene	100-41-4	5.2E-06	5.2E-06	4.7E-06	0.40	1.2E-05	2.3E-06	1,100	2.1E-09	4.8E-06	1,100	4.3E-09	3.8E-05	22,000	1.7E-09
Hexane	110-54-3	3.5E-06	3.5E-06	3.1E-06	--	(5)	1.6E-06	3,100	5.0E-10	3.2E-06	3,100	1.0E-09	2.5E-05	--	(5)
Toluene	108-88-3	2.0E-05	2.0E-05	1.8E-05	--	(5)	9.0E-06	22,000	4.1E-10	1.8E-05	22,000	8.3E-10	1.5E-04	7,500	1.9E-08
Xylenes (mixed isomers)	1330-20-7	1.5E-05	1.5E-05	1.4E-05	--	(5)	6.7E-06	970	6.9E-09	1.4E-05	970	1.4E-08	1.1E-04	8,700	1.2E-08
PAHs	401	5.5E-08	5.5E-08	5.0E-08	4.3E-05	1.2E-03	2.5E-08	--	(5)	5.0E-08	--	(5)	4.0E-07	--	(5)
Benzo[a]pyrene	50-32-8	6.6E-10	6.6E-10	6.0E-10	4.3E-05	1.4E-05	3.0E-10	8.8E-03	3.4E-08	6.0E-10	8.8E-03	6.8E-08	4.8E-09	2.0E-03	2.4E-06
Naphthalene	91-20-3	1.7E-07	1.7E-07	1.5E-07	0.029	5.2E-06	7.4E-08	16.0	4.6E-09	1.5E-07	16.0	9.4E-09	1.2E-06	200	6.0E-09
NG															
Cumulative TEU Risk				--	--	0.059	--	--	7.6E-05	--	--	6.4E-04	--	--	2.0E-03
Dispersion Factor (ug/m3/[g/s])				10.6			1.31			11.0			88.4		
Arsenic	7440-38-2	7.3E-08	7.3E-08	7.8E-07	2.4E-05	0.032	9.6E-08	2.4E-03	4.0E-05	8.1E-07	2.4E-03	3.4E-04	6.5E-06	0.20	3.2E-05
Barium	7440-39-3	1.6E-06	1.6E-06	1.7E-05	--	(5)	2.1E-06	--	(5)	1.8E-05	--	(5)	1.4E-04	--	(5)
Beryllium	7440-41-7	4.4E-09	4.4E-09	4.7E-08	4.2E-04	1.1E-04	5.7E-09	0.031	1.9E-07	4.8E-08	0.031	1.6E-06	3.9E-07	0.020	1.9E-05
Cadmium	7440-43-9	4.0E-07	4.0E-07	4.3E-06	5.6E-04	7.6E-03	5.3E-07	0.037	1.4E-05	4.4E-06	0.037	1.2E-04	3.6E-05	0.030	1.2E-03
Chromium (total)	7440-47-3	5.1E-07	5.1E-07	5.4E-06	--	(5)	6.7E-07	--	(5)	5.7E-06	--	(5)	4.5E-05	--	(5)
Chromium VI	18540-29-9	2.1E-08	2.0E-08	2.2E-07	3.1E-05	7.0E-03	2.7E-08	0.88	3.0E-08	2.3E-07	0.88	2.6E-07	1.8E-06	0.30	6.0E-06
Cobalt	7440-48-4	3.1E-08	3.1E-08	3.3E-07	--	(5)	4.0E-08	0.44	9.1E-08	3.4E-07	0.44	7.7E-07	2.7E-06	--	(5)
Copper	7440-50-8	3.1E-07	3.1E-07	3.3E-06	--	(5)	4.1E-07	--	(5)	3.4E-06	--	(5)	2.8E-05	100	2.8E-07
Lead	7439-92-1	1.8E-07	1.8E-07	1.9E-06	--	(5)	2.4E-07	0.66	3.6E-07	2.0E-06	0.66	3.1E-06	1.6E-05	0.15	1.1E-04
Manganese	7439-96-5	1.4E-07	1.4E-07	1.5E-06	--	(5)	1.8E-07	0.40	4.6E-07	1.5E-06	0.40	3.8E-06	1.2E-05	0.30	4.1E-05
Mercury	7439-97-6	9.5E-08	9.5E-08	1.0E-06	--	(5)	1.2E-07	0.63	2.0E-07	1.1E-06	0.63	1.7E-06	8.4E-06	0.60	1.4E-05
Molybdenum trioxide	1313-27-5	6.0E-07	6.0E-07	6.4E-06	--	(5)	7.9E-07	--	(5)	6.7E-06	--	(5)	5.3E-05	--	(5)
Nickel	7440-02-0	7.7E-07	7.7E-07	8.1E-06	3.8E-03	2.1E-03	1.0E-06	0.062	1.6E-05	8.5E-06	0.062	1.4E-04	6.8E-05	0.20	3.4E-04
Selenium	7782-49-2	8.8E-09	8.8E-09	9.3E-08	--	(5)	1.1E-08	--	(5)	9.7E-08	--	(5)	7.8E-07	2.00	3.9E-07
Vanadium	7440-62-2	8.4E-07	8.4E-07	8.9E-06	--	(5)	1.1E-06	0.44	2.5E-06	9.3E-06	0.44	2.1E-05	7.4E-05	0.80	9.3E-05
Zinc	7440-66-6	1.1E-05	1.1E-05	1.1E-04	--	(5)	1.4E-05	--	(5)	1.2E-04	--	(5)	9.4E-04	--	(5)
Ammonia	7664-41-7	1.2E-03	1.2E-03	0.012	--	(5)	1.5E-03	2,200	7.0E-07	0.013	2,200	5.9E-06	0.10	1,200	8.6E-05
Acetaldehyde	75-07-0	1.6E-06	1.6E-06	1.7E-05	0.45	3.7E-05	2.1E-06	620	3.3E-09	1.7E-05	620	2.8E-08	1.4E-04	470	3.0E-07

**Table 6-7
Results for Gas Combustion TEUs—Chronic and Acute Noncancer Assessments
Hollingsworth & Vose Fiber Company—Corvallis, OR**

Toxic Air Contaminant	CAS	TAC Emission Rate (g/s)		Chronic Noncancer									Acute Noncancer		
		Annual ⁽¹⁾	Maximum Daily ⁽²⁾	Residential			Nonresidential Child			Nonresidential Worker			Calculated Conc. ^(a) (ug/m ³)	RBC ⁽³⁾ (ug/m ³)	Hazard Index ^(b)
				Calculated Conc. ^(a) (ug/m ³)	RBC ⁽³⁾ (ug/m ³)	Hazard Index ^(b)	Calculated Conc. ^(a) (ug/m ³)	RBC ⁽³⁾ (ug/m ³)	Hazard Index ^(b)	Calculated Conc. ^(a) (ug/m ³)	RBC ⁽³⁾ (ug/m ³)	Hazard Index ^(b)			
Exposure Location ⁽⁴⁾				10213			2			10215			10121		
Cumulative Facility-Wide Risk				<0.1			<0.1			<0.1			<0.1		
Acrolein	107-02-8	9.9E-07	9.9E-07	1.0E-05	--	(5)	1.3E-06	1.50	8.6E-07	1.1E-05	1.50	7.3E-06	8.7E-05	6.90	1.3E-05
Benzene	71-43-2	2.9E-06	2.9E-06	3.1E-05	0.13	2.4E-04	3.8E-06	13.0	2.9E-07	3.2E-05	13.0	2.5E-06	2.6E-04	29.0	8.9E-06
Ethylbenzene	100-41-4	3.5E-06	3.5E-06	3.7E-05	0.40	9.2E-05	4.6E-06	1,100	4.1E-09	3.8E-05	1,100	3.5E-08	3.1E-04	22,000	1.4E-08
Formaldehyde	50-00-0	6.2E-06	6.2E-06	6.6E-05	0.17	3.9E-04	8.1E-06	40.0	2.0E-07	6.9E-05	40.0	1.7E-06	5.5E-04	49.0	1.1E-05
Hexane	110-54-3	2.3E-06	2.3E-06	2.4E-05	--	(5)	3.0E-06	3,100	9.7E-10	2.5E-05	3,100	8.2E-09	2.0E-04	--	(5)
Toluene	108-88-3	1.3E-05	1.3E-05	1.4E-04	--	(5)	1.8E-05	22,000	8.0E-10	1.5E-04	22,000	6.7E-09	1.2E-03	7,500	1.6E-07
Xylenes (mixed isomers)	1330-20-7	1.0E-05	1.0E-05	1.1E-04	--	(5)	1.3E-05	970	1.3E-08	1.1E-04	970	1.1E-07	8.8E-04	8,700	1.0E-07
PAHs	401	3.7E-08	3.7E-08	3.9E-07	4.3E-05	9.0E-03	4.8E-08	--	(5)	4.0E-07	--	(5)	3.2E-06	--	(5)
Benzo[a]pyrene	50-32-8	4.4E-10	4.4E-10	4.7E-09	4.3E-05	1.1E-04	5.7E-10	8.8E-03	6.5E-08	4.8E-09	8.8E-03	5.5E-07	3.9E-08	2.0E-03	1.9E-05
Naphthalene	91-20-3	1.1E-07	1.1E-07	1.2E-06	0.029	4.0E-05	1.4E-07	16.0	9.0E-09	1.2E-06	16.0	7.6E-08	9.7E-06	200	4.9E-08

Notes

g = gram; m³ = cubic meter; RBC = risk-based concentration; s = second; TEU = toxic emission unit; TAC - toxic air contaminant; ug = micrograms.

^(a) Calculated concentration (ug/m³) = (dispersion factor [{ug/m³}/{g/s}]) x (TAC emission rate per TEU [g/s])

^(b) Risk (chances-in-1,000,000) = (calculated concentration [ug/m³]) / (risk-based concentration [ug/m³])

References

⁽¹⁾ See Table 3-5, Annual TAC Emission Rates—Gas Combustion TEUs.

⁽²⁾ See Table 3-6, Daily TAC Emission Rates—Gas Combustion TEUs.

⁽³⁾ Oregon Administrative Rule 340-245-8010, Table 2.

⁽⁴⁾ See Table 6-2, Maximum Predicted Risk Exposure Location Per TEU.

⁽⁵⁾ TAC does not have an established RBC for this exposure category per Oregon Administrative Rule 340-245-8010 Table 2.

Table 6-8
Production Scenario 2—Maximum Predicted Risk Exposure Location Per TEU
Hollingsworth & Vose Fiber Company—Corvallis, OR

Modeled TEU	Cancer						Chronic Noncancer						Acute Noncancer	
	Residential		Child		Worker		Residential		Child		Worker		Exposure Location ⁽¹⁾ (Location of Maximum Risk)	Dispersion Factor (ug/m ³ /[g/s])
	Exposure Location ⁽¹⁾ (Location of Maximum Risk)	Dispersion Factor (ug/m ³ /[g/s])	Exposure Location ⁽¹⁾ (Location of Maximum Risk)	Dispersion Factor (ug/m ³ /[g/s])	Exposure Location ⁽¹⁾ (Location of Maximum Risk)	Dispersion Factor (ug/m ³ /[g/s])	Exposure Location ⁽¹⁾ (Location of Maximum Risk)	Dispersion Factor (ug/m ³ /[g/s])	Exposure Location ⁽¹⁾ (Location of Maximum Risk)	Dispersion Factor (ug/m ³ /[g/s])	Exposure Location ⁽¹⁾ (Location of Maximum Risk)	Dispersion Factor (ug/m ³ /[g/s])		
OPERATING SCENARIO 2—SIGNIFICANT TEUs														
CFU101	1,136	2.51	1	0.29	10,103	2.14	1,220	0.37	2	0.21	10,103	2.14	10,240	10.59
CFU102	1,136	2.40	1	0.30	10,103	2.0	1,220	0.32	2	0.21	10,103	2.0	10,240	7.61
CFU103	1,136	2.37	1	0.30	10,103	2.4	1,220	0.20	2	0.21	10,103	2.4	10,240	3.00
CFU104	1,136	2.49	1	0.30	10,103	2.4	1,220	0.23	2	0.21	10,103	2.4	10,240	3.45
CFU105	1,136	2.83	1	0.29	10,103	2.5	1,220	0.63	2	0.21	10,103	2.5	10,240	12.02
CFU106	1,136	2.67	1	0.30	10,103	2.5	1,220	0.31	2	0.21	10,103	2.5	10,240	3.74
CFU107	1,136	2.81	1	0.29	10,103	2.2	1,220	0.51	2	0.21	10,103	2.2	10,240	9.72
CFU108	1,136	2.75	1	0.30	10,103	2.4	1,220	0.37	2	0.21	10,103	2.4	10,240	8.02
CFU109	1,136	2.80	1	0.29	10,103	3.2	1,220	0.77	2	0.21	10,103	3.2	10,240	50.16
CFU110	1,136	2.66	1	0.29	10,103	2.4	1,220	0.50	2	0.21	10,103	2.4	10,240	9.59
CFU111	1,136	2.73	1	0.29	10,103	2.6	1,220	0.59	2	0.21	10,103	2.6	10,240	21.25
CFU112	1,136	2.83	1	0.29	10,103	3.2	1,220	0.89	2	0.20	10,103	3.2	10,240	41.14
CFU116	1,136	0.48	1	0.56	10,103	1.5	1,220	0.29	2	0.43	10,103	1.5	10,240	14.27
CFU117	1,136	0.51	1	0.57	10,103	1.5	1,220	0.30	2	0.43	10,103	1.5	10,240	16.09
CFU118	1,136	0.45	1	0.56	10,103	1.5	1,220	0.27	2	0.43	10,103	1.5	10,240	13.70
CFU114	1,136	0.22	1	0.45	10,103	1.0	1,220	0.15	2	0.38	10,103	1.0	10,240	12.75
CFU115	1,136	0.16	1	0.45	10,103	0.6	1,220	0.12	2	0.37	10,103	0.6	10,240	7.66
CFU113	1,136	6.80	1	0.43	10,103	12.9	1,220	3.05	2	0.45	10,103	12.9	10,240	29.53
SSF01	1,136	178.69	1	11.04	10,103	189.7	1,220	165.14	2	15.26	10,103	189.7	10,240	6044.54
SSF02	1,136	178.74	1	11.06	10,103	182.9	1,220	160.51	2	15.34	10,103	182.9	10,240	6689.65
SSF05	1,136	242.70	1	11.29	10,103	173.8	1,220	275.90	2	14.91	10,103	173.8	10,240	2332.44
SSF16	1,136	49.29	1	20.09	10,103	33.8	1,220	34.70	2	34.58	10,103	33.8	10,240	419.45
SSF17	1,136	46.88	1	20.40	10,103	32.5	1,220	33.35	2	35.37	10,103	32.5	10,240	406.23
SSF18	1,136	47.48	1	20.33	10,103	32.8	1,220	33.79	2	35.40	10,103	32.8	10,240	412.49
SSF03	1,136	263.70	1	11.68	10,103	169.2	1,220	202.55	2	15.65	10,103	169.2	10,240	1859.28
SSF04	1,136	263.45	1	11.65	10,103	171.4	1,220	208.65	2	15.58	10,103	171.4	10,240	2221.89
SSF06	1,136	259.10	1	11.54	10,103	175.0	1,220	227.85	2	15.35	10,103	175.0	10,240	2812.85
SSF07	1,136	247.22	1	11.36	10,103	174.9	1,220	264.77	2	15.02	10,103	174.9	10,240	2433.11
SSF08	1,136	255.27	1	11.48	10,103	175.2	1,220	234.87	2	15.24	10,103	175.2	10,240	2812.61
SSF09	1,136	166.83	1	10.63	10,103	227.3	1,220	193.34	2	14.48	10,103	227.3	10,240	3175.81
SSF10	1,136	175.85	1	10.93	10,103	209.2	1,220	179.28	2	15.00	10,103	209.2	10,240	4237.98
SSF11	1,136	173.59	1	10.86	10,103	214.7	1,220	182.84	2	14.87	10,103	214.7	10,240	3724.03
SSF12	1,136	166.28	1	10.63	10,103	233.1	1,220	201.67	2	14.44	10,103	233.1	10,240	3061.69
SSF14	1,136	43.50	1	20.71	10,103	30.0	1,220	31.70	2	37.39	10,103	30.0	10,240	362.13
SSF15	1,136	43.87	1	20.57	10,103	30.1	1,220	31.94	2	37.27	10,103	30.1	10,240	361.86
SSF13	1,136	164.15	1	10.60	10,103	243.5	1,220	221.53	2	14.32	10,103	243.5	10,240	2776.80

**Table 6-8
Production Scenario 2—Maximum Predicted Risk Exposure Location Per TEU
Hollingsworth & Vose Fiber Company—Corvallis, OR**

Modeled TEU	Cancer						Chronic Noncancer						Acute Noncancer	
	Residential		Child		Worker		Residential		Child		Worker		Exposure Location ⁽¹⁾ (Location of Maximum Risk)	Dispersion Factor (ug/m ³ /[g/s])
	Exposure Location ⁽¹⁾ (Location of Maximum Risk)	Dispersion Factor (ug/m ³ /[g/s])	Exposure Location ⁽¹⁾ (Location of Maximum Risk)	Dispersion Factor (ug/m ³ /[g/s])	Exposure Location ⁽¹⁾ (Location of Maximum Risk)	Dispersion Factor (ug/m ³ /[g/s])	Exposure Location ⁽¹⁾ (Location of Maximum Risk)	Dispersion Factor (ug/m ³ /[g/s])	Exposure Location ⁽¹⁾ (Location of Maximum Risk)	Dispersion Factor (ug/m ³ /[g/s])	Exposure Location ⁽¹⁾ (Location of Maximum Risk)	Dispersion Factor (ug/m ³ /[g/s])		
PRODUCTION SCENARIO 2—SIGNIFICANT TEUs														
SILO1	1,136	22.89	1	1.06	10,103	26.5	1,220	29.90	2	1.94	10,103	26.5	10,240	192.84
SILO2	1,136	0.95	1	1.81	10,103	2.6	1,220	0.71	2	4.36	10,103	2.6	10,240	40.93
BBBH	1,136	21.23	1	2.10	10,103	118.4	1,220	31.15	2	5.18	10,103	118.4	10,240	454.16
GPI_A	1,136	48.80	1	5.78	10,103	205.6	1,220	72.38	2	9.62	10,103	205.6	10,240	583.99
GPI_B	1,136	48.25	1	5.76	10,103	177.6	1,220	74.03	2	9.53	10,103	177.6	10,240	543.11
BHBH	1,136	65.29	1	8.77	10,103	531.3	1,220	89.73	2	12.36	10,103	531.3	10,240	565.40
CT1_2	1,136	14.12	1	3.61	10,103	37.5	1,220	16.79	2	5.91	10,103	37.5	10,240	448.78
CT3A	1,136	12.35	1	2.21	10,103	38.5	1,220	14.54	2	4.09	10,103	38.5	10,240	315.71
CT3B	1,136	12.43	1	2.21	10,103	36.6	1,220	14.67	2	4.09	10,103	36.6	10,240	191.52
CT4	1,136	3.27	1	3.40	10,103	8.1	1,220	2.47	2	10.50	10,103	8.1	10,240	115.08
PAINT	1,136	127.63	1	9.77	10,103	1298.1	1,220	190.52	2	13.85	10,103	1298.1	10,240	2160.94
EGEN1	1,136	7.55	1	0.48	10,103	16.8	1,220	10.80	2	0.57	10,103	16.8	10,240	48.47
EGEN2	1,136	8.81	1	0.87	10,103	33.1	1,220	15.55	2	2.96	10,103	33.1	10,240	188.20
PRODUCTION SCENARIO 2—GAS COMBUSTION TEUs														
CFU113NG	10,213	0.90	2	0.45	10,215	0.91	10,213	0.90	2	0.45	10,215	0.91	10,121	7.20
NG	10,213	10.58	2	1.31	10,215	11.0	10,213	10.58	2	1.31	10,215	11.0	10,121	88.41

Notes

g = gram; m³ = cubic meter; m = meter; s = second; TEU = toxic emission unit; ug = micrograms; UTM = universal transverse mercator.

References

(1) Exposure location represents the highest predicted cumulative cancer or noncancer risk at following receptor ID and coordinates in the unit emission rate dispersion model:

Receptor ID	UTM X (m)	UTM Y (m)
1	478,569.73	4,933,304
2	479,156.75	4,934,053
1,136	479,462.91	4,933,191
1,220	479,512.91	4,933,141
10,103	479,714.19	4,933,169
10,121	479,129.48	4,933,472
10,213	479,111.28	4,933,474
10,215	479,077.58	4,933,430
10,240	479,591.38	4,933,252

**Table 6-9
Production Scenario 2—L3RA Results for Significant TEUs-Cancer Assessment
Hollingsworth & Vose Fiber Company—Corvallis, OR**

Toxic Air Contaminant	CAS	TAC Emission Rate ⁽¹⁾ (g/s)	Cancer								
			Residential			Nonresidential Child			Nonresidential Worker		
			Calculated Conc. ^(a) (ug/m ³)	RBC ⁽²⁾ (ug/m ³)	Risk ^(b) (chances-in-10 ⁶)	Calculated Conc. ^(a) (ug/m ³)	RBC ⁽²⁾ (ug/m ³)	Risk ^(b) (chances-in-10 ⁶)	Calculated Conc. ^(a) (ug/m ³)	RBC ⁽²⁾ (ug/m ³)	Risk ^(b) (chances-in-10 ⁶)
Exposure Location⁽³⁾			1136			1			10103		
Cumulative Facility-Wide Risk			2.9			<0.1			0.2		
CFU101											
Cumulative TEU Risk			--	--	0.11	--	--	6.7E-04	--	--	4.4E-03
Dispersion Factor (ug/m3/[g/s])			2.51			0.29			2.14		
Barium	7440-39-3	9.2E-07	2.3E-06	--	(4)	2.7E-07	--	(4)	2.0E-06	--	(4)
Cadmium	7440-43-9	9.6E-07	2.4E-06	5.6E-04	4.3E-03	2.8E-07	0.014	2.0E-05	2.1E-06	6.7E-03	3.1E-04
Chromium (total)	7440-47-3	8.9E-07	2.2E-06	--	(4)	2.6E-07	--	(4)	1.9E-06	--	(4)
Chromium VI	18540-29-9	8.9E-07	2.2E-06	3.1E-05	0.072	2.6E-07	5.2E-04	5.1E-04	1.9E-06	1.0E-03	1.9E-03
Copper	7440-50-8	5.3E-06	1.3E-05	--	(4)	1.6E-06	--	(4)	1.1E-05	--	(4)
Lead	7439-92-1	8.4E-06	2.1E-05	--	(4)	2.5E-06	--	(4)	1.8E-05	--	(4)
Manganese	7439-96-5	8.1E-07	2.0E-06	--	(4)	2.4E-07	--	(4)	1.7E-06	--	(4)
Mercury	7439-97-6	5.3E-08	1.3E-07	--	(4)	1.6E-08	--	(4)	1.1E-07	--	(4)
Molybdenum trioxide	1313-27-5	1.3E-06	3.3E-06	--	(4)	3.9E-07	--	(4)	2.9E-06	--	(4)
Nickel	7440-02-0	2.0E-06	5.1E-06	3.8E-03	1.3E-03	6.0E-07	0.10	6.0E-06	4.3E-06	0.046	9.4E-05
Phosphorus	504	2.4E-05	6.0E-05	--	(4)	7.1E-06	--	(4)	5.1E-05	--	(4)
Vanadium	7440-62-2	1.9E-06	4.7E-06	--	(4)	5.5E-07	--	(4)	4.0E-06	--	(4)
Zinc	7440-66-6	1.5E-05	3.8E-05	--	(4)	4.4E-06	--	(4)	3.2E-05	--	(4)
Ammonia	7664-41-7	2.6E-03	6.5E-03	--	(4)	7.6E-04	--	(4)	5.5E-03	--	(4)
Fluorides	239	1.7E-04	4.3E-04	--	(4)	5.1E-05	--	(4)	3.7E-04	--	(4)
Hydrogen Fluoride	7664-39-3	2.0E-05	5.0E-05	--	(4)	5.9E-06	--	(4)	4.3E-05	--	(4)
Glasswool Fibers	352	5.0E-05	1.3E-04	--	(4)	1.5E-05	--	(4)	1.1E-04	--	(4)
Silica, Crystalline	7631-86-9	5.0E-05	1.2E-04	--	(4)	1.5E-05	--	(4)	1.1E-04	--	(4)
Acetaldehyde	75-07-0	3.5E-06	8.7E-06	0.45	1.9E-05	1.0E-06	12.0	8.5E-08	7.4E-06	5.50	1.4E-06
Acetone	67-64-1	3.5E-04	8.7E-04	--	(4)	1.0E-04	--	(4)	7.4E-04	--	(4)
Acrolein	107-02-8	2.2E-06	5.5E-06	--	(4)	6.4E-07	--	(4)	4.7E-06	--	(4)
Benzene	71-43-2	3.1E-05	7.7E-05	0.13	5.9E-04	9.0E-06	3.30	2.7E-06	6.6E-05	1.50	4.4E-05
Ethylbenzene	100-41-4	2.5E-05	6.2E-05	0.40	1.5E-04	7.3E-06	10.0	7.3E-07	5.3E-05	4.80	1.1E-05
Formaldehyde	50-00-0	1.8E-03	4.5E-03	0.17	0.027	5.3E-04	4.30	1.2E-04	3.9E-03	2.00	1.9E-03
Hexane	110-54-3	5.6E-05	1.4E-04	--	(4)	1.6E-05	--	(4)	1.2E-04	--	(4)
2-Butanone	78-93-3	1.6E-05	4.0E-05	--	(4)	4.7E-06	--	(4)	3.4E-05	--	(4)
Toluene	108-88-3	1.4E-04	3.6E-04	--	(4)	4.2E-05	--	(4)	3.1E-04	--	(4)
Xylenes (mixed isomers)	1330-20-7	5.8E-05	1.5E-04	--	(4)	1.7E-05	--	(4)	1.3E-04	--	(4)
o-Xylene	95-47-6	2.8E-05	7.0E-05	--	(4)	8.2E-06	--	(4)	5.9E-05	--	(4)
PAHs	401	8.1E-08	2.0E-07	4.3E-05	4.7E-03	2.4E-08	1.6E-03	1.5E-05	1.7E-07	3.0E-03	5.8E-05
Benzo[a]pyrene	50-32-8	9.7E-10	2.4E-09	4.3E-05	5.6E-05	2.9E-10	1.6E-03	1.8E-07	2.1E-09	3.0E-03	6.9E-07
Naphthalene	91-20-3	2.4E-07	6.1E-07	0.029	2.1E-05	7.1E-08	0.76	9.4E-08	5.2E-07	0.35	1.5E-06

**Table 6-9
Production Scenario 2—L3RA Results for Significant TEUs-Cancer Assessment
Hollingsworth & Vose Fiber Company—Corvallis, OR**

Toxic Air Contaminant	CAS	TAC Emission Rate ⁽¹⁾ (g/s)	Cancer								
			Residential			Nonresidential Child			Nonresidential Worker		
			Calculated Conc. ^(a) (ug/m ³)	RBC ⁽²⁾ (ug/m ³)	Risk ^(b) (chances-in-10 ⁶)	Calculated Conc. ^(a) (ug/m ³)	RBC ⁽²⁾ (ug/m ³)	Risk ^(b) (chances-in-10 ⁶)	Calculated Conc. ^(a) (ug/m ³)	RBC ⁽²⁾ (ug/m ³)	Risk ^(b) (chances-in-10 ⁶)
Exposure Location⁽³⁾			1136			1			10103		
Cumulative Facility-Wide Risk			2.9			<0.1			0.2		
CFU102											
Cumulative TEU Risk			--	--	0.11	--	--	6.7E-04	--	--	4.0E-03
Dispersion Factor (ug/m3/[g/s])			2.40			0.30			1.97		
Barium	7440-39-3	9.2E-07	2.2E-06	--	(4)	2.7E-07	--	(4)	1.8E-06	--	(4)
Cadmium	7440-43-9	9.6E-07	2.3E-06	5.6E-04	4.1E-03	2.8E-07	0.014	2.0E-05	1.9E-06	6.7E-03	2.8E-04
Chromium (total)	7440-47-3	8.9E-07	2.1E-06	--	(4)	2.6E-07	--	(4)	1.8E-06	--	(4)
Chromium VI	18540-29-9	8.9E-07	2.1E-06	3.1E-05	0.069	2.6E-07	5.2E-04	5.1E-04	1.8E-06	1.0E-03	1.8E-03
Copper	7440-50-8	5.3E-06	1.3E-05	--	(4)	1.6E-06	--	(4)	1.0E-05	--	(4)
Lead	7439-92-1	8.4E-06	2.0E-05	--	(4)	2.5E-06	--	(4)	1.7E-05	--	(4)
Manganese	7439-96-5	8.1E-07	1.9E-06	--	(4)	2.4E-07	--	(4)	1.6E-06	--	(4)
Mercury	7439-97-6	5.3E-08	1.3E-07	--	(4)	1.6E-08	--	(4)	1.0E-07	--	(4)
Molybdenum trioxide	1313-27-5	1.3E-06	3.2E-06	--	(4)	3.9E-07	--	(4)	2.6E-06	--	(4)
Nickel	7440-02-0	2.0E-06	4.9E-06	3.8E-03	1.3E-03	6.0E-07	0.10	6.0E-06	4.0E-06	0.046	8.7E-05
Phosphorus	504	2.4E-05	5.7E-05	--	(4)	7.1E-06	--	(4)	4.7E-05	--	(4)
Vanadium	7440-62-2	1.9E-06	4.4E-06	--	(4)	5.5E-07	--	(4)	3.7E-06	--	(4)
Zinc	7440-66-6	1.5E-05	3.6E-05	--	(4)	4.4E-06	--	(4)	3.0E-05	--	(4)
Ammonia	7664-41-7	2.6E-03	6.2E-03	--	(4)	7.6E-04	--	(4)	5.1E-03	--	(4)
Fluorides	239	1.7E-04	4.1E-04	--	(4)	5.1E-05	--	(4)	3.4E-04	--	(4)
Hydrogen Fluoride	7664-39-3	2.0E-05	4.8E-05	--	(4)	5.9E-06	--	(4)	3.9E-05	--	(4)
Glasswool Fibers	352	5.0E-05	1.2E-04	--	(4)	1.5E-05	--	(4)	9.9E-05	--	(4)
Silica, Crystalline	7631-86-9	5.0E-05	1.2E-04	--	(4)	1.5E-05	--	(4)	9.8E-05	--	(4)
Acetaldehyde	75-07-0	3.5E-06	8.3E-06	0.45	1.8E-05	1.0E-06	12.0	8.5E-08	6.8E-06	5.50	1.2E-06
Acetone	67-64-1	3.5E-04	8.3E-04	--	(4)	1.0E-04	--	(4)	6.8E-04	--	(4)
Acrolein	107-02-8	2.2E-06	5.2E-06	--	(4)	6.4E-07	--	(4)	4.3E-06	--	(4)
Benzene	71-43-2	3.1E-05	7.3E-05	0.13	5.6E-04	9.0E-06	3.30	2.7E-06	6.0E-05	1.50	4.0E-05
Ethylbenzene	100-41-4	2.5E-05	5.9E-05	0.40	1.5E-04	7.3E-06	10.0	7.3E-07	4.8E-05	4.80	1.0E-05
Formaldehyde	50-00-0	1.8E-03	4.3E-03	0.17	0.026	5.3E-04	4.30	1.2E-04	3.6E-03	2.00	1.8E-03
Hexane	110-54-3	5.6E-05	1.3E-04	--	(4)	1.6E-05	--	(4)	1.1E-04	--	(4)
2-Butanone	78-93-3	1.6E-05	3.8E-05	--	(4)	4.7E-06	--	(4)	3.1E-05	--	(4)
Toluene	108-88-3	1.4E-04	3.4E-04	--	(4)	4.2E-05	--	(4)	2.8E-04	--	(4)
Xylenes (mixed isomers)	1330-20-7	5.8E-05	1.4E-04	--	(4)	1.7E-05	--	(4)	1.2E-04	--	(4)
o-Xylene	95-47-6	2.8E-05	6.6E-05	--	(4)	8.2E-06	--	(4)	5.5E-05	--	(4)
PAHs	401	8.1E-08	1.9E-07	4.3E-05	4.5E-03	2.4E-08	1.6E-03	1.5E-05	1.6E-07	3.0E-03	5.3E-05
Benzo[a]pyrene	50-32-8	9.7E-10	2.3E-09	4.3E-05	5.4E-05	2.9E-10	1.6E-03	1.8E-07	1.9E-09	3.0E-03	6.3E-07
Naphthalene	91-20-3	2.4E-07	5.8E-07	0.029	2.0E-05	7.1E-08	0.76	9.4E-08	4.8E-07	0.35	1.4E-06

**Table 6-9
Production Scenario 2—L3RA Results for Significant TEUs-Cancer Assessment
Hollingsworth & Vose Fiber Company—Corvallis, OR**

Toxic Air Contaminant	CAS	TAC Emission Rate ⁽¹⁾ (g/s)	Cancer								
			Residential			Nonresidential Child			Nonresidential Worker		
			Calculated Conc. ^(a) (ug/m ³)	RBC ⁽²⁾ (ug/m ³)	Risk ^(b) (chances-in-10 ⁶)	Calculated Conc. ^(a) (ug/m ³)	RBC ⁽²⁾ (ug/m ³)	Risk ^(b) (chances-in-10 ⁶)	Calculated Conc. ^(a) (ug/m ³)	RBC ⁽²⁾ (ug/m ³)	Risk ^(b) (chances-in-10 ⁶)
Exposure Location⁽³⁾			1136			1			10103		
Cumulative Facility-Wide Risk			2.9			<0.1			0.2		
CFU103											
Cumulative TEU Risk			--	--	0.10	--	--	6.8E-04	--	--	4.8E-03
Dispersion Factor (ug/m3/[g/s])			2.37			0.30			2.35		
Barium	7440-39-3	9.2E-07	2.2E-06	--	(4)	2.8E-07	--	(4)	2.2E-06	--	(4)
Cadmium	7440-43-9	9.6E-07	2.3E-06	5.6E-04	4.0E-03	2.9E-07	0.014	2.0E-05	2.3E-06	6.7E-03	3.4E-04
Chromium (total)	7440-47-3	8.9E-07	2.1E-06	--	(4)	2.7E-07	--	(4)	2.1E-06	--	(4)
Chromium VI	18540-29-9	8.9E-07	2.1E-06	3.1E-05	0.068	2.7E-07	5.2E-04	5.1E-04	2.1E-06	1.0E-03	2.1E-03
Copper	7440-50-8	5.3E-06	1.3E-05	--	(4)	1.6E-06	--	(4)	1.2E-05	--	(4)
Lead	7439-92-1	8.4E-06	2.0E-05	--	(4)	2.5E-06	--	(4)	2.0E-05	--	(4)
Manganese	7439-96-5	8.1E-07	1.9E-06	--	(4)	2.4E-07	--	(4)	1.9E-06	--	(4)
Mercury	7439-97-6	5.3E-08	1.3E-07	--	(4)	1.6E-08	--	(4)	1.3E-07	--	(4)
Molybdenum trioxide	1313-27-5	1.3E-06	3.1E-06	--	(4)	4.0E-07	--	(4)	3.1E-06	--	(4)
Nickel	7440-02-0	2.0E-06	4.8E-06	3.8E-03	1.3E-03	6.1E-07	0.10	6.1E-06	4.8E-06	0.046	1.0E-04
Phosphorus	504	2.4E-05	5.7E-05	--	(4)	7.2E-06	--	(4)	5.6E-05	--	(4)
Vanadium	7440-62-2	1.9E-06	4.4E-06	--	(4)	5.6E-07	--	(4)	4.4E-06	--	(4)
Zinc	7440-66-6	1.5E-05	3.6E-05	--	(4)	4.5E-06	--	(4)	3.5E-05	--	(4)
Ammonia	7664-41-7	2.6E-03	6.1E-03	--	(4)	7.7E-04	--	(4)	6.1E-03	--	(4)
Fluorides	239	1.7E-04	4.1E-04	--	(4)	5.2E-05	--	(4)	4.0E-04	--	(4)
Hydrogen Fluoride	7664-39-3	2.0E-05	4.7E-05	--	(4)	6.0E-06	--	(4)	4.7E-05	--	(4)
Glasswool Fibers	352	5.0E-05	1.2E-04	--	(4)	1.5E-05	--	(4)	1.2E-04	--	(4)
Silica, Crystalline	7631-86-9	5.0E-05	1.2E-04	--	(4)	1.5E-05	--	(4)	1.2E-04	--	(4)
Acetaldehyde	75-07-0	3.5E-06	8.2E-06	0.45	1.8E-05	1.0E-06	12.0	8.7E-08	8.2E-06	5.50	1.5E-06
Acetone	67-64-1	3.5E-04	8.2E-04	--	(4)	1.0E-04	--	(4)	8.1E-04	--	(4)
Acrolein	107-02-8	2.2E-06	5.2E-06	--	(4)	6.5E-07	--	(4)	5.1E-06	--	(4)
Benzene	71-43-2	3.1E-05	7.2E-05	0.13	5.6E-04	9.2E-06	3.30	2.8E-06	7.2E-05	1.50	4.8E-05
Ethylbenzene	100-41-4	2.5E-05	5.8E-05	0.40	1.5E-04	7.4E-06	10.0	7.4E-07	5.8E-05	4.80	1.2E-05
Formaldehyde	50-00-0	1.8E-03	4.3E-03	0.17	0.025	5.4E-04	4.30	1.3E-04	4.3E-03	2.00	2.1E-03
Hexane	110-54-3	5.6E-05	1.3E-04	--	(4)	1.7E-05	--	(4)	1.3E-04	--	(4)
2-Butanone	78-93-3	1.6E-05	3.8E-05	--	(4)	4.8E-06	--	(4)	3.7E-05	--	(4)
Toluene	108-88-3	1.4E-04	3.4E-04	--	(4)	4.3E-05	--	(4)	3.4E-04	--	(4)
Xylenes (mixed isomers)	1330-20-7	5.8E-05	1.4E-04	--	(4)	1.8E-05	--	(4)	1.4E-04	--	(4)
o-Xylene	95-47-6	2.8E-05	6.6E-05	--	(4)	8.3E-06	--	(4)	6.5E-05	--	(4)
PAHs	401	8.1E-08	1.9E-07	4.3E-05	4.4E-03	2.4E-08	1.6E-03	1.5E-05	1.9E-07	3.0E-03	6.3E-05
Benzo[a]pyrene	50-32-8	9.7E-10	2.3E-09	4.3E-05	5.3E-05	2.9E-10	1.6E-03	1.8E-07	2.3E-09	3.0E-03	7.6E-07
Naphthalene	91-20-3	2.4E-07	5.7E-07	0.029	2.0E-05	7.3E-08	0.76	9.5E-08	5.7E-07	0.35	1.6E-06

**Table 6-9
Production Scenario 2—L3RA Results for Significant TEUs-Cancer Assessment
Hollingsworth & Vose Fiber Company—Corvallis, OR**

Toxic Air Contaminant	CAS	TAC Emission Rate ⁽¹⁾ (g/s)	Cancer								
			Residential			Nonresidential Child			Nonresidential Worker		
			Calculated Conc. ^(a) (ug/m ³)	RBC ⁽²⁾ (ug/m ³)	Risk ^(b) (chances-in-10 ⁶)	Calculated Conc. ^(a) (ug/m ³)	RBC ⁽²⁾ (ug/m ³)	Risk ^(b) (chances-in-10 ⁶)	Calculated Conc. ^(a) (ug/m ³)	RBC ⁽²⁾ (ug/m ³)	Risk ^(b) (chances-in-10 ⁶)
Exposure Location⁽³⁾			1136			1			10103		
Cumulative Facility-Wide Risk			2.9			<0.1			0.2		
CFU104											
Cumulative TEU Risk			--	--	0.11	--	--	6.8E-04	--	--	4.9E-03
Dispersion Factor (ug/m3/[g/s])			2.49			0.30			2.42		
Barium	7440-39-3	9.2E-07	2.3E-06	--	(4)	2.8E-07	--	(4)	2.2E-06	--	(4)
Cadmium	7440-43-9	9.6E-07	2.4E-06	5.6E-04	4.3E-03	2.9E-07	0.014	2.0E-05	2.3E-06	6.7E-03	3.5E-04
Chromium (total)	7440-47-3	8.9E-07	2.2E-06	--	(4)	2.7E-07	--	(4)	2.2E-06	--	(4)
Chromium VI	18540-29-9	8.9E-07	2.2E-06	3.1E-05	0.072	2.7E-07	5.2E-04	5.1E-04	2.2E-06	1.0E-03	2.2E-03
Copper	7440-50-8	5.3E-06	1.3E-05	--	(4)	1.6E-06	--	(4)	1.3E-05	--	(4)
Lead	7439-92-1	8.4E-06	2.1E-05	--	(4)	2.5E-06	--	(4)	2.0E-05	--	(4)
Manganese	7439-96-5	8.1E-07	2.0E-06	--	(4)	2.4E-07	--	(4)	2.0E-06	--	(4)
Mercury	7439-97-6	5.3E-08	1.3E-07	--	(4)	1.6E-08	--	(4)	1.3E-07	--	(4)
Molybdenum trioxide	1313-27-5	1.3E-06	3.3E-06	--	(4)	4.0E-07	--	(4)	3.2E-06	--	(4)
Nickel	7440-02-0	2.0E-06	5.1E-06	3.8E-03	1.3E-03	6.0E-07	0.10	6.0E-06	4.9E-06	0.046	1.1E-04
Phosphorus	504	2.4E-05	6.0E-05	--	(4)	7.2E-06	--	(4)	5.8E-05	--	(4)
Vanadium	7440-62-2	1.9E-06	4.6E-06	--	(4)	5.5E-07	--	(4)	4.5E-06	--	(4)
Zinc	7440-66-6	1.5E-05	3.7E-05	--	(4)	4.5E-06	--	(4)	3.6E-05	--	(4)
Ammonia	7664-41-7	2.6E-03	6.4E-03	--	(4)	7.7E-04	--	(4)	6.2E-03	--	(4)
Fluorides	239	1.7E-04	4.3E-04	--	(4)	5.1E-05	--	(4)	4.2E-04	--	(4)
Hydrogen Fluoride	7664-39-3	2.0E-05	5.0E-05	--	(4)	6.0E-06	--	(4)	4.8E-05	--	(4)
Glasswool Fibers	352	5.0E-05	1.3E-04	--	(4)	1.5E-05	--	(4)	1.2E-04	--	(4)
Silica, Crystalline	7631-86-9	5.0E-05	1.2E-04	--	(4)	1.5E-05	--	(4)	1.2E-04	--	(4)
Acetaldehyde	75-07-0	3.5E-06	8.7E-06	0.45	1.9E-05	1.0E-06	12.0	8.6E-08	8.4E-06	5.50	1.5E-06
Acetone	67-64-1	3.5E-04	8.6E-04	--	(4)	1.0E-04	--	(4)	8.3E-04	--	(4)
Acrolein	107-02-8	2.2E-06	5.4E-06	--	(4)	6.5E-07	--	(4)	5.3E-06	--	(4)
Benzene	71-43-2	3.1E-05	7.6E-05	0.13	5.9E-04	9.1E-06	3.30	2.8E-06	7.4E-05	1.50	4.9E-05
Ethylbenzene	100-41-4	2.5E-05	6.1E-05	0.40	1.5E-04	7.4E-06	10.0	7.4E-07	6.0E-05	4.80	1.2E-05
Formaldehyde	50-00-0	1.8E-03	4.5E-03	0.17	0.027	5.4E-04	4.30	1.3E-04	4.4E-03	2.00	2.2E-03
Hexane	110-54-3	5.6E-05	1.4E-04	--	(4)	1.7E-05	--	(4)	1.3E-04	--	(4)
2-Butanone	78-93-3	1.6E-05	4.0E-05	--	(4)	4.7E-06	--	(4)	3.8E-05	--	(4)
Toluene	108-88-3	1.4E-04	3.6E-04	--	(4)	4.3E-05	--	(4)	3.5E-04	--	(4)
Xylenes (mixed isomers)	1330-20-7	5.8E-05	1.5E-04	--	(4)	1.7E-05	--	(4)	1.4E-04	--	(4)
o-Xylene	95-47-6	2.8E-05	6.9E-05	--	(4)	8.3E-06	--	(4)	6.7E-05	--	(4)
PAHs	401	8.1E-08	2.0E-07	4.3E-05	4.7E-03	2.4E-08	1.6E-03	1.5E-05	2.0E-07	3.0E-03	6.5E-05
Benzo[a]pyrene	50-32-8	9.7E-10	2.4E-09	4.3E-05	5.6E-05	2.9E-10	1.6E-03	1.8E-07	2.3E-09	3.0E-03	7.8E-07
Naphthalene	91-20-3	2.4E-07	6.0E-07	0.029	2.1E-05	7.2E-08	0.76	9.5E-08	5.9E-07	0.35	1.7E-06

**Table 6-9
Production Scenario 2—L3RA Results for Significant TEUs-Cancer Assessment
Hollingsworth & Vose Fiber Company—Corvallis, OR**

Toxic Air Contaminant	CAS	TAC Emission Rate ⁽¹⁾ (g/s)	Cancer								
			Residential			Nonresidential Child			Nonresidential Worker		
			Calculated Conc. ^(a) (ug/m ³)	RBC ⁽²⁾ (ug/m ³)	Risk ^(b) (chances-in-10 ⁶)	Calculated Conc. ^(a) (ug/m ³)	RBC ⁽²⁾ (ug/m ³)	Risk ^(b) (chances-in-10 ⁶)	Calculated Conc. ^(a) (ug/m ³)	RBC ⁽²⁾ (ug/m ³)	Risk ^(b) (chances-in-10 ⁶)
Exposure Location⁽³⁾			1136			1			10103		
Cumulative Facility-Wide Risk			2.9			<0.1			0.2		
CFU105											
Cumulative TEU Risk			--	--	0.12	--	--	6.7E-04	--	--	5.1E-03
Dispersion Factor (ug/m3/[g/s])			2.83			0.29			2.51		
Barium	7440-39-3	9.2E-07	2.6E-06	--	(4)	2.7E-07	--	(4)	2.3E-06	--	(4)
Cadmium	7440-43-9	9.6E-07	2.7E-06	5.6E-04	4.8E-03	2.8E-07	0.014	2.0E-05	2.4E-06	6.7E-03	3.6E-04
Chromium (total)	7440-47-3	8.9E-07	2.5E-06	--	(4)	2.6E-07	--	(4)	2.2E-06	--	(4)
Chromium VI	18540-29-9	8.9E-07	2.5E-06	3.1E-05	0.081	2.6E-07	5.2E-04	5.0E-04	2.2E-06	1.0E-03	2.2E-03
Copper	7440-50-8	5.3E-06	1.5E-05	--	(4)	1.6E-06	--	(4)	1.3E-05	--	(4)
Lead	7439-92-1	8.4E-06	2.4E-05	--	(4)	2.5E-06	--	(4)	2.1E-05	--	(4)
Manganese	7439-96-5	8.1E-07	2.3E-06	--	(4)	2.4E-07	--	(4)	2.0E-06	--	(4)
Mercury	7439-97-6	5.3E-08	1.5E-07	--	(4)	1.6E-08	--	(4)	1.3E-07	--	(4)
Molybdenum trioxide	1313-27-5	1.3E-06	3.8E-06	--	(4)	3.9E-07	--	(4)	3.3E-06	--	(4)
Nickel	7440-02-0	2.0E-06	5.7E-06	3.8E-03	1.5E-03	5.9E-07	0.10	5.9E-06	5.1E-06	0.046	1.1E-04
Phosphorus	504	2.4E-05	6.8E-05	--	(4)	7.0E-06	--	(4)	6.0E-05	--	(4)
Vanadium	7440-62-2	1.9E-06	5.3E-06	--	(4)	5.4E-07	--	(4)	4.7E-06	--	(4)
Zinc	7440-66-6	1.5E-05	4.2E-05	--	(4)	4.4E-06	--	(4)	3.8E-05	--	(4)
Ammonia	7664-41-7	2.6E-03	7.3E-03	--	(4)	7.6E-04	--	(4)	6.5E-03	--	(4)
Fluorides	239	1.7E-04	4.9E-04	--	(4)	5.0E-05	--	(4)	4.3E-04	--	(4)
Hydrogen Fluoride	7664-39-3	2.0E-05	5.7E-05	--	(4)	5.9E-06	--	(4)	5.0E-05	--	(4)
Glasswool Fibers	352	5.0E-05	1.4E-04	--	(4)	1.5E-05	--	(4)	1.3E-04	--	(4)
Silica, Crystalline	7631-86-9	5.0E-05	1.4E-04	--	(4)	1.5E-05	--	(4)	1.2E-04	--	(4)
Acetaldehyde	75-07-0	3.5E-06	9.8E-06	0.45	2.2E-05	1.0E-06	12.0	8.5E-08	8.7E-06	5.50	1.6E-06
Acetone	67-64-1	3.5E-04	9.8E-04	--	(4)	1.0E-04	--	(4)	8.7E-04	--	(4)
Acrolein	107-02-8	2.2E-06	6.2E-06	--	(4)	6.4E-07	--	(4)	5.5E-06	--	(4)
Benzene	71-43-2	3.1E-05	8.7E-05	0.13	6.7E-04	9.0E-06	3.30	2.7E-06	7.7E-05	1.50	5.1E-05
Ethylbenzene	100-41-4	2.5E-05	7.0E-05	0.40	1.7E-04	7.2E-06	10.0	7.2E-07	6.2E-05	4.80	1.3E-05
Formaldehyde	50-00-0	1.8E-03	5.1E-03	0.17	0.030	5.3E-04	4.30	1.2E-04	4.6E-03	2.00	2.3E-03
Hexane	110-54-3	5.6E-05	1.6E-04	--	(4)	1.6E-05	--	(4)	1.4E-04	--	(4)
2-Butanone	78-93-3	1.6E-05	4.5E-05	--	(4)	4.7E-06	--	(4)	4.0E-05	--	(4)
Toluene	108-88-3	1.4E-04	4.1E-04	--	(4)	4.2E-05	--	(4)	3.6E-04	--	(4)
Xylenes (mixed isomers)	1330-20-7	5.8E-05	1.7E-04	--	(4)	1.7E-05	--	(4)	1.5E-04	--	(4)
o-Xylene	95-47-6	2.8E-05	7.9E-05	--	(4)	8.1E-06	--	(4)	7.0E-05	--	(4)
PAHs	401	8.1E-08	2.3E-07	4.3E-05	5.3E-03	2.4E-08	1.6E-03	1.5E-05	2.0E-07	3.0E-03	6.8E-05
Benzo[a]pyrene	50-32-8	9.7E-10	2.7E-09	4.3E-05	6.4E-05	2.8E-10	1.6E-03	1.8E-07	2.4E-09	3.0E-03	8.1E-07
Naphthalene	91-20-3	2.4E-07	6.9E-07	0.029	2.4E-05	7.1E-08	0.76	9.3E-08	6.1E-07	0.35	1.7E-06

**Table 6-9
Production Scenario 2—L3RA Results for Significant TEUs-Cancer Assessment
Hollingsworth & Vose Fiber Company—Corvallis, OR**

Toxic Air Contaminant	CAS	TAC Emission Rate ⁽¹⁾ (g/s)	Cancer								
			Residential			Nonresidential Child			Nonresidential Worker		
			Calculated Conc. ^(a) (ug/m ³)	RBC ⁽²⁾ (ug/m ³)	Risk ^(b) (chances-in-10 ⁶)	Calculated Conc. ^(a) (ug/m ³)	RBC ⁽²⁾ (ug/m ³)	Risk ^(b) (chances-in-10 ⁶)	Calculated Conc. ^(a) (ug/m ³)	RBC ⁽²⁾ (ug/m ³)	Risk ^(b) (chances-in-10 ⁶)
Exposure Location⁽³⁾			1136			1			10103		
Cumulative Facility-Wide Risk			2.9			<0.1			0.2		
CFU106											
Cumulative TEU Risk			--	--	0.12	--	--	6.8E-04	--	--	5.1E-03
Dispersion Factor (ug/m3/[g/s])			2.67			0.30			2.50		
Barium	7440-39-3	9.2E-07	2.5E-06	--	(4)	2.7E-07	--	(4)	2.3E-06	--	(4)
Cadmium	7440-43-9	9.6E-07	2.6E-06	5.6E-04	4.6E-03	2.8E-07	0.014	2.0E-05	2.4E-06	6.7E-03	3.6E-04
Chromium (total)	7440-47-3	8.9E-07	2.4E-06	--	(4)	2.6E-07	--	(4)	2.2E-06	--	(4)
Chromium VI	18540-29-9	8.9E-07	2.4E-06	3.1E-05	0.077	2.6E-07	5.2E-04	5.1E-04	2.2E-06	1.0E-03	2.2E-03
Copper	7440-50-8	5.3E-06	1.4E-05	--	(4)	1.6E-06	--	(4)	1.3E-05	--	(4)
Lead	7439-92-1	8.4E-06	2.3E-05	--	(4)	2.5E-06	--	(4)	2.1E-05	--	(4)
Manganese	7439-96-5	8.1E-07	2.2E-06	--	(4)	2.4E-07	--	(4)	2.0E-06	--	(4)
Mercury	7439-97-6	5.3E-08	1.4E-07	--	(4)	1.6E-08	--	(4)	1.3E-07	--	(4)
Molybdenum trioxide	1313-27-5	1.3E-06	3.6E-06	--	(4)	4.0E-07	--	(4)	3.3E-06	--	(4)
Nickel	7440-02-0	2.0E-06	5.4E-06	3.8E-03	1.4E-03	6.0E-07	0.10	6.0E-06	5.1E-06	0.046	1.1E-04
Phosphorus	504	2.4E-05	6.4E-05	--	(4)	7.1E-06	--	(4)	6.0E-05	--	(4)
Vanadium	7440-62-2	1.9E-06	5.0E-06	--	(4)	5.5E-07	--	(4)	4.6E-06	--	(4)
Zinc	7440-66-6	1.5E-05	4.0E-05	--	(4)	4.5E-06	--	(4)	3.7E-05	--	(4)
Ammonia	7664-41-7	2.6E-03	6.9E-03	--	(4)	7.7E-04	--	(4)	6.4E-03	--	(4)
Fluorides	239	1.7E-04	4.6E-04	--	(4)	5.1E-05	--	(4)	4.3E-04	--	(4)
Hydrogen Fluoride	7664-39-3	2.0E-05	5.3E-05	--	(4)	5.9E-06	--	(4)	5.0E-05	--	(4)
Glasswool Fibers	352	5.0E-05	1.3E-04	--	(4)	1.5E-05	--	(4)	1.3E-04	--	(4)
Silica, Crystalline	7631-86-9	5.0E-05	1.3E-04	--	(4)	1.5E-05	--	(4)	1.2E-04	--	(4)
Acetaldehyde	75-07-0	3.5E-06	9.3E-06	0.45	2.1E-05	1.0E-06	12.0	8.6E-08	8.7E-06	5.50	1.6E-06
Acetone	67-64-1	3.5E-04	9.2E-04	--	(4)	1.0E-04	--	(4)	8.6E-04	--	(4)
Acrolein	107-02-8	2.2E-06	5.8E-06	--	(4)	6.5E-07	--	(4)	5.4E-06	--	(4)
Benzene	71-43-2	3.1E-05	8.2E-05	0.13	6.3E-04	9.1E-06	3.30	2.8E-06	7.7E-05	1.50	5.1E-05
Ethylbenzene	100-41-4	2.5E-05	6.6E-05	0.40	1.6E-04	7.3E-06	10.0	7.3E-07	6.2E-05	4.80	1.3E-05
Formaldehyde	50-00-0	1.8E-03	4.8E-03	0.17	0.028	5.4E-04	4.30	1.3E-04	4.5E-03	2.00	2.3E-03
Hexane	110-54-3	5.6E-05	1.5E-04	--	(4)	1.7E-05	--	(4)	1.4E-04	--	(4)
2-Butanone	78-93-3	1.6E-05	4.2E-05	--	(4)	4.7E-06	--	(4)	4.0E-05	--	(4)
Toluene	108-88-3	1.4E-04	3.8E-04	--	(4)	4.3E-05	--	(4)	3.6E-04	--	(4)
Xylenes (mixed isomers)	1330-20-7	5.8E-05	1.6E-04	--	(4)	1.7E-05	--	(4)	1.5E-04	--	(4)
o-Xylene	95-47-6	2.8E-05	7.4E-05	--	(4)	8.2E-06	--	(4)	6.9E-05	--	(4)
PAHs	401	8.1E-08	2.2E-07	4.3E-05	5.0E-03	2.4E-08	1.6E-03	1.5E-05	2.0E-07	3.0E-03	6.7E-05
Benzo[a]pyrene	50-32-8	9.7E-10	2.6E-09	4.3E-05	6.0E-05	2.9E-10	1.6E-03	1.8E-07	2.4E-09	3.0E-03	8.1E-07
Naphthalene	91-20-3	2.4E-07	6.5E-07	0.029	2.2E-05	7.2E-08	0.76	9.5E-08	6.0E-07	0.35	1.7E-06

**Table 6-9
Production Scenario 2—L3RA Results for Significant TEUs-Cancer Assessment
Hollingsworth & Vose Fiber Company—Corvallis, OR**

Toxic Air Contaminant	CAS	TAC Emission Rate ⁽¹⁾ (g/s)	Cancer								
			Residential			Nonresidential Child			Nonresidential Worker		
			Calculated Conc. ^(a) (ug/m ³)	RBC ⁽²⁾ (ug/m ³)	Risk ^(b) (chances-in-10 ⁶)	Calculated Conc. ^(a) (ug/m ³)	RBC ⁽²⁾ (ug/m ³)	Risk ^(b) (chances-in-10 ⁶)	Calculated Conc. ^(a) (ug/m ³)	RBC ⁽²⁾ (ug/m ³)	Risk ^(b) (chances-in-10 ⁶)
Exposure Location ⁽³⁾			1136			1			10103		
Cumulative Facility-Wide Risk			2.9			<0.1			0.2		
CFU107											
Cumulative TEU Risk			--	--	0.12	--	--	6.7E-04	--	--	4.5E-03
Dispersion Factor (ug/m3/[g/s])			2.81			0.29			2.19		
Barium	7440-39-3	9.2E-07	2.6E-06	--	(4)	2.7E-07	--	(4)	2.0E-06	--	(4)
Cadmium	7440-43-9	9.6E-07	2.7E-06	5.6E-04	4.8E-03	2.8E-07	0.014	2.0E-05	2.1E-06	6.7E-03	3.1E-04
Chromium (total)	7440-47-3	8.9E-07	2.5E-06	--	(4)	2.6E-07	--	(4)	1.9E-06	--	(4)
Chromium VI	18540-29-9	8.9E-07	2.5E-06	3.1E-05	0.081	2.6E-07	5.2E-04	5.0E-04	1.9E-06	1.0E-03	1.9E-03
Copper	7440-50-8	5.3E-06	1.5E-05	--	(4)	1.6E-06	--	(4)	1.2E-05	--	(4)
Lead	7439-92-1	8.4E-06	2.4E-05	--	(4)	2.5E-06	--	(4)	1.8E-05	--	(4)
Manganese	7439-96-5	8.1E-07	2.3E-06	--	(4)	2.4E-07	--	(4)	1.8E-06	--	(4)
Mercury	7439-97-6	5.3E-08	1.5E-07	--	(4)	1.6E-08	--	(4)	1.2E-07	--	(4)
Molybdenum trioxide	1313-27-5	1.3E-06	3.7E-06	--	(4)	3.9E-07	--	(4)	2.9E-06	--	(4)
Nickel	7440-02-0	2.0E-06	5.7E-06	3.8E-03	1.5E-03	5.9E-07	0.10	5.9E-06	4.4E-06	0.046	9.6E-05
Phosphorus	504	2.4E-05	6.7E-05	--	(4)	7.0E-06	--	(4)	5.2E-05	--	(4)
Vanadium	7440-62-2	1.9E-06	5.2E-06	--	(4)	5.5E-07	--	(4)	4.1E-06	--	(4)
Zinc	7440-66-6	1.5E-05	4.2E-05	--	(4)	4.4E-06	--	(4)	3.3E-05	--	(4)
Ammonia	7664-41-7	2.6E-03	7.3E-03	--	(4)	7.6E-04	--	(4)	5.6E-03	--	(4)
Fluorides	239	1.7E-04	4.8E-04	--	(4)	5.1E-05	--	(4)	3.8E-04	--	(4)
Hydrogen Fluoride	7664-39-3	2.0E-05	5.6E-05	--	(4)	5.9E-06	--	(4)	4.4E-05	--	(4)
Glasswool Fibers	352	5.0E-05	1.4E-04	--	(4)	1.5E-05	--	(4)	1.1E-04	--	(4)
Silica, Crystalline	7631-86-9	5.0E-05	1.4E-04	--	(4)	1.5E-05	--	(4)	1.1E-04	--	(4)
Acetaldehyde	75-07-0	3.5E-06	9.8E-06	0.45	2.2E-05	1.0E-06	12.0	8.5E-08	7.6E-06	5.50	1.4E-06
Acetone	67-64-1	3.5E-04	9.7E-04	--	(4)	1.0E-04	--	(4)	7.5E-04	--	(4)
Acrolein	107-02-8	2.2E-06	6.1E-06	--	(4)	6.4E-07	--	(4)	4.8E-06	--	(4)
Benzene	71-43-2	3.1E-05	8.6E-05	0.13	6.6E-04	9.0E-06	3.30	2.7E-06	6.7E-05	1.50	4.5E-05
Ethylbenzene	100-41-4	2.5E-05	6.9E-05	0.40	1.7E-04	7.2E-06	10.0	7.2E-07	5.4E-05	4.80	1.1E-05
Formaldehyde	50-00-0	1.8E-03	5.1E-03	0.17	0.030	5.3E-04	4.30	1.2E-04	4.0E-03	2.00	2.0E-03
Hexane	110-54-3	5.6E-05	1.6E-04	--	(4)	1.6E-05	--	(4)	1.2E-04	--	(4)
2-Butanone	78-93-3	1.6E-05	4.5E-05	--	(4)	4.7E-06	--	(4)	3.5E-05	--	(4)
Toluene	108-88-3	1.4E-04	4.0E-04	--	(4)	4.2E-05	--	(4)	3.1E-04	--	(4)
Xylenes (mixed isomers)	1330-20-7	5.8E-05	1.6E-04	--	(4)	1.7E-05	--	(4)	1.3E-04	--	(4)
o-Xylene	95-47-6	2.8E-05	7.8E-05	--	(4)	8.2E-06	--	(4)	6.1E-05	--	(4)
PAHs	401	8.1E-08	2.3E-07	4.3E-05	5.3E-03	2.4E-08	1.6E-03	1.5E-05	1.8E-07	3.0E-03	5.9E-05
Benzo[a]pyrene	50-32-8	9.7E-10	2.7E-09	4.3E-05	6.3E-05	2.8E-10	1.6E-03	1.8E-07	2.1E-09	3.0E-03	7.1E-07
Naphthalene	91-20-3	2.4E-07	6.8E-07	0.029	2.3E-05	7.1E-08	0.76	9.4E-08	5.3E-07	0.35	1.5E-06

**Table 6-9
Production Scenario 2—L3RA Results for Significant TEUs-Cancer Assessment
Hollingsworth & Vose Fiber Company—Corvallis, OR**

Toxic Air Contaminant	CAS	TAC Emission Rate ⁽¹⁾ (g/s)	Cancer								
			Residential			Nonresidential Child			Nonresidential Worker		
			Calculated Conc. ^(a) (ug/m ³)	RBC ⁽²⁾ (ug/m ³)	Risk ^(b) (chances-in-10 ⁶)	Calculated Conc. ^(a) (ug/m ³)	RBC ⁽²⁾ (ug/m ³)	Risk ^(b) (chances-in-10 ⁶)	Calculated Conc. ^(a) (ug/m ³)	RBC ⁽²⁾ (ug/m ³)	Risk ^(b) (chances-in-10 ⁶)
Exposure Location⁽³⁾			1136			1			10103		
Cumulative Facility-Wide Risk			2.9			<0.1			0.2		
CFU108											
Cumulative TEU Risk			--	--	0.12	--	--	6.8E-04	--	--	4.9E-03
Dispersion Factor (ug/m3/[g/s])			2.75			0.30			2.42		
Barium	7440-39-3	9.2E-07	2.5E-06	--	(4)	2.7E-07	--	(4)	2.2E-06	--	(4)
Cadmium	7440-43-9	9.6E-07	2.6E-06	5.6E-04	4.7E-03	2.8E-07	0.014	2.0E-05	2.3E-06	6.7E-03	3.5E-04
Chromium (total)	7440-47-3	8.9E-07	2.4E-06	--	(4)	2.6E-07	--	(4)	2.2E-06	--	(4)
Chromium VI	18540-29-9	8.9E-07	2.4E-06	3.1E-05	0.079	2.6E-07	5.2E-04	5.1E-04	2.2E-06	1.0E-03	2.2E-03
Copper	7440-50-8	5.3E-06	1.5E-05	--	(4)	1.6E-06	--	(4)	1.3E-05	--	(4)
Lead	7439-92-1	8.4E-06	2.3E-05	--	(4)	2.5E-06	--	(4)	2.0E-05	--	(4)
Manganese	7439-96-5	8.1E-07	2.2E-06	--	(4)	2.4E-07	--	(4)	2.0E-06	--	(4)
Mercury	7439-97-6	5.3E-08	1.5E-07	--	(4)	1.6E-08	--	(4)	1.3E-07	--	(4)
Molybdenum trioxide	1313-27-5	1.3E-06	3.7E-06	--	(4)	3.9E-07	--	(4)	3.2E-06	--	(4)
Nickel	7440-02-0	2.0E-06	5.6E-06	3.8E-03	1.5E-03	6.0E-07	0.10	6.0E-06	4.9E-06	0.046	1.1E-04
Phosphorus	504	2.4E-05	6.6E-05	--	(4)	7.1E-06	--	(4)	5.8E-05	--	(4)
Vanadium	7440-62-2	1.9E-06	5.1E-06	--	(4)	5.5E-07	--	(4)	4.5E-06	--	(4)
Zinc	7440-66-6	1.5E-05	4.1E-05	--	(4)	4.4E-06	--	(4)	3.6E-05	--	(4)
Ammonia	7664-41-7	2.6E-03	7.1E-03	--	(4)	7.6E-04	--	(4)	6.2E-03	--	(4)
Fluorides	239	1.7E-04	4.7E-04	--	(4)	5.1E-05	--	(4)	4.2E-04	--	(4)
Hydrogen Fluoride	7664-39-3	2.0E-05	5.5E-05	--	(4)	5.9E-06	--	(4)	4.8E-05	--	(4)
Glasswool Fibers	352	5.0E-05	1.4E-04	--	(4)	1.5E-05	--	(4)	1.2E-04	--	(4)
Silica, Crystalline	7631-86-9	5.0E-05	1.4E-04	--	(4)	1.5E-05	--	(4)	1.2E-04	--	(4)
Acetaldehyde	75-07-0	3.5E-06	9.5E-06	0.45	2.1E-05	1.0E-06	12.0	8.6E-08	8.4E-06	5.50	1.5E-06
Acetone	67-64-1	3.5E-04	9.5E-04	--	(4)	1.0E-04	--	(4)	8.3E-04	--	(4)
Acrolein	107-02-8	2.2E-06	6.0E-06	--	(4)	6.5E-07	--	(4)	5.3E-06	--	(4)
Benzene	71-43-2	3.1E-05	8.4E-05	0.13	6.5E-04	9.1E-06	3.30	2.8E-06	7.4E-05	1.50	4.9E-05
Ethylbenzene	100-41-4	2.5E-05	6.8E-05	0.40	1.7E-04	7.3E-06	10.0	7.3E-07	6.0E-05	4.80	1.2E-05
Formaldehyde	50-00-0	1.8E-03	5.0E-03	0.17	0.029	5.4E-04	4.30	1.2E-04	4.4E-03	2.00	2.2E-03
Hexane	110-54-3	5.6E-05	1.5E-04	--	(4)	1.7E-05	--	(4)	1.3E-04	--	(4)
2-Butanone	78-93-3	1.6E-05	4.4E-05	--	(4)	4.7E-06	--	(4)	3.8E-05	--	(4)
Toluene	108-88-3	1.4E-04	3.9E-04	--	(4)	4.2E-05	--	(4)	3.5E-04	--	(4)
Xylenes (mixed isomers)	1330-20-7	5.8E-05	1.6E-04	--	(4)	1.7E-05	--	(4)	1.4E-04	--	(4)
o-Xylene	95-47-6	2.8E-05	7.6E-05	--	(4)	8.2E-06	--	(4)	6.7E-05	--	(4)
PAHs	401	8.1E-08	2.2E-07	4.3E-05	5.2E-03	2.4E-08	1.6E-03	1.5E-05	2.0E-07	3.0E-03	6.5E-05
Benzo[a]pyrene	50-32-8	9.7E-10	2.7E-09	4.3E-05	6.2E-05	2.9E-10	1.6E-03	1.8E-07	2.3E-09	3.0E-03	7.8E-07
Naphthalene	91-20-3	2.4E-07	6.6E-07	0.029	2.3E-05	7.2E-08	0.76	9.4E-08	5.9E-07	0.35	1.7E-06

**Table 6-9
Production Scenario 2—L3RA Results for Significant TEUs-Cancer Assessment
Hollingsworth & Vose Fiber Company—Corvallis, OR**

Toxic Air Contaminant	CAS	TAC Emission Rate ⁽¹⁾ (g/s)	Cancer								
			Residential			Nonresidential Child			Nonresidential Worker		
			Calculated Conc. ^(a) (ug/m ³)	RBC ⁽²⁾ (ug/m ³)	Risk ^(b) (chances-in-10 ⁶)	Calculated Conc. ^(a) (ug/m ³)	RBC ⁽²⁾ (ug/m ³)	Risk ^(b) (chances-in-10 ⁶)	Calculated Conc. ^(a) (ug/m ³)	RBC ⁽²⁾ (ug/m ³)	Risk ^(b) (chances-in-10 ⁶)
Exposure Location⁽³⁾			1136			1			10103		
Cumulative Facility-Wide Risk			2.9			<0.1			0.2		
CFU109											
Cumulative TEU Risk			--	--	0.12	--	--	6.7E-04	--	--	6.6E-03
Dispersion Factor (ug/m3/[g/s])			2.80			0.29			3.24		
Barium	7440-39-3	9.2E-07	2.6E-06	--	(4)	2.7E-07	--	(4)	3.0E-06	--	(4)
Cadmium	7440-43-9	9.6E-07	2.7E-06	5.6E-04	4.8E-03	2.8E-07	0.014	2.0E-05	3.1E-06	6.7E-03	4.6E-04
Chromium (total)	7440-47-3	8.9E-07	2.5E-06	--	(4)	2.6E-07	--	(4)	2.9E-06	--	(4)
Chromium VI	18540-29-9	8.9E-07	2.5E-06	3.1E-05	0.081	2.6E-07	5.2E-04	5.0E-04	2.9E-06	1.0E-03	2.9E-03
Copper	7440-50-8	5.3E-06	1.5E-05	--	(4)	1.5E-06	--	(4)	1.7E-05	--	(4)
Lead	7439-92-1	8.4E-06	2.4E-05	--	(4)	2.5E-06	--	(4)	2.7E-05	--	(4)
Manganese	7439-96-5	8.1E-07	2.3E-06	--	(4)	2.4E-07	--	(4)	2.6E-06	--	(4)
Mercury	7439-97-6	5.3E-08	1.5E-07	--	(4)	1.6E-08	--	(4)	1.7E-07	--	(4)
Molybdenum trioxide	1313-27-5	1.3E-06	3.7E-06	--	(4)	3.9E-07	--	(4)	4.3E-06	--	(4)
Nickel	7440-02-0	2.0E-06	5.7E-06	3.8E-03	1.5E-03	5.9E-07	0.10	5.9E-06	6.6E-06	0.046	1.4E-04
Phosphorus	504	2.4E-05	6.7E-05	--	(4)	7.0E-06	--	(4)	7.8E-05	--	(4)
Vanadium	7440-62-2	1.9E-06	5.2E-06	--	(4)	5.4E-07	--	(4)	6.0E-06	--	(4)
Zinc	7440-66-6	1.5E-05	4.2E-05	--	(4)	4.4E-06	--	(4)	4.9E-05	--	(4)
Ammonia	7664-41-7	2.6E-03	7.2E-03	--	(4)	7.5E-04	--	(4)	8.4E-03	--	(4)
Fluorides	239	1.7E-04	4.8E-04	--	(4)	5.0E-05	--	(4)	5.6E-04	--	(4)
Hydrogen Fluoride	7664-39-3	2.0E-05	5.6E-05	--	(4)	5.8E-06	--	(4)	6.5E-05	--	(4)
Glasswool Fibers	352	5.0E-05	1.4E-04	--	(4)	1.5E-05	--	(4)	1.6E-04	--	(4)
Silica, Crystalline	7631-86-9	5.0E-05	1.4E-04	--	(4)	1.4E-05	--	(4)	1.6E-04	--	(4)
Acetaldehyde	75-07-0	3.5E-06	9.7E-06	0.45	2.2E-05	1.0E-06	12.0	8.4E-08	1.1E-05	5.50	2.0E-06
Acetone	67-64-1	3.5E-04	9.7E-04	--	(4)	1.0E-04	--	(4)	1.1E-03	--	(4)
Acrolein	107-02-8	2.2E-06	6.1E-06	--	(4)	6.4E-07	--	(4)	7.1E-06	--	(4)
Benzene	71-43-2	3.1E-05	8.6E-05	0.13	6.6E-04	8.9E-06	3.30	2.7E-06	9.9E-05	1.50	6.6E-05
Ethylbenzene	100-41-4	2.5E-05	6.9E-05	0.40	1.7E-04	7.2E-06	10.0	7.2E-07	8.0E-05	4.80	1.7E-05
Formaldehyde	50-00-0	1.8E-03	5.1E-03	0.17	0.030	5.3E-04	4.30	1.2E-04	5.9E-03	2.00	2.9E-03
Hexane	110-54-3	5.6E-05	1.6E-04	--	(4)	1.6E-05	--	(4)	1.8E-04	--	(4)
2-Butanone	78-93-3	1.6E-05	4.5E-05	--	(4)	4.6E-06	--	(4)	5.1E-05	--	(4)
Toluene	108-88-3	1.4E-04	4.0E-04	--	(4)	4.2E-05	--	(4)	4.6E-04	--	(4)
Xylenes (mixed isomers)	1330-20-7	5.8E-05	1.6E-04	--	(4)	1.7E-05	--	(4)	1.9E-04	--	(4)
o-Xylene	95-47-6	2.8E-05	7.8E-05	--	(4)	8.1E-06	--	(4)	9.0E-05	--	(4)
PAHs	401	8.1E-08	2.3E-07	4.3E-05	5.3E-03	2.4E-08	1.6E-03	1.5E-05	2.6E-07	3.0E-03	8.7E-05
Benzo[a]pyrene	50-32-8	9.7E-10	2.7E-09	4.3E-05	6.3E-05	2.8E-10	1.6E-03	1.8E-07	3.1E-09	3.0E-03	1.0E-06
Naphthalene	91-20-3	2.4E-07	6.8E-07	0.029	2.3E-05	7.1E-08	0.76	9.3E-08	7.8E-07	0.35	2.2E-06

**Table 6-9
Production Scenario 2—L3RA Results for Significant TEUs-Cancer Assessment
Hollingsworth & Vose Fiber Company—Corvallis, OR**

Toxic Air Contaminant	CAS	TAC Emission Rate ⁽¹⁾ (g/s)	Cancer								
			Residential			Nonresidential Child			Nonresidential Worker		
			Calculated Conc. ^(a) (ug/m ³)	RBC ⁽²⁾ (ug/m ³)	Risk ^(b) (chances-in-10 ⁶)	Calculated Conc. ^(a) (ug/m ³)	RBC ⁽²⁾ (ug/m ³)	Risk ^(b) (chances-in-10 ⁶)	Calculated Conc. ^(a) (ug/m ³)	RBC ⁽²⁾ (ug/m ³)	Risk ^(b) (chances-in-10 ⁶)
Exposure Location⁽³⁾			1136			1			10103		
Cumulative Facility-Wide Risk			2.9			<0.1			0.2		
CFU110											
Cumulative TEU Risk			--	--	0.12	--	--	6.7E-04	--	--	4.9E-03
Dispersion Factor (ug/m3/[g/s])			2.66			0.29			2.42		
Barium	7440-39-3	9.2E-07	2.5E-06	--	(4)	2.7E-07	--	(4)	2.2E-06	--	(4)
Cadmium	7440-43-9	9.6E-07	2.6E-06	5.6E-04	4.6E-03	2.8E-07	0.014	2.0E-05	2.3E-06	6.7E-03	3.5E-04
Chromium (total)	7440-47-3	8.9E-07	2.4E-06	--	(4)	2.6E-07	--	(4)	2.2E-06	--	(4)
Chromium VI	18540-29-9	8.9E-07	2.4E-06	3.1E-05	0.077	2.6E-07	5.2E-04	5.0E-04	2.2E-06	1.0E-03	2.2E-03
Copper	7440-50-8	5.3E-06	1.4E-05	--	(4)	1.6E-06	--	(4)	1.3E-05	--	(4)
Lead	7439-92-1	8.4E-06	2.2E-05	--	(4)	2.5E-06	--	(4)	2.0E-05	--	(4)
Manganese	7439-96-5	8.1E-07	2.2E-06	--	(4)	2.4E-07	--	(4)	2.0E-06	--	(4)
Mercury	7439-97-6	5.3E-08	1.4E-07	--	(4)	1.6E-08	--	(4)	1.3E-07	--	(4)
Molybdenum trioxide	1313-27-5	1.3E-06	3.5E-06	--	(4)	3.9E-07	--	(4)	3.2E-06	--	(4)
Nickel	7440-02-0	2.0E-06	5.4E-06	3.8E-03	1.4E-03	6.0E-07	0.10	6.0E-06	4.9E-06	0.046	1.1E-04
Phosphorus	504	2.4E-05	6.4E-05	--	(4)	7.0E-06	--	(4)	5.8E-05	--	(4)
Vanadium	7440-62-2	1.9E-06	4.9E-06	--	(4)	5.5E-07	--	(4)	4.5E-06	--	(4)
Zinc	7440-66-6	1.5E-05	4.0E-05	--	(4)	4.4E-06	--	(4)	3.6E-05	--	(4)
Ammonia	7664-41-7	2.6E-03	6.9E-03	--	(4)	7.6E-04	--	(4)	6.3E-03	--	(4)
Fluorides	239	1.7E-04	4.6E-04	--	(4)	5.1E-05	--	(4)	4.2E-04	--	(4)
Hydrogen Fluoride	7664-39-3	2.0E-05	5.3E-05	--	(4)	5.9E-06	--	(4)	4.8E-05	--	(4)
Glasswool Fibers	352	5.0E-05	1.3E-04	--	(4)	1.5E-05	--	(4)	1.2E-04	--	(4)
Silica, Crystalline	7631-86-9	5.0E-05	1.3E-04	--	(4)	1.5E-05	--	(4)	1.2E-04	--	(4)
Acetaldehyde	75-07-0	3.5E-06	9.2E-06	0.45	2.1E-05	1.0E-06	12.0	8.5E-08	8.4E-06	5.50	1.5E-06
Acetone	67-64-1	3.5E-04	9.2E-04	--	(4)	1.0E-04	--	(4)	8.4E-04	--	(4)
Acrolein	107-02-8	2.2E-06	5.8E-06	--	(4)	6.4E-07	--	(4)	5.3E-06	--	(4)
Benzene	71-43-2	3.1E-05	8.2E-05	0.13	6.3E-04	9.0E-06	3.30	2.7E-06	7.4E-05	1.50	4.9E-05
Ethylbenzene	100-41-4	2.5E-05	6.6E-05	0.40	1.6E-04	7.2E-06	10.0	7.2E-07	6.0E-05	4.80	1.2E-05
Formaldehyde	50-00-0	1.8E-03	4.8E-03	0.17	0.028	5.3E-04	4.30	1.2E-04	4.4E-03	2.00	2.2E-03
Hexane	110-54-3	5.6E-05	1.5E-04	--	(4)	1.6E-05	--	(4)	1.3E-04	--	(4)
2-Butanone	78-93-3	1.6E-05	4.2E-05	--	(4)	4.7E-06	--	(4)	3.9E-05	--	(4)
Toluene	108-88-3	1.4E-04	3.8E-04	--	(4)	4.2E-05	--	(4)	3.5E-04	--	(4)
Xylenes (mixed isomers)	1330-20-7	5.8E-05	1.6E-04	--	(4)	1.7E-05	--	(4)	1.4E-04	--	(4)
o-Xylene	95-47-6	2.8E-05	7.4E-05	--	(4)	8.2E-06	--	(4)	6.7E-05	--	(4)
PAHs	401	8.1E-08	2.1E-07	4.3E-05	5.0E-03	2.4E-08	1.6E-03	1.5E-05	2.0E-07	3.0E-03	6.5E-05
Benzo[a]pyrene	50-32-8	9.7E-10	2.6E-09	4.3E-05	6.0E-05	2.8E-10	1.6E-03	1.8E-07	2.3E-09	3.0E-03	7.8E-07
Naphthalene	91-20-3	2.4E-07	6.4E-07	0.029	2.2E-05	7.1E-08	0.76	9.4E-08	5.9E-07	0.35	1.7E-06

**Table 6-9
Production Scenario 2—L3RA Results for Significant TEUs-Cancer Assessment
Hollingsworth & Vose Fiber Company—Corvallis, OR**

Toxic Air Contaminant	CAS	TAC Emission Rate ⁽¹⁾ (g/s)	Cancer								
			Residential			Nonresidential Child			Nonresidential Worker		
			Calculated Conc. ^(a) (ug/m ³)	RBC ⁽²⁾ (ug/m ³)	Risk ^(b) (chances-in-10 ⁶)	Calculated Conc. ^(a) (ug/m ³)	RBC ⁽²⁾ (ug/m ³)	Risk ^(b) (chances-in-10 ⁶)	Calculated Conc. ^(a) (ug/m ³)	RBC ⁽²⁾ (ug/m ³)	Risk ^(b) (chances-in-10 ⁶)
Exposure Location ⁽³⁾			1136			1			10103		
Cumulative Facility-Wide Risk			2.9			<0.1			0.2		
CFU111											
Cumulative TEU Risk			--	--	0.12	--	--	6.7E-04	--	--	5.3E-03
Dispersion Factor (ug/m3/[g/s])			2.73			0.29			2.62		
Barium	7440-39-3	9.2E-07	2.5E-06	--	(4)	2.7E-07	--	(4)	2.4E-06	--	(4)
Cadmium	7440-43-9	9.6E-07	2.6E-06	5.6E-04	4.7E-03	2.8E-07	0.014	2.0E-05	2.5E-06	6.7E-03	3.7E-04
Chromium (total)	7440-47-3	8.9E-07	2.4E-06	--	(4)	2.6E-07	--	(4)	2.3E-06	--	(4)
Chromium VI	18540-29-9	8.9E-07	2.4E-06	3.1E-05	0.079	2.6E-07	5.2E-04	5.0E-04	2.3E-06	1.0E-03	2.3E-03
Copper	7440-50-8	5.3E-06	1.4E-05	--	(4)	1.5E-06	--	(4)	1.4E-05	--	(4)
Lead	7439-92-1	8.4E-06	2.3E-05	--	(4)	2.5E-06	--	(4)	2.2E-05	--	(4)
Manganese	7439-96-5	8.1E-07	2.2E-06	--	(4)	2.4E-07	--	(4)	2.1E-06	--	(4)
Mercury	7439-97-6	5.3E-08	1.5E-07	--	(4)	1.6E-08	--	(4)	1.4E-07	--	(4)
Molybdenum trioxide	1313-27-5	1.3E-06	3.6E-06	--	(4)	3.9E-07	--	(4)	3.5E-06	--	(4)
Nickel	7440-02-0	2.0E-06	5.5E-06	3.8E-03	1.5E-03	5.9E-07	0.10	5.9E-06	5.3E-06	0.046	1.2E-04
Phosphorus	504	2.4E-05	6.5E-05	--	(4)	7.0E-06	--	(4)	6.3E-05	--	(4)
Vanadium	7440-62-2	1.9E-06	5.1E-06	--	(4)	5.4E-07	--	(4)	4.9E-06	--	(4)
Zinc	7440-66-6	1.5E-05	4.1E-05	--	(4)	4.4E-06	--	(4)	3.9E-05	--	(4)
Ammonia	7664-41-7	2.6E-03	7.1E-03	--	(4)	7.6E-04	--	(4)	6.8E-03	--	(4)
Fluorides	239	1.7E-04	4.7E-04	--	(4)	5.0E-05	--	(4)	4.5E-04	--	(4)
Hydrogen Fluoride	7664-39-3	2.0E-05	5.5E-05	--	(4)	5.8E-06	--	(4)	5.2E-05	--	(4)
Glasswool Fibers	352	5.0E-05	1.4E-04	--	(4)	1.5E-05	--	(4)	1.3E-04	--	(4)
Silica, Crystalline	7631-86-9	5.0E-05	1.4E-04	--	(4)	1.5E-05	--	(4)	1.3E-04	--	(4)
Acetaldehyde	75-07-0	3.5E-06	9.5E-06	0.45	2.1E-05	1.0E-06	12.0	8.5E-08	9.1E-06	5.50	1.7E-06
Acetone	67-64-1	3.5E-04	9.4E-04	--	(4)	1.0E-04	--	(4)	9.0E-04	--	(4)
Acrolein	107-02-8	2.2E-06	6.0E-06	--	(4)	6.4E-07	--	(4)	5.7E-06	--	(4)
Benzene	71-43-2	3.1E-05	8.4E-05	0.13	6.4E-04	9.0E-06	3.30	2.7E-06	8.0E-05	1.50	5.3E-05
Ethylbenzene	100-41-4	2.5E-05	6.7E-05	0.40	1.7E-04	7.2E-06	10.0	7.2E-07	6.5E-05	4.80	1.3E-05
Formaldehyde	50-00-0	1.8E-03	4.9E-03	0.17	0.029	5.3E-04	4.30	1.2E-04	4.7E-03	2.00	2.4E-03
Hexane	110-54-3	5.6E-05	1.5E-04	--	(4)	1.6E-05	--	(4)	1.5E-04	--	(4)
2-Butanone	78-93-3	1.6E-05	4.3E-05	--	(4)	4.7E-06	--	(4)	4.2E-05	--	(4)
Toluene	108-88-3	1.4E-04	3.9E-04	--	(4)	4.2E-05	--	(4)	3.7E-04	--	(4)
Xylenes (mixed isomers)	1330-20-7	5.8E-05	1.6E-04	--	(4)	1.7E-05	--	(4)	1.5E-04	--	(4)
o-Xylene	95-47-6	2.8E-05	7.6E-05	--	(4)	8.1E-06	--	(4)	7.3E-05	--	(4)
PAHs	401	8.1E-08	2.2E-07	4.3E-05	5.1E-03	2.4E-08	1.6E-03	1.5E-05	2.1E-07	3.0E-03	7.0E-05
Benzo[a]pyrene	50-32-8	9.7E-10	2.6E-09	4.3E-05	6.2E-05	2.8E-10	1.6E-03	1.8E-07	2.5E-09	3.0E-03	8.5E-07
Naphthalene	91-20-3	2.4E-07	6.6E-07	0.029	2.3E-05	7.1E-08	0.76	9.3E-08	6.3E-07	0.35	1.8E-06

**Table 6-9
Production Scenario 2—L3RA Results for Significant TEUs-Cancer Assessment
Hollingsworth & Vose Fiber Company—Corvallis, OR**

Toxic Air Contaminant	CAS	TAC Emission Rate ⁽¹⁾ (g/s)	Cancer								
			Residential			Nonresidential Child			Nonresidential Worker		
			Calculated Conc. ^(a) (ug/m ³)	RBC ⁽²⁾ (ug/m ³)	Risk ^(b) (chances-in-10 ⁶)	Calculated Conc. ^(a) (ug/m ³)	RBC ⁽²⁾ (ug/m ³)	Risk ^(b) (chances-in-10 ⁶)	Calculated Conc. ^(a) (ug/m ³)	RBC ⁽²⁾ (ug/m ³)	Risk ^(b) (chances-in-10 ⁶)
Exposure Location⁽³⁾			1136			1			10103		
Cumulative Facility-Wide Risk			2.9			<0.1			0.2		
CFU112											
Cumulative TEU Risk			--	--	0.12	--	--	6.6E-04	--	--	6.5E-03
Dispersion Factor (ug/m3/[g/s])			2.83			0.29			3.20		
Barium	7440-39-3	9.2E-07	2.6E-06	--	(4)	2.7E-07	--	(4)	3.0E-06	--	(4)
Cadmium	7440-43-9	9.6E-07	2.7E-06	5.6E-04	4.8E-03	2.8E-07	0.014	2.0E-05	3.1E-06	6.7E-03	4.6E-04
Chromium (total)	7440-47-3	8.9E-07	2.5E-06	--	(4)	2.6E-07	--	(4)	2.9E-06	--	(4)
Chromium VI	18540-29-9	8.9E-07	2.5E-06	3.1E-05	0.081	2.6E-07	5.2E-04	5.0E-04	2.9E-06	1.0E-03	2.9E-03
Copper	7440-50-8	5.3E-06	1.5E-05	--	(4)	1.5E-06	--	(4)	1.7E-05	--	(4)
Lead	7439-92-1	8.4E-06	2.4E-05	--	(4)	2.4E-06	--	(4)	2.7E-05	--	(4)
Manganese	7439-96-5	8.1E-07	2.3E-06	--	(4)	2.3E-07	--	(4)	2.6E-06	--	(4)
Mercury	7439-97-6	5.3E-08	1.5E-07	--	(4)	1.5E-08	--	(4)	1.7E-07	--	(4)
Molybdenum trioxide	1313-27-5	1.3E-06	3.8E-06	--	(4)	3.9E-07	--	(4)	4.3E-06	--	(4)
Nickel	7440-02-0	2.0E-06	5.7E-06	3.8E-03	1.5E-03	5.9E-07	0.10	5.9E-06	6.5E-06	0.046	1.4E-04
Phosphorus	504	2.4E-05	6.8E-05	--	(4)	7.0E-06	--	(4)	7.7E-05	--	(4)
Vanadium	7440-62-2	1.9E-06	5.2E-06	--	(4)	5.4E-07	--	(4)	5.9E-06	--	(4)
Zinc	7440-66-6	1.5E-05	4.2E-05	--	(4)	4.4E-06	--	(4)	4.8E-05	--	(4)
Ammonia	7664-41-7	2.6E-03	7.3E-03	--	(4)	7.5E-04	--	(4)	8.3E-03	--	(4)
Fluorides	239	1.7E-04	4.9E-04	--	(4)	5.0E-05	--	(4)	5.5E-04	--	(4)
Hydrogen Fluoride	7664-39-3	2.0E-05	5.6E-05	--	(4)	5.8E-06	--	(4)	6.4E-05	--	(4)
Glasswool Fibers	352	5.0E-05	1.4E-04	--	(4)	1.5E-05	--	(4)	1.6E-04	--	(4)
Silica, Crystalline	7631-86-9	5.0E-05	1.4E-04	--	(4)	1.4E-05	--	(4)	1.6E-04	--	(4)
Acetaldehyde	75-07-0	3.5E-06	9.8E-06	0.45	2.2E-05	1.0E-06	12.0	8.4E-08	1.1E-05	5.50	2.0E-06
Acetone	67-64-1	3.5E-04	9.8E-04	--	(4)	1.0E-04	--	(4)	1.1E-03	--	(4)
Acrolein	107-02-8	2.2E-06	6.2E-06	--	(4)	6.3E-07	--	(4)	7.0E-06	--	(4)
Benzene	71-43-2	3.1E-05	8.7E-05	0.13	6.7E-04	8.9E-06	3.30	2.7E-06	9.8E-05	1.50	6.5E-05
Ethylbenzene	100-41-4	2.5E-05	7.0E-05	0.40	1.7E-04	7.1E-06	10.0	7.1E-07	7.9E-05	4.80	1.6E-05
Formaldehyde	50-00-0	1.8E-03	5.1E-03	0.17	0.030	5.2E-04	4.30	1.2E-04	5.8E-03	2.00	2.9E-03
Hexane	110-54-3	5.6E-05	1.6E-04	--	(4)	1.6E-05	--	(4)	1.8E-04	--	(4)
2-Butanone	78-93-3	1.6E-05	4.5E-05	--	(4)	4.6E-06	--	(4)	5.1E-05	--	(4)
Toluene	108-88-3	1.4E-04	4.0E-04	--	(4)	4.1E-05	--	(4)	4.6E-04	--	(4)
Xylenes (mixed isomers)	1330-20-7	5.8E-05	1.7E-04	--	(4)	1.7E-05	--	(4)	1.9E-04	--	(4)
o-Xylene	95-47-6	2.8E-05	7.8E-05	--	(4)	8.0E-06	--	(4)	8.9E-05	--	(4)
PAHs	401	8.1E-08	2.3E-07	4.3E-05	5.3E-03	2.3E-08	1.6E-03	1.5E-05	2.6E-07	3.0E-03	8.6E-05
Benzo[a]pyrene	50-32-8	9.7E-10	2.7E-09	4.3E-05	6.4E-05	2.8E-10	1.6E-03	1.8E-07	3.1E-09	3.0E-03	1.0E-06
Naphthalene	91-20-3	2.4E-07	6.8E-07	0.029	2.4E-05	7.0E-08	0.76	9.2E-08	7.7E-07	0.35	2.2E-06

**Table 6-9
Production Scenario 2—L3RA Results for Significant TEUs-Cancer Assessment
Hollingsworth & Vose Fiber Company—Corvallis, OR**

Toxic Air Contaminant	CAS	TAC Emission Rate ⁽¹⁾ (g/s)	Cancer								
			Residential			Nonresidential Child			Nonresidential Worker		
			Calculated Conc. ^(a) (ug/m ³)	RBC ⁽²⁾ (ug/m ³)	Risk ^(b) (chances-in-10 ⁶)	Calculated Conc. ^(a) (ug/m ³)	RBC ⁽²⁾ (ug/m ³)	Risk ^(b) (chances-in-10 ⁶)	Calculated Conc. ^(a) (ug/m ³)	RBC ⁽²⁾ (ug/m ³)	Risk ^(b) (chances-in-10 ⁶)
Exposure Location⁽³⁾			1136			1			10103		
Cumulative Facility-Wide Risk			2.9			<0.1			0.2		
CFU116											
Cumulative TEU Risk			--	--	0.021	--	--	1.3E-03	--	--	3.1E-03
Dispersion Factor (ug/m3/[g/s])			0.48			0.56			1.53		
Barium	7440-39-3	9.2E-07	4.4E-07	--	(4)	5.2E-07	--	(4)	1.4E-06	--	(4)
Cadmium	7440-43-9	9.6E-07	4.6E-07	5.6E-04	8.2E-04	5.4E-07	0.014	3.8E-05	1.5E-06	6.7E-03	2.2E-04
Chromium (total)	7440-47-3	8.9E-07	4.3E-07	--	(4)	5.0E-07	--	(4)	1.4E-06	--	(4)
Chromium VI	18540-29-9	8.9E-07	4.3E-07	3.1E-05	0.014	5.0E-07	5.2E-04	9.6E-04	1.4E-06	1.0E-03	1.4E-03
Copper	7440-50-8	5.3E-06	2.5E-06	--	(4)	3.0E-06	--	(4)	8.1E-06	--	(4)
Lead	7439-92-1	8.4E-06	4.1E-06	--	(4)	4.7E-06	--	(4)	1.3E-05	--	(4)
Manganese	7439-96-5	8.1E-07	3.9E-07	--	(4)	4.5E-07	--	(4)	1.2E-06	--	(4)
Mercury	7439-97-6	5.3E-08	2.6E-08	--	(4)	3.0E-08	--	(4)	8.1E-08	--	(4)
Molybdenum trioxide	1313-27-5	1.3E-06	6.4E-07	--	(4)	7.5E-07	--	(4)	2.0E-06	--	(4)
Nickel	7440-02-0	2.0E-06	9.7E-07	3.8E-03	2.6E-04	1.1E-06	0.10	1.1E-05	3.1E-06	0.046	6.7E-05
Phosphorus	504	2.4E-05	1.2E-05	--	(4)	1.3E-05	--	(4)	3.7E-05	--	(4)
Vanadium	7440-62-2	1.9E-06	8.9E-07	--	(4)	1.0E-06	--	(4)	2.8E-06	--	(4)
Zinc	7440-66-6	1.5E-05	7.2E-06	--	(4)	8.4E-06	--	(4)	2.3E-05	--	(4)
Ammonia	7664-41-7	2.6E-03	1.2E-03	--	(4)	1.4E-03	--	(4)	3.9E-03	--	(4)
Fluorides	239	1.7E-04	8.3E-05	--	(4)	9.7E-05	--	(4)	2.6E-04	--	(4)
Hydrogen Fluoride	7664-39-3	2.0E-05	9.6E-06	--	(4)	1.1E-05	--	(4)	3.1E-05	--	(4)
Glasswool Fibers	352	5.0E-05	2.4E-05	--	(4)	2.8E-05	--	(4)	7.7E-05	--	(4)
Silica, Crystalline	7631-86-9	5.0E-05	2.4E-05	--	(4)	2.8E-05	--	(4)	7.6E-05	--	(4)
Acetaldehyde	75-07-0	3.5E-06	1.7E-06	0.45	3.7E-06	1.9E-06	12.0	1.6E-07	5.3E-06	5.50	9.6E-07
Acetone	67-64-1	3.5E-04	1.7E-04	--	(4)	1.9E-04	--	(4)	5.3E-04	--	(4)
Acrolein	107-02-8	2.2E-06	1.0E-06	--	(4)	1.2E-06	--	(4)	3.3E-06	--	(4)
Benzene	71-43-2	3.1E-05	1.5E-05	0.13	1.1E-04	1.7E-05	3.30	5.2E-06	4.7E-05	1.50	3.1E-05
Ethylbenzene	100-41-4	2.5E-05	1.2E-05	0.40	3.0E-05	1.4E-05	10.0	1.4E-06	3.8E-05	4.80	7.8E-06
Formaldehyde	50-00-0	1.8E-03	8.7E-04	0.17	5.1E-03	1.0E-03	4.30	2.4E-04	2.8E-03	2.00	1.4E-03
Hexane	110-54-3	5.6E-05	2.7E-05	--	(4)	3.1E-05	--	(4)	8.5E-05	--	(4)
2-Butanone	78-93-3	1.6E-05	7.6E-06	--	(4)	8.9E-06	--	(4)	2.4E-05	--	(4)
Toluene	108-88-3	1.4E-04	6.9E-05	--	(4)	8.0E-05	--	(4)	2.2E-04	--	(4)
Xylenes (mixed isomers)	1330-20-7	5.8E-05	2.8E-05	--	(4)	3.3E-05	--	(4)	8.9E-05	--	(4)
o-Xylene	95-47-6	2.8E-05	1.3E-05	--	(4)	1.6E-05	--	(4)	4.2E-05	--	(4)
PAHs	401	8.1E-08	3.9E-08	4.3E-05	9.0E-04	4.5E-08	1.6E-03	2.8E-05	1.2E-07	3.0E-03	4.1E-05
Benzo[a]pyrene	50-32-8	9.7E-10	4.6E-10	4.3E-05	1.1E-05	5.4E-10	1.6E-03	3.4E-07	1.5E-09	3.0E-03	4.9E-07
Naphthalene	91-20-3	2.4E-07	1.2E-07	0.029	4.0E-06	1.4E-07	0.76	1.8E-07	3.7E-07	0.35	1.1E-06

**Table 6-9
Production Scenario 2—L3RA Results for Significant TEUs-Cancer Assessment
Hollingsworth & Vose Fiber Company—Corvallis, OR**

Toxic Air Contaminant	CAS	TAC Emission Rate ⁽¹⁾ (g/s)	Cancer								
			Residential			Nonresidential Child			Nonresidential Worker		
			Calculated Conc. ^(a) (ug/m ³)	RBC ⁽²⁾ (ug/m ³)	Risk ^(b) (chances-in-10 ⁶)	Calculated Conc. ^(a) (ug/m ³)	RBC ⁽²⁾ (ug/m ³)	Risk ^(b) (chances-in-10 ⁶)	Calculated Conc. ^(a) (ug/m ³)	RBC ⁽²⁾ (ug/m ³)	Risk ^(b) (chances-in-10 ⁶)
Exposure Location ⁽³⁾			1136			1			10103		
Cumulative Facility-Wide Risk			2.9			<0.1			0.2		
CFU117											
Cumulative TEU Risk			--	--	0.022	--	--	1.3E-03	--	--	3.2E-03
Dispersion Factor (ug/m3/[g/s])			0.51			0.57			1.55		
Barium	7440-39-3	9.2E-07	4.7E-07	--	(4)	5.2E-07	--	(4)	1.4E-06	--	(4)
Cadmium	7440-43-9	9.6E-07	4.8E-07	5.6E-04	8.6E-04	5.4E-07	0.014	3.9E-05	1.5E-06	6.7E-03	2.2E-04
Chromium (total)	7440-47-3	8.9E-07	4.5E-07	--	(4)	5.0E-07	--	(4)	1.4E-06	--	(4)
Chromium VI	18540-29-9	8.9E-07	4.5E-07	3.1E-05	0.015	5.0E-07	5.2E-04	9.7E-04	1.4E-06	1.0E-03	1.4E-03
Copper	7440-50-8	5.3E-06	2.7E-06	--	(4)	3.0E-06	--	(4)	8.2E-06	--	(4)
Lead	7439-92-1	8.4E-06	4.3E-06	--	(4)	4.8E-06	--	(4)	1.3E-05	--	(4)
Manganese	7439-96-5	8.1E-07	4.1E-07	--	(4)	4.6E-07	--	(4)	1.3E-06	--	(4)
Mercury	7439-97-6	5.3E-08	2.7E-08	--	(4)	3.0E-08	--	(4)	8.2E-08	--	(4)
Molybdenum trioxide	1313-27-5	1.3E-06	6.7E-07	--	(4)	7.5E-07	--	(4)	2.1E-06	--	(4)
Nickel	7440-02-0	2.0E-06	1.0E-06	3.8E-03	2.7E-04	1.1E-06	0.10	1.1E-05	3.1E-06	0.046	6.8E-05
Phosphorus	504	2.4E-05	1.2E-05	--	(4)	1.4E-05	--	(4)	3.7E-05	--	(4)
Vanadium	7440-62-2	1.9E-06	9.4E-07	--	(4)	1.1E-06	--	(4)	2.9E-06	--	(4)
Zinc	7440-66-6	1.5E-05	7.6E-06	--	(4)	8.5E-06	--	(4)	2.3E-05	--	(4)
Ammonia	7664-41-7	2.6E-03	1.3E-03	--	(4)	1.5E-03	--	(4)	4.0E-03	--	(4)
Fluorides	239	1.7E-04	8.7E-05	--	(4)	9.7E-05	--	(4)	2.7E-04	--	(4)
Hydrogen Fluoride	7664-39-3	2.0E-05	1.0E-05	--	(4)	1.1E-05	--	(4)	3.1E-05	--	(4)
Glasswool Fibers	352	5.0E-05	2.5E-05	--	(4)	2.8E-05	--	(4)	7.8E-05	--	(4)
Silica, Crystalline	7631-86-9	5.0E-05	2.5E-05	--	(4)	2.8E-05	--	(4)	7.7E-05	--	(4)
Acetaldehyde	75-07-0	3.5E-06	1.8E-06	0.45	3.9E-06	2.0E-06	12.0	1.6E-07	5.4E-06	5.50	9.8E-07
Acetone	67-64-1	3.5E-04	1.7E-04	--	(4)	2.0E-04	--	(4)	5.4E-04	--	(4)
Acrolein	107-02-8	2.2E-06	1.1E-06	--	(4)	1.2E-06	--	(4)	3.4E-06	--	(4)
Benzene	71-43-2	3.1E-05	1.5E-05	0.13	1.2E-04	1.7E-05	3.30	5.3E-06	4.7E-05	1.50	3.2E-05
Ethylbenzene	100-41-4	2.5E-05	1.2E-05	0.40	3.1E-05	1.4E-05	10.0	1.4E-06	3.8E-05	4.80	8.0E-06
Formaldehyde	50-00-0	1.8E-03	9.1E-04	0.17	5.4E-03	1.0E-03	4.30	2.4E-04	2.8E-03	2.00	1.4E-03
Hexane	110-54-3	5.6E-05	2.8E-05	--	(4)	3.2E-05	--	(4)	8.6E-05	--	(4)
2-Butanone	78-93-3	1.6E-05	8.0E-06	--	(4)	9.0E-06	--	(4)	2.5E-05	--	(4)
Toluene	108-88-3	1.4E-04	7.2E-05	--	(4)	8.1E-05	--	(4)	2.2E-04	--	(4)
Xylenes (mixed isomers)	1330-20-7	5.8E-05	3.0E-05	--	(4)	3.3E-05	--	(4)	9.1E-05	--	(4)
o-Xylene	95-47-6	2.8E-05	1.4E-05	--	(4)	1.6E-05	--	(4)	4.3E-05	--	(4)
PAHs	401	8.1E-08	4.1E-08	4.3E-05	9.5E-04	4.6E-08	1.6E-03	2.9E-05	1.3E-07	3.0E-03	4.2E-05
Benzo[a]pyrene	50-32-8	9.7E-10	4.9E-10	4.3E-05	1.1E-05	5.5E-10	1.6E-03	3.4E-07	1.5E-09	3.0E-03	5.0E-07
Naphthalene	91-20-3	2.4E-07	1.2E-07	0.029	4.2E-06	1.4E-07	0.76	1.8E-07	3.8E-07	0.35	1.1E-06

**Table 6-9
Production Scenario 2—L3RA Results for Significant TEUs-Cancer Assessment
Hollingsworth & Vose Fiber Company—Corvallis, OR**

Toxic Air Contaminant	CAS	TAC Emission Rate ⁽¹⁾ (g/s)	Cancer								
			Residential			Nonresidential Child			Nonresidential Worker		
			Calculated Conc. ^(a) (ug/m ³)	RBC ⁽²⁾ (ug/m ³)	Risk ^(b) (chances-in-10 ⁶)	Calculated Conc. ^(a) (ug/m ³)	RBC ⁽²⁾ (ug/m ³)	Risk ^(b) (chances-in-10 ⁶)	Calculated Conc. ^(a) (ug/m ³)	RBC ⁽²⁾ (ug/m ³)	Risk ^(b) (chances-in-10 ⁶)
Exposure Location ⁽³⁾			1136			1			10103		
Cumulative Facility-Wide Risk			2.9			<0.1			0.2		
CFU118											
Cumulative TEU Risk			--	--	0.020	--	--	1.3E-03	--	--	3.1E-03
Dispersion Factor (ug/m3/[g/s])			0.45			0.56			1.53		
Barium	7440-39-3	9.2E-07	4.2E-07	--	(4)	5.2E-07	--	(4)	1.4E-06	--	(4)
Cadmium	7440-43-9	9.6E-07	4.3E-07	5.6E-04	7.7E-04	5.3E-07	0.014	3.8E-05	1.5E-06	6.7E-03	2.2E-04
Chromium (total)	7440-47-3	8.9E-07	4.0E-07	--	(4)	5.0E-07	--	(4)	1.4E-06	--	(4)
Chromium VI	18540-29-9	8.9E-07	4.0E-07	3.1E-05	0.013	5.0E-07	5.2E-04	9.6E-04	1.4E-06	1.0E-03	1.4E-03
Copper	7440-50-8	5.3E-06	2.4E-06	--	(4)	3.0E-06	--	(4)	8.1E-06	--	(4)
Lead	7439-92-1	8.4E-06	3.8E-06	--	(4)	4.7E-06	--	(4)	1.3E-05	--	(4)
Manganese	7439-96-5	8.1E-07	3.7E-07	--	(4)	4.5E-07	--	(4)	1.2E-06	--	(4)
Mercury	7439-97-6	5.3E-08	2.4E-08	--	(4)	3.0E-08	--	(4)	8.2E-08	--	(4)
Molybdenum trioxide	1313-27-5	1.3E-06	6.0E-07	--	(4)	7.4E-07	--	(4)	2.0E-06	--	(4)
Nickel	7440-02-0	2.0E-06	9.1E-07	3.8E-03	2.4E-04	1.1E-06	0.10	1.1E-05	3.1E-06	0.046	6.7E-05
Phosphorus	504	2.4E-05	1.1E-05	--	(4)	1.3E-05	--	(4)	3.7E-05	--	(4)
Vanadium	7440-62-2	1.9E-06	8.4E-07	--	(4)	1.0E-06	--	(4)	2.8E-06	--	(4)
Zinc	7440-66-6	1.5E-05	6.8E-06	--	(4)	8.4E-06	--	(4)	2.3E-05	--	(4)
Ammonia	7664-41-7	2.6E-03	1.2E-03	--	(4)	1.4E-03	--	(4)	4.0E-03	--	(4)
Fluorides	239	1.7E-04	7.8E-05	--	(4)	9.6E-05	--	(4)	2.6E-04	--	(4)
Hydrogen Fluoride	7664-39-3	2.0E-05	9.0E-06	--	(4)	1.1E-05	--	(4)	3.1E-05	--	(4)
Glasswool Fibers	352	5.0E-05	2.3E-05	--	(4)	2.8E-05	--	(4)	7.7E-05	--	(4)
Silica, Crystalline	7631-86-9	5.0E-05	2.2E-05	--	(4)	2.8E-05	--	(4)	7.6E-05	--	(4)
Acetaldehyde	75-07-0	3.5E-06	1.6E-06	0.45	3.5E-06	1.9E-06	12.0	1.6E-07	5.3E-06	5.50	9.7E-07
Acetone	67-64-1	3.5E-04	1.6E-04	--	(4)	1.9E-04	--	(4)	5.3E-04	--	(4)
Acrolein	107-02-8	2.2E-06	9.8E-07	--	(4)	1.2E-06	--	(4)	3.3E-06	--	(4)
Benzene	71-43-2	3.1E-05	1.4E-05	0.13	1.1E-04	1.7E-05	3.30	5.2E-06	4.7E-05	1.50	3.1E-05
Ethylbenzene	100-41-4	2.5E-05	1.1E-05	0.40	2.8E-05	1.4E-05	10.0	1.4E-06	3.8E-05	4.80	7.9E-06
Formaldehyde	50-00-0	1.8E-03	8.2E-04	0.17	4.8E-03	1.0E-03	4.30	2.3E-04	2.8E-03	2.00	1.4E-03
Hexane	110-54-3	5.6E-05	2.5E-05	--	(4)	3.1E-05	--	(4)	8.5E-05	--	(4)
2-Butanone	78-93-3	1.6E-05	7.2E-06	--	(4)	8.9E-06	--	(4)	2.4E-05	--	(4)
Toluene	108-88-3	1.4E-04	6.5E-05	--	(4)	8.0E-05	--	(4)	2.2E-04	--	(4)
Xylenes (mixed isomers)	1330-20-7	5.8E-05	2.6E-05	--	(4)	3.3E-05	--	(4)	9.0E-05	--	(4)
o-Xylene	95-47-6	2.8E-05	1.3E-05	--	(4)	1.5E-05	--	(4)	4.3E-05	--	(4)
PAHs	401	8.1E-08	3.6E-08	4.3E-05	8.5E-04	4.5E-08	1.6E-03	2.8E-05	1.2E-07	3.0E-03	4.1E-05
Benzo[a]pyrene	50-32-8	9.7E-10	4.4E-10	4.3E-05	1.0E-05	5.4E-10	1.6E-03	3.4E-07	1.5E-09	3.0E-03	4.9E-07
Naphthalene	91-20-3	2.4E-07	1.1E-07	0.029	3.8E-06	1.3E-07	0.76	1.8E-07	3.7E-07	0.35	1.1E-06

Table 6-9
Production Scenario 2—L3RA Results for Significant TEUs-Cancer Assessment
Hollingsworth & Vose Fiber Company—Corvallis, OR

Toxic Air Contaminant	CAS	TAC Emission Rate ⁽¹⁾ (g/s)	Cancer								
			Residential			Nonresidential Child			Nonresidential Worker		
			Calculated Conc. ^(a) (ug/m ³)	RBC ⁽²⁾ (ug/m ³)	Risk ^(b) (chances-in-10 ⁶)	Calculated Conc. ^(a) (ug/m ³)	RBC ⁽²⁾ (ug/m ³)	Risk ^(b) (chances-in-10 ⁶)	Calculated Conc. ^(a) (ug/m ³)	RBC ⁽²⁾ (ug/m ³)	Risk ^(b) (chances-in-10 ⁶)
Exposure Location⁽³⁾			1136			1			10103		
Cumulative Facility-Wide Risk			2.9			<0.1			0.2		
CFU114											
Cumulative TEU Risk			--	--	7.9E-03	--	--	7.5E-04	--	--	2.2E-03
Dispersion Factor (ug/m3/[g/s])			0.22			0.45			0.99		
Antimony	7440-36-0	1.8E-06	4.0E-07	--	(4)	8.3E-07	--	(4)	1.8E-06	--	(4)
Barium	7440-39-3	1.2E-06	2.6E-07	--	(4)	5.5E-07	--	(4)	1.2E-06	--	(4)
Cadmium	7440-43-9	3.4E-07	7.3E-08	5.6E-04	1.3E-04	1.5E-07	0.014	1.1E-05	3.3E-07	6.7E-03	5.0E-05
Chromium (total)	7440-47-3	3.9E-07	8.5E-08	--	(4)	1.8E-07	--	(4)	3.9E-07	--	(4)
Chromium VI	18540-29-9	3.9E-07	8.5E-08	3.1E-05	2.8E-03	1.8E-07	5.2E-04	3.4E-04	3.9E-07	1.0E-03	3.9E-04
Copper	7440-50-8	5.6E-06	1.2E-06	--	(4)	2.5E-06	--	(4)	5.5E-06	--	(4)
Manganese	7439-96-5	1.3E-06	2.8E-07	--	(4)	5.8E-07	--	(4)	1.3E-06	--	(4)
Mercury	7439-97-6	6.4E-08	1.4E-08	--	(4)	2.9E-08	--	(4)	6.3E-08	--	(4)
Molybdenum trioxide	1313-27-5	1.7E-06	3.6E-07	--	(4)	7.5E-07	--	(4)	1.6E-06	--	(4)
Nickel	7440-02-0	2.1E-06	4.6E-07	3.8E-03	1.2E-04	9.5E-07	0.10	9.5E-06	2.1E-06	0.046	4.5E-05
Phosphorus	504	1.0E-05	2.3E-06	--	(4)	4.7E-06	--	(4)	1.0E-05	--	(4)
Vanadium	7440-62-2	2.3E-06	5.0E-07	--	(4)	1.0E-06	--	(4)	2.3E-06	--	(4)
Zinc	7440-66-6	3.4E-05	7.3E-06	--	(4)	1.5E-05	--	(4)	3.3E-05	--	(4)
Ammonia	7664-41-7	3.2E-03	7.0E-04	--	(4)	1.5E-03	--	(4)	3.2E-03	--	(4)
Fluorides	239	2.0E-05	4.4E-06	--	(4)	9.2E-06	--	(4)	2.0E-05	--	(4)
Hydrogen Fluoride	7664-39-3	2.7E-04	5.9E-05	--	(4)	1.2E-04	--	(4)	2.7E-04	--	(4)
Glasswool Fibers	352	5.9E-05	1.3E-05	--	(4)	2.7E-05	--	(4)	5.8E-05	--	(4)
Silica, Crystalline	7631-86-9	5.8E-05	1.3E-05	--	(4)	2.6E-05	--	(4)	5.8E-05	--	(4)
Acetaldehyde	75-07-0	4.3E-06	9.4E-07	0.45	2.1E-06	1.9E-06	12.0	1.6E-07	4.3E-06	5.50	7.8E-07
Acetone	67-64-1	2.4E-03	5.3E-04	--	(4)	1.1E-03	--	(4)	2.4E-03	--	(4)
Acrolein	107-02-8	2.7E-06	5.9E-07	--	(4)	1.2E-06	--	(4)	2.7E-06	--	(4)
Benzene	71-43-2	6.1E-04	1.3E-04	0.13	1.0E-03	2.8E-04	3.30	8.3E-05	6.0E-04	1.50	4.0E-04
Cyclohexane	110-82-7	3.8E-05	8.2E-06	--	(4)	1.7E-05	--	(4)	3.7E-05	--	(4)
Ethylbenzene	100-41-4	3.2E-05	6.9E-06	0.40	1.7E-05	1.4E-05	10.0	1.4E-06	3.2E-05	4.80	6.6E-06
Chloroethane	75-00-3	1.7E-05	3.7E-06	--	(4)	7.8E-06	--	(4)	1.7E-05	--	(4)
Formaldehyde	50-00-0	2.6E-03	5.7E-04	0.17	3.4E-03	1.2E-03	4.30	2.8E-04	2.6E-03	2.00	1.3E-03
Hexane	110-54-3	3.5E-03	7.7E-04	--	(4)	1.6E-03	--	(4)	3.5E-03	--	(4)
Chloromethane	74-87-3	2.3E-04	5.0E-05	--	(4)	1.0E-04	--	(4)	2.3E-04	--	(4)
2-Butanone	78-93-3	7.8E-05	1.7E-05	--	(4)	3.5E-05	--	(4)	7.7E-05	--	(4)
Methyl isobutyl ketone	108-10-1	2.8E-05	6.1E-06	--	(4)	1.3E-05	--	(4)	2.8E-05	--	(4)
Toluene	108-88-3	6.2E-04	1.3E-04	--	(4)	2.8E-04	--	(4)	6.1E-04	--	(4)
Xylenes (mixed isomers)	1330-20-7	6.6E-05	1.4E-05	--	(4)	3.0E-05	--	(4)	6.5E-05	--	(4)
PAHs	401	1.0E-07	2.2E-08	4.3E-05	5.1E-04	4.5E-08	1.6E-03	2.8E-05	9.9E-08	3.0E-03	3.3E-05
Benzo[a]pyrene	50-32-8	1.2E-09	2.6E-10	4.3E-05	6.1E-06	5.4E-10	1.6E-03	3.4E-07	1.2E-09	3.0E-03	4.0E-07
Naphthalene	91-20-3	3.0E-07	6.5E-08	0.029	2.3E-06	1.4E-07	0.76	1.8E-07	3.0E-07	0.35	8.5E-07

**Table 6-9
Production Scenario 2—L3RA Results for Significant TEUs-Cancer Assessment
Hollingsworth & Vose Fiber Company—Corvallis, OR**

Toxic Air Contaminant	CAS	TAC Emission Rate ⁽¹⁾ (g/s)	Cancer								
			Residential			Nonresidential Child			Nonresidential Worker		
			Calculated Conc. ^(a) (ug/m ³)	RBC ⁽²⁾ (ug/m ³)	Risk ^(b) (chances-in-10 ⁶)	Calculated Conc. ^(a) (ug/m ³)	RBC ⁽²⁾ (ug/m ³)	Risk ^(b) (chances-in-10 ⁶)	Calculated Conc. ^(a) (ug/m ³)	RBC ⁽²⁾ (ug/m ³)	Risk ^(b) (chances-in-10 ⁶)
Exposure Location⁽³⁾			1136			1			10103		
Cumulative Facility-Wide Risk			2.9			<0.1			0.2		
CFU115											
Cumulative TEU Risk			--	--	6.0E-03	--	--	7.4E-04	--	--	1.4E-03
Dispersion Factor (ug/m3/[g/s])			0.16			0.45			0.63		
Antimony	7440-36-0	1.8E-06	3.0E-07	--	(4)	8.2E-07	--	(4)	1.2E-06	--	(4)
Barium	7440-39-3	1.2E-06	2.0E-07	--	(4)	5.5E-07	--	(4)	7.7E-07	--	(4)
Cadmium	7440-43-9	3.4E-07	5.6E-08	5.6E-04	1.0E-04	1.5E-07	0.014	1.1E-05	2.1E-07	6.7E-03	3.2E-05
Chromium (total)	7440-47-3	3.9E-07	6.5E-08	--	(4)	1.8E-07	--	(4)	2.5E-07	--	(4)
Chromium VI	18540-29-9	3.9E-07	6.5E-08	3.1E-05	2.1E-03	1.8E-07	5.2E-04	3.4E-04	2.5E-07	1.0E-03	2.5E-04
Copper	7440-50-8	5.6E-06	9.2E-07	--	(4)	2.5E-06	--	(4)	3.5E-06	--	(4)
Manganese	7439-96-5	1.3E-06	2.1E-07	--	(4)	5.7E-07	--	(4)	8.1E-07	--	(4)
Mercury	7439-97-6	6.4E-08	1.1E-08	--	(4)	2.9E-08	--	(4)	4.0E-08	--	(4)
Molybdenum trioxide	1313-27-5	1.7E-06	2.7E-07	--	(4)	7.4E-07	--	(4)	1.0E-06	--	(4)
Nickel	7440-02-0	2.1E-06	3.5E-07	3.8E-03	9.2E-05	9.4E-07	0.10	9.4E-06	1.3E-06	0.046	2.9E-05
Phosphorus	504	1.0E-05	1.7E-06	--	(4)	4.7E-06	--	(4)	6.6E-06	--	(4)
Vanadium	7440-62-2	2.3E-06	3.8E-07	--	(4)	1.0E-06	--	(4)	1.5E-06	--	(4)
Zinc	7440-66-6	3.4E-05	5.6E-06	--	(4)	1.5E-05	--	(4)	2.1E-05	--	(4)
Ammonia	7664-41-7	3.2E-03	5.3E-04	--	(4)	1.4E-03	--	(4)	2.0E-03	--	(4)
Fluorides	239	2.0E-05	3.4E-06	--	(4)	9.1E-06	--	(4)	1.3E-05	--	(4)
Hydrogen Fluoride	7664-39-3	2.7E-04	4.5E-05	--	(4)	1.2E-04	--	(4)	1.7E-04	--	(4)
Glasswool Fibers	352	5.9E-05	9.7E-06	--	(4)	2.6E-05	--	(4)	3.7E-05	--	(4)
Silica, Crystalline	7631-86-9	5.8E-05	9.6E-06	--	(4)	2.6E-05	--	(4)	3.7E-05	--	(4)
Acetaldehyde	75-07-0	4.3E-06	7.1E-07	0.45	1.6E-06	1.9E-06	12.0	1.6E-07	2.7E-06	5.50	5.0E-07
Acetone	67-64-1	2.4E-03	4.0E-04	--	(4)	1.1E-03	--	(4)	1.5E-03	--	(4)
Acrolein	107-02-8	2.7E-06	4.5E-07	--	(4)	1.2E-06	--	(4)	1.7E-06	--	(4)
Benzene	71-43-2	6.1E-04	1.0E-04	0.13	7.8E-04	2.7E-04	3.30	8.3E-05	3.9E-04	1.50	2.6E-04
Cyclohexane	110-82-7	3.8E-05	6.2E-06	--	(4)	1.7E-05	--	(4)	2.4E-05	--	(4)
Ethylbenzene	100-41-4	3.2E-05	5.3E-06	0.40	1.3E-05	1.4E-05	10.0	1.4E-06	2.0E-05	4.80	4.2E-06
Chloroethane	75-00-3	1.7E-05	2.8E-06	--	(4)	7.7E-06	--	(4)	1.1E-05	--	(4)
Formaldehyde	50-00-0	2.6E-03	4.3E-04	0.17	2.6E-03	1.2E-03	4.30	2.7E-04	1.7E-03	2.00	8.3E-04
Hexane	110-54-3	3.5E-03	5.8E-04	--	(4)	1.6E-03	--	(4)	2.2E-03	--	(4)
Chloromethane	74-87-3	2.3E-04	3.8E-05	--	(4)	1.0E-04	--	(4)	1.5E-04	--	(4)
2-Butanone	78-93-3	7.8E-05	1.3E-05	--	(4)	3.5E-05	--	(4)	4.9E-05	--	(4)
Methyl isobutyl ketone	108-10-1	2.8E-05	4.7E-06	--	(4)	1.3E-05	--	(4)	1.8E-05	--	(4)
Toluene	108-88-3	6.2E-04	1.0E-04	--	(4)	2.8E-04	--	(4)	3.9E-04	--	(4)
Xylenes (mixed isomers)	1330-20-7	6.6E-05	1.1E-05	--	(4)	3.0E-05	--	(4)	4.2E-05	--	(4)
PAHs	401	1.0E-07	1.7E-08	4.3E-05	3.9E-04	4.5E-08	1.6E-03	2.8E-05	6.3E-08	3.0E-03	2.1E-05
Benzo[a]pyrene	50-32-8	1.2E-09	2.0E-10	4.3E-05	4.6E-06	5.4E-10	1.6E-03	3.4E-07	7.6E-10	3.0E-03	2.5E-07
Naphthalene	91-20-3	3.0E-07	5.0E-08	0.029	1.7E-06	1.3E-07	0.76	1.8E-07	1.9E-07	0.35	5.4E-07

**Table 6-9
Production Scenario 2—L3RA Results for Significant TEUs-Cancer Assessment
Hollingsworth & Vose Fiber Company—Corvallis, OR**

Toxic Air Contaminant	CAS	TAC Emission Rate ⁽¹⁾ (g/s)	Cancer								
			Residential			Nonresidential Child			Nonresidential Worker		
			Calculated Conc. ^(a) (ug/m ³)	RBC ⁽²⁾ (ug/m ³)	Risk ^(b) (chances-in-10 ⁶)	Calculated Conc. ^(a) (ug/m ³)	RBC ⁽²⁾ (ug/m ³)	Risk ^(b) (chances-in-10 ⁶)	Calculated Conc. ^(a) (ug/m ³)	RBC ⁽²⁾ (ug/m ³)	Risk ^(b) (chances-in-10 ⁶)
Exposure Location⁽³⁾			1136			1			10103		
Cumulative Facility-Wide Risk			2.9			<0.1			0.2		
CFU113											
Cumulative TEU Risk			--	--	0.21	--	--	6.4E-04	--	--	0.024
Dispersion Factor (ug/m3/[g/s])			6.80			0.43			12.9		
Antimony	7440-36-0	1.2E-06	8.2E-06	--	(4)	5.1E-07	--	(4)	1.6E-05	--	(4)
Barium	7440-39-3	8.4E-07	5.7E-06	--	(4)	3.6E-07	--	(4)	1.1E-05	--	(4)
Cadmium	7440-43-9	1.0E-06	6.8E-06	5.6E-04	0.012	4.3E-07	0.014	3.1E-05	1.3E-05	6.7E-03	1.9E-03
Chromium (total)	7440-47-3	4.3E-07	2.9E-06	--	(4)	1.8E-07	--	(4)	5.6E-06	--	(4)
Chromium VI	18540-29-9	4.3E-07	2.9E-06	3.1E-05	0.095	1.8E-07	5.2E-04	3.5E-04	5.6E-06	1.0E-03	5.6E-03
Cobalt	7440-48-4	1.8E-07	1.2E-06	--	(4)	7.8E-08	--	(4)	2.4E-06	--	(4)
Copper	7440-50-8	6.6E-06	4.5E-05	--	(4)	2.8E-06	--	(4)	8.5E-05	--	(4)
Lead	7439-92-1	9.0E-06	6.1E-05	--	(4)	3.8E-06	--	(4)	1.2E-04	--	(4)
Manganese	7439-96-5	2.4E-07	1.6E-06	--	(4)	1.0E-07	--	(4)	3.1E-06	--	(4)
Mercury	7439-97-6	1.2E-04	8.3E-04	--	(4)	5.2E-05	--	(4)	1.6E-03	--	(4)
Phosphorus	504	2.6E-05	1.8E-04	--	(4)	1.1E-05	--	(4)	3.4E-04	--	(4)
Zinc	7440-66-6	1.4E-05	9.4E-05	--	(4)	5.9E-06	--	(4)	1.8E-04	--	(4)
Carbon disulfide	75-15-0	1.3E-05	8.8E-05	--	(4)	5.5E-06	--	(4)	1.7E-04	--	(4)
Fluorides	239	4.7E-05	3.2E-04	--	(4)	2.0E-05	--	(4)	6.1E-04	--	(4)
Hydrogen Fluoride	7664-39-3	6.8E-06	4.6E-05	--	(4)	2.9E-06	--	(4)	8.8E-05	--	(4)
Silica, Crystalline	7631-86-9	1.2E-05	8.0E-05	--	(4)	5.0E-06	--	(4)	1.5E-04	--	(4)
Acetone	67-64-1	1.9E-03	0.013	--	(4)	7.9E-04	--	(4)	0.024	--	(4)
Benzene	71-43-2	4.5E-04	3.0E-03	0.13	0.023	1.9E-04	3.30	5.8E-05	5.8E-03	1.50	3.8E-03
1,3-Butadiene	106-99-0	2.0E-04	1.3E-03	0.033	0.041	8.4E-05	0.86	9.8E-05	2.5E-03	0.40	6.4E-03
Formaldehyde	50-00-0	9.9E-04	6.7E-03	0.17	0.039	4.2E-04	4.30	9.8E-05	0.013	2.00	6.4E-03
Hexane	110-54-3	2.7E-04	1.8E-03	--	(4)	1.1E-04	--	(4)	3.5E-03	--	(4)
2-Butanone	78-93-3	2.5E-05	1.7E-04	--	(4)	1.0E-05	--	(4)	3.2E-04	--	(4)
Toluene	108-88-3	1.1E-04	7.6E-04	--	(4)	4.8E-05	--	(4)	1.4E-03	--	(4)
SSF01											
Cumulative TEU Risk			--	--	2.9E-03	--	--	1.0E-05	--	--	9.7E-05
Dispersion Factor (ug/m3/[g/s])			179			11.0			190		
Barium	7440-39-3	1.4E-09	2.5E-07	--	(4)	1.5E-08	--	(4)	2.7E-07	--	(4)
Chromium (total)	7440-47-3	4.9E-10	8.7E-08	--	(4)	5.4E-09	--	(4)	9.3E-08	--	(4)
Chromium VI	18540-29-9	4.9E-10	8.7E-08	3.1E-05	2.8E-03	5.4E-09	5.2E-04	1.0E-05	9.3E-08	1.0E-03	9.3E-05
Copper	7440-50-8	1.2E-08	2.1E-06	--	(4)	1.3E-07	--	(4)	2.2E-06	--	(4)
Manganese	7439-96-5	2.3E-09	4.2E-07	--	(4)	2.6E-08	--	(4)	4.4E-07	--	(4)
Mercury	7439-97-6	1.2E-10	2.2E-08	--	(4)	1.3E-09	--	(4)	2.3E-08	--	(4)
Nickel	7440-02-0	1.0E-09	1.9E-07	3.8E-03	4.9E-05	1.1E-08	0.10	1.1E-07	2.0E-07	0.046	4.3E-06
Phosphorus	504	1.9E-08	3.5E-06	--	(4)	2.1E-07	--	(4)	3.7E-06	--	(4)
Zinc	7440-66-6	2.9E-08	5.2E-06	--	(4)	3.2E-07	--	(4)	5.5E-06	--	(4)
Silica, Crystalline	7631-86-9	3.8E-07	6.9E-05	--	(4)	4.2E-06	--	(4)	7.3E-05	--	(4)

**Table 6-9
Production Scenario 2—L3RA Results for Significant TEUs-Cancer Assessment
Hollingsworth & Vose Fiber Company—Corvallis, OR**

Toxic Air Contaminant	CAS	TAC Emission Rate ⁽¹⁾ (g/s)	Cancer								
			Residential			Nonresidential Child			Nonresidential Worker		
			Calculated Conc. ^(a) (ug/m ³)	RBC ⁽²⁾ (ug/m ³)	Risk ^(b) (chances-in-10 ⁶)	Calculated Conc. ^(a) (ug/m ³)	RBC ⁽²⁾ (ug/m ³)	Risk ^(b) (chances-in-10 ⁶)	Calculated Conc. ^(a) (ug/m ³)	RBC ⁽²⁾ (ug/m ³)	Risk ^(b) (chances-in-10 ⁶)
Exposure Location⁽³⁾			1136			1			10103		
Cumulative Facility-Wide Risk			2.9			<0.1			0.2		
SSF02											
Cumulative TEU Risk			--	--	2.9E-03	--	--	1.1E-05	--	--	9.3E-05
Dispersion Factor (ug/m3/[g/s])			179			11.1			183		
Barium	7440-39-3	1.4E-09	2.5E-07	--	(4)	1.5E-08	--	(4)	2.6E-07	--	(4)
Chromium (total)	7440-47-3	4.9E-10	8.7E-08	--	(4)	5.4E-09	--	(4)	8.9E-08	--	(4)
Chromium VI	18540-29-9	4.9E-10	8.7E-08	3.1E-05	2.8E-03	5.4E-09	5.2E-04	1.0E-05	8.9E-08	1.0E-03	8.9E-05
Copper	7440-50-8	1.2E-08	2.1E-06	--	(4)	1.3E-07	--	(4)	2.2E-06	--	(4)
Manganese	7439-96-5	2.3E-09	4.2E-07	--	(4)	2.6E-08	--	(4)	4.3E-07	--	(4)
Mercury	7439-97-6	1.2E-10	2.2E-08	--	(4)	1.3E-09	--	(4)	2.2E-08	--	(4)
Nickel	7440-02-0	1.0E-09	1.9E-07	3.8E-03	4.9E-05	1.1E-08	0.10	1.1E-07	1.9E-07	0.046	4.1E-06
Phosphorus	504	1.9E-08	3.5E-06	--	(4)	2.2E-07	--	(4)	3.6E-06	--	(4)
Zinc	7440-66-6	2.9E-08	5.2E-06	--	(4)	3.2E-07	--	(4)	5.3E-06	--	(4)
Silica, Crystalline	7631-86-9	3.8E-07	6.9E-05	--	(4)	4.2E-06	--	(4)	7.0E-05	--	(4)
SSF05											
Cumulative TEU Risk			--	--	3.9E-03	--	--	1.1E-05	--	--	8.9E-05
Dispersion Factor (ug/m3/[g/s])			243			11.3			174		
Barium	7440-39-3	1.4E-09	3.4E-07	--	(4)	1.6E-08	--	(4)	2.4E-07	--	(4)
Chromium (total)	7440-47-3	4.9E-10	1.2E-07	--	(4)	5.5E-09	--	(4)	8.5E-08	--	(4)
Chromium VI	18540-29-9	4.9E-10	1.2E-07	3.1E-05	3.8E-03	5.5E-09	5.2E-04	1.1E-05	8.5E-08	1.0E-03	8.5E-05
Copper	7440-50-8	1.2E-08	2.9E-06	--	(4)	1.3E-07	--	(4)	2.0E-06	--	(4)
Manganese	7439-96-5	2.3E-09	5.7E-07	--	(4)	2.6E-08	--	(4)	4.1E-07	--	(4)
Mercury	7439-97-6	1.2E-10	2.9E-08	--	(4)	1.4E-09	--	(4)	2.1E-08	--	(4)
Nickel	7440-02-0	1.0E-09	2.5E-07	3.8E-03	6.6E-05	1.2E-08	0.10	1.2E-07	1.8E-07	0.046	3.9E-06
Phosphorus	504	1.9E-08	4.7E-06	--	(4)	2.2E-07	--	(4)	3.4E-06	--	(4)
Zinc	7440-66-6	2.9E-08	7.0E-06	--	(4)	3.3E-07	--	(4)	5.0E-06	--	(4)
Silica, Crystalline	7631-86-9	3.8E-07	9.3E-05	--	(4)	4.3E-06	--	(4)	6.7E-05	--	(4)
SSF16											
Cumulative TEU Risk			--	--	7.9E-04	--	--	1.9E-05	--	--	1.7E-05
Dispersion Factor (ug/m3/[g/s])			49.3			20.1			33.8		
Barium	7440-39-3	1.4E-09	6.9E-08	--	(4)	2.8E-08	--	(4)	4.7E-08	--	(4)
Chromium (total)	7440-47-3	4.9E-10	2.4E-08	--	(4)	9.8E-09	--	(4)	1.7E-08	--	(4)
Chromium VI	18540-29-9	4.9E-10	2.4E-08	3.1E-05	7.8E-04	9.8E-09	5.2E-04	1.9E-05	1.7E-08	1.0E-03	1.7E-05
Copper	7440-50-8	1.2E-08	5.8E-07	--	(4)	2.4E-07	--	(4)	4.0E-07	--	(4)
Manganese	7439-96-5	2.3E-09	1.1E-07	--	(4)	4.7E-08	--	(4)	7.9E-08	--	(4)
Mercury	7439-97-6	1.2E-10	6.0E-09	--	(4)	2.4E-09	--	(4)	4.1E-09	--	(4)
Nickel	7440-02-0	1.0E-09	5.1E-08	3.8E-03	1.3E-05	2.1E-08	0.10	2.1E-07	3.5E-08	0.046	7.6E-07
Phosphorus	504	1.9E-08	9.6E-07	--	(4)	3.9E-07	--	(4)	6.6E-07	--	(4)
Zinc	7440-66-6	2.9E-08	1.4E-06	--	(4)	5.8E-07	--	(4)	9.8E-07	--	(4)
Silica, Crystalline	7631-86-9	3.8E-07	1.9E-05	--	(4)	7.7E-06	--	(4)	1.3E-05	--	(4)

**Table 6-9
Production Scenario 2—L3RA Results for Significant TEUs-Cancer Assessment
Hollingsworth & Vose Fiber Company—Corvallis, OR**

Toxic Air Contaminant	CAS	TAC Emission Rate ⁽¹⁾ (g/s)	Cancer								
			Residential			Nonresidential Child			Nonresidential Worker		
			Calculated Conc. ^(a) (ug/m ³)	RBC ⁽²⁾ (ug/m ³)	Risk ^(b) (chances-in-10 ⁶)	Calculated Conc. ^(a) (ug/m ³)	RBC ⁽²⁾ (ug/m ³)	Risk ^(b) (chances-in-10 ⁶)	Calculated Conc. ^(a) (ug/m ³)	RBC ⁽²⁾ (ug/m ³)	Risk ^(b) (chances-in-10 ⁶)
Exposure Location⁽³⁾			1136			1			10103		
Cumulative Facility-Wide Risk			2.9			<0.1			0.2		
SSF17											
Cumulative TEU Risk			--	--	7.5E-04	--	--	1.9E-05	--	--	1.7E-05
Dispersion Factor (ug/m3/[g/s])			46.9			20.4			32.5		
Barium	7440-39-3	1.4E-09	6.6E-08	--	(4)	2.9E-08	--	(4)	4.5E-08	--	(4)
Chromium (total)	7440-47-3	4.9E-10	2.3E-08	--	(4)	1.0E-08	--	(4)	1.6E-08	--	(4)
Chromium VI	18540-29-9	4.9E-10	2.3E-08	3.1E-05	7.4E-04	1.0E-08	5.2E-04	1.9E-05	1.6E-08	1.0E-03	1.6E-05
Copper	7440-50-8	1.2E-08	5.5E-07	--	(4)	2.4E-07	--	(4)	3.8E-07	--	(4)
Manganese	7439-96-5	2.3E-09	1.1E-07	--	(4)	4.8E-08	--	(4)	7.6E-08	--	(4)
Mercury	7439-97-6	1.2E-10	5.7E-09	--	(4)	2.5E-09	--	(4)	3.9E-09	--	(4)
Nickel	7440-02-0	1.0E-09	4.9E-08	3.8E-03	1.3E-05	2.1E-08	0.10	2.1E-07	3.4E-08	0.046	7.3E-07
Phosphorus	504	1.9E-08	9.1E-07	--	(4)	4.0E-07	--	(4)	6.3E-07	--	(4)
Zinc	7440-66-6	2.9E-08	1.4E-06	--	(4)	5.9E-07	--	(4)	9.4E-07	--	(4)
Silica, Crystalline	7631-86-9	3.8E-07	1.8E-05	--	(4)	7.8E-06	--	(4)	1.2E-05	--	(4)
SSF18											
Cumulative TEU Risk			--	--	7.6E-04	--	--	1.9E-05	--	--	1.7E-05
Dispersion Factor (ug/m3/[g/s])			47.5			20.3			32.8		
Barium	7440-39-3	1.4E-09	6.6E-08	--	(4)	2.8E-08	--	(4)	4.6E-08	--	(4)
Chromium (total)	7440-47-3	4.9E-10	2.3E-08	--	(4)	9.9E-09	--	(4)	1.6E-08	--	(4)
Chromium VI	18540-29-9	4.9E-10	2.3E-08	3.1E-05	7.5E-04	9.9E-09	5.2E-04	1.9E-05	1.6E-08	1.0E-03	1.6E-05
Copper	7440-50-8	1.2E-08	5.6E-07	--	(4)	2.4E-07	--	(4)	3.9E-07	--	(4)
Manganese	7439-96-5	2.3E-09	1.1E-07	--	(4)	4.7E-08	--	(4)	7.6E-08	--	(4)
Mercury	7439-97-6	1.2E-10	5.8E-09	--	(4)	2.5E-09	--	(4)	4.0E-09	--	(4)
Nickel	7440-02-0	1.0E-09	4.9E-08	3.8E-03	1.3E-05	2.1E-08	0.10	2.1E-07	3.4E-08	0.046	7.4E-07
Phosphorus	504	1.9E-08	9.2E-07	--	(4)	4.0E-07	--	(4)	6.4E-07	--	(4)
Zinc	7440-66-6	2.9E-08	1.4E-06	--	(4)	5.9E-07	--	(4)	9.5E-07	--	(4)
Silica, Crystalline	7631-86-9	3.8E-07	1.8E-05	--	(4)	7.8E-06	--	(4)	1.3E-05	--	(4)
SSF03											
Cumulative TEU Risk			--	--	0.054	--	--	1.4E-04	--	--	1.2E-03
Dispersion Factor (ug/m3/[g/s])			264			11.7			169		
Antimony	7440-36-0	9.8E-09	2.6E-06	--	(4)	1.1E-07	--	(4)	1.7E-06	--	(4)
Barium	7440-39-3	6.1E-09	1.6E-06	--	(4)	7.1E-08	--	(4)	1.0E-06	--	(4)
Cadmium	7440-43-9	6.3E-09	1.7E-06	5.6E-04	3.0E-03	7.3E-08	0.014	5.2E-06	1.1E-06	6.7E-03	1.6E-04
Chromium (total)	7440-47-3	5.8E-09	1.5E-06	--	(4)	6.8E-08	--	(4)	9.9E-07	--	(4)
Chromium VI	18540-29-9	5.8E-09	1.5E-06	3.1E-05	0.050	6.8E-08	5.2E-04	1.3E-04	9.9E-07	1.0E-03	9.9E-04
Cobalt	7440-48-4	2.6E-10	6.7E-08	--	(4)	3.0E-09	--	(4)	4.3E-08	--	(4)
Copper	7440-50-8	3.5E-08	9.2E-06	--	(4)	4.1E-07	--	(4)	5.9E-06	--	(4)
Lead	7439-92-1	5.5E-08	1.5E-05	--	(4)	6.5E-07	--	(4)	9.4E-06	--	(4)
Manganese	7439-96-5	8.8E-09	2.3E-06	--	(4)	1.0E-07	--	(4)	1.5E-06	--	(4)
Mercury	7439-97-6	6.7E-10	1.8E-07	--	(4)	7.8E-09	--	(4)	1.1E-07	--	(4)
Nickel	7440-02-0	1.3E-08	3.5E-06	3.8E-03	9.2E-04	1.6E-07	0.10	1.6E-06	2.2E-06	0.046	4.9E-05
Phosphorus	504	1.6E-07	4.1E-05	--	(4)	1.8E-06	--	(4)	2.7E-05	--	(4)
Zinc	7440-66-6	9.8E-08	2.6E-05	--	(4)	1.1E-06	--	(4)	1.7E-05	--	(4)
Fluorides	239	1.1E-06	3.0E-04	--	(4)	1.3E-05	--	(4)	1.9E-04	--	(4)
Silica, Crystalline	7631-86-9	2.6E-07	6.7E-05	--	(4)	3.0E-06	--	(4)	4.3E-05	--	(4)

**Table 6-9
Production Scenario 2—L3RA Results for Significant TEUs-Cancer Assessment
Hollingsworth & Vose Fiber Company—Corvallis, OR**

Toxic Air Contaminant	CAS	TAC Emission Rate ⁽¹⁾ (g/s)	Cancer								
			Residential			Nonresidential Child			Nonresidential Worker		
			Calculated Conc. ^(a) (ug/m ³)	RBC ⁽²⁾ (ug/m ³)	Risk ^(b) (chances-in-10 ⁶)	Calculated Conc. ^(a) (ug/m ³)	RBC ⁽²⁾ (ug/m ³)	Risk ^(b) (chances-in-10 ⁶)	Calculated Conc. ^(a) (ug/m ³)	RBC ⁽²⁾ (ug/m ³)	Risk ^(b) (chances-in-10 ⁶)
Exposure Location⁽³⁾			1136			1			10103		
Cumulative Facility-Wide Risk			2.9			<0.1			0.2		
SSF04											
Cumulative TEU Risk			--	--	0.054	--	--	1.4E-04	--	--	1.2E-03
Dispersion Factor (ug/m3/[g/s])			263			11.6			171		
Antimony	7440-36-0	9.8E-09	2.6E-06	--	(4)	1.1E-07	--	(4)	1.7E-06	--	(4)
Barium	7440-39-3	6.1E-09	1.6E-06	--	(4)	7.1E-08	--	(4)	1.0E-06	--	(4)
Cadmium	7440-43-9	6.3E-09	1.7E-06	5.6E-04	3.0E-03	7.3E-08	0.014	5.2E-06	1.1E-06	6.7E-03	1.6E-04
Chromium (total)	7440-47-3	5.8E-09	1.5E-06	--	(4)	6.8E-08	--	(4)	1.0E-06	--	(4)
Chromium VI	18540-29-9	5.8E-09	1.5E-06	3.1E-05	0.050	6.8E-08	5.2E-04	1.3E-04	1.0E-06	1.0E-03	1.0E-03
Cobalt	7440-48-4	2.6E-10	6.7E-08	--	(4)	3.0E-09	--	(4)	4.4E-08	--	(4)
Copper	7440-50-8	3.5E-08	9.1E-06	--	(4)	4.0E-07	--	(4)	5.9E-06	--	(4)
Lead	7439-92-1	5.5E-08	1.5E-05	--	(4)	6.4E-07	--	(4)	9.5E-06	--	(4)
Manganese	7439-96-5	8.8E-09	2.3E-06	--	(4)	1.0E-07	--	(4)	1.5E-06	--	(4)
Mercury	7439-97-6	6.7E-10	1.8E-07	--	(4)	7.8E-09	--	(4)	1.1E-07	--	(4)
Nickel	7440-02-0	1.3E-08	3.5E-06	3.8E-03	9.2E-04	1.5E-07	0.10	1.5E-06	2.3E-06	0.046	4.9E-05
Phosphorus	504	1.6E-07	4.1E-05	--	(4)	1.8E-06	--	(4)	2.7E-05	--	(4)
Zinc	7440-66-6	9.8E-08	2.6E-05	--	(4)	1.1E-06	--	(4)	1.7E-05	--	(4)
Fluorides	239	1.1E-06	3.0E-04	--	(4)	1.3E-05	--	(4)	1.9E-04	--	(4)
Silica, Crystalline	7631-86-9	2.6E-07	6.7E-05	--	(4)	3.0E-06	--	(4)	4.4E-05	--	(4)
SSF06											
Cumulative TEU Risk			--	--	0.053	--	--	1.4E-04	--	--	1.2E-03
Dispersion Factor (ug/m3/[g/s])			259			11.5			175		
Antimony	7440-36-0	9.8E-09	2.6E-06	--	(4)	1.1E-07	--	(4)	1.7E-06	--	(4)
Barium	7440-39-3	6.1E-09	1.6E-06	--	(4)	7.0E-08	--	(4)	1.1E-06	--	(4)
Cadmium	7440-43-9	6.3E-09	1.6E-06	5.6E-04	2.9E-03	7.3E-08	0.014	5.2E-06	1.1E-06	6.7E-03	1.6E-04
Chromium (total)	7440-47-3	5.8E-09	1.5E-06	--	(4)	6.7E-08	--	(4)	1.0E-06	--	(4)
Chromium VI	18540-29-9	5.8E-09	1.5E-06	3.1E-05	0.049	6.7E-08	5.2E-04	1.3E-04	1.0E-06	1.0E-03	1.0E-03
Cobalt	7440-48-4	2.6E-10	6.6E-08	--	(4)	3.0E-09	--	(4)	4.5E-08	--	(4)
Copper	7440-50-8	3.5E-08	9.0E-06	--	(4)	4.0E-07	--	(4)	6.1E-06	--	(4)
Lead	7439-92-1	5.5E-08	1.4E-05	--	(4)	6.4E-07	--	(4)	9.7E-06	--	(4)
Manganese	7439-96-5	8.8E-09	2.3E-06	--	(4)	1.0E-07	--	(4)	1.5E-06	--	(4)
Mercury	7439-97-6	6.7E-10	1.7E-07	--	(4)	7.7E-09	--	(4)	1.2E-07	--	(4)
Nickel	7440-02-0	1.3E-08	3.4E-06	3.8E-03	9.1E-04	1.5E-07	0.10	1.5E-06	2.3E-06	0.046	5.1E-05
Phosphorus	504	1.6E-07	4.1E-05	--	(4)	1.8E-06	--	(4)	2.8E-05	--	(4)
Zinc	7440-66-6	9.8E-08	2.6E-05	--	(4)	1.1E-06	--	(4)	1.7E-05	--	(4)
Fluorides	239	1.1E-06	2.9E-04	--	(4)	1.3E-05	--	(4)	2.0E-04	--	(4)
Silica, Crystalline	7631-86-9	2.6E-07	6.6E-05	--	(4)	3.0E-06	--	(4)	4.5E-05	--	(4)

**Table 6-9
Production Scenario 2—L3RA Results for Significant TEUs-Cancer Assessment
Hollingsworth & Vose Fiber Company—Corvallis, OR**

Toxic Air Contaminant	CAS	TAC Emission Rate ⁽¹⁾ (g/s)	Cancer								
			Residential			Nonresidential Child			Nonresidential Worker		
			Calculated Conc. ^(a) (ug/m ³)	RBC ⁽²⁾ (ug/m ³)	Risk ^(b) (chances-in-10 ⁶)	Calculated Conc. ^(a) (ug/m ³)	RBC ⁽²⁾ (ug/m ³)	Risk ^(b) (chances-in-10 ⁶)	Calculated Conc. ^(a) (ug/m ³)	RBC ⁽²⁾ (ug/m ³)	Risk ^(b) (chances-in-10 ⁶)
Exposure Location⁽³⁾			1136			1			10103		
Cumulative Facility-Wide Risk			2.9			<0.1			0.2		
SSF07											
Cumulative TEU Risk			--	--	0.050	--	--	1.3E-04	--	--	1.2E-03
Dispersion Factor (ug/m3/[g/s])			247			11.4			175		
Antimony	7440-36-0	9.8E-09	2.4E-06	--	(4)	1.1E-07	--	(4)	1.7E-06	--	(4)
Barium	7440-39-3	6.1E-09	1.5E-06	--	(4)	6.9E-08	--	(4)	1.1E-06	--	(4)
Cadmium	7440-43-9	6.3E-09	1.6E-06	5.6E-04	2.8E-03	7.1E-08	0.014	5.1E-06	1.1E-06	6.7E-03	1.6E-04
Chromium (total)	7440-47-3	5.8E-09	1.4E-06	--	(4)	6.6E-08	--	(4)	1.0E-06	--	(4)
Chromium VI	18540-29-9	5.8E-09	1.4E-06	3.1E-05	0.047	6.6E-08	5.2E-04	1.3E-04	1.0E-06	1.0E-03	1.0E-03
Cobalt	7440-48-4	2.6E-10	6.3E-08	--	(4)	2.9E-09	--	(4)	4.5E-08	--	(4)
Copper	7440-50-8	3.5E-08	8.6E-06	--	(4)	3.9E-07	--	(4)	6.1E-06	--	(4)
Lead	7439-92-1	5.5E-08	1.4E-05	--	(4)	6.3E-07	--	(4)	9.7E-06	--	(4)
Manganese	7439-96-5	8.8E-09	2.2E-06	--	(4)	1.0E-07	--	(4)	1.5E-06	--	(4)
Mercury	7439-97-6	6.7E-10	1.7E-07	--	(4)	7.6E-09	--	(4)	1.2E-07	--	(4)
Nickel	7440-02-0	1.3E-08	3.3E-06	3.8E-03	8.6E-04	1.5E-07	0.10	1.5E-06	2.3E-06	0.046	5.0E-05
Phosphorus	504	1.6E-07	3.9E-05	--	(4)	1.8E-06	--	(4)	2.8E-05	--	(4)
Zinc	7440-66-6	9.8E-08	2.4E-05	--	(4)	1.1E-06	--	(4)	1.7E-05	--	(4)
Fluorides	239	1.1E-06	2.8E-04	--	(4)	1.3E-05	--	(4)	2.0E-04	--	(4)
Silica, Crystalline	7631-86-9	2.6E-07	6.3E-05	--	(4)	2.9E-06	--	(4)	4.5E-05	--	(4)
SSF08											
Cumulative TEU Risk			--	--	0.052	--	--	1.4E-04	--	--	1.2E-03
Dispersion Factor (ug/m3/[g/s])			255			11.5			175		
Antimony	7440-36-0	9.8E-09	2.5E-06	--	(4)	1.1E-07	--	(4)	1.7E-06	--	(4)
Barium	7440-39-3	6.1E-09	1.5E-06	--	(4)	7.0E-08	--	(4)	1.1E-06	--	(4)
Cadmium	7440-43-9	6.3E-09	1.6E-06	5.6E-04	2.9E-03	7.2E-08	0.014	5.2E-06	1.1E-06	6.7E-03	1.6E-04
Chromium (total)	7440-47-3	5.8E-09	1.5E-06	--	(4)	6.7E-08	--	(4)	1.0E-06	--	(4)
Chromium VI	18540-29-9	5.8E-09	1.5E-06	3.1E-05	0.048	6.7E-08	5.2E-04	1.3E-04	1.0E-06	1.0E-03	1.0E-03
Cobalt	7440-48-4	2.6E-10	6.5E-08	--	(4)	2.9E-09	--	(4)	4.5E-08	--	(4)
Copper	7440-50-8	3.5E-08	8.9E-06	--	(4)	4.0E-07	--	(4)	6.1E-06	--	(4)
Lead	7439-92-1	5.5E-08	1.4E-05	--	(4)	6.4E-07	--	(4)	9.7E-06	--	(4)
Manganese	7439-96-5	8.8E-09	2.2E-06	--	(4)	1.0E-07	--	(4)	1.5E-06	--	(4)
Mercury	7439-97-6	6.7E-10	1.7E-07	--	(4)	7.7E-09	--	(4)	1.2E-07	--	(4)
Nickel	7440-02-0	1.3E-08	3.4E-06	3.8E-03	8.9E-04	1.5E-07	0.10	1.5E-06	2.3E-06	0.046	5.1E-05
Phosphorus	504	1.6E-07	4.0E-05	--	(4)	1.8E-06	--	(4)	2.8E-05	--	(4)
Zinc	7440-66-6	9.8E-08	2.5E-05	--	(4)	1.1E-06	--	(4)	1.7E-05	--	(4)
Fluorides	239	1.1E-06	2.9E-04	--	(4)	1.3E-05	--	(4)	2.0E-04	--	(4)
Silica, Crystalline	7631-86-9	2.6E-07	6.5E-05	--	(4)	2.9E-06	--	(4)	4.5E-05	--	(4)

**Table 6-9
Production Scenario 2—L3RA Results for Significant TEUs-Cancer Assessment
Hollingsworth & Vose Fiber Company—Corvallis, OR**

Toxic Air Contaminant	CAS	TAC Emission Rate ⁽¹⁾ (g/s)	Cancer								
			Residential			Nonresidential Child			Nonresidential Worker		
			Calculated Conc. ^(a) (ug/m ³)	RBC ⁽²⁾ (ug/m ³)	Risk ^(b) (chances-in-10 ⁶)	Calculated Conc. ^(a) (ug/m ³)	RBC ⁽²⁾ (ug/m ³)	Risk ^(b) (chances-in-10 ⁶)	Calculated Conc. ^(a) (ug/m ³)	RBC ⁽²⁾ (ug/m ³)	Risk ^(b) (chances-in-10 ⁶)
Exposure Location⁽³⁾			1136			1			10103		
Cumulative Facility-Wide Risk			2.9			<0.1			0.2		
SSF09											
Cumulative TEU Risk			--	--	0.034	--	--	1.3E-04	--	--	1.6E-03
Dispersion Factor (ug/m3/[g/s])			167			10.6			227		
Antimony	7440-36-0	9.8E-09	1.6E-06	--	(4)	1.0E-07	--	(4)	2.2E-06	--	(4)
Barium	7440-39-3	6.1E-09	1.0E-06	--	(4)	6.4E-08	--	(4)	1.4E-06	--	(4)
Cadmium	7440-43-9	6.3E-09	1.0E-06	5.6E-04	1.9E-03	6.7E-08	0.014	4.8E-06	1.4E-06	6.7E-03	2.1E-04
Chromium (total)	7440-47-3	5.8E-09	9.8E-07	--	(4)	6.2E-08	--	(4)	1.3E-06	--	(4)
Chromium VI	18540-29-9	5.8E-09	9.8E-07	3.1E-05	0.031	6.2E-08	5.2E-04	1.2E-04	1.3E-06	1.0E-03	1.3E-03
Cobalt	7440-48-4	2.6E-10	4.3E-08	--	(4)	2.7E-09	--	(4)	5.8E-08	--	(4)
Copper	7440-50-8	3.5E-08	5.8E-06	--	(4)	3.7E-07	--	(4)	7.9E-06	--	(4)
Lead	7439-92-1	5.5E-08	9.2E-06	--	(4)	5.9E-07	--	(4)	1.3E-05	--	(4)
Manganese	7439-96-5	8.8E-09	1.5E-06	--	(4)	9.3E-08	--	(4)	2.0E-06	--	(4)
Mercury	7439-97-6	6.7E-10	1.1E-07	--	(4)	7.1E-09	--	(4)	1.5E-07	--	(4)
Nickel	7440-02-0	1.3E-08	2.2E-06	3.8E-03	5.8E-04	1.4E-07	0.10	1.4E-06	3.0E-06	0.046	6.6E-05
Phosphorus	504	1.6E-07	2.6E-05	--	(4)	1.7E-06	--	(4)	3.6E-05	--	(4)
Zinc	7440-66-6	9.8E-08	1.6E-05	--	(4)	1.0E-06	--	(4)	2.2E-05	--	(4)
Fluorides	239	1.1E-06	1.9E-04	--	(4)	1.2E-05	--	(4)	2.6E-04	--	(4)
Silica, Crystalline	7631-86-9	2.6E-07	4.3E-05	--	(4)	2.7E-06	--	(4)	5.8E-05	--	(4)
SSF10											
Cumulative TEU Risk			--	--	0.036	--	--	1.3E-04	--	--	1.5E-03
Dispersion Factor (ug/m3/[g/s])			176			10.9			209		
Antimony	7440-36-0	9.8E-09	1.7E-06	--	(4)	1.1E-07	--	(4)	2.1E-06	--	(4)
Barium	7440-39-3	6.1E-09	1.1E-06	--	(4)	6.6E-08	--	(4)	1.3E-06	--	(4)
Cadmium	7440-43-9	6.3E-09	1.1E-06	5.6E-04	2.0E-03	6.9E-08	0.014	4.9E-06	1.3E-06	6.7E-03	2.0E-04
Chromium (total)	7440-47-3	5.8E-09	1.0E-06	--	(4)	6.4E-08	--	(4)	1.2E-06	--	(4)
Chromium VI	18540-29-9	5.8E-09	1.0E-06	3.1E-05	0.033	6.4E-08	5.2E-04	1.2E-04	1.2E-06	1.0E-03	1.2E-03
Cobalt	7440-48-4	2.6E-10	4.5E-08	--	(4)	2.8E-09	--	(4)	5.3E-08	--	(4)
Copper	7440-50-8	3.5E-08	6.1E-06	--	(4)	3.8E-07	--	(4)	7.3E-06	--	(4)
Lead	7439-92-1	5.5E-08	9.7E-06	--	(4)	6.0E-07	--	(4)	1.2E-05	--	(4)
Manganese	7439-96-5	8.8E-09	1.5E-06	--	(4)	9.6E-08	--	(4)	1.8E-06	--	(4)
Mercury	7439-97-6	6.7E-10	1.2E-07	--	(4)	7.3E-09	--	(4)	1.4E-07	--	(4)
Nickel	7440-02-0	1.3E-08	2.3E-06	3.8E-03	6.1E-04	1.5E-07	0.10	1.5E-06	2.8E-06	0.046	6.0E-05
Phosphorus	504	1.6E-07	2.8E-05	--	(4)	1.7E-06	--	(4)	3.3E-05	--	(4)
Zinc	7440-66-6	9.8E-08	1.7E-05	--	(4)	1.1E-06	--	(4)	2.1E-05	--	(4)
Fluorides	239	1.1E-06	2.0E-04	--	(4)	1.2E-05	--	(4)	2.4E-04	--	(4)
Silica, Crystalline	7631-86-9	2.6E-07	4.5E-05	--	(4)	2.8E-06	--	(4)	5.3E-05	--	(4)

**Table 6-9
Production Scenario 2—L3RA Results for Significant TEUs-Cancer Assessment
Hollingsworth & Vose Fiber Company—Corvallis, OR**

Toxic Air Contaminant	CAS	TAC Emission Rate ⁽¹⁾ (g/s)	Cancer								
			Residential			Nonresidential Child			Nonresidential Worker		
			Calculated Conc. ^(a) (ug/m ³)	RBC ⁽²⁾ (ug/m ³)	Risk ^(b) (chances-in-10 ⁶)	Calculated Conc. ^(a) (ug/m ³)	RBC ⁽²⁾ (ug/m ³)	Risk ^(b) (chances-in-10 ⁶)	Calculated Conc. ^(a) (ug/m ³)	RBC ⁽²⁾ (ug/m ³)	Risk ^(b) (chances-in-10 ⁶)
Exposure Location⁽³⁾			1136			1			10103		
Cumulative Facility-Wide Risk			2.9			<0.1			0.2		
SSF11											
Cumulative TEU Risk			--	--	0.035	--	--	1.3E-04	--	--	1.5E-03
Dispersion Factor (ug/m3/[g/s])			174			10.9			215		
Antimony	7440-36-0	9.8E-09	1.7E-06	--	(4)	1.1E-07	--	(4)	2.1E-06	--	(4)
Barium	7440-39-3	6.1E-09	1.1E-06	--	(4)	6.6E-08	--	(4)	1.3E-06	--	(4)
Cadmium	7440-43-9	6.3E-09	1.1E-06	5.6E-04	1.9E-03	6.8E-08	0.014	4.9E-06	1.3E-06	6.7E-03	2.0E-04
Chromium (total)	7440-47-3	5.8E-09	1.0E-06	--	(4)	6.3E-08	--	(4)	1.3E-06	--	(4)
Chromium VI	18540-29-9	5.8E-09	1.0E-06	3.1E-05	0.033	6.3E-08	5.2E-04	1.2E-04	1.3E-06	1.0E-03	1.3E-03
Cobalt	7440-48-4	2.6E-10	4.4E-08	--	(4)	2.8E-09	--	(4)	5.5E-08	--	(4)
Copper	7440-50-8	3.5E-08	6.0E-06	--	(4)	3.8E-07	--	(4)	7.5E-06	--	(4)
Lead	7439-92-1	5.5E-08	9.6E-06	--	(4)	6.0E-07	--	(4)	1.2E-05	--	(4)
Manganese	7439-96-5	8.8E-09	1.5E-06	--	(4)	9.5E-08	--	(4)	1.9E-06	--	(4)
Mercury	7439-97-6	6.7E-10	1.2E-07	--	(4)	7.3E-09	--	(4)	1.4E-07	--	(4)
Nickel	7440-02-0	1.3E-08	2.3E-06	3.8E-03	6.1E-04	1.4E-07	0.10	1.4E-06	2.9E-06	0.046	6.2E-05
Phosphorus	504	1.6E-07	2.7E-05	--	(4)	1.7E-06	--	(4)	3.4E-05	--	(4)
Zinc	7440-66-6	9.8E-08	1.7E-05	--	(4)	1.1E-06	--	(4)	2.1E-05	--	(4)
Fluorides	239	1.1E-06	2.0E-04	--	(4)	1.2E-05	--	(4)	2.4E-04	--	(4)
Silica, Crystalline	7631-86-9	2.6E-07	4.4E-05	--	(4)	2.8E-06	--	(4)	5.5E-05	--	(4)
SSF12											
Cumulative TEU Risk			--	--	0.034	--	--	1.3E-04	--	--	1.6E-03
Dispersion Factor (ug/m3/[g/s])			166			10.6			233		
Antimony	7440-36-0	9.8E-09	1.6E-06	--	(4)	1.0E-07	--	(4)	2.3E-06	--	(4)
Barium	7440-39-3	6.1E-09	1.0E-06	--	(4)	6.4E-08	--	(4)	1.4E-06	--	(4)
Cadmium	7440-43-9	6.3E-09	1.0E-06	5.6E-04	1.9E-03	6.7E-08	0.014	4.8E-06	1.5E-06	6.7E-03	2.2E-04
Chromium (total)	7440-47-3	5.8E-09	9.7E-07	--	(4)	6.2E-08	--	(4)	1.4E-06	--	(4)
Chromium VI	18540-29-9	5.8E-09	9.7E-07	3.1E-05	0.031	6.2E-08	5.2E-04	1.2E-04	1.4E-06	1.0E-03	1.4E-03
Cobalt	7440-48-4	2.6E-10	4.3E-08	--	(4)	2.7E-09	--	(4)	6.0E-08	--	(4)
Copper	7440-50-8	3.5E-08	5.8E-06	--	(4)	3.7E-07	--	(4)	8.1E-06	--	(4)
Lead	7439-92-1	5.5E-08	9.2E-06	--	(4)	5.9E-07	--	(4)	1.3E-05	--	(4)
Manganese	7439-96-5	8.8E-09	1.5E-06	--	(4)	9.3E-08	--	(4)	2.0E-06	--	(4)
Mercury	7439-97-6	6.7E-10	1.1E-07	--	(4)	7.1E-09	--	(4)	1.6E-07	--	(4)
Nickel	7440-02-0	1.3E-08	2.2E-06	3.8E-03	5.8E-04	1.4E-07	0.10	1.4E-06	3.1E-06	0.046	6.7E-05
Phosphorus	504	1.6E-07	2.6E-05	--	(4)	1.7E-06	--	(4)	3.7E-05	--	(4)
Zinc	7440-66-6	9.8E-08	1.6E-05	--	(4)	1.0E-06	--	(4)	2.3E-05	--	(4)
Fluorides	239	1.1E-06	1.9E-04	--	(4)	1.2E-05	--	(4)	2.6E-04	--	(4)
Silica, Crystalline	7631-86-9	2.6E-07	4.3E-05	--	(4)	2.7E-06	--	(4)	6.0E-05	--	(4)

**Table 6-9
Production Scenario 2—L3RA Results for Significant TEUs-Cancer Assessment
Hollingsworth & Vose Fiber Company—Corvallis, OR**

Toxic Air Contaminant	CAS	TAC Emission Rate ⁽¹⁾ (g/s)	Cancer								
			Residential			Nonresidential Child			Nonresidential Worker		
			Calculated Conc. ^(a) (ug/m ³)	RBC ⁽²⁾ (ug/m ³)	Risk ^(b) (chances-in-10 ⁶)	Calculated Conc. ^(a) (ug/m ³)	RBC ⁽²⁾ (ug/m ³)	Risk ^(b) (chances-in-10 ⁶)	Calculated Conc. ^(a) (ug/m ³)	RBC ⁽²⁾ (ug/m ³)	Risk ^(b) (chances-in-10 ⁶)
Exposure Location ⁽³⁾			1136			1			10103		
Cumulative Facility-Wide Risk			2.9			<0.1			0.2		
SSF14											
Cumulative TEU Risk			--	--	4.5E-03	--	--	1.2E-04	--	--	1.1E-04
Dispersion Factor (ug/m3/[g/s])			43.5			20.7			30.0		
Antimony	7440-36-0	1.4E-08	5.9E-07	--	(4)	2.8E-07	--	(4)	4.1E-07	--	(4)
Barium	7440-39-3	9.1E-09	4.0E-07	--	(4)	1.9E-07	--	(4)	2.7E-07	--	(4)
Cadmium	7440-43-9	2.5E-09	1.1E-07	5.6E-04	2.0E-04	5.2E-08	0.014	3.7E-06	7.5E-08	6.7E-03	1.1E-05
Chromium (total)	7440-47-3	2.9E-09	1.3E-07	--	(4)	6.1E-08	--	(4)	8.8E-08	--	(4)
Chromium VI	18540-29-9	2.9E-09	1.3E-07	3.1E-05	4.1E-03	6.1E-08	5.2E-04	1.2E-04	8.8E-08	1.0E-03	8.8E-05
Copper	7440-50-8	4.2E-08	1.8E-06	--	(4)	8.6E-07	--	(4)	1.2E-06	--	(4)
Manganese	7439-96-5	9.5E-09	4.1E-07	--	(4)	2.0E-07	--	(4)	2.9E-07	--	(4)
Mercury	7439-97-6	4.8E-10	2.1E-08	--	(4)	9.9E-09	--	(4)	1.4E-08	--	(4)
Nickel	7440-02-0	1.6E-08	6.9E-07	3.8E-03	1.8E-04	3.3E-07	0.10	3.3E-06	4.7E-07	0.046	1.0E-05
Phosphorus	504	7.8E-08	3.4E-06	--	(4)	1.6E-06	--	(4)	2.3E-06	--	(4)
Zinc	7440-66-6	2.5E-07	1.1E-05	--	(4)	5.2E-06	--	(4)	7.5E-06	--	(4)
Fluorides	239	1.5E-07	6.6E-06	--	(4)	3.1E-06	--	(4)	4.5E-06	--	(4)
Silica, Crystalline	7631-86-9	1.2E-06	5.0E-05	--	(4)	2.4E-05	--	(4)	3.4E-05	--	(4)
SSF15											
Cumulative TEU Risk			--	--	4.5E-03	--	--	1.2E-04	--	--	1.1E-04
Dispersion Factor (ug/m3/[g/s])			43.9			20.6			30.1		
Antimony	7440-36-0	1.4E-08	6.0E-07	--	(4)	2.8E-07	--	(4)	4.1E-07	--	(4)
Barium	7440-39-3	9.1E-09	4.0E-07	--	(4)	1.9E-07	--	(4)	2.7E-07	--	(4)
Cadmium	7440-43-9	2.5E-09	1.1E-07	5.6E-04	2.0E-04	5.2E-08	0.014	3.7E-06	7.6E-08	6.7E-03	1.1E-05
Chromium (total)	7440-47-3	2.9E-09	1.3E-07	--	(4)	6.0E-08	--	(4)	8.8E-08	--	(4)
Chromium VI	18540-29-9	2.9E-09	1.3E-07	3.1E-05	4.1E-03	6.0E-08	5.2E-04	1.2E-04	8.8E-08	1.0E-03	8.8E-05
Copper	7440-50-8	4.2E-08	1.8E-06	--	(4)	8.6E-07	--	(4)	1.3E-06	--	(4)
Manganese	7439-96-5	9.5E-09	4.2E-07	--	(4)	2.0E-07	--	(4)	2.9E-07	--	(4)
Mercury	7439-97-6	4.8E-10	2.1E-08	--	(4)	9.8E-09	--	(4)	1.4E-08	--	(4)
Nickel	7440-02-0	1.6E-08	6.9E-07	3.8E-03	1.8E-04	3.2E-07	0.10	3.2E-06	4.7E-07	0.046	1.0E-05
Phosphorus	504	7.8E-08	3.4E-06	--	(4)	1.6E-06	--	(4)	2.3E-06	--	(4)
Zinc	7440-66-6	2.5E-07	1.1E-05	--	(4)	5.2E-06	--	(4)	7.6E-06	--	(4)
Fluorides	239	1.5E-07	6.7E-06	--	(4)	3.1E-06	--	(4)	4.6E-06	--	(4)
Silica, Crystalline	7631-86-9	1.2E-06	5.0E-05	--	(4)	2.4E-05	--	(4)	3.5E-05	--	(4)

**Table 6-9
Production Scenario 2—L3RA Results for Significant TEUs-Cancer Assessment
Hollingsworth & Vose Fiber Company—Corvallis, OR**

Toxic Air Contaminant	CAS	TAC Emission Rate ⁽¹⁾ (g/s)	Cancer								
			Residential			Nonresidential Child			Nonresidential Worker		
			Calculated Conc. ^(a) (ug/m ³)	RBC ⁽²⁾ (ug/m ³)	Risk ^(b) (chances-in-10 ⁶)	Calculated Conc. ^(a) (ug/m ³)	RBC ⁽²⁾ (ug/m ³)	Risk ^(b) (chances-in-10 ⁶)	Calculated Conc. ^(a) (ug/m ³)	RBC ⁽²⁾ (ug/m ³)	Risk ^(b) (chances-in-10 ⁶)
Exposure Location⁽³⁾			1136			1			10103		
Cumulative Facility-Wide Risk			2.9			<0.1			0.2		
SSF13											
Cumulative TEU Risk			--	--	0.15	--	--	5.5E-04	--	--	8.1E-03
Dispersion Factor (ug/m3/[g/s])			164			10.6			243		
Antimony	7440-36-0	6.9E-08	1.1E-05	--	(4)	7.3E-07	--	(4)	1.7E-05	--	(4)
Barium	7440-39-3	4.8E-08	7.9E-06	--	(4)	5.1E-07	--	(4)	1.2E-05	--	(4)
Cadmium	7440-43-9	5.8E-08	9.5E-06	5.6E-04	0.017	6.1E-07	0.014	4.4E-05	1.4E-05	6.7E-03	2.1E-03
Chromium (total)	7440-47-3	2.5E-08	4.1E-06	--	(4)	2.6E-07	--	(4)	6.0E-06	--	(4)
Chromium VI	18540-29-9	2.5E-08	4.1E-06	3.1E-05	0.13	2.6E-07	5.2E-04	5.0E-04	6.0E-06	1.0E-03	6.0E-03
Cobalt	7440-48-4	1.0E-08	1.7E-06	--	(4)	1.1E-07	--	(4)	2.5E-06	--	(4)
Copper	7440-50-8	3.8E-07	6.2E-05	--	(4)	4.0E-06	--	(4)	9.2E-05	--	(4)
Lead	7439-92-1	5.1E-07	8.5E-05	--	(4)	5.5E-06	--	(4)	1.3E-04	--	(4)
Manganese	7439-96-5	1.4E-08	2.3E-06	--	(4)	1.5E-07	--	(4)	3.3E-06	--	(4)
Mercury	7439-97-6	7.0E-06	1.1E-03	--	(4)	7.4E-05	--	(4)	1.7E-03	--	(4)
Phosphorus	504	1.5E-06	2.5E-04	--	(4)	1.6E-05	--	(4)	3.7E-04	--	(4)
Zinc	7440-66-6	7.9E-07	1.3E-04	--	(4)	8.4E-06	--	(4)	1.9E-04	--	(4)
Fluorides	239	2.7E-06	4.4E-04	--	(4)	2.8E-05	--	(4)	6.5E-04	--	(4)
Silica, Crystalline	7631-86-9	2.3E-06	3.8E-04	--	(4)	2.4E-05	--	(4)	5.6E-04	--	(4)
SILO1											
Cumulative TEU Risk			--	--	--	--	--	--	--	--	--
Dispersion Factor (ug/m3/[g/s])			22.9			1.06			26.5		
Silica, Crystalline	7631-86-9	1.5E-07	3.4E-06	--	(4)	1.6E-07	--	(4)	3.9E-06	--	(4)
SILO2											
Cumulative TEU Risk			--	--	--	--	--	--	--	--	--
Dispersion Factor (ug/m3/[g/s])			0.95			1.81			2.59		
Silica, Crystalline	7631-86-9	1.5E-07	1.4E-07	--	(4)	2.7E-07	--	(4)	3.8E-07	--	(4)
BBBH											
Cumulative TEU Risk			--	--	1.9E-03	--	--	7.3E-06	--	--	8.6E-04
Dispersion Factor (ug/m3/[g/s])			21.2			2.10			118		
Aluminum	7429-90-5	2.9E-03	0.062	--	(4)	6.1E-03	--	(4)	0.34	--	(4)
Barium	7440-39-3	7.5E-04	0.016	--	(4)	1.6E-03	--	(4)	0.089	--	(4)
Cadmium	7440-43-9	4.9E-08	1.0E-06	5.6E-04	1.9E-03	1.0E-07	0.014	7.3E-06	5.8E-06	6.7E-03	8.6E-04
Lead	7439-92-1	4.9E-07	1.0E-05	--	(4)	1.0E-06	--	(4)	5.8E-05	--	(4)
Zinc Oxide	1314-13-2	4.8E-04	0.010	--	(4)	1.0E-03	--	(4)	0.056	--	(4)
Fluorides	239	2.1E-04	4.4E-03	--	(4)	4.4E-04	--	(4)	0.025	--	(4)
Silica, Crystalline	7631-86-9	7.3E-03	0.16	--	(4)	0.015	--	(4)	0.87	--	(4)
GPI_A											
Cumulative TEU Risk			--	--	5.8E-05	--	--	2.7E-07	--	--	2.0E-05
Dispersion Factor (ug/m3/[g/s])			48.8			5.78			206		
Aluminum	7429-90-5	3.9E-05	1.9E-03	--	(4)	2.3E-04	--	(4)	8.1E-03	--	(4)
Barium	7440-39-3	1.0E-05	5.0E-04	--	(4)	5.9E-05	--	(4)	2.1E-03	--	(4)
Cadmium	7440-43-9	6.6E-10	3.2E-08	5.6E-04	5.8E-05	3.8E-09	0.014	2.7E-07	1.4E-07	6.7E-03	2.0E-05
Lead	7439-92-1	6.6E-09	3.2E-07	--	(4)	3.8E-08	--	(4)	1.4E-06	--	(4)
Zinc Oxide	1314-13-2	6.4E-06	3.1E-04	--	(4)	3.7E-05	--	(4)	1.3E-03	--	(4)
Fluorides	239	2.8E-06	1.4E-04	--	(4)	1.6E-05	--	(4)	5.8E-04	--	(4)
Glasswool Fibers	352	5.6E-03	0.27	--	(4)	0.032	--	(4)	1.15	--	(4)
Silica, Crystalline	7631-86-9	9.9E-05	4.8E-03	--	(4)	5.7E-04	--	(4)	0.020	--	(4)

**Table 6-9
Production Scenario 2—L3RA Results for Significant TEUs-Cancer Assessment
Hollingsworth & Vose Fiber Company—Corvallis, OR**

Toxic Air Contaminant	CAS	TAC Emission Rate ⁽¹⁾ (g/s)	Cancer								
			Residential			Nonresidential Child			Nonresidential Worker		
			Calculated Conc. ^(a) (ug/m ³)	RBC ⁽²⁾ (ug/m ³)	Risk ^(b) (chances-in-10 ⁶)	Calculated Conc. ^(a) (ug/m ³)	RBC ⁽²⁾ (ug/m ³)	Risk ^(b) (chances-in-10 ⁶)	Calculated Conc. ^(a) (ug/m ³)	RBC ⁽²⁾ (ug/m ³)	Risk ^(b) (chances-in-10 ⁶)
Exposure Location⁽³⁾			1136			1			10103		
Cumulative Facility-Wide Risk			2.9			<0.1			0.2		
GP1_B											
Cumulative TEU Risk			--	--	5.7E-05	--	--	2.7E-07	--	--	1.8E-05
Dispersion Factor (ug/m3/[g/s])			48.3			5.76			178		
Aluminum	7429-90-5	3.9E-05	1.9E-03	--	(4)	2.3E-04	--	(4)	7.0E-03	--	(4)
Barium	7440-39-3	1.0E-05	4.9E-04	--	(4)	5.9E-05	--	(4)	1.8E-03	--	(4)
Cadmium	7440-43-9	6.6E-10	3.2E-08	5.6E-04	5.7E-05	3.8E-09	0.014	2.7E-07	1.2E-07	6.7E-03	1.8E-05
Lead	7439-92-1	6.6E-09	3.2E-07	--	(4)	3.8E-08	--	(4)	1.2E-06	--	(4)
Zinc Oxide	1314-13-2	6.4E-06	3.1E-04	--	(4)	3.7E-05	--	(4)	1.1E-03	--	(4)
Fluorides	239	2.8E-06	1.4E-04	--	(4)	1.6E-05	--	(4)	5.0E-04	--	(4)
Glasswool Fibers	352	5.6E-03	0.27	--	(4)	0.032	--	(4)	0.99	--	(4)
Silica, Crystalline	7631-86-9	9.9E-05	4.8E-03	--	(4)	5.7E-04	--	(4)	0.018	--	(4)
BHBH											
Cumulative TEU Risk			--	--	1.5E-07	--	--	8.2E-10	--	--	1.0E-07
Dispersion Factor (ug/m3/[g/s])			65.3			8.77			531		
Aluminum	7429-90-5	7.9E-08	5.1E-06	--	(4)	6.9E-07	--	(4)	4.2E-05	--	(4)
Barium	7440-39-3	2.0E-08	1.3E-06	--	(4)	1.8E-07	--	(4)	1.1E-05	--	(4)
Cadmium	7440-43-9	1.3E-12	8.6E-11	5.6E-04	1.5E-07	1.2E-11	0.014	8.2E-10	7.0E-10	6.7E-03	1.0E-07
Lead	7439-92-1	1.3E-11	8.6E-10	--	(4)	1.2E-10	--	(4)	7.0E-09	--	(4)
Zinc Oxide	1314-13-2	1.3E-08	8.3E-07	--	(4)	1.1E-07	--	(4)	6.8E-06	--	(4)
Fluorides	239	5.6E-09	3.7E-07	--	(4)	4.9E-08	--	(4)	3.0E-06	--	(4)
Silica, Crystalline	7631-86-9	2.0E-07	1.3E-05	--	(4)	1.7E-06	--	(4)	1.1E-04	--	(4)
CT1_2											
Cumulative TEU Risk			--	--	0	--	--	0	--	--	0
Dispersion Factor (ug/m3/[g/s])			14.1			3.61			37.5		
Phosphoric Acid	7664-38-2	2.0E-05	2.9E-04	--	(4)	7.4E-05	--	(4)	7.7E-04	--	(4)
Sulfuric Acid	7664-93-9	2.0E-05	2.9E-04	--	(4)	7.4E-05	--	(4)	7.7E-04	--	(4)
CT3A											
Cumulative TEU Risk			--	--	0	--	--	0	--	--	0
Dispersion Factor (ug/m3/[g/s])			12.4			2.21			38.5		
Phosphoric Acid	7664-38-2	1.1E-05	1.4E-04	--	(4)	2.5E-05	--	(4)	4.4E-04	--	(4)
Sulfuric Acid	7664-93-9	1.1E-05	1.4E-04	--	(4)	2.5E-05	--	(4)	4.4E-04	--	(4)
CT3B											
Cumulative TEU Risk			--	--	0	--	--	0	--	--	0
Dispersion Factor (ug/m3/[g/s])			12.4			2.21			36.6		
Phosphoric Acid	7664-38-2	1.1E-05	1.4E-04	--	(4)	2.5E-05	--	(4)	4.2E-04	--	(4)
Sulfuric Acid	7664-93-9	1.1E-05	1.4E-04	--	(4)	2.5E-05	--	(4)	4.2E-04	--	(4)
CT4											
Cumulative TEU Risk			--	--	0	--	--	0	--	--	0
Dispersion Factor (ug/m3/[g/s])			3.27			3.40			8.15		
Phosphoric Acid	7664-38-2	1.8E-05	5.9E-05	--	(4)	6.2E-05	--	(4)	1.5E-04	--	(4)
Sulfuric Acid	7664-93-9	1.8E-05	5.9E-05	--	(4)	6.2E-05	--	(4)	1.5E-04	--	(4)

**Table 6-9
Production Scenario 2—L3RA Results for Significant TEUs-Cancer Assessment
Hollingsworth & Vose Fiber Company—Corvallis, OR**

Toxic Air Contaminant	CAS	TAC Emission Rate ⁽¹⁾ (g/s)	Cancer								
			Residential			Nonresidential Child			Nonresidential Worker		
			Calculated Conc. ^(a) (ug/m ³)	RBC ⁽²⁾ (ug/m ³)	Risk ^(b) (chances-in-10 ⁶)	Calculated Conc. ^(a) (ug/m ³)	RBC ⁽²⁾ (ug/m ³)	Risk ^(b) (chances-in-10 ⁶)	Calculated Conc. ^(a) (ug/m ³)	RBC ⁽²⁾ (ug/m ³)	Risk ^(b) (chances-in-10 ⁶)
Exposure Location⁽³⁾			1136			1			10103		
Cumulative Facility-Wide Risk			2.9			<0.1			0.2		
PAINT											
Cumulative TEU Risk			--	--	0.047	--	--	1.4E-04	--	--	0.040
Dispersion Factor (ug/m3/[g/s])			128			9.77			1,298		
Barium	7440-39-3	2.1E-04	0.027	--	(4)	2.1E-03	--	(4)	0.28	--	(4)
Cobalt	7440-48-4	1.0E-05	1.3E-03	--	(4)	9.9E-05	--	(4)	0.013	--	(4)
Acetone	67-64-1	3.5E-03	0.45	--	(4)	0.034	--	(4)	4.58	--	(4)
Ethylbenzene	100-41-4	1.5E-04	0.019	0.40	0.047	1.4E-03	10.0	1.4E-04	0.19	4.80	0.040
1,2,4-Trimethylbenzene	95-63-6	1.9E-04	0.024	--	(4)	1.8E-03	--	(4)	0.24	--	(4)
Xylenes (mixed isomers)	1330-20-7	6.1E-04	0.077	--	(4)	5.9E-03	--	(4)	0.79	--	(4)
EGEN1											
Cumulative TEU Risk			--	--	0.32	--	--	6.1E-04	--	--	0.025
Dispersion Factor (ug/m3/[g/s])			7.55			0.48			16.8		
Arsenic	7440-38-2	5.4E-08	4.1E-07	2.4E-05	0.017	2.6E-08	1.3E-03	2.0E-05	9.1E-07	6.2E-04	1.5E-03
Cadmium	7440-43-9	5.0E-08	3.8E-07	5.6E-04	6.8E-04	2.4E-08	0.014	1.7E-06	8.5E-07	6.7E-03	1.3E-04
Chromium VI	18540-29-9	3.4E-09	2.5E-08	3.1E-05	8.2E-04	1.6E-09	5.2E-04	3.1E-06	5.7E-08	1.0E-03	5.7E-05
Copper	7440-50-8	1.4E-07	1.0E-06	--	(4)	6.6E-08	--	(4)	2.3E-06	--	(4)
Lead	7439-92-1	2.8E-07	2.1E-06	--	(4)	1.3E-07	--	(4)	4.7E-06	--	(4)
Manganese	7439-96-5	1.0E-07	7.9E-07	--	(4)	5.0E-08	--	(4)	1.8E-06	--	(4)
Mercury	7439-97-6	6.7E-08	5.1E-07	--	(4)	3.2E-08	--	(4)	1.1E-06	--	(4)
Nickel	7440-02-0	1.3E-07	9.9E-07	3.8E-03	2.6E-04	6.3E-08	0.10	6.3E-07	2.2E-06	0.046	4.8E-05
Selenium	7782-49-2	7.4E-08	5.6E-07	--	(4)	3.6E-08	--	(4)	1.2E-06	--	(4)
Ammonia	7664-41-7	2.7E-05	2.0E-04	--	(4)	1.3E-05	--	(4)	4.5E-04	--	(4)
Hydrochloric Acid	7647-01-0	6.3E-06	4.7E-05	--	(4)	3.0E-06	--	(4)	1.1E-04	--	(4)
Acetaldehyde	75-07-0	2.6E-05	2.0E-04	0.45	4.4E-04	1.3E-05	12.0	1.1E-06	4.4E-04	5.50	8.1E-05
Acrolein	107-02-8	1.1E-06	8.6E-06	--	(4)	5.5E-07	--	(4)	1.9E-05	--	(4)
Benzene	71-43-2	6.3E-06	4.7E-05	0.13	3.6E-04	3.0E-06	3.30	9.1E-07	1.1E-04	1.50	7.0E-05
1,3-Butadiene	106-99-0	7.3E-06	5.5E-05	0.033	1.7E-03	3.5E-06	0.86	4.1E-06	1.2E-04	0.40	3.1E-04
Ethylbenzene	100-41-4	3.7E-07	2.8E-06	0.40	6.9E-06	1.8E-07	10.0	1.8E-08	6.2E-06	4.80	1.3E-06
Formaldehyde	50-00-0	5.8E-05	4.4E-04	0.17	2.6E-03	2.8E-05	4.30	6.5E-06	9.8E-04	2.00	4.9E-04
Hexane	110-54-3	9.1E-07	6.8E-06	--	(4)	4.4E-07	--	(4)	1.5E-05	--	(4)
Toluene	108-88-3	3.5E-06	2.7E-05	--	(4)	1.7E-06	--	(4)	6.0E-05	--	(4)
Xylenes (mixed isomers)	1330-20-7	1.4E-06	1.1E-05	--	(4)	6.9E-07	--	(4)	2.4E-05	--	(4)
PAHs	401	1.2E-06	9.2E-06	4.3E-05	0.21	5.9E-07	1.6E-03	3.7E-04	2.1E-05	3.0E-03	6.8E-03
Benzo[a]pyrene	50-32-8	1.2E-09	9.1E-09	4.3E-05	2.1E-04	5.8E-10	1.6E-03	3.6E-07	2.0E-08	3.0E-03	6.7E-06
Naphthalene	91-20-3	6.6E-07	5.0E-06	0.029	1.7E-04	3.2E-07	0.76	4.2E-07	1.1E-05	0.35	3.2E-05
DPM	200	1.1E-03	8.5E-03	0.10	0.085	5.4E-04	2.60	2.1E-04	0.019	1.20	0.016

**Table 6-9
Production Scenario 2—L3RA Results for Significant TEUs-Cancer Assessment
Hollingsworth & Vose Fiber Company—Corvallis, OR**

Toxic Air Contaminant	CAS	TAC Emission Rate ⁽¹⁾ (g/s)	Cancer								
			Residential			Nonresidential Child			Nonresidential Worker		
			Calculated Conc. ^(a) (ug/m ³)	RBC ⁽²⁾ (ug/m ³)	Risk ^(b) (chances-in-10 ⁶)	Calculated Conc. ^(a) (ug/m ³)	RBC ⁽²⁾ (ug/m ³)	Risk ^(b) (chances-in-10 ⁶)	Calculated Conc. ^(a) (ug/m ³)	RBC ⁽²⁾ (ug/m ³)	Risk ^(b) (chances-in-10 ⁶)
Exposure Location ⁽³⁾			1136			1			10103		
Cumulative Facility-Wide Risk			2.9			<0.1			0.2		
EGEN2											
Cumulative TEU Risk			--	--	0.27	--	--	7.8E-04	--	--	0.035
Dispersion Factor (ug/m3/[g/s])			8.81			0.87			33.1		
Arsenic	7440-38-2	3.8E-08	3.3E-07	2.4E-05	0.014	3.3E-08	1.3E-03	2.5E-05	1.3E-06	6.2E-04	2.0E-03
Cadmium	7440-43-9	3.6E-08	3.1E-07	5.6E-04	5.6E-04	3.1E-08	0.014	2.2E-06	1.2E-06	6.7E-03	1.8E-04
Chromium VI	18540-29-9	2.4E-09	2.1E-08	3.1E-05	6.7E-04	2.1E-09	5.2E-04	3.9E-06	7.9E-08	1.0E-03	7.9E-05
Copper	7440-50-8	9.7E-08	8.6E-07	--	(4)	8.4E-08	--	(4)	3.2E-06	--	(4)
Lead	7439-92-1	2.0E-07	1.7E-06	--	(4)	1.7E-07	--	(4)	6.5E-06	--	(4)
Manganese	7439-96-5	7.4E-08	6.5E-07	--	(4)	6.4E-08	--	(4)	2.4E-06	--	(4)
Mercury	7439-97-6	4.7E-08	4.2E-07	--	(4)	4.1E-08	--	(4)	1.6E-06	--	(4)
Nickel	7440-02-0	9.3E-08	8.2E-07	3.8E-03	2.1E-04	8.0E-08	0.10	8.0E-07	3.1E-06	0.046	6.7E-05
Selenium	7782-49-2	5.2E-08	4.6E-07	--	(4)	4.5E-08	--	(4)	1.7E-06	--	(4)
Ammonia	7664-41-7	1.9E-05	1.7E-04	--	(4)	1.6E-05	--	(4)	6.3E-04	--	(4)
Hydrochloric Acid	7647-01-0	4.4E-06	3.9E-05	--	(4)	3.8E-06	--	(4)	1.5E-04	--	(4)
Acetaldehyde	75-07-0	1.9E-05	1.6E-04	0.45	3.6E-04	1.6E-05	12.0	1.3E-06	6.2E-04	5.50	1.1E-04
Acrolein	107-02-8	8.0E-07	7.1E-06	--	(4)	7.0E-07	--	(4)	2.7E-05	--	(4)
Benzene	71-43-2	4.4E-06	3.9E-05	0.13	3.0E-04	3.8E-06	3.30	1.2E-06	1.5E-04	1.50	9.8E-05
1,3-Butadiene	106-99-0	5.2E-06	4.5E-05	0.033	1.4E-03	4.5E-06	0.86	5.2E-06	1.7E-04	0.40	4.3E-04
Ethylbenzene	100-41-4	2.6E-07	2.3E-06	0.40	5.7E-06	2.2E-07	10.0	2.2E-08	8.6E-06	4.80	1.8E-06
Formaldehyde	50-00-0	4.1E-05	3.6E-04	0.17	2.1E-03	3.5E-05	4.30	8.2E-06	1.4E-03	2.00	6.8E-04
Hexane	110-54-3	6.4E-07	5.6E-06	--	(4)	5.5E-07	--	(4)	2.1E-05	--	(4)
Toluene	108-88-3	2.5E-06	2.2E-05	--	(4)	2.2E-06	--	(4)	8.3E-05	--	(4)
Xylenes (mixed isomers)	1330-20-7	1.0E-06	8.9E-06	--	(4)	8.7E-07	--	(4)	3.3E-05	--	(4)
PAHs	401	8.6E-07	7.6E-06	4.3E-05	0.18	7.4E-07	1.6E-03	4.6E-04	2.8E-05	3.0E-03	9.5E-03
Benzo[a]pyrene	50-32-8	8.5E-10	7.5E-09	4.3E-05	1.7E-04	7.3E-10	1.6E-03	4.6E-07	2.8E-08	3.0E-03	9.4E-06
Naphthalene	91-20-3	4.7E-07	4.1E-06	0.029	1.4E-04	4.0E-07	0.76	5.3E-07	1.5E-05	0.35	4.4E-05
DPM	200	8.0E-04	7.0E-03	0.10	0.070	6.9E-04	2.60	2.6E-04	0.026	1.20	0.022

Notes

g = gram; m³ = cubic meter; RBC = risk-based concentration; s = second; TEU = toxic emission unit; TAC - toxic air contaminant; ug = micrograms.

^(a) Calculated concentration (ug/m³) = (dispersion factor [(ug/m³)/(g/s)]) x (TAC emission rate per TEU [g/s])

^(b) Risk (chances-in-1,000,000) = (calculated concentration [ug/m³]) / (risk-based concentration [ug/m³])

References

⁽¹⁾ See Table 3-2, Annual TAC Emission Rates—Significant TEUs.

⁽²⁾ Oregon Administrative Rule 340-245-8010, Table 2.

⁽³⁾ See Table 6-7, Maximum Predicted Risk Exposure Location Per TEU.

⁽⁴⁾ TAC does not have an established RBC for this exposure category per Oregon Administrative Rule 340-245-8010 Table 2.

Table 6-10
Production Scenario 2—L3RA Results for Significant TEUs-Chronic and Acute Noncancer Assessments
Hollingsworth & Vose Fiber Company—Corvallis, OR

Toxic Air Contaminant	CAS	TAC Emission Rate (g/s)		Chronic Noncancer									Acute Noncancer		
		Annual ⁽¹⁾	Maximum Daily ⁽²⁾	Residential			Nonresidential Child			Nonresidential Worker			Calculated Conc. ^(a) (ug/m ³)	RBC ⁽³⁾ (ug/m ³)	Hazard Index ^(b)
				Calculated Conc. ^(a) (ug/m ³)	RBC ⁽³⁾ (ug/m ³)	Hazard Index ^(b)	Calculated Conc. ^(a) (ug/m ³)	RBC ⁽³⁾ (ug/m ³)	Hazard Index ^(b)	Calculated Conc. ^(a) (ug/m ³)	RBC ⁽³⁾ (ug/m ³)	Hazard Index ^(b)			
Exposure Location ⁽⁴⁾				1220			2			10103			10240		
Cumulative Facility-Wide Risk				0.2			<0.1			0.1			0.2		
CFU101															
Cumulative TEU Risk				--	--	2.8E-04	--	--	3.0E-05	--	--	3.1E-04	--	--	1.6E-03
Dispersion Factor (ug/m3/[g/s])				0.37			0.21			2.14			10.6		
Barium	7440-39-3	9.2E-07	9.2E-07	3.5E-07	--	(5)	1.9E-07	--	(5)	2.0E-06	--	(5)	9.8E-06	--	(5)
Cadmium	7440-43-9	9.6E-07	9.6E-07	3.6E-07	5.0E-03	7.2E-05	2.0E-07	0.037	5.4E-06	2.1E-06	0.037	5.5E-05	1.0E-05	0.030	3.4E-04
Chromium (total)	7440-47-3	8.9E-07	8.9E-07	3.3E-07	--	(5)	1.9E-07	--	(5)	1.9E-06	--	(5)	9.4E-06	--	(5)
Chromium VI	18540-29-9	8.9E-07	8.9E-07	3.3E-07	0.083	4.0E-06	1.9E-07	0.88	2.1E-07	1.9E-06	0.88	2.2E-06	9.4E-06	0.30	3.1E-05
Copper	7440-50-8	5.3E-06	5.3E-06	2.0E-06	--	(5)	1.1E-06	--	(5)	1.1E-05	--	(5)	5.6E-05	100	5.6E-07
Lead	7439-92-1	8.4E-06	8.4E-06	3.2E-06	0.15	2.1E-05	1.8E-06	0.66	2.7E-06	1.8E-05	0.66	2.7E-05	8.9E-05	0.15	6.0E-04
Manganese	7439-96-5	8.1E-07	8.1E-07	3.0E-07	0.090	3.4E-06	1.7E-07	0.40	4.3E-07	1.7E-06	0.40	4.3E-06	8.6E-06	0.30	2.9E-05
Mercury	7439-97-6	5.3E-08	5.3E-08	2.0E-08	0.077	2.6E-07	1.1E-08	0.63	1.8E-08	1.1E-07	0.63	1.8E-07	5.6E-07	0.60	9.4E-07
Molybdenum trioxide	1313-27-5	1.3E-06	1.3E-06	5.0E-07	--	(5)	2.8E-07	--	(5)	2.9E-06	--	(5)	1.4E-05	--	(5)
Nickel	7440-02-0	2.0E-06	2.0E-06	7.6E-07	0.014	5.4E-05	4.3E-07	0.062	6.9E-06	4.3E-06	0.062	7.0E-05	2.1E-05	0.20	1.1E-04
Phosphorus	504	2.4E-05	2.4E-05	9.0E-06	--	(5)	5.0E-06	--	(5)	5.1E-05	--	(5)	2.5E-04	--	(5)
Vanadium	7440-62-2	1.9E-06	1.9E-06	6.9E-07	0.10	6.9E-06	3.9E-07	0.44	8.9E-07	4.0E-06	0.44	9.0E-06	2.0E-05	0.80	2.5E-05
Zinc	7440-66-6	1.5E-05	1.5E-05	5.6E-06	--	(5)	3.2E-06	--	(5)	3.2E-05	--	(5)	1.6E-04	--	(5)
Ammonia	7664-41-7	2.6E-03	2.6E-03	9.6E-04	500	1.9E-06	5.4E-04	2,200	2.5E-07	5.5E-03	2,200	2.5E-06	0.027	1,200	2.3E-05
Fluorides	239	1.7E-04	1.7E-04	6.4E-05	2.30	2.8E-05	3.6E-05	20.0	1.8E-06	3.7E-04	20.0	1.8E-05	1.8E-03	240	7.6E-06
Hydrogen Fluoride	7664-39-3	2.0E-05	2.0E-05	7.5E-06	2.10	3.6E-06	4.2E-06	19.0	2.2E-07	4.3E-05	19.0	2.3E-06	2.1E-04	16.0	1.3E-05
Glasswool Fibers	352	5.0E-05	5.0E-05	1.9E-05	--	(5)	1.1E-05	--	(5)	1.1E-04	--	(5)	5.3E-04	--	(5)
Silica, Crystalline	7631-86-9	5.0E-05	5.0E-05	1.9E-05	3.00	6.2E-06	1.0E-05	13.0	8.0E-07	1.1E-04	13.0	8.2E-06	5.3E-04	--	(5)
Acetaldehyde	75-07-0	3.5E-06	3.5E-06	1.3E-06	140	9.3E-09	7.3E-07	620	1.2E-09	7.4E-06	620	1.2E-08	3.7E-05	470	7.8E-08
Acetone	67-64-1	3.5E-04	3.5E-04	1.3E-04	31,000	4.2E-09	7.3E-05	140,000	5.2E-10	7.4E-04	140,000	5.3E-09	3.7E-03	62,000	5.9E-08
Acrolein	107-02-8	2.2E-06	2.2E-06	8.1E-07	0.35	2.3E-06	4.6E-07	1.50	3.1E-07	4.7E-06	1.50	3.1E-06	2.3E-05	6.90	3.3E-06
Benzene	71-43-2	3.1E-05	3.1E-05	1.1E-05	3.00	3.8E-06	6.4E-06	13.0	5.0E-07	6.6E-05	13.0	5.0E-06	3.2E-04	29.0	1.1E-05
Ethylbenzene	100-41-4	2.5E-05	2.5E-05	9.2E-06	260	3.5E-08	5.2E-06	1,100	4.7E-09	5.3E-05	1,100	4.8E-08	2.6E-04	22,000	1.2E-08
Formaldehyde	50-00-0	1.8E-03	1.8E-03	6.8E-04	9.00	7.5E-05	3.8E-04	40.0	9.5E-06	3.9E-03	40.0	9.7E-05	0.019	49.0	3.9E-04
Hexane	110-54-3	5.6E-05	5.6E-05	2.1E-05	700	3.0E-08	1.2E-05	3,100	3.8E-09	1.2E-04	3,100	3.8E-08	5.9E-04	--	(5)
2-Butanone	78-93-3	1.6E-05	1.6E-05	5.9E-06	5,000	1.2E-09	3.3E-06	22,000	1.5E-10	3.4E-05	22,000	1.5E-09	1.7E-04	5,000	3.4E-08
Toluene	108-88-3	1.4E-04	1.4E-04	5.3E-05	5,000	1.1E-08	3.0E-05	22,000	1.4E-09	3.1E-04	22,000	1.4E-08	1.5E-03	7,500	2.0E-07
Xylenes (mixed isomers)	1330-20-7	5.8E-05	5.9E-05	2.2E-05	220	9.9E-08	1.2E-05	970	1.3E-08	1.3E-04	970	1.3E-07	6.2E-04	8,700	7.1E-08
o-Xylene	95-47-6	2.8E-05	2.8E-05	1.0E-05	220	4.7E-08	5.8E-06	970	6.0E-09	5.9E-05	970	6.1E-08	2.9E-04	8,700	3.4E-08
PAHs	401	8.1E-08	8.1E-08	3.0E-08	--	(5)	1.7E-08	--	(5)	1.7E-07	--	(5)	8.5E-07	--	(5)
Benzo[a]pyrene	50-32-8	9.7E-10	9.7E-10	3.6E-10	2.0E-03	1.8E-07	2.0E-10	8.8E-03	2.3E-08	2.1E-09	8.8E-03	2.4E-07	1.0E-08	2.0E-03	5.1E-06
Naphthalene	91-20-3	2.4E-07	2.4E-07	9.0E-08	3.70	2.4E-08	5.1E-08	16.0	3.2E-09	5.2E-07	16.0	3.2E-08	2.6E-06	200	1.3E-08

Table 6-10
Production Scenario 2—L3RA Results for Significant TEUs-Chronic and Acute Noncancer Assessments
Hollingsworth & Vose Fiber Company—Corvallis, OR

Toxic Air Contaminant	CAS	TAC Emission Rate (g/s)		Chronic Noncancer									Acute Noncancer		
		Annual ⁽¹⁾	Maximum Daily ⁽²⁾	Residential			Nonresidential Child			Nonresidential Worker			Calculated Conc. ^(a) (ug/m ³)	RBC ⁽³⁾ (ug/m ³)	Hazard Index ^(b)
				Calculated Conc. ^(a) (ug/m ³)	RBC ⁽³⁾ (ug/m ³)	Hazard Index ^(b)	Calculated Conc. ^(a) (ug/m ³)	RBC ⁽³⁾ (ug/m ³)	Hazard Index ^(b)	Calculated Conc. ^(a) (ug/m ³)	RBC ⁽³⁾ (ug/m ³)	Hazard Index ^(b)			
Exposure Location ⁽⁴⁾				1220			2			10103			10240		
Cumulative Facility-Wide Risk				0.2			<0.1			0.1			0.2		
CFU102															
Cumulative TEU Risk				--	--	2.4E-04	--	--	3.0E-05	--	--	2.8E-04	--	--	1.1E-03
Dispersion Factor (ug/m3/[g/s])				0.32			0.21			1.97			7.61		
Barium	7440-39-3	9.2E-07	9.2E-07	3.0E-07	--	(5)	2.0E-07	--	(5)	1.8E-06	--	(5)	7.0E-06	--	(5)
Cadmium	7440-43-9	9.6E-07	9.6E-07	3.1E-07	5.0E-03	6.2E-05	2.0E-07	0.037	5.5E-06	1.9E-06	0.037	5.1E-05	7.3E-06	0.030	2.4E-04
Chromium (total)	7440-47-3	8.9E-07	8.9E-07	2.9E-07	--	(5)	1.9E-07	--	(5)	1.8E-06	--	(5)	6.8E-06	--	(5)
Chromium VI	18540-29-9	8.9E-07	8.9E-07	2.9E-07	0.083	3.5E-06	1.9E-07	0.88	2.1E-07	1.8E-06	0.88	2.0E-06	6.8E-06	0.30	2.3E-05
Copper	7440-50-8	5.3E-06	5.3E-06	1.7E-06	--	(5)	1.1E-06	--	(5)	1.0E-05	--	(5)	4.0E-05	100	4.0E-07
Lead	7439-92-1	8.4E-06	8.4E-06	2.7E-06	0.15	1.8E-05	1.8E-06	0.66	2.7E-06	1.7E-05	0.66	2.5E-05	6.4E-05	0.15	4.3E-04
Manganese	7439-96-5	8.1E-07	8.1E-07	2.6E-07	0.090	2.9E-06	1.7E-07	0.40	4.3E-07	1.6E-06	0.40	4.0E-06	6.2E-06	0.30	2.1E-05
Mercury	7439-97-6	5.3E-08	5.3E-08	1.7E-08	0.077	2.2E-07	1.1E-08	0.63	1.8E-08	1.0E-07	0.63	1.7E-07	4.1E-07	0.60	6.8E-07
Molybdenum trioxide	1313-27-5	1.3E-06	1.3E-06	4.3E-07	--	(5)	2.8E-07	--	(5)	2.6E-06	--	(5)	1.0E-05	--	(5)
Nickel	7440-02-0	2.0E-06	2.0E-06	6.5E-07	0.014	4.7E-05	4.3E-07	0.062	6.9E-06	4.0E-06	0.062	6.4E-05	1.5E-05	0.20	7.7E-05
Phosphorus	504	2.4E-05	2.4E-05	7.7E-06	--	(5)	5.1E-06	--	(5)	4.7E-05	--	(5)	1.8E-04	--	(5)
Vanadium	7440-62-2	1.9E-06	1.9E-06	6.0E-07	0.10	6.0E-06	3.9E-07	0.44	8.9E-07	3.7E-06	0.44	8.3E-06	1.4E-05	0.80	1.8E-05
Zinc	7440-66-6	1.5E-05	1.5E-05	4.8E-06	--	(5)	3.2E-06	--	(5)	3.0E-05	--	(5)	1.1E-04	--	(5)
Ammonia	7664-41-7	2.6E-03	2.6E-03	8.3E-04	500	1.7E-06	5.5E-04	2,200	2.5E-07	5.1E-03	2,200	2.3E-06	0.020	1,200	1.6E-05
Fluorides	239	1.7E-04	1.7E-04	5.6E-05	2.30	2.4E-05	3.6E-05	20.0	1.8E-06	3.4E-04	20.0	1.7E-05	1.3E-03	240	5.5E-06
Hydrogen Fluoride	7664-39-3	2.0E-05	2.0E-05	6.4E-06	2.10	3.1E-06	4.2E-06	19.0	2.2E-07	3.9E-05	19.0	2.1E-06	1.5E-04	16.0	9.5E-06
Glasswool Fibers	352	5.0E-05	5.0E-05	1.6E-05	--	(5)	1.1E-05	--	(5)	9.9E-05	--	(5)	3.8E-04	--	(5)
Silica, Crystalline	7631-86-9	5.0E-05	5.0E-05	1.6E-05	3.00	5.3E-06	1.0E-05	13.0	8.1E-07	9.8E-05	13.0	7.5E-06	3.8E-04	--	(5)
Acetaldehyde	75-07-0	3.5E-06	3.5E-06	1.1E-06	140	8.0E-09	7.3E-07	620	1.2E-09	6.8E-06	620	1.1E-08	2.6E-05	470	5.6E-08
Acetone	67-64-1	3.5E-04	3.5E-04	1.1E-04	31,000	3.6E-09	7.3E-05	140,000	5.2E-10	6.8E-04	140,000	4.9E-09	2.6E-03	62,000	4.2E-08
Acrolein	107-02-8	2.2E-06	2.2E-06	7.0E-07	0.35	2.0E-06	4.6E-07	1.50	3.1E-07	4.3E-06	1.50	2.9E-06	1.7E-05	6.90	2.4E-06
Benzene	71-43-2	3.1E-05	3.1E-05	9.9E-06	3.00	3.3E-06	6.5E-06	13.0	5.0E-07	6.0E-05	13.0	4.6E-06	2.3E-04	29.0	8.0E-06
Ethylbenzene	100-41-4	2.5E-05	2.5E-05	8.0E-06	260	3.1E-08	5.2E-06	1,100	4.7E-09	4.8E-05	1,100	4.4E-08	1.9E-04	22,000	8.5E-09
Formaldehyde	50-00-0	1.8E-03	1.8E-03	5.8E-04	9.00	6.5E-05	3.8E-04	40.0	9.6E-06	3.6E-03	40.0	8.9E-05	0.014	49.0	2.8E-04
Hexane	110-54-3	5.6E-05	5.6E-05	1.8E-05	700	2.6E-08	1.2E-05	3,100	3.8E-09	1.1E-04	3,100	3.5E-08	4.2E-04	--	(5)
2-Butanone	78-93-3	1.6E-05	1.6E-05	5.1E-06	5,000	1.0E-09	3.4E-06	22,000	1.5E-10	3.1E-05	22,000	1.4E-09	1.2E-04	5,000	2.4E-08
Toluene	108-88-3	1.4E-04	1.4E-04	4.6E-05	5,000	9.2E-09	3.0E-05	22,000	1.4E-09	2.8E-04	22,000	1.3E-08	1.1E-03	7,500	1.5E-07
Xylenes (mixed isomers)	1330-20-7	5.8E-05	5.9E-05	1.9E-05	220	8.6E-08	1.2E-05	970	1.3E-08	1.2E-04	970	1.2E-07	4.5E-04	8,700	5.1E-08
o-Xylene	95-47-6	2.8E-05	2.8E-05	9.0E-06	220	4.1E-08	5.9E-06	970	6.0E-09	5.5E-05	970	5.6E-08	2.1E-04	8,700	2.4E-08
PAHs	401	8.1E-08	8.1E-08	2.6E-08	--	(5)	1.7E-08	--	(5)	1.6E-07	--	(5)	6.1E-07	--	(5)
Benzo[a]pyrene	50-32-8	9.7E-10	9.7E-10	3.1E-10	2.0E-03	1.6E-07	2.0E-10	8.8E-03	2.3E-08	1.9E-09	8.8E-03	2.2E-07	7.4E-09	2.0E-03	3.7E-06
Naphthalene	91-20-3	2.4E-07	2.4E-07	7.8E-08	3.70	2.1E-08	5.1E-08	16.0	3.2E-09	4.8E-07	16.0	3.0E-08	1.8E-06	200	9.2E-09

Table 6-10
Production Scenario 2—L3RA Results for Significant TEUs-Chronic and Acute Noncancer Assessments
Hollingsworth & Vose Fiber Company—Corvallis, OR

Toxic Air Contaminant	CAS	TAC Emission Rate (g/s)		Chronic Noncancer									Acute Noncancer		
		Annual ⁽¹⁾	Maximum Daily ⁽²⁾	Residential			Nonresidential Child			Nonresidential Worker			Calculated Conc. ^(a) (ug/m ³)	RBC ⁽³⁾ (ug/m ³)	Hazard Index ^(b)
				Calculated Conc. ^(a) (ug/m ³)	RBC ⁽³⁾ (ug/m ³)	Hazard Index ^(b)	Calculated Conc. ^(a) (ug/m ³)	RBC ⁽³⁾ (ug/m ³)	Hazard Index ^(b)	Calculated Conc. ^(a) (ug/m ³)	RBC ⁽³⁾ (ug/m ³)	Hazard Index ^(b)			
Exposure Location ⁽⁴⁾				1220			2			10103			10240		
Cumulative Facility-Wide Risk				0.2			<0.1			0.1			0.2		
CFU103															
Cumulative TEU Risk				--	--	1.5E-04	--	--	3.0E-05	--	--	3.4E-04	--	--	4.5E-04
Dispersion Factor (ug/m3/[g/s])				0.20			0.21			2.35			3.00		
Barium	7440-39-3	9.2E-07	9.2E-07	1.8E-07	--	(5)	2.0E-07	--	(5)	2.2E-06	--	(5)	2.8E-06	--	(5)
Cadmium	7440-43-9	9.6E-07	9.6E-07	1.9E-07	5.0E-03	3.8E-05	2.0E-07	0.037	5.5E-06	2.3E-06	0.037	6.1E-05	2.9E-06	0.030	9.6E-05
Chromium (total)	7440-47-3	8.9E-07	8.9E-07	1.8E-07	--	(5)	1.9E-07	--	(5)	2.1E-06	--	(5)	2.7E-06	--	(5)
Chromium VI	18540-29-9	8.9E-07	8.9E-07	1.8E-07	0.083	2.1E-06	1.9E-07	0.88	2.2E-07	2.1E-06	0.88	2.4E-06	2.7E-06	0.30	8.9E-06
Copper	7440-50-8	5.3E-06	5.3E-06	1.0E-06	--	(5)	1.1E-06	--	(5)	1.2E-05	--	(5)	1.6E-05	100	1.6E-07
Lead	7439-92-1	8.4E-06	8.4E-06	1.7E-06	0.15	1.1E-05	1.8E-06	0.66	2.7E-06	2.0E-05	0.66	3.0E-05	2.5E-05	0.15	1.7E-04
Manganese	7439-96-5	8.1E-07	8.1E-07	1.6E-07	0.090	1.8E-06	1.7E-07	0.40	4.3E-07	1.9E-06	0.40	4.8E-06	2.4E-06	0.30	8.1E-06
Mercury	7439-97-6	5.3E-08	5.3E-08	1.1E-08	0.077	1.4E-07	1.1E-08	0.63	1.8E-08	1.3E-07	0.63	2.0E-07	1.6E-07	0.60	2.7E-07
Molybdenum trioxide	1313-27-5	1.3E-06	1.3E-06	2.6E-07	--	(5)	2.8E-07	--	(5)	3.1E-06	--	(5)	4.0E-06	--	(5)
Nickel	7440-02-0	2.0E-06	2.0E-06	4.0E-07	0.014	2.9E-05	4.3E-07	0.062	6.9E-06	4.8E-06	0.062	7.7E-05	6.1E-06	0.20	3.0E-05
Phosphorus	504	2.4E-05	2.4E-05	4.7E-06	--	(5)	5.1E-06	--	(5)	5.6E-05	--	(5)	7.2E-05	--	(5)
Vanadium	7440-62-2	1.9E-06	1.9E-06	3.7E-07	0.10	3.7E-06	3.9E-07	0.44	9.0E-07	4.4E-06	0.44	9.9E-06	5.6E-06	0.80	6.9E-06
Zinc	7440-66-6	1.5E-05	1.5E-05	3.0E-06	--	(5)	3.2E-06	--	(5)	3.5E-05	--	(5)	4.5E-05	--	(5)
Ammonia	7664-41-7	2.6E-03	2.6E-03	5.1E-04	500	1.0E-06	5.5E-04	2,200	2.5E-07	6.1E-03	2,200	2.8E-06	7.7E-03	1,200	6.4E-06
Fluorides	239	1.7E-04	1.7E-04	3.4E-05	2.30	1.5E-05	3.7E-05	20.0	1.8E-06	4.0E-04	20.0	2.0E-05	5.2E-04	240	2.2E-06
Hydrogen Fluoride	7664-39-3	2.0E-05	2.0E-05	4.0E-06	2.10	1.9E-06	4.2E-06	19.0	2.2E-07	4.7E-05	19.0	2.5E-06	6.0E-05	16.0	3.7E-06
Glasswool Fibers	352	5.0E-05	5.0E-05	9.9E-06	--	(5)	1.1E-05	--	(5)	1.2E-04	--	(5)	1.5E-04	--	(5)
Silica, Crystalline	7631-86-9	5.0E-05	5.0E-05	9.8E-06	3.00	3.3E-06	1.1E-05	13.0	8.1E-07	1.2E-04	13.0	9.0E-06	1.5E-04	--	(5)
Acetaldehyde	75-07-0	3.5E-06	3.5E-06	6.9E-07	140	4.9E-09	7.4E-07	620	1.2E-09	8.2E-06	620	1.3E-08	1.0E-05	470	2.2E-08
Acetone	67-64-1	3.5E-04	3.5E-04	6.8E-05	31,000	2.2E-09	7.3E-05	140,000	5.2E-10	8.1E-04	140,000	5.8E-09	1.0E-03	62,000	1.7E-08
Acrolein	107-02-8	2.2E-06	2.2E-06	4.3E-07	0.35	1.2E-06	4.6E-07	1.50	3.1E-07	5.1E-06	1.50	3.4E-06	6.5E-06	6.90	9.5E-07
Benzene	71-43-2	3.1E-05	3.1E-05	6.1E-06	3.00	2.0E-06	6.5E-06	13.0	5.0E-07	7.2E-05	13.0	5.5E-06	9.2E-05	29.0	3.2E-06
Ethylbenzene	100-41-4	2.5E-05	2.5E-05	4.9E-06	260	1.9E-08	5.2E-06	1,100	4.8E-09	5.8E-05	1,100	5.3E-08	7.4E-05	22,000	3.4E-09
Formaldehyde	50-00-0	1.8E-03	1.8E-03	3.6E-04	9.00	4.0E-05	3.8E-04	40.0	9.6E-06	4.3E-03	40.0	1.1E-04	5.4E-03	49.0	1.1E-04
Hexane	110-54-3	5.6E-05	5.6E-05	1.1E-05	700	1.6E-08	1.2E-05	3,100	3.8E-09	1.3E-04	3,100	4.2E-08	1.7E-04	--	(5)
2-Butanone	78-93-3	1.6E-05	1.6E-05	3.1E-06	5,000	6.3E-10	3.4E-06	22,000	1.5E-10	3.7E-05	22,000	1.7E-09	4.8E-05	5,000	9.5E-09
Toluene	108-88-3	1.4E-04	1.4E-04	2.8E-05	5,000	5.7E-09	3.0E-05	22,000	1.4E-09	3.4E-04	22,000	1.5E-08	4.3E-04	7,500	5.7E-08
Xylenes (mixed isomers)	1330-20-7	5.8E-05	5.9E-05	1.2E-05	220	5.3E-08	1.2E-05	970	1.3E-08	1.4E-04	970	1.4E-07	1.8E-04	8,700	2.0E-08
o-Xylene	95-47-6	2.8E-05	2.8E-05	5.5E-06	220	2.5E-08	5.9E-06	970	6.1E-09	6.5E-05	970	6.7E-08	8.3E-05	8,700	9.6E-09
PAHs	401	8.1E-08	8.1E-08	1.6E-08	--	(5)	1.7E-08	--	(5)	1.9E-07	--	(5)	2.4E-07	--	(5)
Benzo[a]pyrene	50-32-8	9.7E-10	9.7E-10	1.9E-10	2.0E-03	9.6E-08	2.1E-10	8.8E-03	2.3E-08	2.3E-09	8.8E-03	2.6E-07	2.9E-09	2.0E-03	1.5E-06
Naphthalene	91-20-3	2.4E-07	2.4E-07	4.8E-08	3.70	1.3E-08	5.1E-08	16.0	3.2E-09	5.7E-07	16.0	3.6E-08	7.3E-07	200	3.6E-09

Table 6-10
Production Scenario 2—L3RA Results for Significant TEUs-Chronic and Acute Noncancer Assessments
Hollingsworth & Vose Fiber Company—Corvallis, OR

Toxic Air Contaminant	CAS	TAC Emission Rate (g/s)		Chronic Noncancer									Acute Noncancer		
		Annual ⁽¹⁾	Maximum Daily ⁽²⁾	Residential			Nonresidential Child			Nonresidential Worker			Calculated Conc. ^(a) (ug/m ³)	RBC ⁽³⁾ (ug/m ³)	Hazard Index ^(b)
				Calculated Conc. ^(a) (ug/m ³)	RBC ⁽³⁾ (ug/m ³)	Hazard Index ^(b)	Calculated Conc. ^(a) (ug/m ³)	RBC ⁽³⁾ (ug/m ³)	Hazard Index ^(b)	Calculated Conc. ^(a) (ug/m ³)	RBC ⁽³⁾ (ug/m ³)	Hazard Index ^(b)			
Exposure Location ⁽⁴⁾				1220			2			10103			10240		
Cumulative Facility-Wide Risk				0.2			<0.1			0.1			0.2		
CFU104															
Cumulative TEU Risk				--	--	1.7E-04	--	--	3.0E-05	--	--	3.4E-04	--	--	5.2E-04
Dispersion Factor (ug/m3/[g/s])				0.23			0.21			2.42			3.45		
Barium	7440-39-3	9.2E-07	9.2E-07	2.1E-07	--	(5)	2.0E-07	--	(5)	2.2E-06	--	(5)	3.2E-06	--	(5)
Cadmium	7440-43-9	9.6E-07	9.6E-07	2.2E-07	5.0E-03	4.4E-05	2.0E-07	0.037	5.5E-06	2.3E-06	0.037	6.3E-05	3.3E-06	0.030	1.1E-04
Chromium (total)	7440-47-3	8.9E-07	8.9E-07	2.0E-07	--	(5)	1.9E-07	--	(5)	2.2E-06	--	(5)	3.1E-06	--	(5)
Chromium VI	18540-29-9	8.9E-07	8.9E-07	2.0E-07	0.083	2.5E-06	1.9E-07	0.88	2.1E-07	2.2E-06	0.88	2.4E-06	3.1E-06	0.30	1.0E-05
Copper	7440-50-8	5.3E-06	5.3E-06	1.2E-06	--	(5)	1.1E-06	--	(5)	1.3E-05	--	(5)	1.8E-05	100	1.8E-07
Lead	7439-92-1	8.4E-06	8.4E-06	1.9E-06	0.15	1.3E-05	1.8E-06	0.66	2.7E-06	2.0E-05	0.66	3.1E-05	2.9E-05	0.15	1.9E-04
Manganese	7439-96-5	8.1E-07	8.1E-07	1.9E-07	0.090	2.1E-06	1.7E-07	0.40	4.3E-07	2.0E-06	0.40	4.9E-06	2.8E-06	0.30	9.3E-06
Mercury	7439-97-6	5.3E-08	5.3E-08	1.2E-08	0.077	1.6E-07	1.1E-08	0.63	1.8E-08	1.3E-07	0.63	2.0E-07	1.8E-07	0.60	3.1E-07
Molybdenum trioxide	1313-27-5	1.3E-06	1.3E-06	3.0E-07	--	(5)	2.8E-07	--	(5)	3.2E-06	--	(5)	4.6E-06	--	(5)
Nickel	7440-02-0	2.0E-06	2.0E-06	4.6E-07	0.014	3.3E-05	4.3E-07	0.062	6.9E-06	4.9E-06	0.062	7.9E-05	7.0E-06	0.20	3.5E-05
Phosphorus	504	2.4E-05	2.4E-05	5.5E-06	--	(5)	5.1E-06	--	(5)	5.8E-05	--	(5)	8.3E-05	--	(5)
Vanadium	7440-62-2	1.9E-06	1.9E-06	4.3E-07	0.10	4.3E-06	3.9E-07	0.44	8.9E-07	4.5E-06	0.44	1.0E-05	6.4E-06	0.80	8.0E-06
Zinc	7440-66-6	1.5E-05	1.5E-05	3.4E-06	--	(5)	3.2E-06	--	(5)	3.6E-05	--	(5)	5.2E-05	--	(5)
Ammonia	7664-41-7	2.6E-03	2.6E-03	5.9E-04	500	1.2E-06	5.5E-04	2,200	2.5E-07	6.2E-03	2,200	2.8E-06	8.9E-03	1,200	7.4E-06
Fluorides	239	1.7E-04	1.7E-04	3.9E-05	2.30	1.7E-05	3.6E-05	20.0	1.8E-06	4.2E-04	20.0	2.1E-05	6.0E-04	240	2.5E-06
Hydrogen Fluoride	7664-39-3	2.0E-05	2.0E-05	4.6E-06	2.10	2.2E-06	4.2E-06	19.0	2.2E-07	4.8E-05	19.0	2.5E-06	6.9E-05	16.0	4.3E-06
Glasswool Fibers	352	5.0E-05	5.0E-05	1.1E-05	--	(5)	1.1E-05	--	(5)	1.2E-04	--	(5)	1.7E-04	--	(5)
Silica, Crystalline	7631-86-9	5.0E-05	5.0E-05	1.1E-05	3.00	3.8E-06	1.1E-05	13.0	8.1E-07	1.2E-04	13.0	9.2E-06	1.7E-04	--	(5)
Acetaldehyde	75-07-0	3.5E-06	3.5E-06	7.9E-07	140	5.7E-09	7.3E-07	620	1.2E-09	8.4E-06	620	1.4E-08	1.2E-05	470	2.5E-08
Acetone	67-64-1	3.5E-04	3.5E-04	7.9E-05	31,000	2.6E-09	7.3E-05	140,000	5.2E-10	8.3E-04	140,000	6.0E-09	1.2E-03	62,000	1.9E-08
Acrolein	107-02-8	2.2E-06	2.2E-06	5.0E-07	0.35	1.4E-06	4.6E-07	1.50	3.1E-07	5.3E-06	1.50	3.5E-06	7.5E-06	6.90	1.1E-06
Benzene	71-43-2	3.1E-05	3.1E-05	7.0E-06	3.00	2.3E-06	6.5E-06	13.0	5.0E-07	7.4E-05	13.0	5.7E-06	1.1E-04	29.0	3.7E-06
Ethylbenzene	100-41-4	2.5E-05	2.5E-05	5.6E-06	260	2.2E-08	5.2E-06	1,100	4.7E-09	6.0E-05	1,100	5.4E-08	8.5E-05	22,000	3.9E-09
Formaldehyde	50-00-0	1.8E-03	1.8E-03	4.1E-04	9.00	4.6E-05	3.8E-04	40.0	9.6E-06	4.4E-03	40.0	1.1E-04	6.3E-03	49.0	1.3E-04
Hexane	110-54-3	5.6E-05	5.6E-05	1.3E-05	700	1.8E-08	1.2E-05	3,100	3.8E-09	1.3E-04	3,100	4.3E-08	1.9E-04	--	(5)
2-Butanone	78-93-3	1.6E-05	1.6E-05	3.6E-06	5,000	7.3E-10	3.4E-06	22,000	1.5E-10	3.8E-05	22,000	1.7E-09	5.5E-05	5,000	1.1E-08
Toluene	108-88-3	1.4E-04	1.4E-04	3.3E-05	5,000	6.6E-09	3.0E-05	22,000	1.4E-09	3.5E-04	22,000	1.6E-08	4.9E-04	7,500	6.6E-08
Xylenes (mixed isomers)	1330-20-7	5.8E-05	5.9E-05	1.3E-05	220	6.1E-08	1.2E-05	970	1.3E-08	1.4E-04	970	1.5E-07	2.0E-04	8,700	2.3E-08
o-Xylene	95-47-6	2.8E-05	2.8E-05	6.4E-06	220	2.9E-08	5.9E-06	970	6.1E-09	6.7E-05	970	6.9E-08	9.6E-05	8,700	1.1E-08
PAHs	401	8.1E-08	8.1E-08	1.8E-08	--	(5)	1.7E-08	--	(5)	2.0E-07	--	(5)	2.8E-07	--	(5)
Benzo[a]pyrene	50-32-8	9.7E-10	9.7E-10	2.2E-10	2.0E-03	1.1E-07	2.1E-10	8.8E-03	2.3E-08	2.3E-09	8.8E-03	2.7E-07	3.3E-09	2.0E-03	1.7E-06
Naphthalene	91-20-3	2.4E-07	2.4E-07	5.5E-08	3.70	1.5E-08	5.1E-08	16.0	3.2E-09	5.9E-07	16.0	3.7E-08	8.3E-07	200	4.2E-09

Table 6-10
Production Scenario 2—L3RA Results for Significant TEUs-Chronic and Acute Noncancer Assessments
Hollingsworth & Vose Fiber Company—Corvallis, OR

Toxic Air Contaminant	CAS	TAC Emission Rate (g/s)		Chronic Noncancer									Acute Noncancer		
		Annual ⁽¹⁾	Maximum Daily ⁽²⁾	Residential			Nonresidential Child			Nonresidential Worker			Calculated Conc. ^(a) (ug/m ³)	RBC ⁽³⁾ (ug/m ³)	Hazard Index ^(b)
				Calculated Conc. ^(a) (ug/m ³)	RBC ⁽³⁾ (ug/m ³)	Hazard Index ^(b)	Calculated Conc. ^(a) (ug/m ³)	RBC ⁽³⁾ (ug/m ³)	Hazard Index ^(b)	Calculated Conc. ^(a) (ug/m ³)	RBC ⁽³⁾ (ug/m ³)	Hazard Index ^(b)			
Exposure Location ⁽⁴⁾				1220			2			10103			10240		
Cumulative Facility-Wide Risk				0.2			<0.1			0.1			0.2		
CFU105															
Cumulative TEU Risk				--	--	4.8E-04	--	--	3.0E-05	--	--	3.6E-04	--	--	1.8E-03
Dispersion Factor (ug/m3/[g/s])				0.63			0.21			2.51			12.0		
Barium	7440-39-3	9.2E-07	9.2E-07	5.8E-07	--	(5)	2.0E-07	--	(5)	2.3E-06	--	(5)	1.1E-05	--	(5)
Cadmium	7440-43-9	9.6E-07	9.6E-07	6.0E-07	5.0E-03	1.2E-04	2.0E-07	0.037	5.5E-06	2.4E-06	0.037	6.5E-05	1.2E-05	0.030	3.8E-04
Chromium (total)	7440-47-3	8.9E-07	8.9E-07	5.6E-07	--	(5)	1.9E-07	--	(5)	2.2E-06	--	(5)	1.1E-05	--	(5)
Chromium VI	18540-29-9	8.9E-07	8.9E-07	5.6E-07	0.083	6.8E-06	1.9E-07	0.88	2.1E-07	2.2E-06	0.88	2.5E-06	1.1E-05	0.30	3.6E-05
Copper	7440-50-8	5.3E-06	5.3E-06	3.3E-06	--	(5)	1.1E-06	--	(5)	1.3E-05	--	(5)	6.4E-05	100	6.4E-07
Lead	7439-92-1	8.4E-06	8.4E-06	5.3E-06	0.15	3.5E-05	1.8E-06	0.66	2.7E-06	2.1E-05	0.66	3.2E-05	1.0E-04	0.15	6.8E-04
Manganese	7439-96-5	8.1E-07	8.1E-07	5.1E-07	0.090	5.7E-06	1.7E-07	0.40	4.3E-07	2.0E-06	0.40	5.1E-06	9.7E-06	0.30	3.2E-05
Mercury	7439-97-6	5.3E-08	5.3E-08	3.3E-08	0.077	4.3E-07	1.1E-08	0.63	1.8E-08	1.3E-07	0.63	2.1E-07	6.4E-07	0.60	1.1E-06
Molybdenum trioxide	1313-27-5	1.3E-06	1.3E-06	8.4E-07	--	(5)	2.8E-07	--	(5)	3.3E-06	--	(5)	1.6E-05	--	(5)
Nickel	7440-02-0	2.0E-06	2.0E-06	1.3E-06	0.014	9.1E-05	4.3E-07	0.062	6.9E-06	5.1E-06	0.062	8.2E-05	2.4E-05	0.20	1.2E-04
Phosphorus	504	2.4E-05	2.4E-05	1.5E-05	--	(5)	5.1E-06	--	(5)	6.0E-05	--	(5)	2.9E-04	--	(5)
Vanadium	7440-62-2	1.9E-06	1.9E-06	1.2E-06	0.10	1.2E-05	3.9E-07	0.44	8.9E-07	4.7E-06	0.44	1.1E-05	2.2E-05	0.80	2.8E-05
Zinc	7440-66-6	1.5E-05	1.5E-05	9.4E-06	--	(5)	3.2E-06	--	(5)	3.8E-05	--	(5)	1.8E-04	--	(5)
Ammonia	7664-41-7	2.6E-03	2.6E-03	1.6E-03	500	3.2E-06	5.5E-04	2,200	2.5E-07	6.5E-03	2,200	3.0E-06	0.031	1,200	2.6E-05
Fluorides	239	1.7E-04	1.7E-04	1.1E-04	2.30	4.7E-05	3.6E-05	20.0	1.8E-06	4.3E-04	20.0	2.2E-05	2.1E-03	240	8.6E-06
Hydrogen Fluoride	7664-39-3	2.0E-05	2.0E-05	1.3E-05	2.10	6.0E-06	4.2E-06	19.0	2.2E-07	5.0E-05	19.0	2.6E-06	2.4E-04	16.0	1.5E-05
Glasswool Fibers	352	5.0E-05	5.0E-05	3.2E-05	--	(5)	1.1E-05	--	(5)	1.3E-04	--	(5)	6.0E-04	--	(5)
Silica, Crystalline	7631-86-9	5.0E-05	5.0E-05	3.1E-05	3.00	1.0E-05	1.1E-05	13.0	8.1E-07	1.2E-04	13.0	9.6E-06	6.0E-04	--	(5)
Acetaldehyde	75-07-0	3.5E-06	3.5E-06	2.2E-06	140	1.6E-08	7.3E-07	620	1.2E-09	8.7E-06	620	1.4E-08	4.2E-05	470	8.9E-08
Acetone	67-64-1	3.5E-04	3.5E-04	2.2E-04	31,000	7.0E-09	7.3E-05	140,000	5.2E-10	8.7E-04	140,000	6.2E-09	4.2E-03	62,000	6.7E-08
Acrolein	107-02-8	2.2E-06	2.2E-06	1.4E-06	0.35	3.9E-06	4.6E-07	1.50	3.1E-07	5.5E-06	1.50	3.7E-06	2.6E-05	6.90	3.8E-06
Benzene	71-43-2	3.1E-05	3.1E-05	1.9E-05	3.00	6.4E-06	6.5E-06	13.0	5.0E-07	7.7E-05	13.0	5.9E-06	3.7E-04	29.0	1.3E-05
Ethylbenzene	100-41-4	2.5E-05	2.5E-05	1.6E-05	260	6.0E-08	5.2E-06	1,100	4.7E-09	6.2E-05	1,100	5.6E-08	3.0E-04	22,000	1.3E-08
Formaldehyde	50-00-0	1.8E-03	1.8E-03	1.1E-03	9.00	1.3E-04	3.8E-04	40.0	9.6E-06	4.6E-03	40.0	1.1E-04	0.022	49.0	4.4E-04
Hexane	110-54-3	5.6E-05	5.6E-05	3.5E-05	700	5.0E-08	1.2E-05	3,100	3.8E-09	1.4E-04	3,100	4.5E-08	6.7E-04	--	(5)
2-Butanone	78-93-3	1.6E-05	1.6E-05	1.0E-05	5,000	2.0E-09	3.4E-06	22,000	1.5E-10	4.0E-05	22,000	1.8E-09	1.9E-04	5,000	3.8E-08
Toluene	108-88-3	1.4E-04	1.4E-04	9.0E-05	5,000	1.8E-08	3.0E-05	22,000	1.4E-09	3.6E-04	22,000	1.6E-08	1.7E-03	7,500	2.3E-07
Xylenes (mixed isomers)	1330-20-7	5.8E-05	5.9E-05	3.7E-05	220	1.7E-07	1.2E-05	970	1.3E-08	1.5E-04	970	1.5E-07	7.0E-04	8,700	8.1E-08
o-Xylene	95-47-6	2.8E-05	2.8E-05	1.7E-05	220	7.9E-08	5.9E-06	970	6.1E-09	7.0E-05	970	7.2E-08	3.3E-04	8,700	3.8E-08
PAHs	401	8.1E-08	8.1E-08	5.1E-08	--	(5)	1.7E-08	--	(5)	2.0E-07	--	(5)	9.7E-07	--	(5)
Benzo[a]pyrene	50-32-8	9.7E-10	9.7E-10	6.1E-10	2.0E-03	3.0E-07	2.1E-10	8.8E-03	2.3E-08	2.4E-09	8.8E-03	2.8E-07	1.2E-08	2.0E-03	5.8E-06
Naphthalene	91-20-3	2.4E-07	2.4E-07	1.5E-07	3.70	4.1E-08	5.1E-08	16.0	3.2E-09	6.1E-07	16.0	3.8E-08	2.9E-06	200	1.5E-08

Table 6-10
Production Scenario 2—L3RA Results for Significant TEUs-Chronic and Acute Noncancer Assessments
Hollingsworth & Vose Fiber Company—Corvallis, OR

Toxic Air Contaminant	CAS	TAC Emission Rate (g/s)		Chronic Noncancer									Acute Noncancer		
		Annual ⁽¹⁾	Maximum Daily ⁽²⁾	Residential			Nonresidential Child			Nonresidential Worker			Calculated Conc. ^(a) (ug/m ³)	RBC ⁽³⁾ (ug/m ³)	Hazard Index ^(b)
				Calculated Conc. ^(a) (ug/m ³)	RBC ⁽³⁾ (ug/m ³)	Hazard Index ^(b)	Calculated Conc. ^(a) (ug/m ³)	RBC ⁽³⁾ (ug/m ³)	Hazard Index ^(b)	Calculated Conc. ^(a) (ug/m ³)	RBC ⁽³⁾ (ug/m ³)	Hazard Index ^(b)			
Exposure Location ⁽⁴⁾				1220			2			10103			10240		
Cumulative Facility-Wide Risk				0.2			<0.1			0.1			0.2		
CFU106															
Cumulative TEU Risk				--	--	2.3E-04	--	--	3.0E-05	--	--	3.6E-04	--	--	5.6E-04
Dispersion Factor (ug/m3/[g/s])				0.31			0.21			2.50			3.74		
Barium	7440-39-3	9.2E-07	9.2E-07	2.8E-07	--	(5)	1.9E-07	--	(5)	2.3E-06	--	(5)	3.5E-06	--	(5)
Cadmium	7440-43-9	9.6E-07	9.6E-07	2.9E-07	5.0E-03	5.9E-05	2.0E-07	0.037	5.4E-06	2.4E-06	0.037	6.5E-05	3.6E-06	0.030	1.2E-04
Chromium (total)	7440-47-3	8.9E-07	8.9E-07	2.7E-07	--	(5)	1.9E-07	--	(5)	2.2E-06	--	(5)	3.3E-06	--	(5)
Chromium VI	18540-29-9	8.9E-07	8.9E-07	2.7E-07	0.083	3.3E-06	1.9E-07	0.88	2.1E-07	2.2E-06	0.88	2.5E-06	3.3E-06	0.30	1.1E-05
Copper	7440-50-8	5.3E-06	5.3E-06	1.6E-06	--	(5)	1.1E-06	--	(5)	1.3E-05	--	(5)	2.0E-05	100	2.0E-07
Lead	7439-92-1	8.4E-06	8.4E-06	2.6E-06	0.15	1.7E-05	1.8E-06	0.66	2.7E-06	2.1E-05	0.66	3.2E-05	3.2E-05	0.15	2.1E-04
Manganese	7439-96-5	8.1E-07	8.1E-07	2.5E-07	0.090	2.8E-06	1.7E-07	0.40	4.3E-07	2.0E-06	0.40	5.1E-06	3.0E-06	0.30	1.0E-05
Mercury	7439-97-6	5.3E-08	5.3E-08	1.6E-08	0.077	2.1E-07	1.1E-08	0.63	1.8E-08	1.3E-07	0.63	2.1E-07	2.0E-07	0.60	3.3E-07
Molybdenum trioxide	1313-27-5	1.3E-06	1.3E-06	4.1E-07	--	(5)	2.8E-07	--	(5)	3.3E-06	--	(5)	5.0E-06	--	(5)
Nickel	7440-02-0	2.0E-06	2.0E-06	6.2E-07	0.014	4.5E-05	4.2E-07	0.062	6.9E-06	5.1E-06	0.062	8.2E-05	7.6E-06	0.20	3.8E-05
Phosphorus	504	2.4E-05	2.4E-05	7.4E-06	--	(5)	5.0E-06	--	(5)	6.0E-05	--	(5)	9.0E-05	--	(5)
Vanadium	7440-62-2	1.9E-06	1.9E-06	5.7E-07	0.10	5.7E-06	3.9E-07	0.44	8.9E-07	4.6E-06	0.44	1.1E-05	6.9E-06	0.80	8.7E-06
Zinc	7440-66-6	1.5E-05	1.5E-05	4.6E-06	--	(5)	3.1E-06	--	(5)	3.7E-05	--	(5)	5.6E-05	--	(5)
Ammonia	7664-41-7	2.6E-03	2.6E-03	8.0E-04	500	1.6E-06	5.4E-04	2,200	2.5E-07	6.4E-03	2,200	2.9E-06	9.6E-03	1,200	8.0E-06
Fluorides	239	1.7E-04	1.7E-04	5.3E-05	2.30	2.3E-05	3.6E-05	20.0	1.8E-06	4.3E-04	20.0	2.2E-05	6.4E-04	240	2.7E-06
Hydrogen Fluoride	7664-39-3	2.0E-05	2.0E-05	6.1E-06	2.10	2.9E-06	4.2E-06	19.0	2.2E-07	5.0E-05	19.0	2.6E-06	7.5E-05	16.0	4.7E-06
Glasswool Fibers	352	5.0E-05	5.0E-05	1.5E-05	--	(5)	1.1E-05	--	(5)	1.3E-04	--	(5)	1.9E-04	--	(5)
Silica, Crystalline	7631-86-9	5.0E-05	5.0E-05	1.5E-05	3.00	5.1E-06	1.0E-05	13.0	8.0E-07	1.2E-04	13.0	9.5E-06	1.9E-04	--	(5)
Acetaldehyde	75-07-0	3.5E-06	3.5E-06	1.1E-06	140	7.6E-09	7.3E-07	620	1.2E-09	8.7E-06	620	1.4E-08	1.3E-05	470	2.8E-08
Acetone	67-64-1	3.5E-04	3.5E-04	1.1E-04	31,000	3.4E-09	7.2E-05	140,000	5.2E-10	8.6E-04	140,000	6.2E-09	1.3E-03	62,000	2.1E-08
Acrolein	107-02-8	2.2E-06	2.2E-06	6.7E-07	0.35	1.9E-06	4.6E-07	1.50	3.0E-07	5.4E-06	1.50	3.6E-06	8.1E-06	6.90	1.2E-06
Benzene	71-43-2	3.1E-05	3.1E-05	9.4E-06	3.00	3.1E-06	6.4E-06	13.0	4.9E-07	7.7E-05	13.0	5.9E-06	1.1E-04	29.0	3.9E-06
Ethylbenzene	100-41-4	2.5E-05	2.5E-05	7.6E-06	260	2.9E-08	5.2E-06	1,100	4.7E-09	6.2E-05	1,100	5.6E-08	9.2E-05	22,000	4.2E-09
Formaldehyde	50-00-0	1.8E-03	1.8E-03	5.6E-04	9.00	6.2E-05	3.8E-04	40.0	9.5E-06	4.5E-03	40.0	1.1E-04	6.8E-03	49.0	1.4E-04
Hexane	110-54-3	5.6E-05	5.6E-05	1.7E-05	700	2.5E-08	1.2E-05	3,100	3.8E-09	1.4E-04	3,100	4.5E-08	2.1E-04	--	(5)
2-Butanone	78-93-3	1.6E-05	1.6E-05	4.9E-06	5,000	9.8E-10	3.3E-06	22,000	1.5E-10	4.0E-05	22,000	1.8E-09	5.9E-05	5,000	1.2E-08
Toluene	108-88-3	1.4E-04	1.4E-04	4.4E-05	5,000	8.8E-09	3.0E-05	22,000	1.4E-09	3.6E-04	22,000	1.6E-08	5.4E-04	7,500	7.1E-08
Xylenes (mixed isomers)	1330-20-7	5.8E-05	5.9E-05	1.8E-05	220	8.2E-08	1.2E-05	970	1.3E-08	1.5E-04	970	1.5E-07	2.2E-04	8,700	2.5E-08
o-Xylene	95-47-6	2.8E-05	2.8E-05	8.5E-06	220	3.9E-08	5.8E-06	970	6.0E-09	6.9E-05	970	7.1E-08	1.0E-04	8,700	1.2E-08
PAHs	401	8.1E-08	8.1E-08	2.5E-08	--	(5)	1.7E-08	--	(5)	2.0E-07	--	(5)	3.0E-07	--	(5)
Benzo[a]pyrene	50-32-8	9.7E-10	9.7E-10	3.0E-10	2.0E-03	1.5E-07	2.0E-10	8.8E-03	2.3E-08	2.4E-09	8.8E-03	2.7E-07	3.6E-09	2.0E-03	1.8E-06
Naphthalene	91-20-3	2.4E-07	2.4E-07	7.5E-08	3.70	2.0E-08	5.1E-08	16.0	3.2E-09	6.0E-07	16.0	3.8E-08	9.0E-07	200	4.5E-09

Table 6-10
Production Scenario 2—L3RA Results for Significant TEUs-Chronic and Acute Noncancer Assessments
Hollingsworth & Vose Fiber Company—Corvallis, OR

Toxic Air Contaminant	CAS	TAC Emission Rate (g/s)		Chronic Noncancer									Acute Noncancer		
		Annual ⁽¹⁾	Maximum Daily ⁽²⁾	Residential			Nonresidential Child			Nonresidential Worker			Calculated Conc. ^(a) (ug/m ³)	RBC ⁽³⁾ (ug/m ³)	Hazard Index ^(b)
				Calculated Conc. ^(a) (ug/m ³)	RBC ⁽³⁾ (ug/m ³)	Hazard Index ^(b)	Calculated Conc. ^(a) (ug/m ³)	RBC ⁽³⁾ (ug/m ³)	Hazard Index ^(b)	Calculated Conc. ^(a) (ug/m ³)	RBC ⁽³⁾ (ug/m ³)	Hazard Index ^(b)			
Exposure Location ⁽⁴⁾				1220			2			10103			10240		
Cumulative Facility-Wide Risk				0.2			<0.1			0.1			0.2		
CFU107															
Cumulative TEU Risk				--	--	3.9E-04	--	--	3.0E-05	--	--	3.1E-04	--	--	1.5E-03
Dispersion Factor (ug/m3/[g/s])				0.51			0.21			2.19			9.72		
Barium	7440-39-3	9.2E-07	9.2E-07	4.7E-07	--	(5)	2.0E-07	--	(5)	2.0E-06	--	(5)	9.0E-06	--	(5)
Cadmium	7440-43-9	9.6E-07	9.6E-07	4.9E-07	5.0E-03	9.8E-05	2.0E-07	0.037	5.5E-06	2.1E-06	0.037	5.7E-05	9.3E-06	0.030	3.1E-04
Chromium (total)	7440-47-3	8.9E-07	8.9E-07	4.6E-07	--	(5)	1.9E-07	--	(5)	1.9E-06	--	(5)	8.7E-06	--	(5)
Chromium VI	18540-29-9	8.9E-07	8.9E-07	4.6E-07	0.083	5.5E-06	1.9E-07	0.88	2.1E-07	1.9E-06	0.88	2.2E-06	8.7E-06	0.30	2.9E-05
Copper	7440-50-8	5.3E-06	5.3E-06	2.7E-06	--	(5)	1.1E-06	--	(5)	1.2E-05	--	(5)	5.1E-05	100	5.1E-07
Lead	7439-92-1	8.4E-06	8.4E-06	4.3E-06	0.15	2.9E-05	1.8E-06	0.66	2.7E-06	1.8E-05	0.66	2.8E-05	8.2E-05	0.15	5.5E-04
Manganese	7439-96-5	8.1E-07	8.1E-07	4.2E-07	0.090	4.6E-06	1.7E-07	0.40	4.3E-07	1.8E-06	0.40	4.4E-06	7.9E-06	0.30	2.6E-05
Mercury	7439-97-6	5.3E-08	5.3E-08	2.7E-08	0.077	3.5E-07	1.1E-08	0.63	1.8E-08	1.2E-07	0.63	1.8E-07	5.2E-07	0.60	8.6E-07
Molybdenum trioxide	1313-27-5	1.3E-06	1.3E-06	6.8E-07	--	(5)	2.8E-07	--	(5)	2.9E-06	--	(5)	1.3E-05	--	(5)
Nickel	7440-02-0	2.0E-06	2.0E-06	1.0E-06	0.014	7.4E-05	4.3E-07	0.062	6.9E-06	4.4E-06	0.062	7.1E-05	2.0E-05	0.20	9.8E-05
Phosphorus	504	2.4E-05	2.4E-05	1.2E-05	--	(5)	5.1E-06	--	(5)	5.2E-05	--	(5)	2.3E-04	--	(5)
Vanadium	7440-62-2	1.9E-06	1.9E-06	9.5E-07	0.10	9.5E-06	3.9E-07	0.44	8.9E-07	4.1E-06	0.44	9.2E-06	1.8E-05	0.80	2.3E-05
Zinc	7440-66-6	1.5E-05	1.5E-05	7.7E-06	--	(5)	3.2E-06	--	(5)	3.3E-05	--	(5)	1.5E-04	--	(5)
Ammonia	7664-41-7	2.6E-03	2.6E-03	1.3E-03	500	2.7E-06	5.5E-04	2,200	2.5E-07	5.6E-03	2,200	2.6E-06	0.025	1,200	2.1E-05
Fluorides	239	1.7E-04	1.7E-04	8.8E-05	2.30	3.8E-05	3.7E-05	20.0	1.8E-06	3.8E-04	20.0	1.9E-05	1.7E-03	240	7.0E-06
Hydrogen Fluoride	7664-39-3	2.0E-05	2.0E-05	1.0E-05	2.10	4.9E-06	4.2E-06	19.0	2.2E-07	4.4E-05	19.0	2.3E-06	1.9E-04	16.0	1.2E-05
Glasswool Fibers	352	5.0E-05	5.0E-05	2.6E-05	--	(5)	1.1E-05	--	(5)	1.1E-04	--	(5)	4.9E-04	--	(5)
Silica, Crystalline	7631-86-9	5.0E-05	5.0E-05	2.5E-05	3.00	8.5E-06	1.1E-05	13.0	8.1E-07	1.1E-04	13.0	8.3E-06	4.8E-04	--	(5)
Acetaldehyde	75-07-0	3.5E-06	3.5E-06	1.8E-06	140	1.3E-08	7.4E-07	620	1.2E-09	7.6E-06	620	1.2E-08	3.4E-05	470	7.2E-08
Acetone	67-64-1	3.5E-04	3.5E-04	1.8E-04	31,000	5.7E-09	7.3E-05	140,000	5.2E-10	7.5E-04	140,000	5.4E-09	3.4E-03	62,000	5.4E-08
Acrolein	107-02-8	2.2E-06	2.2E-06	1.1E-06	0.35	3.2E-06	4.6E-07	1.50	3.1E-07	4.8E-06	1.50	3.2E-06	2.1E-05	6.90	3.1E-06
Benzene	71-43-2	3.1E-05	3.1E-05	1.6E-05	3.00	5.2E-06	6.5E-06	13.0	5.0E-07	6.7E-05	13.0	5.1E-06	3.0E-04	29.0	1.0E-05
Ethylbenzene	100-41-4	2.5E-05	2.5E-05	1.3E-05	260	4.9E-08	5.2E-06	1,100	4.8E-09	5.4E-05	1,100	4.9E-08	2.4E-04	22,000	1.1E-08
Formaldehyde	50-00-0	1.8E-03	1.8E-03	9.3E-04	9.00	1.0E-04	3.8E-04	40.0	9.6E-06	4.0E-03	40.0	9.9E-05	0.018	49.0	3.6E-04
Hexane	110-54-3	5.6E-05	5.6E-05	2.9E-05	700	4.1E-08	1.2E-05	3,100	3.8E-09	1.2E-04	3,100	3.9E-08	5.4E-04	--	(5)
2-Butanone	78-93-3	1.6E-05	1.6E-05	8.2E-06	5,000	1.6E-09	3.4E-06	22,000	1.5E-10	3.5E-05	22,000	1.6E-09	1.5E-04	5,000	3.1E-08
Toluene	108-88-3	1.4E-04	1.4E-04	7.3E-05	5,000	1.5E-08	3.0E-05	22,000	1.4E-09	3.1E-04	22,000	1.4E-08	1.4E-03	7,500	1.9E-07
Xylenes (mixed isomers)	1330-20-7	5.8E-05	5.9E-05	3.0E-05	220	1.4E-07	1.2E-05	970	1.3E-08	1.3E-04	970	1.3E-07	5.7E-04	8,700	6.5E-08
o-Xylene	95-47-6	2.8E-05	2.8E-05	1.4E-05	220	6.5E-08	5.9E-06	970	6.1E-09	6.1E-05	970	6.2E-08	2.7E-04	8,700	3.1E-08
PAHs	401	8.1E-08	8.1E-08	4.1E-08	--	(5)	1.7E-08	--	(5)	1.8E-07	--	(5)	7.8E-07	--	(5)
Benzo[a]pyrene	50-32-8	9.7E-10	9.7E-10	5.0E-10	2.0E-03	2.5E-07	2.1E-10	8.8E-03	2.3E-08	2.1E-09	8.8E-03	2.4E-07	9.4E-09	2.0E-03	4.7E-06
Naphthalene	91-20-3	2.4E-07	2.4E-07	1.2E-07	3.70	3.4E-08	5.1E-08	16.0	3.2E-09	5.3E-07	16.0	3.3E-08	2.3E-06	200	1.2E-08

Table 6-10
Production Scenario 2—L3RA Results for Significant TEUs-Chronic and Acute Noncancer Assessments
Hollingsworth & Vose Fiber Company—Corvallis, OR

Toxic Air Contaminant	CAS	TAC Emission Rate (g/s)		Chronic Noncancer									Acute Noncancer		
		Annual ⁽¹⁾	Maximum Daily ⁽²⁾	Residential			Nonresidential Child			Nonresidential Worker			Calculated Conc. ^(a) (ug/m ³)	RBC ⁽³⁾ (ug/m ³)	Hazard Index ^(b)
				Calculated Conc. ^(a) (ug/m ³)	RBC ⁽³⁾ (ug/m ³)	Hazard Index ^(b)	Calculated Conc. ^(a) (ug/m ³)	RBC ⁽³⁾ (ug/m ³)	Hazard Index ^(b)	Calculated Conc. ^(a) (ug/m ³)	RBC ⁽³⁾ (ug/m ³)	Hazard Index ^(b)			
Exposure Location ⁽⁴⁾				1220			2			10103			10240		
Cumulative Facility-Wide Risk				0.2			<0.1			0.1			0.2		
CFU108															
Cumulative TEU Risk				--	--	2.8E-04	--	--	3.0E-05	--	--	3.4E-04	--	--	1.2E-03
Dispersion Factor (ug/m3/[g/s])				0.37			0.21			2.42			8.02		
Barium	7440-39-3	9.2E-07	9.2E-07	3.5E-07	--	(5)	2.0E-07	--	(5)	2.2E-06	--	(5)	7.4E-06	--	(5)
Cadmium	7440-43-9	9.6E-07	9.6E-07	3.6E-07	5.0E-03	7.2E-05	2.0E-07	0.037	5.5E-06	2.3E-06	0.037	6.3E-05	7.7E-06	0.030	2.6E-04
Chromium (total)	7440-47-3	8.9E-07	8.9E-07	3.3E-07	--	(5)	1.9E-07	--	(5)	2.2E-06	--	(5)	7.1E-06	--	(5)
Chromium VI	18540-29-9	8.9E-07	8.9E-07	3.3E-07	0.083	4.0E-06	1.9E-07	0.88	2.2E-07	2.2E-06	0.88	2.4E-06	7.1E-06	0.30	2.4E-05
Copper	7440-50-8	5.3E-06	5.3E-06	2.0E-06	--	(5)	1.1E-06	--	(5)	1.3E-05	--	(5)	4.2E-05	100	4.2E-07
Lead	7439-92-1	8.4E-06	8.4E-06	3.2E-06	0.15	2.1E-05	1.8E-06	0.66	2.7E-06	2.0E-05	0.66	3.1E-05	6.8E-05	0.15	4.5E-04
Manganese	7439-96-5	8.1E-07	8.1E-07	3.0E-07	0.090	3.4E-06	1.7E-07	0.40	4.3E-07	2.0E-06	0.40	4.9E-06	6.5E-06	0.30	2.2E-05
Mercury	7439-97-6	5.3E-08	5.3E-08	2.0E-08	0.077	2.6E-07	1.1E-08	0.63	1.8E-08	1.3E-07	0.63	2.0E-07	4.3E-07	0.60	7.1E-07
Molybdenum trioxide	1313-27-5	1.3E-06	1.3E-06	5.0E-07	--	(5)	2.8E-07	--	(5)	3.2E-06	--	(5)	1.1E-05	--	(5)
Nickel	7440-02-0	2.0E-06	2.0E-06	7.6E-07	0.014	5.4E-05	4.3E-07	0.062	7.0E-06	4.9E-06	0.062	7.9E-05	1.6E-05	0.20	8.1E-05
Phosphorus	504	2.4E-05	2.4E-05	9.0E-06	--	(5)	5.1E-06	--	(5)	5.8E-05	--	(5)	1.9E-04	--	(5)
Vanadium	7440-62-2	1.9E-06	1.9E-06	6.9E-07	0.10	6.9E-06	4.0E-07	0.44	9.0E-07	4.5E-06	0.44	1.0E-05	1.5E-05	0.80	1.9E-05
Zinc	7440-66-6	1.5E-05	1.5E-05	5.6E-06	--	(5)	3.2E-06	--	(5)	3.6E-05	--	(5)	1.2E-04	--	(5)
Ammonia	7664-41-7	2.6E-03	2.6E-03	9.7E-04	500	1.9E-06	5.5E-04	2,200	2.5E-07	6.2E-03	2,200	2.8E-06	0.021	1,200	1.7E-05
Fluorides	239	1.7E-04	1.7E-04	6.4E-05	2.30	2.8E-05	3.7E-05	20.0	1.8E-06	4.2E-04	20.0	2.1E-05	1.4E-03	240	5.8E-06
Hydrogen Fluoride	7664-39-3	2.0E-05	2.0E-05	7.5E-06	2.10	3.6E-06	4.3E-06	19.0	2.2E-07	4.8E-05	19.0	2.5E-06	1.6E-04	16.0	1.0E-05
Glasswool Fibers	352	5.0E-05	5.0E-05	1.9E-05	--	(5)	1.1E-05	--	(5)	1.2E-04	--	(5)	4.0E-04	--	(5)
Silica, Crystalline	7631-86-9	5.0E-05	5.0E-05	1.9E-05	3.00	6.2E-06	1.1E-05	13.0	8.1E-07	1.2E-04	13.0	9.2E-06	4.0E-04	--	(5)
Acetaldehyde	75-07-0	3.5E-06	3.5E-06	1.3E-06	140	9.3E-09	7.4E-07	620	1.2E-09	8.4E-06	620	1.4E-08	2.8E-05	470	5.9E-08
Acetone	67-64-1	3.5E-04	3.5E-04	1.3E-04	31,000	4.2E-09	7.4E-05	140,000	5.3E-10	8.3E-04	140,000	6.0E-09	2.8E-03	62,000	4.5E-08
Acrolein	107-02-8	2.2E-06	2.2E-06	8.2E-07	0.35	2.3E-06	4.6E-07	1.50	3.1E-07	5.3E-06	1.50	3.5E-06	1.7E-05	6.90	2.5E-06
Benzene	71-43-2	3.1E-05	3.1E-05	1.1E-05	3.00	3.8E-06	6.5E-06	13.0	5.0E-07	7.4E-05	13.0	5.7E-06	2.5E-04	29.0	8.5E-06
Ethylbenzene	100-41-4	2.5E-05	2.5E-05	9.2E-06	260	3.5E-08	5.2E-06	1,100	4.8E-09	6.0E-05	1,100	5.4E-08	2.0E-04	22,000	9.0E-09
Formaldehyde	50-00-0	1.8E-03	1.8E-03	6.8E-04	9.00	7.5E-05	3.9E-04	40.0	9.6E-06	4.4E-03	40.0	1.1E-04	0.015	49.0	3.0E-04
Hexane	110-54-3	5.6E-05	5.6E-05	2.1E-05	700	3.0E-08	1.2E-05	3,100	3.8E-09	1.3E-04	3,100	4.3E-08	4.5E-04	--	(5)
2-Butanone	78-93-3	1.6E-05	1.6E-05	5.9E-06	5,000	1.2E-09	3.4E-06	22,000	1.5E-10	3.8E-05	22,000	1.7E-09	1.3E-04	5,000	2.6E-08
Toluene	108-88-3	1.4E-04	1.4E-04	5.4E-05	5,000	1.1E-08	3.0E-05	22,000	1.4E-09	3.5E-04	22,000	1.6E-08	1.1E-03	7,500	1.5E-07
Xylenes (mixed isomers)	1330-20-7	5.8E-05	5.9E-05	2.2E-05	220	9.9E-08	1.2E-05	970	1.3E-08	1.4E-04	970	1.5E-07	4.7E-04	8,700	5.4E-08
o-Xylene	95-47-6	2.8E-05	2.8E-05	1.0E-05	220	4.7E-08	5.9E-06	970	6.1E-09	6.7E-05	970	6.9E-08	2.2E-04	8,700	2.6E-08
PAHs	401	8.1E-08	8.1E-08	3.0E-08	--	(5)	1.7E-08	--	(5)	2.0E-07	--	(5)	6.5E-07	--	(5)
Benzo[a]pyrene	50-32-8	9.7E-10	9.7E-10	3.6E-10	2.0E-03	1.8E-07	2.1E-10	8.8E-03	2.3E-08	2.3E-09	8.8E-03	2.7E-07	7.8E-09	2.0E-03	3.9E-06
Naphthalene	91-20-3	2.4E-07	2.4E-07	9.1E-08	3.70	2.4E-08	5.2E-08	16.0	3.2E-09	5.9E-07	16.0	3.7E-08	1.9E-06	200	9.7E-09

Table 6-10
Production Scenario 2—L3RA Results for Significant TEUs-Chronic and Acute Noncancer Assessments
Hollingsworth & Vose Fiber Company—Corvallis, OR

Toxic Air Contaminant	CAS	TAC Emission Rate (g/s)		Chronic Noncancer									Acute Noncancer		
		Annual ⁽¹⁾	Maximum Daily ⁽²⁾	Residential			Nonresidential Child			Nonresidential Worker			Calculated Conc. ^(a) (ug/m ³)	RBC ⁽³⁾ (ug/m ³)	Hazard Index ^(b)
				Calculated Conc. ^(a) (ug/m ³)	RBC ⁽³⁾ (ug/m ³)	Hazard Index ^(b)	Calculated Conc. ^(a) (ug/m ³)	RBC ⁽³⁾ (ug/m ³)	Hazard Index ^(b)	Calculated Conc. ^(a) (ug/m ³)	RBC ⁽³⁾ (ug/m ³)	Hazard Index ^(b)			
Exposure Location ⁽⁴⁾				1220			2			10103			10240		
Cumulative Facility-Wide Risk				0.2			<0.1			0.1			0.2		
CFU109															
Cumulative TEU Risk				--	--	5.8E-04	--	--	2.9E-05	--	--	4.6E-04	--	--	7.5E-03
Dispersion Factor (ug/m3/[g/s])				0.77			0.21			3.24			50.2		
Barium	7440-39-3	9.2E-07	9.2E-07	7.1E-07	--	(5)	1.9E-07	--	(5)	3.0E-06	--	(5)	4.6E-05	--	(5)
Cadmium	7440-43-9	9.6E-07	9.6E-07	7.4E-07	5.0E-03	1.5E-04	2.0E-07	0.037	5.3E-06	3.1E-06	0.037	8.4E-05	4.8E-05	0.030	1.6E-03
Chromium (total)	7440-47-3	8.9E-07	8.9E-07	6.8E-07	--	(5)	1.8E-07	--	(5)	2.9E-06	--	(5)	4.5E-05	--	(5)
Chromium VI	18540-29-9	8.9E-07	8.9E-07	6.8E-07	0.083	8.2E-06	1.8E-07	0.88	2.1E-07	2.9E-06	0.88	3.3E-06	4.5E-05	0.30	1.5E-04
Copper	7440-50-8	5.3E-06	5.3E-06	4.1E-06	--	(5)	1.1E-06	--	(5)	1.7E-05	--	(5)	2.7E-04	100	2.7E-06
Lead	7439-92-1	8.4E-06	8.4E-06	6.5E-06	0.15	4.3E-05	1.7E-06	0.66	2.6E-06	2.7E-05	0.66	4.1E-05	4.2E-04	0.15	2.8E-03
Manganese	7439-96-5	8.1E-07	8.1E-07	6.2E-07	0.090	6.9E-06	1.7E-07	0.40	4.2E-07	2.6E-06	0.40	6.6E-06	4.1E-05	0.30	1.4E-04
Mercury	7439-97-6	5.3E-08	5.3E-08	4.1E-08	0.077	5.3E-07	1.1E-08	0.63	1.7E-08	1.7E-07	0.63	2.7E-07	2.7E-06	0.60	4.4E-06
Molybdenum trioxide	1313-27-5	1.3E-06	1.3E-06	1.0E-06	--	(5)	2.7E-07	--	(5)	4.3E-06	--	(5)	6.7E-05	--	(5)
Nickel	7440-02-0	2.0E-06	2.0E-06	1.6E-06	0.014	1.1E-04	4.2E-07	0.062	6.7E-06	6.6E-06	0.062	1.1E-04	1.0E-04	0.20	5.1E-04
Phosphorus	504	2.4E-05	2.4E-05	1.8E-05	--	(5)	4.9E-06	--	(5)	7.8E-05	--	(5)	1.2E-03	--	(5)
Vanadium	7440-62-2	1.9E-06	1.9E-06	1.4E-06	0.10	1.4E-05	3.8E-07	0.44	8.7E-07	6.0E-06	0.44	1.4E-05	9.3E-05	0.80	1.2E-04
Zinc	7440-66-6	1.5E-05	1.5E-05	1.2E-05	--	(5)	3.1E-06	--	(5)	4.9E-05	--	(5)	7.5E-04	--	(5)
Ammonia	7664-41-7	2.6E-03	2.6E-03	2.0E-03	500	4.0E-06	5.3E-04	2,200	2.4E-07	8.4E-03	2,200	3.8E-06	0.13	1,200	1.1E-04
Fluorides	239	1.7E-04	1.7E-04	1.3E-04	2.30	5.7E-05	3.5E-05	20.0	1.8E-06	5.6E-04	20.0	2.8E-05	8.6E-03	240	3.6E-05
Hydrogen Fluoride	7664-39-3	2.0E-05	2.0E-05	1.5E-05	2.10	7.3E-06	4.1E-06	19.0	2.2E-07	6.5E-05	19.0	3.4E-06	1.0E-03	16.0	6.3E-05
Glasswool Fibers	352	5.0E-05	5.0E-05	3.8E-05	--	(5)	1.0E-05	--	(5)	1.6E-04	--	(5)	2.5E-03	--	(5)
Silica, Crystalline	7631-86-9	5.0E-05	5.0E-05	3.8E-05	3.00	1.3E-05	1.0E-05	13.0	7.8E-07	1.6E-04	13.0	1.2E-05	2.5E-03	--	(5)
Acetaldehyde	75-07-0	3.5E-06	3.5E-06	2.7E-06	140	1.9E-08	7.1E-07	620	1.1E-09	1.1E-05	620	1.8E-08	1.7E-04	470	3.7E-07
Acetone	67-64-1	3.5E-04	3.5E-04	2.7E-04	31,000	8.6E-09	7.1E-05	140,000	5.1E-10	1.1E-03	140,000	8.0E-09	0.017	62,000	2.8E-07
Acrolein	107-02-8	2.2E-06	2.2E-06	1.7E-06	0.35	4.8E-06	4.5E-07	1.50	3.0E-07	7.1E-06	1.50	4.7E-06	1.1E-04	6.90	1.6E-05
Benzene	71-43-2	3.1E-05	3.1E-05	2.4E-05	3.00	7.8E-06	6.3E-06	13.0	4.8E-07	9.9E-05	13.0	7.6E-06	1.5E-03	29.0	5.3E-05
Ethylbenzene	100-41-4	2.5E-05	2.5E-05	1.9E-05	260	7.3E-08	5.1E-06	1,100	4.6E-09	8.0E-05	1,100	7.3E-08	1.2E-03	22,000	5.6E-08
Formaldehyde	50-00-0	1.8E-03	1.8E-03	1.4E-03	9.00	1.5E-04	3.7E-04	40.0	9.3E-06	5.9E-03	40.0	1.5E-04	0.091	49.0	1.9E-03
Hexane	110-54-3	5.6E-05	5.6E-05	4.3E-05	700	6.1E-08	1.1E-05	3,100	3.7E-09	1.8E-04	3,100	5.8E-08	2.8E-03	--	(5)
2-Butanone	78-93-3	1.6E-05	1.6E-05	1.2E-05	5,000	2.4E-09	3.3E-06	22,000	1.5E-10	5.1E-05	22,000	2.3E-09	8.0E-04	5,000	1.6E-07
Toluene	108-88-3	1.4E-04	1.4E-04	1.1E-04	5,000	2.2E-08	2.9E-05	22,000	1.3E-09	4.6E-04	22,000	2.1E-08	7.2E-03	7,500	9.6E-07
Xylenes (mixed isomers)	1330-20-7	5.8E-05	5.9E-05	4.5E-05	220	2.0E-07	1.2E-05	970	1.2E-08	1.9E-04	970	2.0E-07	2.9E-03	8,700	3.4E-07
o-Xylene	95-47-6	2.8E-05	2.8E-05	2.1E-05	220	9.7E-08	5.7E-06	970	5.9E-09	9.0E-05	970	9.3E-08	1.4E-03	8,700	1.6E-07
PAHs	401	8.1E-08	8.1E-08	6.2E-08	--	(5)	1.7E-08	--	(5)	2.6E-07	--	(5)	4.0E-06	--	(5)
Benzo[a]pyrene	50-32-8	9.7E-10	9.7E-10	7.4E-10	2.0E-03	3.7E-07	2.0E-10	8.8E-03	2.3E-08	3.1E-09	8.8E-03	3.6E-07	4.8E-08	2.0E-03	2.4E-05
Naphthalene	91-20-3	2.4E-07	2.4E-07	1.9E-07	3.70	5.0E-08	5.0E-08	16.0	3.1E-09	7.8E-07	16.0	4.9E-08	1.2E-05	200	6.1E-08

Table 6-10
Production Scenario 2—L3RA Results for Significant TEUs-Chronic and Acute Noncancer Assessments
Hollingsworth & Vose Fiber Company—Corvallis, OR

Toxic Air Contaminant	CAS	TAC Emission Rate (g/s)		Chronic Noncancer									Acute Noncancer		
		Annual ⁽¹⁾	Maximum Daily ⁽²⁾	Residential			Nonresidential Child			Nonresidential Worker			Calculated Conc. ^(a) (ug/m ³)	RBC ⁽³⁾ (ug/m ³)	Hazard Index ^(b)
				Calculated Conc. ^(a) (ug/m ³)	RBC ⁽³⁾ (ug/m ³)	Hazard Index ^(b)	Calculated Conc. ^(a) (ug/m ³)	RBC ⁽³⁾ (ug/m ³)	Hazard Index ^(b)	Calculated Conc. ^(a) (ug/m ³)	RBC ⁽³⁾ (ug/m ³)	Hazard Index ^(b)			
Exposure Location ⁽⁴⁾				1220			2			10103			10240		
Cumulative Facility-Wide Risk				0.2			<0.1			0.1			0.2		
CFU110															
Cumulative TEU Risk				--	--	3.8E-04	--	--	3.0E-05	--	--	3.5E-04	--	--	1.4E-03
Dispersion Factor (ug/m3/[g/s])				0.50			0.21			2.42			9.59		
Barium	7440-39-3	9.2E-07	9.2E-07	4.6E-07	--	(5)	1.9E-07	--	(5)	2.2E-06	--	(5)	8.9E-06	--	(5)
Cadmium	7440-43-9	9.6E-07	9.6E-07	4.8E-07	5.0E-03	9.5E-05	2.0E-07	0.037	5.4E-06	2.3E-06	0.037	6.3E-05	9.2E-06	0.030	3.1E-04
Chromium (total)	7440-47-3	8.9E-07	8.9E-07	4.4E-07	--	(5)	1.9E-07	--	(5)	2.2E-06	--	(5)	8.6E-06	--	(5)
Chromium VI	18540-29-9	8.9E-07	8.9E-07	4.4E-07	0.083	5.3E-06	1.9E-07	0.88	2.1E-07	2.2E-06	0.88	2.5E-06	8.6E-06	0.30	2.9E-05
Copper	7440-50-8	5.3E-06	5.3E-06	2.6E-06	--	(5)	1.1E-06	--	(5)	1.3E-05	--	(5)	5.1E-05	100	5.1E-07
Lead	7439-92-1	8.4E-06	8.4E-06	4.2E-06	0.15	2.8E-05	1.8E-06	0.66	2.7E-06	2.0E-05	0.66	3.1E-05	8.1E-05	0.15	5.4E-04
Manganese	7439-96-5	8.1E-07	8.1E-07	4.0E-07	0.090	4.5E-06	1.7E-07	0.40	4.2E-07	2.0E-06	0.40	4.9E-06	7.8E-06	0.30	2.6E-05
Mercury	7439-97-6	5.3E-08	5.3E-08	2.6E-08	0.077	3.4E-07	1.1E-08	0.63	1.8E-08	1.3E-07	0.63	2.0E-07	5.1E-07	0.60	8.5E-07
Molybdenum trioxide	1313-27-5	1.3E-06	1.3E-06	6.6E-07	--	(5)	2.8E-07	--	(5)	3.2E-06	--	(5)	1.3E-05	--	(5)
Nickel	7440-02-0	2.0E-06	2.0E-06	1.0E-06	0.014	7.2E-05	4.2E-07	0.062	6.8E-06	4.9E-06	0.062	7.9E-05	1.9E-05	0.20	9.7E-05
Phosphorus	504	2.4E-05	2.4E-05	1.2E-05	--	(5)	5.0E-06	--	(5)	5.8E-05	--	(5)	2.3E-04	--	(5)
Vanadium	7440-62-2	1.9E-06	1.9E-06	9.2E-07	0.10	9.2E-06	3.9E-07	0.44	8.8E-07	4.5E-06	0.44	1.0E-05	1.8E-05	0.80	2.2E-05
Zinc	7440-66-6	1.5E-05	1.5E-05	7.4E-06	--	(5)	3.1E-06	--	(5)	3.6E-05	--	(5)	1.4E-04	--	(5)
Ammonia	7664-41-7	2.6E-03	2.6E-03	1.3E-03	500	2.6E-06	5.4E-04	2,200	2.4E-07	6.3E-03	2,200	2.8E-06	0.025	1,200	2.1E-05
Fluorides	239	1.7E-04	1.7E-04	8.5E-05	2.30	3.7E-05	3.6E-05	20.0	1.8E-06	4.2E-04	20.0	2.1E-05	1.7E-03	240	6.9E-06
Hydrogen Fluoride	7664-39-3	2.0E-05	2.0E-05	9.9E-06	2.10	4.7E-06	4.2E-06	19.0	2.2E-07	4.8E-05	19.0	2.5E-06	1.9E-04	16.0	1.2E-05
Glasswool Fibers	352	5.0E-05	5.0E-05	2.5E-05	--	(5)	1.0E-05	--	(5)	1.2E-04	--	(5)	4.8E-04	--	(5)
Silica, Crystalline	7631-86-9	5.0E-05	5.0E-05	2.5E-05	3.00	8.2E-06	1.0E-05	13.0	8.0E-07	1.2E-04	13.0	9.2E-06	4.8E-04	--	(5)
Acetaldehyde	75-07-0	3.5E-06	3.5E-06	1.7E-06	140	1.2E-08	7.2E-07	620	1.2E-09	8.4E-06	620	1.4E-08	3.3E-05	470	7.1E-08
Acetone	67-64-1	3.5E-04	3.5E-04	1.7E-04	31,000	5.5E-09	7.2E-05	140,000	5.1E-10	8.4E-04	140,000	6.0E-09	3.3E-03	62,000	5.3E-08
Acrolein	107-02-8	2.2E-06	2.2E-06	1.1E-06	0.35	3.1E-06	4.5E-07	1.50	3.0E-07	5.3E-06	1.50	3.5E-06	2.1E-05	6.90	3.0E-06
Benzene	71-43-2	3.1E-05	3.1E-05	1.5E-05	3.00	5.1E-06	6.4E-06	13.0	4.9E-07	7.4E-05	13.0	5.7E-06	2.9E-04	29.0	1.0E-05
Ethylbenzene	100-41-4	2.5E-05	2.5E-05	1.2E-05	260	4.7E-08	5.1E-06	1,100	4.7E-09	6.0E-05	1,100	5.4E-08	2.4E-04	22,000	1.1E-08
Formaldehyde	50-00-0	1.8E-03	1.8E-03	9.0E-04	9.00	1.0E-04	3.8E-04	40.0	9.4E-06	4.4E-03	40.0	1.1E-04	0.017	49.0	3.5E-04
Hexane	110-54-3	5.6E-05	5.6E-05	2.8E-05	700	3.9E-08	1.2E-05	3,100	3.7E-09	1.3E-04	3,100	4.4E-08	5.3E-04	--	(5)
2-Butanone	78-93-3	1.6E-05	1.6E-05	7.9E-06	5,000	1.6E-09	3.3E-06	22,000	1.5E-10	3.9E-05	22,000	1.8E-09	1.5E-04	5,000	3.1E-08
Toluene	108-88-3	1.4E-04	1.4E-04	7.1E-05	5,000	1.4E-08	3.0E-05	22,000	1.4E-09	3.5E-04	22,000	1.6E-08	1.4E-03	7,500	1.8E-07
Xylenes (mixed isomers)	1330-20-7	5.8E-05	5.9E-05	2.9E-05	220	1.3E-07	1.2E-05	970	1.3E-08	1.4E-04	970	1.5E-07	5.6E-04	8,700	6.5E-08
o-Xylene	95-47-6	2.8E-05	2.8E-05	1.4E-05	220	6.3E-08	5.8E-06	970	6.0E-09	6.7E-05	970	6.9E-08	2.7E-04	8,700	3.1E-08
PAHs	401	8.1E-08	8.1E-08	4.0E-08	--	(5)	1.7E-08	--	(5)	2.0E-07	--	(5)	7.7E-07	--	(5)
Benzo[a]pyrene	50-32-8	9.7E-10	9.7E-10	4.8E-10	2.0E-03	2.4E-07	2.0E-10	8.8E-03	2.3E-08	2.3E-09	8.8E-03	2.7E-07	9.3E-09	2.0E-03	4.6E-06
Naphthalene	91-20-3	2.4E-07	2.4E-07	1.2E-07	3.70	3.2E-08	5.0E-08	16.0	3.2E-09	5.9E-07	16.0	3.7E-08	2.3E-06	200	1.2E-08

Table 6-10
Production Scenario 2—L3RA Results for Significant TEUs-Chronic and Acute Noncancer Assessments
Hollingsworth & Vose Fiber Company—Corvallis, OR

Toxic Air Contaminant	CAS	TAC Emission Rate (g/s)		Chronic Noncancer									Acute Noncancer		
		Annual ⁽¹⁾	Maximum Daily ⁽²⁾	Residential			Nonresidential Child			Nonresidential Worker			Calculated Conc. ^(a) (ug/m ³)	RBC ⁽³⁾ (ug/m ³)	Hazard Index ^(b)
				Calculated Conc. ^(a) (ug/m ³)	RBC ⁽³⁾ (ug/m ³)	Hazard Index ^(b)	Calculated Conc. ^(a) (ug/m ³)	RBC ⁽³⁾ (ug/m ³)	Hazard Index ^(b)	Calculated Conc. ^(a) (ug/m ³)	RBC ⁽³⁾ (ug/m ³)	Hazard Index ^(b)			
Exposure Location ⁽⁴⁾				1220			2			10103			10240		
Cumulative Facility-Wide Risk				0.2			<0.1			0.1			0.2		
CFU111															
Cumulative TEU Risk				--	--	4.5E-04	--	--	3.0E-05	--	--	3.7E-04	--	--	3.2E-03
Dispersion Factor (ug/m3/[g/s])				0.59			0.21			2.62			21.3		
Barium	7440-39-3	9.2E-07	9.2E-07	5.4E-07	--	(5)	1.9E-07	--	(5)	2.4E-06	--	(5)	2.0E-05	--	(5)
Cadmium	7440-43-9	9.6E-07	9.6E-07	5.6E-07	5.0E-03	1.1E-04	2.0E-07	0.037	5.4E-06	2.5E-06	0.037	6.8E-05	2.0E-05	0.030	6.8E-04
Chromium (total)	7440-47-3	8.9E-07	8.9E-07	5.2E-07	--	(5)	1.8E-07	--	(5)	2.3E-06	--	(5)	1.9E-05	--	(5)
Chromium VI	18540-29-9	8.9E-07	8.9E-07	5.2E-07	0.083	6.3E-06	1.8E-07	0.88	2.1E-07	2.3E-06	0.88	2.7E-06	1.9E-05	0.30	6.3E-05
Copper	7440-50-8	5.3E-06	5.3E-06	3.1E-06	--	(5)	1.1E-06	--	(5)	1.4E-05	--	(5)	1.1E-04	100	1.1E-06
Lead	7439-92-1	8.4E-06	8.4E-06	5.0E-06	0.15	3.3E-05	1.7E-06	0.66	2.6E-06	2.2E-05	0.66	3.3E-05	1.8E-04	0.15	1.2E-03
Manganese	7439-96-5	8.1E-07	8.1E-07	4.8E-07	0.090	5.3E-06	1.7E-07	0.40	4.2E-07	2.1E-06	0.40	5.3E-06	1.7E-05	0.30	5.7E-05
Mercury	7439-97-6	5.3E-08	5.3E-08	3.1E-08	0.077	4.1E-07	1.1E-08	0.63	1.7E-08	1.4E-07	0.63	2.2E-07	1.1E-06	0.60	1.9E-06
Molybdenum trioxide	1313-27-5	1.3E-06	1.3E-06	7.8E-07	--	(5)	2.8E-07	--	(5)	3.5E-06	--	(5)	2.8E-05	--	(5)
Nickel	7440-02-0	2.0E-06	2.0E-06	1.2E-06	0.014	8.5E-05	4.2E-07	0.062	6.8E-06	5.3E-06	0.062	8.6E-05	4.3E-05	0.20	2.2E-04
Phosphorus	504	2.4E-05	2.4E-05	1.4E-05	--	(5)	5.0E-06	--	(5)	6.3E-05	--	(5)	5.1E-04	--	(5)
Vanadium	7440-62-2	1.9E-06	1.9E-06	1.1E-06	0.10	1.1E-05	3.8E-07	0.44	8.7E-07	4.9E-06	0.44	1.1E-05	3.9E-05	0.80	4.9E-05
Zinc	7440-66-6	1.5E-05	1.5E-05	8.8E-06	--	(5)	3.1E-06	--	(5)	3.9E-05	--	(5)	3.2E-04	--	(5)
Ammonia	7664-41-7	2.6E-03	2.6E-03	1.5E-03	500	3.0E-06	5.4E-04	2,200	2.4E-07	6.8E-03	2,200	3.1E-06	0.055	1,200	4.6E-05
Fluorides	239	1.7E-04	1.7E-04	1.0E-04	2.30	4.4E-05	3.6E-05	20.0	1.8E-06	4.5E-04	20.0	2.3E-05	3.7E-03	240	1.5E-05
Hydrogen Fluoride	7664-39-3	2.0E-05	2.0E-05	1.2E-05	2.10	5.6E-06	4.1E-06	19.0	2.2E-07	5.2E-05	19.0	2.8E-06	4.2E-04	16.0	2.7E-05
Glasswool Fibers	352	5.0E-05	5.0E-05	2.9E-05	--	(5)	1.0E-05	--	(5)	1.3E-04	--	(5)	1.1E-03	--	(5)
Silica, Crystalline	7631-86-9	5.0E-05	5.0E-05	2.9E-05	3.00	9.7E-06	1.0E-05	13.0	7.9E-07	1.3E-04	13.0	1.0E-05	1.1E-03	--	(5)
Acetaldehyde	75-07-0	3.5E-06	3.5E-06	2.0E-06	140	1.5E-08	7.2E-07	620	1.2E-09	9.1E-06	620	1.5E-08	7.4E-05	470	1.6E-07
Acetone	67-64-1	3.5E-04	3.5E-04	2.0E-04	31,000	6.6E-09	7.2E-05	140,000	5.1E-10	9.0E-04	140,000	6.5E-09	7.3E-03	62,000	1.2E-07
Acrolein	107-02-8	2.2E-06	2.2E-06	1.3E-06	0.35	3.7E-06	4.5E-07	1.50	3.0E-07	5.7E-06	1.50	3.8E-06	4.6E-05	6.90	6.7E-06
Benzene	71-43-2	3.1E-05	3.1E-05	1.8E-05	3.00	6.0E-06	6.3E-06	13.0	4.9E-07	8.0E-05	13.0	6.2E-06	6.5E-04	29.0	2.2E-05
Ethylbenzene	100-41-4	2.5E-05	2.5E-05	1.5E-05	260	5.6E-08	5.1E-06	1,100	4.6E-09	6.5E-05	1,100	5.9E-08	5.2E-04	22,000	2.4E-08
Formaldehyde	50-00-0	1.8E-03	1.8E-03	1.1E-03	9.00	1.2E-04	3.8E-04	40.0	9.4E-06	4.7E-03	40.0	1.2E-04	0.038	49.0	7.9E-04
Hexane	110-54-3	5.6E-05	5.6E-05	3.3E-05	700	4.7E-08	1.2E-05	3,100	3.7E-09	1.5E-04	3,100	4.7E-08	1.2E-03	--	(5)
2-Butanone	78-93-3	1.6E-05	1.6E-05	9.4E-06	5,000	1.9E-09	3.3E-06	22,000	1.5E-10	4.2E-05	22,000	1.9E-09	3.4E-04	5,000	6.8E-08
Toluene	108-88-3	1.4E-04	1.4E-04	8.4E-05	5,000	1.7E-08	3.0E-05	22,000	1.3E-09	3.7E-04	22,000	1.7E-08	3.0E-03	7,500	4.1E-07
Xylenes (mixed isomers)	1330-20-7	5.8E-05	5.9E-05	3.4E-05	220	1.6E-07	1.2E-05	970	1.2E-08	1.5E-04	970	1.6E-07	1.2E-03	8,700	1.4E-07
o-Xylene	95-47-6	2.8E-05	2.8E-05	1.6E-05	220	7.4E-08	5.7E-06	970	5.9E-09	7.3E-05	970	7.5E-08	5.9E-04	8,700	6.8E-08
PAHs	401	8.1E-08	8.1E-08	4.7E-08	--	(5)	1.7E-08	--	(5)	2.1E-07	--	(5)	1.7E-06	--	(5)
Benzo[a]pyrene	50-32-8	9.7E-10	9.7E-10	5.7E-10	2.0E-03	2.8E-07	2.0E-10	8.8E-03	2.3E-08	2.5E-09	8.8E-03	2.9E-07	2.1E-08	2.0E-03	1.0E-05
Naphthalene	91-20-3	2.4E-07	2.4E-07	1.4E-07	3.70	3.8E-08	5.0E-08	16.0	3.1E-09	6.3E-07	16.0	4.0E-08	5.1E-06	200	2.6E-08

Table 6-10
Production Scenario 2—L3RA Results for Significant TEUs-Chronic and Acute Noncancer Assessments
Hollingsworth & Vose Fiber Company—Corvallis, OR

Toxic Air Contaminant	CAS	TAC Emission Rate (g/s)		Chronic Noncancer									Acute Noncancer		
		Annual ⁽¹⁾	Maximum Daily ⁽²⁾	Residential			Nonresidential Child			Nonresidential Worker			Calculated Conc. ^(a) (ug/m ³)	RBC ⁽³⁾ (ug/m ³)	Hazard Index ^(b)
				Calculated Conc. ^(a) (ug/m ³)	RBC ⁽³⁾ (ug/m ³)	Hazard Index ^(b)	Calculated Conc. ^(a) (ug/m ³)	RBC ⁽³⁾ (ug/m ³)	Hazard Index ^(b)	Calculated Conc. ^(a) (ug/m ³)	RBC ⁽³⁾ (ug/m ³)	Hazard Index ^(b)			
Exposure Location ⁽⁴⁾				1220			2			10103			10240		
Cumulative Facility-Wide Risk				0.2			<0.1			0.1			0.2		
CFU112															
Cumulative TEU Risk				--	--	6.7E-04	--	--	2.9E-05	--	--	4.6E-04	--	--	6.1E-03
Dispersion Factor (ug/m3/[g/s])				0.89			0.20			3.20			41.1		
Barium	7440-39-3	9.2E-07	9.2E-07	8.2E-07	--	(5)	1.9E-07	--	(5)	3.0E-06	--	(5)	3.8E-05	--	(5)
Cadmium	7440-43-9	9.6E-07	9.6E-07	8.5E-07	5.0E-03	1.7E-04	2.0E-07	0.037	5.3E-06	3.1E-06	0.037	8.3E-05	3.9E-05	0.030	1.3E-03
Chromium (total)	7440-47-3	8.9E-07	8.9E-07	7.9E-07	--	(5)	1.8E-07	--	(5)	2.9E-06	--	(5)	3.7E-05	--	(5)
Chromium VI	18540-29-9	8.9E-07	8.9E-07	7.9E-07	0.083	9.5E-06	1.8E-07	0.88	2.1E-07	2.9E-06	0.88	3.2E-06	3.7E-05	0.30	1.2E-04
Copper	7440-50-8	5.3E-06	5.3E-06	4.7E-06	--	(5)	1.1E-06	--	(5)	1.7E-05	--	(5)	2.2E-04	100	2.2E-06
Lead	7439-92-1	8.4E-06	8.4E-06	7.5E-06	0.15	5.0E-05	1.7E-06	0.66	2.6E-06	2.7E-05	0.66	4.1E-05	3.5E-04	0.15	2.3E-03
Manganese	7439-96-5	8.1E-07	8.1E-07	7.2E-07	0.090	8.0E-06	1.7E-07	0.40	4.1E-07	2.6E-06	0.40	6.5E-06	3.3E-05	0.30	1.1E-04
Mercury	7439-97-6	5.3E-08	5.3E-08	4.7E-08	0.077	6.1E-07	1.1E-08	0.63	1.7E-08	1.7E-07	0.63	2.7E-07	2.2E-06	0.60	3.6E-06
Molybdenum trioxide	1313-27-5	1.3E-06	1.3E-06	1.2E-06	--	(5)	2.7E-07	--	(5)	4.3E-06	--	(5)	5.5E-05	--	(5)
Nickel	7440-02-0	2.0E-06	2.0E-06	1.8E-06	0.014	1.3E-04	4.1E-07	0.062	6.7E-06	6.5E-06	0.062	1.0E-04	8.3E-05	0.20	4.2E-04
Phosphorus	504	2.4E-05	2.4E-05	2.1E-05	--	(5)	4.9E-06	--	(5)	7.7E-05	--	(5)	9.9E-04	--	(5)
Vanadium	7440-62-2	1.9E-06	1.9E-06	1.6E-06	0.10	1.6E-05	3.8E-07	0.44	8.6E-07	5.9E-06	0.44	1.3E-05	7.6E-05	0.80	9.5E-05
Zinc	7440-66-6	1.5E-05	1.5E-05	1.3E-05	--	(5)	3.1E-06	--	(5)	4.8E-05	--	(5)	6.2E-04	--	(5)
Ammonia	7664-41-7	2.6E-03	2.6E-03	2.3E-03	500	4.6E-06	5.3E-04	2,200	2.4E-07	8.3E-03	2,200	3.8E-06	0.11	1,200	8.8E-05
Fluorides	239	1.7E-04	1.7E-04	1.5E-04	2.30	6.6E-05	3.5E-05	20.0	1.8E-06	5.5E-04	20.0	2.8E-05	7.1E-03	240	3.0E-05
Hydrogen Fluoride	7664-39-3	2.0E-05	2.0E-05	1.8E-05	2.10	8.4E-06	4.1E-06	19.0	2.1E-07	6.4E-05	19.0	3.4E-06	8.2E-04	16.0	5.1E-05
Glasswool Fibers	352	5.0E-05	5.0E-05	4.4E-05	--	(5)	1.0E-05	--	(5)	1.6E-04	--	(5)	2.1E-03	--	(5)
Silica, Crystalline	7631-86-9	5.0E-05	5.0E-05	4.4E-05	3.00	1.5E-05	1.0E-05	13.0	7.8E-07	1.6E-04	13.0	1.2E-05	2.0E-03	--	(5)
Acetaldehyde	75-07-0	3.5E-06	3.5E-06	3.1E-06	140	2.2E-08	7.1E-07	620	1.1E-09	1.1E-05	620	1.8E-08	1.4E-04	470	3.0E-07
Acetone	67-64-1	3.5E-04	3.5E-04	3.1E-04	31,000	9.9E-09	7.1E-05	140,000	5.0E-10	1.1E-03	140,000	7.9E-09	0.014	62,000	2.3E-07
Acrolein	107-02-8	2.2E-06	2.2E-06	1.9E-06	0.35	5.5E-06	4.5E-07	1.50	3.0E-07	7.0E-06	1.50	4.6E-06	8.9E-05	6.90	1.3E-05
Benzene	71-43-2	3.1E-05	3.1E-05	2.7E-05	3.00	9.0E-06	6.3E-06	13.0	4.8E-07	9.8E-05	13.0	7.5E-06	1.3E-03	29.0	4.3E-05
Ethylbenzene	100-41-4	2.5E-05	2.5E-05	2.2E-05	260	8.4E-08	5.0E-06	1,100	4.6E-09	7.9E-05	1,100	7.2E-08	1.0E-03	22,000	4.6E-08
Formaldehyde	50-00-0	1.8E-03	1.8E-03	1.6E-03	9.00	1.8E-04	3.7E-04	40.0	9.3E-06	5.8E-03	40.0	1.4E-04	0.074	49.0	1.5E-03
Hexane	110-54-3	5.6E-05	5.6E-05	4.9E-05	700	7.0E-08	1.1E-05	3,100	3.7E-09	1.8E-04	3,100	5.7E-08	2.3E-03	--	(5)
2-Butanone	78-93-3	1.6E-05	1.6E-05	1.4E-05	5,000	2.8E-09	3.3E-06	22,000	1.5E-10	5.1E-05	22,000	2.3E-09	6.5E-04	5,000	1.3E-07
Toluene	108-88-3	1.4E-04	1.4E-04	1.3E-04	5,000	2.5E-08	2.9E-05	22,000	1.3E-09	4.6E-04	22,000	2.1E-08	5.9E-03	7,500	7.9E-07
Xylenes (mixed isomers)	1330-20-7	5.8E-05	5.9E-05	5.2E-05	220	2.4E-07	1.2E-05	970	1.2E-08	1.9E-04	970	1.9E-07	2.4E-03	8,700	2.8E-07
o-Xylene	95-47-6	2.8E-05	2.8E-05	2.5E-05	220	1.1E-07	5.7E-06	970	5.8E-09	8.9E-05	970	9.1E-08	1.1E-03	8,700	1.3E-07
PAHs	401	8.1E-08	8.1E-08	7.1E-08	--	(5)	1.7E-08	--	(5)	2.6E-07	--	(5)	3.3E-06	--	(5)
Benzo[a]pyrene	50-32-8	9.7E-10	9.7E-10	8.6E-10	2.0E-03	4.3E-07	2.0E-10	8.8E-03	2.3E-08	3.1E-09	8.8E-03	3.5E-07	4.0E-08	2.0E-03	2.0E-05
Naphthalene	91-20-3	2.4E-07	2.4E-07	2.1E-07	3.70	5.8E-08	5.0E-08	16.0	3.1E-09	7.7E-07	16.0	4.8E-08	9.9E-06	200	5.0E-08

Table 6-10
Production Scenario 2—L3RA Results for Significant TEUs-Chronic and Acute Noncancer Assessments
Hollingsworth & Vose Fiber Company—Corvallis, OR

Toxic Air Contaminant	CAS	TAC Emission Rate (g/s)		Chronic Noncancer									Acute Noncancer		
		Annual ⁽¹⁾	Maximum Daily ⁽²⁾	Residential			Nonresidential Child			Nonresidential Worker			Calculated Conc. ^(a) (ug/m ³)	RBC ⁽³⁾ (ug/m ³)	Hazard Index ^(b)
				Calculated Conc. ^(a) (ug/m ³)	RBC ⁽³⁾ (ug/m ³)	Hazard Index ^(b)	Calculated Conc. ^(a) (ug/m ³)	RBC ⁽³⁾ (ug/m ³)	Hazard Index ^(b)	Calculated Conc. ^(a) (ug/m ³)	RBC ⁽³⁾ (ug/m ³)	Hazard Index ^(b)			
Exposure Location ⁽⁴⁾				1220			2			10103			10240		
Cumulative Facility-Wide Risk				0.2			<0.1			0.1			0.2		
CFU116															
Cumulative TEU Risk				--	--	2.2E-04	--	--	6.1E-05	--	--	2.2E-04	--	--	2.1E-03
Dispersion Factor (ug/m3/[g/s])				0.29			0.43			1.53			14.3		
Barium	7440-39-3	9.2E-07	9.2E-07	2.7E-07	--	(5)	4.0E-07	--	(5)	1.4E-06	--	(5)	1.3E-05	--	(5)
Cadmium	7440-43-9	9.6E-07	9.6E-07	2.8E-07	5.0E-03	5.6E-05	4.1E-07	0.037	1.1E-05	1.5E-06	0.037	4.0E-05	1.4E-05	0.030	4.6E-04
Chromium (total)	7440-47-3	8.9E-07	8.9E-07	2.6E-07	--	(5)	3.8E-07	--	(5)	1.4E-06	--	(5)	1.3E-05	--	(5)
Chromium VI	18540-29-9	8.9E-07	8.9E-07	2.6E-07	0.083	3.1E-06	3.8E-07	0.88	4.3E-07	1.4E-06	0.88	1.5E-06	1.3E-05	0.30	4.2E-05
Copper	7440-50-8	5.3E-06	5.3E-06	1.5E-06	--	(5)	2.3E-06	--	(5)	8.1E-06	--	(5)	7.6E-05	100	7.6E-07
Lead	7439-92-1	8.4E-06	8.4E-06	2.5E-06	0.15	1.6E-05	3.6E-06	0.66	5.5E-06	1.3E-05	0.66	2.0E-05	1.2E-04	0.15	8.0E-04
Manganese	7439-96-5	8.1E-07	8.1E-07	2.4E-07	0.090	2.6E-06	3.5E-07	0.40	8.7E-07	1.2E-06	0.40	3.1E-06	1.2E-05	0.30	3.9E-05
Mercury	7439-97-6	5.3E-08	5.3E-08	1.5E-08	0.077	2.0E-07	2.3E-08	0.63	3.6E-08	8.1E-08	0.63	1.3E-07	7.6E-07	0.60	1.3E-06
Molybdenum trioxide	1313-27-5	1.3E-06	1.3E-06	3.9E-07	--	(5)	5.7E-07	--	(5)	2.0E-06	--	(5)	1.9E-05	--	(5)
Nickel	7440-02-0	2.0E-06	2.0E-06	5.9E-07	0.014	4.2E-05	8.7E-07	0.062	1.4E-05	3.1E-06	0.062	5.0E-05	2.9E-05	0.20	1.4E-04
Phosphorus	504	2.4E-05	2.4E-05	7.0E-06	--	(5)	1.0E-05	--	(5)	3.7E-05	--	(5)	3.4E-04	--	(5)
Vanadium	7440-62-2	1.9E-06	1.9E-06	5.4E-07	0.10	5.4E-06	8.0E-07	0.44	1.8E-06	2.8E-06	0.44	6.4E-06	2.6E-05	0.80	3.3E-05
Zinc	7440-66-6	1.5E-05	1.5E-05	4.4E-06	--	(5)	6.4E-06	--	(5)	2.3E-05	--	(5)	2.1E-04	--	(5)
Ammonia	7664-41-7	2.6E-03	2.6E-03	7.5E-04	500	1.5E-06	1.1E-03	2,200	5.0E-07	3.9E-03	2,200	1.8E-06	0.037	1,200	3.1E-05
Fluorides	239	1.7E-04	1.7E-04	5.0E-05	2.30	2.2E-05	7.4E-05	20.0	3.7E-06	2.6E-04	20.0	1.3E-05	2.5E-03	240	1.0E-05
Hydrogen Fluoride	7664-39-3	2.0E-05	2.0E-05	5.8E-06	2.10	2.8E-06	8.6E-06	19.0	4.5E-07	3.1E-05	19.0	1.6E-06	2.8E-04	16.0	1.8E-05
Glasswool Fibers	352	5.0E-05	5.0E-05	1.5E-05	--	(5)	2.2E-05	--	(5)	7.7E-05	--	(5)	7.2E-04	--	(5)
Silica, Crystalline	7631-86-9	5.0E-05	5.0E-05	1.4E-05	3.00	4.8E-06	2.1E-05	13.0	1.6E-06	7.6E-05	13.0	5.8E-06	7.1E-04	--	(5)
Acetaldehyde	75-07-0	3.5E-06	3.5E-06	1.0E-06	140	7.2E-09	1.5E-06	620	2.4E-09	5.3E-06	620	8.6E-09	4.9E-05	470	1.1E-07
Acetone	67-64-1	3.5E-04	3.5E-04	1.0E-04	31,000	3.2E-09	1.5E-04	140,000	1.1E-09	5.3E-04	140,000	3.8E-09	4.9E-03	62,000	7.9E-08
Acrolein	107-02-8	2.2E-06	2.2E-06	6.3E-07	0.35	1.8E-06	9.4E-07	1.50	6.2E-07	3.3E-06	1.50	2.2E-06	3.1E-05	6.90	4.5E-06
Benzene	71-43-2	3.1E-05	3.1E-05	8.9E-06	3.00	3.0E-06	1.3E-05	13.0	1.0E-06	4.7E-05	13.0	3.6E-06	4.4E-04	29.0	1.5E-05
Ethylbenzene	100-41-4	2.5E-05	2.5E-05	7.2E-06	260	2.8E-08	1.1E-05	1,100	9.6E-09	3.8E-05	1,100	3.4E-08	3.5E-04	22,000	1.6E-08
Formaldehyde	50-00-0	1.8E-03	1.8E-03	5.3E-04	9.00	5.9E-05	7.8E-04	40.0	1.9E-05	2.8E-03	40.0	6.9E-05	0.026	49.0	5.3E-04
Hexane	110-54-3	5.6E-05	5.6E-05	1.6E-05	700	2.3E-08	2.4E-05	3,100	7.7E-09	8.5E-05	3,100	2.7E-08	7.9E-04	--	(5)
2-Butanone	78-93-3	1.6E-05	1.6E-05	4.6E-06	5,000	9.3E-10	6.8E-06	22,000	3.1E-10	2.4E-05	22,000	1.1E-09	2.3E-04	5,000	4.5E-08
Toluene	108-88-3	1.4E-04	1.4E-04	4.2E-05	5,000	8.3E-09	6.1E-05	22,000	2.8E-09	2.2E-04	22,000	9.9E-09	2.0E-03	7,500	2.7E-07
Xylenes (mixed isomers)	1330-20-7	5.8E-05	5.9E-05	1.7E-05	220	7.7E-08	2.5E-05	970	2.6E-08	8.9E-05	970	9.2E-08	8.3E-04	8,700	9.6E-08
o-Xylene	95-47-6	2.8E-05	2.8E-05	8.1E-06	220	3.7E-08	1.2E-05	970	1.2E-08	4.2E-05	970	4.4E-08	4.0E-04	8,700	4.5E-08
PAHs	401	8.1E-08	8.1E-08	2.4E-08	--	(5)	3.5E-08	--	(5)	1.2E-07	--	(5)	1.1E-06	--	(5)
Benzo[a]pyrene	50-32-8	9.7E-10	9.7E-10	2.8E-10	2.0E-03	1.4E-07	4.2E-10	8.8E-03	4.7E-08	1.5E-09	8.8E-03	1.7E-07	1.4E-08	2.0E-03	6.9E-06
Naphthalene	91-20-3	2.4E-07	2.4E-07	7.1E-08	3.70	1.9E-08	1.0E-07	16.0	6.5E-09	3.7E-07	16.0	2.3E-08	3.4E-06	200	1.7E-08

Table 6-10
Production Scenario 2—L3RA Results for Significant TEUs-Chronic and Acute Noncancer Assessments
Hollingsworth & Vose Fiber Company—Corvallis, OR

Toxic Air Contaminant	CAS	TAC Emission Rate (g/s)		Chronic Noncancer									Acute Noncancer		
		Annual ⁽¹⁾	Maximum Daily ⁽²⁾	Residential			Nonresidential Child			Nonresidential Worker			Calculated Conc. ^(a) (ug/m ³)	RBC ⁽³⁾ (ug/m ³)	Hazard Index ^(b)
				Calculated Conc. ^(a) (ug/m ³)	RBC ⁽³⁾ (ug/m ³)	Hazard Index ^(b)	Calculated Conc. ^(a) (ug/m ³)	RBC ⁽³⁾ (ug/m ³)	Hazard Index ^(b)	Calculated Conc. ^(a) (ug/m ³)	RBC ⁽³⁾ (ug/m ³)	Hazard Index ^(b)			
Exposure Location ⁽⁴⁾				1220			2			10103			10240		
Cumulative Facility-Wide Risk				0.2			<0.1			0.1			0.2		
CFU117															
Cumulative TEU Risk				--	--	2.3E-04	--	--	6.2E-05	--	--	2.2E-04	--	--	2.4E-03
Dispersion Factor (ug/m3/[g/s])				0.30			0.43			1.55			16.1		
Barium	7440-39-3	9.2E-07	9.2E-07	2.8E-07	--	(5)	4.0E-07	--	(5)	1.4E-06	--	(5)	1.5E-05	--	(5)
Cadmium	7440-43-9	9.6E-07	9.6E-07	2.9E-07	5.0E-03	5.8E-05	4.1E-07	0.037	1.1E-05	1.5E-06	0.037	4.0E-05	1.5E-05	0.030	5.1E-04
Chromium (total)	7440-47-3	8.9E-07	8.9E-07	2.7E-07	--	(5)	3.9E-07	--	(5)	1.4E-06	--	(5)	1.4E-05	--	(5)
Chromium VI	18540-29-9	8.9E-07	8.9E-07	2.7E-07	0.083	3.2E-06	3.9E-07	0.88	4.4E-07	1.4E-06	0.88	1.6E-06	1.4E-05	0.30	4.8E-05
Copper	7440-50-8	5.3E-06	5.3E-06	1.6E-06	--	(5)	2.3E-06	--	(5)	8.2E-06	--	(5)	8.5E-05	100	8.5E-07
Lead	7439-92-1	8.4E-06	8.4E-06	2.5E-06	0.15	1.7E-05	3.7E-06	0.66	5.5E-06	1.3E-05	0.66	2.0E-05	1.4E-04	0.15	9.1E-04
Manganese	7439-96-5	8.1E-07	8.1E-07	2.4E-07	0.090	2.7E-06	3.5E-07	0.40	8.8E-07	1.3E-06	0.40	3.1E-06	1.3E-05	0.30	4.3E-05
Mercury	7439-97-6	5.3E-08	5.3E-08	1.6E-08	0.077	2.1E-07	2.3E-08	0.63	3.7E-08	8.2E-08	0.63	1.3E-07	8.6E-07	0.60	1.4E-06
Molybdenum trioxide	1313-27-5	1.3E-06	1.3E-06	4.0E-07	--	(5)	5.8E-07	--	(5)	2.1E-06	--	(5)	2.1E-05	--	(5)
Nickel	7440-02-0	2.0E-06	2.0E-06	6.1E-07	0.014	4.4E-05	8.8E-07	0.062	1.4E-05	3.1E-06	0.062	5.1E-05	3.3E-05	0.20	1.6E-04
Phosphorus	504	2.4E-05	2.4E-05	7.2E-06	--	(5)	1.0E-05	--	(5)	3.7E-05	--	(5)	3.9E-04	--	(5)
Vanadium	7440-62-2	1.9E-06	1.9E-06	5.6E-07	0.10	5.6E-06	8.0E-07	0.44	1.8E-06	2.9E-06	0.44	6.5E-06	3.0E-05	0.80	3.7E-05
Zinc	7440-66-6	1.5E-05	1.5E-05	4.5E-06	--	(5)	6.5E-06	--	(5)	2.3E-05	--	(5)	2.4E-04	--	(5)
Ammonia	7664-41-7	2.6E-03	2.6E-03	7.8E-04	500	1.6E-06	1.1E-03	2,200	5.1E-07	4.0E-03	2,200	1.8E-06	0.041	1,200	3.5E-05
Fluorides	239	1.7E-04	1.7E-04	5.2E-05	2.30	2.3E-05	7.5E-05	20.0	3.7E-06	2.7E-04	20.0	1.3E-05	2.8E-03	240	1.2E-05
Hydrogen Fluoride	7664-39-3	2.0E-05	2.0E-05	6.0E-06	2.10	2.9E-06	8.6E-06	19.0	4.6E-07	3.1E-05	19.0	1.6E-06	3.2E-04	16.0	2.0E-05
Glasswool Fibers	352	5.0E-05	5.0E-05	1.5E-05	--	(5)	2.2E-05	--	(5)	7.8E-05	--	(5)	8.1E-04	--	(5)
Silica, Crystalline	7631-86-9	5.0E-05	5.0E-05	1.5E-05	3.00	5.0E-06	2.1E-05	13.0	1.7E-06	7.7E-05	13.0	5.9E-06	8.0E-04	--	(5)
Acetaldehyde	75-07-0	3.5E-06	3.5E-06	1.0E-06	140	7.5E-09	1.5E-06	620	2.4E-09	5.4E-06	620	8.7E-09	5.6E-05	470	1.2E-07
Acetone	67-64-1	3.5E-04	3.5E-04	1.0E-04	31,000	3.4E-09	1.5E-04	140,000	1.1E-09	5.4E-04	140,000	3.8E-09	5.6E-03	62,000	9.0E-08
Acrolein	107-02-8	2.2E-06	2.2E-06	6.6E-07	0.35	1.9E-06	9.4E-07	1.50	6.3E-07	3.4E-06	1.50	2.3E-06	3.5E-05	6.90	5.1E-06
Benzene	71-43-2	3.1E-05	3.1E-05	9.2E-06	3.00	3.1E-06	1.3E-05	13.0	1.0E-06	4.7E-05	13.0	3.7E-06	4.9E-04	29.0	1.7E-05
Ethylbenzene	100-41-4	2.5E-05	2.5E-05	7.4E-06	260	2.9E-08	1.1E-05	1,100	9.7E-09	3.8E-05	1,100	3.5E-08	4.0E-04	22,000	1.8E-08
Formaldehyde	50-00-0	1.8E-03	1.8E-03	5.5E-04	9.00	6.1E-05	7.8E-04	40.0	2.0E-05	2.8E-03	40.0	7.0E-05	0.029	49.0	5.9E-04
Hexane	110-54-3	5.6E-05	5.6E-05	1.7E-05	700	2.4E-08	2.4E-05	3,100	7.8E-09	8.6E-05	3,100	2.8E-08	9.0E-04	--	(5)
2-Butanone	78-93-3	1.6E-05	1.6E-05	4.8E-06	5,000	9.6E-10	6.9E-06	22,000	3.1E-10	2.5E-05	22,000	1.1E-09	2.6E-04	5,000	5.1E-08
Toluene	108-88-3	1.4E-04	1.4E-04	4.3E-05	5,000	8.6E-09	6.2E-05	22,000	2.8E-09	2.2E-04	22,000	1.0E-08	2.3E-03	7,500	3.1E-07
Xylenes (mixed isomers)	1330-20-7	5.8E-05	5.9E-05	1.8E-05	220	8.0E-08	2.5E-05	970	2.6E-08	9.1E-05	970	9.3E-08	9.4E-04	8,700	1.1E-07
o-Xylene	95-47-6	2.8E-05	2.8E-05	8.4E-06	220	3.8E-08	1.2E-05	970	1.2E-08	4.3E-05	970	4.4E-08	4.5E-04	8,700	5.1E-08
PAHs	401	8.1E-08	8.1E-08	2.4E-08	--	(5)	3.5E-08	--	(5)	1.3E-07	--	(5)	1.3E-06	--	(5)
Benzo[a]pyrene	50-32-8	9.7E-10	9.7E-10	2.9E-10	2.0E-03	1.5E-07	4.2E-10	8.8E-03	4.8E-08	1.5E-09	8.8E-03	1.7E-07	1.6E-08	2.0E-03	7.8E-06
Naphthalene	91-20-3	2.4E-07	2.4E-07	7.3E-08	3.70	2.0E-08	1.0E-07	16.0	6.6E-09	3.8E-07	16.0	2.3E-08	3.9E-06	200	1.9E-08

Table 6-10
Production Scenario 2—L3RA Results for Significant TEUs-Chronic and Acute Noncancer Assessments
Hollingsworth & Vose Fiber Company—Corvallis, OR

Toxic Air Contaminant	CAS	TAC Emission Rate (g/s)		Chronic Noncancer									Acute Noncancer		
		Annual ⁽¹⁾	Maximum Daily ⁽²⁾	Residential			Nonresidential Child			Nonresidential Worker			Calculated Conc. ^(a) (ug/m ³)	RBC ⁽³⁾ (ug/m ³)	Hazard Index ^(b)
				Calculated Conc. ^(a) (ug/m ³)	RBC ⁽³⁾ (ug/m ³)	Hazard Index ^(b)	Calculated Conc. ^(a) (ug/m ³)	RBC ⁽³⁾ (ug/m ³)	Hazard Index ^(b)	Calculated Conc. ^(a) (ug/m ³)	RBC ⁽³⁾ (ug/m ³)	Hazard Index ^(b)			
Exposure Location ⁽⁴⁾				1220			2			10103			10240		
Cumulative Facility-Wide Risk				0.2			<0.1			0.1			0.2		
CFU118															
Cumulative TEU Risk				--	--	2.1E-04	--	--	6.1E-05	--	--	2.2E-04	--	--	2.0E-03
Dispersion Factor (ug/m3/[g/s])				0.27			0.43			1.53			13.7		
Barium	7440-39-3	9.2E-07	9.2E-07	2.5E-07	--	(5)	3.9E-07	--	(5)	1.4E-06	--	(5)	1.3E-05	--	(5)
Cadmium	7440-43-9	9.6E-07	9.6E-07	2.6E-07	5.0E-03	5.3E-05	4.1E-07	0.037	1.1E-05	1.5E-06	0.037	4.0E-05	1.3E-05	0.030	4.4E-04
Chromium (total)	7440-47-3	8.9E-07	8.9E-07	2.4E-07	--	(5)	3.8E-07	--	(5)	1.4E-06	--	(5)	1.2E-05	--	(5)
Chromium VI	18540-29-9	8.9E-07	8.9E-07	2.4E-07	0.083	2.9E-06	3.8E-07	0.88	4.3E-07	1.4E-06	0.88	1.6E-06	1.2E-05	0.30	4.1E-05
Copper	7440-50-8	5.3E-06	5.3E-06	1.5E-06	--	(5)	2.3E-06	--	(5)	8.1E-06	--	(5)	7.3E-05	100	7.3E-07
Lead	7439-92-1	8.4E-06	8.4E-06	2.3E-06	0.15	1.5E-05	3.6E-06	0.66	5.4E-06	1.3E-05	0.66	2.0E-05	1.2E-04	0.15	7.7E-04
Manganese	7439-96-5	8.1E-07	8.1E-07	2.2E-07	0.090	2.5E-06	3.5E-07	0.40	8.6E-07	1.2E-06	0.40	3.1E-06	1.1E-05	0.30	3.7E-05
Mercury	7439-97-6	5.3E-08	5.3E-08	1.5E-08	0.077	1.9E-07	2.3E-08	0.63	3.6E-08	8.2E-08	0.63	1.3E-07	7.3E-07	0.60	1.2E-06
Molybdenum trioxide	1313-27-5	1.3E-06	1.3E-06	3.7E-07	--	(5)	5.7E-07	--	(5)	2.0E-06	--	(5)	1.8E-05	--	(5)
Nickel	7440-02-0	2.0E-06	2.0E-06	5.6E-07	0.014	4.0E-05	8.6E-07	0.062	1.4E-05	3.1E-06	0.062	5.0E-05	2.8E-05	0.20	1.4E-04
Phosphorus	504	2.4E-05	2.4E-05	6.6E-06	--	(5)	1.0E-05	--	(5)	3.7E-05	--	(5)	3.3E-04	--	(5)
Vanadium	7440-62-2	1.9E-06	1.9E-06	5.1E-07	0.10	5.1E-06	7.9E-07	0.44	1.8E-06	2.8E-06	0.44	6.5E-06	2.5E-05	0.80	3.2E-05
Zinc	7440-66-6	1.5E-05	1.5E-05	4.1E-06	--	(5)	6.4E-06	--	(5)	2.3E-05	--	(5)	2.1E-04	--	(5)
Ammonia	7664-41-7	2.6E-03	2.6E-03	7.1E-04	500	1.4E-06	1.1E-03	2,200	5.0E-07	4.0E-03	2,200	1.8E-06	0.035	1,200	2.9E-05
Fluorides	239	1.7E-04	1.7E-04	4.7E-05	2.30	2.1E-05	7.3E-05	20.0	3.7E-06	2.6E-04	20.0	1.3E-05	2.4E-03	240	9.8E-06
Hydrogen Fluoride	7664-39-3	2.0E-05	2.0E-05	5.5E-06	2.10	2.6E-06	8.5E-06	19.0	4.5E-07	3.1E-05	19.0	1.6E-06	2.7E-04	16.0	1.7E-05
Glasswool Fibers	352	5.0E-05	5.0E-05	1.4E-05	--	(5)	2.1E-05	--	(5)	7.7E-05	--	(5)	6.9E-04	--	(5)
Silica, Crystalline	7631-86-9	5.0E-05	5.0E-05	1.4E-05	3.00	4.5E-06	2.1E-05	13.0	1.6E-06	7.6E-05	13.0	5.9E-06	6.8E-04	--	(5)
Acetaldehyde	75-07-0	3.5E-06	3.5E-06	9.5E-07	140	6.8E-09	1.5E-06	620	2.4E-09	5.3E-06	620	8.6E-09	4.7E-05	470	1.0E-07
Acetone	67-64-1	3.5E-04	3.5E-04	9.5E-05	31,000	3.1E-09	1.5E-04	140,000	1.1E-09	5.3E-04	140,000	3.8E-09	4.7E-03	62,000	7.6E-08
Acrolein	107-02-8	2.2E-06	2.2E-06	6.0E-07	0.35	1.7E-06	9.3E-07	1.50	6.2E-07	3.3E-06	1.50	2.2E-06	3.0E-05	6.90	4.3E-06
Benzene	71-43-2	3.1E-05	3.1E-05	8.4E-06	3.00	2.8E-06	1.3E-05	13.0	1.0E-06	4.7E-05	13.0	3.6E-06	4.2E-04	29.0	1.4E-05
Ethylbenzene	100-41-4	2.5E-05	2.5E-05	6.8E-06	260	2.6E-08	1.0E-05	1,100	9.5E-09	3.8E-05	1,100	3.4E-08	3.4E-04	22,000	1.5E-08
Formaldehyde	50-00-0	1.8E-03	1.8E-03	5.0E-04	9.00	5.5E-05	7.7E-04	40.0	1.9E-05	2.8E-03	40.0	6.9E-05	0.025	49.0	5.1E-04
Hexane	110-54-3	5.6E-05	5.6E-05	1.5E-05	700	2.2E-08	2.4E-05	3,100	7.7E-09	8.5E-05	3,100	2.8E-08	7.6E-04	--	(5)
2-Butanone	78-93-3	1.6E-05	1.6E-05	4.4E-06	5,000	8.7E-10	6.8E-06	22,000	3.1E-10	2.4E-05	22,000	1.1E-09	2.2E-04	5,000	4.4E-08
Toluene	108-88-3	1.4E-04	1.4E-04	3.9E-05	5,000	7.9E-09	6.1E-05	22,000	2.8E-09	2.2E-04	22,000	1.0E-08	2.0E-03	7,500	2.6E-07
Xylenes (mixed isomers)	1330-20-7	5.8E-05	5.9E-05	1.6E-05	220	7.3E-08	2.5E-05	970	2.6E-08	9.0E-05	970	9.2E-08	8.0E-04	8,700	9.2E-08
o-Xylene	95-47-6	2.8E-05	2.8E-05	7.6E-06	220	3.5E-08	1.2E-05	970	1.2E-08	4.3E-05	970	4.4E-08	3.8E-04	8,700	4.4E-08
PAHs	401	8.1E-08	8.1E-08	2.2E-08	--	(5)	3.4E-08	--	(5)	1.2E-07	--	(5)	1.1E-06	--	(5)
Benzo[a]pyrene	50-32-8	9.7E-10	9.7E-10	2.7E-10	2.0E-03	1.3E-07	4.1E-10	8.8E-03	4.7E-08	1.5E-09	8.8E-03	1.7E-07	1.3E-08	2.0E-03	6.6E-06
Naphthalene	91-20-3	2.4E-07	2.4E-07	6.6E-08	3.70	1.8E-08	1.0E-07	16.0	6.4E-09	3.7E-07	16.0	2.3E-08	3.3E-06	200	1.7E-08

Table 6-10
Production Scenario 2—L3RA Results for Significant TEUs-Chronic and Acute Noncancer Assessments
Hollingsworth & Vose Fiber Company—Corvallis, OR

Toxic Air Contaminant	CAS	TAC Emission Rate (g/s)		Chronic Noncancer									Acute Noncancer		
		Annual ⁽¹⁾	Maximum Daily ⁽²⁾	Residential			Nonresidential Child			Nonresidential Worker			Calculated Conc. ^(a) (ug/m ³)	RBC ⁽³⁾ (ug/m ³)	Hazard Index ^(b)
				Calculated Conc. ^(a) (ug/m ³)	RBC ⁽³⁾ (ug/m ³)	Hazard Index ^(b)	Calculated Conc. ^(a) (ug/m ³)	RBC ⁽³⁾ (ug/m ³)	Hazard Index ^(b)	Calculated Conc. ^(a) (ug/m ³)	RBC ⁽³⁾ (ug/m ³)	Hazard Index ^(b)			
Exposure Location ⁽⁴⁾				1220			2			10103			10240		
Cumulative Facility-Wide Risk				0.2			<0.1			0.1			0.2		
CFU114															
Cumulative TEU Risk				--	--	1.4E-04	--	--	7.2E-05	--	--	1.9E-04	--	--	1.6E-03
Dispersion Factor (ug/m3/[g/s])				0.15			0.38			0.99			12.7		
Antimony	7440-36-0	1.8E-06	1.8E-06	2.7E-07	0.30	9.0E-07	6.9E-07	1.30	5.3E-07	1.8E-06	1.30	1.4E-06	2.3E-05	1.00	2.3E-05
Barium	7440-39-3	1.2E-06	1.2E-06	1.8E-07	--	(5)	4.6E-07	--	(5)	1.2E-06	--	(5)	1.6E-05	--	(5)
Cadmium	7440-43-9	3.4E-07	3.4E-07	5.0E-08	5.0E-03	9.9E-06	1.3E-07	0.037	3.5E-06	3.3E-07	0.037	9.0E-06	4.3E-06	0.030	1.4E-04
Chromium (total)	7440-47-3	3.9E-07	3.9E-07	5.8E-08	--	(5)	1.5E-07	--	(5)	3.9E-07	--	(5)	5.0E-06	--	(5)
Chromium VI	18540-29-9	3.9E-07	3.9E-07	5.8E-08	0.083	7.0E-07	1.5E-07	0.88	1.7E-07	3.9E-07	0.88	4.4E-07	5.0E-06	0.30	1.7E-05
Copper	7440-50-8	5.6E-06	5.6E-06	8.2E-07	--	(5)	2.1E-06	--	(5)	5.5E-06	--	(5)	7.2E-05	100	7.2E-07
Manganese	7439-96-5	1.3E-06	1.3E-06	1.9E-07	0.090	2.1E-06	4.8E-07	0.40	1.2E-06	1.3E-06	0.40	3.2E-06	1.6E-05	0.30	5.4E-05
Mercury	7439-97-6	6.4E-08	6.4E-08	9.4E-09	0.077	1.2E-07	2.4E-08	0.63	3.8E-08	6.3E-08	0.63	1.0E-07	8.2E-07	0.60	1.4E-06
Molybdenum trioxide	1313-27-5	1.7E-06	1.7E-06	2.4E-07	--	(5)	6.3E-07	--	(5)	1.6E-06	--	(5)	2.1E-05	--	(5)
Nickel	7440-02-0	2.1E-06	2.1E-06	3.1E-07	0.014	2.2E-05	8.0E-07	0.062	1.3E-05	2.1E-06	0.062	3.4E-05	2.7E-05	0.20	1.4E-04
Phosphorus	504	1.0E-05	1.0E-05	1.5E-06	--	(5)	4.0E-06	--	(5)	1.0E-05	--	(5)	1.3E-04	--	(5)
Vanadium	7440-62-2	2.3E-06	2.3E-06	3.4E-07	0.10	3.4E-06	8.8E-07	0.44	2.0E-06	2.3E-06	0.44	5.2E-06	3.0E-05	0.80	3.7E-05
Zinc	7440-66-6	3.4E-05	3.4E-05	5.0E-06	--	(5)	1.3E-05	--	(5)	3.3E-05	--	(5)	4.3E-04	--	(5)
Ammonia	7664-41-7	3.2E-03	3.2E-03	4.7E-04	500	9.5E-07	1.2E-03	2,200	5.5E-07	3.2E-03	2,200	1.4E-06	0.041	1,200	3.4E-05
Fluorides	239	2.0E-05	2.0E-05	3.0E-06	2.30	1.3E-06	7.7E-06	20.0	3.9E-07	2.0E-05	20.0	1.0E-06	2.6E-04	240	1.1E-06
Hydrogen Fluoride	7664-39-3	2.7E-04	2.7E-04	4.0E-05	2.10	1.9E-05	1.0E-04	19.0	5.4E-06	2.7E-04	19.0	1.4E-05	3.5E-03	16.0	2.2E-04
Glasswool Fibers	352	5.9E-05	5.9E-05	8.6E-06	--	(5)	2.2E-05	--	(5)	5.8E-05	--	(5)	7.5E-04	--	(5)
Silica, Crystalline	7631-86-9	5.8E-05	5.8E-05	8.6E-06	3.00	2.9E-06	2.2E-05	13.0	1.7E-06	5.8E-05	13.0	4.4E-06	7.4E-04	--	(5)
Acetaldehyde	75-07-0	4.3E-06	4.3E-06	6.4E-07	140	4.5E-09	1.6E-06	620	2.6E-09	4.3E-06	620	6.9E-09	5.5E-05	470	1.2E-07
Acetone	67-64-1	2.4E-03	2.4E-03	3.6E-04	31,000	1.2E-08	9.2E-04	140,000	6.6E-09	2.4E-03	140,000	1.7E-08	0.031	62,000	5.0E-07
Acrolein	107-02-8	2.7E-06	2.7E-06	4.0E-07	0.35	1.1E-06	1.0E-06	1.50	6.9E-07	2.7E-06	1.50	1.8E-06	3.5E-05	6.90	5.0E-06
Benzene	71-43-2	6.1E-04	6.1E-04	9.0E-05	3.00	3.0E-05	2.3E-04	13.0	1.8E-05	6.0E-04	13.0	4.6E-05	7.8E-03	29.0	2.7E-04
Cyclohexane	110-82-7	3.8E-05	3.8E-05	5.5E-06	6,000	9.2E-10	1.4E-05	26,000	5.5E-10	3.7E-05	26,000	1.4E-09	4.8E-04	--	(5)
Ethylbenzene	100-41-4	3.2E-05	3.2E-05	4.7E-06	260	1.8E-08	1.2E-05	1,100	1.1E-08	3.2E-05	1,100	2.9E-08	4.1E-04	22,000	1.9E-08
Chloroethane	75-00-3	1.7E-05	1.7E-05	2.5E-06	30,000	8.4E-11	6.5E-06	130,000	5.0E-11	1.7E-05	130,000	1.3E-10	2.2E-04	40,000	5.5E-09
Formaldehyde	50-00-0	2.6E-03	2.6E-03	3.9E-04	9.00	4.3E-05	9.9E-04	40.0	2.5E-05	2.6E-03	40.0	6.5E-05	0.034	49.0	6.9E-04
Hexane	110-54-3	3.5E-03	3.5E-03	5.2E-04	700	7.4E-07	1.3E-03	3,100	4.3E-07	3.5E-03	3,100	1.1E-06	0.045	--	(5)
Chloromethane	74-87-3	2.3E-04	2.3E-04	3.4E-05	90.0	3.8E-07	8.7E-05	400	2.2E-07	2.3E-04	400	5.7E-07	2.9E-03	1,000	2.9E-06
2-Butanone	78-93-3	7.8E-05	7.8E-05	1.1E-05	5,000	2.3E-09	2.9E-05	22,000	1.3E-09	7.7E-05	22,000	3.5E-09	9.9E-04	5,000	2.0E-07
Methyl isobutyl ketone	108-10-1	2.8E-05	2.8E-05	4.1E-06	3,000	1.4E-09	1.1E-05	13,000	8.2E-10	2.8E-05	13,000	2.1E-09	3.6E-04	--	(5)
Toluene	108-88-3	6.2E-04	6.2E-04	9.1E-05	5,000	1.8E-08	2.3E-04	22,000	1.1E-08	6.1E-04	22,000	2.8E-08	7.9E-03	7,500	1.1E-06
Xylenes (mixed isomers)	1330-20-7	6.6E-05	6.6E-05	9.7E-06	220	4.4E-08	2.5E-05	970	2.6E-08	6.5E-05	970	6.7E-08	8.5E-04	8,700	9.7E-08
PAHs	401	1.0E-07	1.0E-07	1.5E-08	--	(5)	3.8E-08	--	(5)	9.9E-08	--	(5)	1.3E-06	--	(5)
Benzo[a]pyrene	50-32-8	1.2E-09	1.2E-09	1.8E-10	2.0E-03	8.9E-08	4.6E-10	8.8E-03	5.2E-08	1.2E-09	8.8E-03	1.4E-07	1.5E-08	2.0E-03	7.7E-06
Naphthalene	91-20-3	3.0E-07	3.0E-07	4.4E-08	3.70	1.2E-08	1.1E-07	16.0	7.1E-09	3.0E-07	16.0	1.9E-08	3.9E-06	200	1.9E-08

Table 6-10
Production Scenario 2—L3RA Results for Significant TEUs-Chronic and Acute Noncancer Assessments
Hollingsworth & Vose Fiber Company—Corvallis, OR

Toxic Air Contaminant	CAS	TAC Emission Rate (g/s)		Chronic Noncancer									Acute Noncancer		
		Annual ⁽¹⁾	Maximum Daily ⁽²⁾	Residential			Nonresidential Child			Nonresidential Worker			Calculated Conc. ^(a) (ug/m ³)	RBC ⁽³⁾ (ug/m ³)	Hazard Index ^(b)
				Calculated Conc. ^(a) (ug/m ³)	RBC ⁽³⁾ (ug/m ³)	Hazard Index ^(b)	Calculated Conc. ^(a) (ug/m ³)	RBC ⁽³⁾ (ug/m ³)	Hazard Index ^(b)	Calculated Conc. ^(a) (ug/m ³)	RBC ⁽³⁾ (ug/m ³)	Hazard Index ^(b)			
Exposure Location ⁽⁴⁾				1220			2			10103			10240		
Cumulative Facility-Wide Risk				0.2			<0.1			0.1			0.2		
CFU115															
Cumulative TEU Risk				--	--	1.1E-04	--	--	7.2E-05	--	--	1.2E-04	--	--	9.9E-04
Dispersion Factor (ug/m3/[g/s])				0.12			0.37			0.63			7.66		
Antimony	7440-36-0	1.8E-06	1.8E-06	2.2E-07	0.30	7.4E-07	6.8E-07	1.30	5.3E-07	1.2E-06	1.30	8.9E-07	1.4E-05	1.00	1.4E-05
Barium	7440-39-3	1.2E-06	1.2E-06	1.5E-07	--	(5)	4.6E-07	--	(5)	7.7E-07	--	(5)	9.4E-06	--	(5)
Cadmium	7440-43-9	3.4E-07	3.4E-07	4.1E-08	5.0E-03	8.2E-06	1.3E-07	0.037	3.4E-06	2.1E-07	0.037	5.8E-06	2.6E-06	0.030	8.7E-05
Chromium (total)	7440-47-3	3.9E-07	3.9E-07	4.7E-08	--	(5)	1.5E-07	--	(5)	2.5E-07	--	(5)	3.0E-06	--	(5)
Chromium VI	18540-29-9	3.9E-07	3.9E-07	4.7E-08	0.083	5.7E-07	1.5E-07	0.88	1.7E-07	2.5E-07	0.88	2.8E-07	3.0E-06	0.30	1.0E-05
Copper	7440-50-8	5.6E-06	5.6E-06	6.8E-07	--	(5)	2.1E-06	--	(5)	3.5E-06	--	(5)	4.3E-05	100	4.3E-07
Manganese	7439-96-5	1.3E-06	1.3E-06	1.5E-07	0.090	1.7E-06	4.8E-07	0.40	1.2E-06	8.1E-07	0.40	2.0E-06	9.8E-06	0.30	3.3E-05
Mercury	7439-97-6	6.4E-08	6.4E-08	7.7E-09	0.077	1.0E-07	2.4E-08	0.63	3.8E-08	4.0E-08	0.63	6.4E-08	4.9E-07	0.60	8.2E-07
Molybdenum trioxide	1313-27-5	1.7E-06	1.7E-06	2.0E-07	--	(5)	6.2E-07	--	(5)	1.0E-06	--	(5)	1.3E-05	--	(5)
Nickel	7440-02-0	2.1E-06	2.1E-06	2.6E-07	0.014	1.8E-05	7.9E-07	0.062	1.3E-05	1.3E-06	0.062	2.2E-05	1.6E-05	0.20	8.1E-05
Phosphorus	504	1.0E-05	1.0E-05	1.3E-06	--	(5)	3.9E-06	--	(5)	6.6E-06	--	(5)	8.0E-05	--	(5)
Vanadium	7440-62-2	2.3E-06	2.3E-06	2.8E-07	0.10	2.8E-06	8.6E-07	0.44	2.0E-06	1.5E-06	0.44	3.3E-06	1.8E-05	0.80	2.2E-05
Zinc	7440-66-6	3.4E-05	3.4E-05	4.1E-06	--	(5)	1.3E-05	--	(5)	2.1E-05	--	(5)	2.6E-04	--	(5)
Ammonia	7664-41-7	3.2E-03	3.2E-03	3.9E-04	500	7.8E-07	1.2E-03	2,200	5.5E-07	2.0E-03	2,200	9.2E-07	0.025	1,200	2.1E-05
Fluorides	239	2.0E-05	2.0E-05	2.5E-06	2.30	1.1E-06	7.6E-06	20.0	3.8E-07	1.3E-05	20.0	6.4E-07	1.6E-04	240	6.5E-07
Hydrogen Fluoride	7664-39-3	2.7E-04	2.7E-04	3.3E-05	2.10	1.6E-05	1.0E-04	19.0	5.4E-06	1.7E-04	19.0	9.1E-06	2.1E-03	16.0	1.3E-04
Glasswool Fibers	352	5.9E-05	5.9E-05	7.1E-06	--	(5)	2.2E-05	--	(5)	3.7E-05	--	(5)	4.5E-04	--	(5)
Silica, Crystalline	7631-86-9	5.8E-05	5.8E-05	7.0E-06	3.00	2.3E-06	2.2E-05	13.0	1.7E-06	3.7E-05	13.0	2.8E-06	4.5E-04	--	(5)
Acetaldehyde	75-07-0	4.3E-06	4.3E-06	5.2E-07	140	3.7E-09	1.6E-06	620	2.6E-09	2.7E-06	620	4.4E-09	3.3E-05	470	7.1E-08
Acetone	67-64-1	2.4E-03	2.4E-03	2.9E-04	31,000	9.5E-09	9.1E-04	140,000	6.5E-09	1.5E-03	140,000	1.1E-08	0.019	62,000	3.0E-07
Acrolein	107-02-8	2.7E-06	2.7E-06	3.3E-07	0.35	9.4E-07	1.0E-06	1.50	6.8E-07	1.7E-06	1.50	1.1E-06	2.1E-05	6.90	3.0E-06
Benzene	71-43-2	6.1E-04	6.1E-04	7.4E-05	3.00	2.5E-05	2.3E-04	13.0	1.8E-05	3.9E-04	13.0	3.0E-05	4.7E-03	29.0	1.6E-04
Cyclohexane	110-82-7	3.8E-05	3.8E-05	4.5E-06	6,000	7.6E-10	1.4E-05	26,000	5.4E-10	2.4E-05	26,000	9.1E-10	2.9E-04	--	(5)
Ethylbenzene	100-41-4	3.2E-05	3.2E-05	3.9E-06	260	1.5E-08	1.2E-05	1,100	1.1E-08	2.0E-05	1,100	1.8E-08	2.5E-04	22,000	1.1E-08
Chloroethane	75-00-3	1.7E-05	1.7E-05	2.1E-06	30,000	6.9E-11	6.4E-06	130,000	5.0E-11	1.1E-05	130,000	8.4E-11	1.3E-04	40,000	3.3E-09
Formaldehyde	50-00-0	2.6E-03	2.6E-03	3.2E-04	9.00	3.5E-05	9.8E-04	40.0	2.5E-05	1.7E-03	40.0	4.1E-05	0.020	49.0	4.1E-04
Hexane	110-54-3	3.5E-03	3.5E-03	4.3E-04	700	6.1E-07	1.3E-03	3,100	4.3E-07	2.2E-03	3,100	7.2E-07	0.027	--	(5)
Chloromethane	74-87-3	2.3E-04	2.3E-04	2.8E-05	90.0	3.1E-07	8.6E-05	400	2.2E-07	1.5E-04	400	3.6E-07	1.8E-03	1,000	1.8E-06
2-Butanone	78-93-3	7.8E-05	7.8E-05	9.4E-06	5,000	1.9E-09	2.9E-05	22,000	1.3E-09	4.9E-05	22,000	2.2E-09	6.0E-04	5,000	1.2E-07
Methyl isobutyl ketone	108-10-1	2.8E-05	2.8E-05	3.4E-06	3,000	1.1E-09	1.1E-05	13,000	8.1E-10	1.8E-05	13,000	1.4E-09	2.2E-04	--	(5)
Toluene	108-88-3	6.2E-04	6.2E-04	7.4E-05	5,000	1.5E-08	2.3E-04	22,000	1.0E-08	3.9E-04	22,000	1.8E-08	4.7E-03	7,500	6.3E-07
Xylenes (mixed isomers)	1330-20-7	6.6E-05	6.6E-05	8.0E-06	220	3.6E-08	2.5E-05	970	2.5E-08	4.2E-05	970	4.3E-08	5.1E-04	8,700	5.8E-08
PAHs	401	1.0E-07	1.0E-07	1.2E-08	--	(5)	3.8E-08	--	(5)	6.3E-08	--	(5)	7.7E-07	--	(5)
Benzo[a]pyrene	50-32-8	1.2E-09	1.2E-09	1.5E-10	2.0E-03	7.3E-08	4.5E-10	8.8E-03	5.1E-08	7.6E-10	8.8E-03	8.7E-08	9.3E-09	2.0E-03	4.6E-06
Naphthalene	91-20-3	3.0E-07	3.0E-07	3.6E-08	3.70	9.9E-09	1.1E-07	16.0	7.0E-09	1.9E-07	16.0	1.2E-08	2.3E-06	200	1.2E-08

Table 6-10
Production Scenario 2—L3RA Results for Significant TEUs-Chronic and Acute Noncancer Assessments
Hollingsworth & Vose Fiber Company—Corvallis, OR

Toxic Air Contaminant	CAS	TAC Emission Rate (g/s)		Chronic Noncancer									Acute Noncancer		
		Annual ⁽¹⁾	Maximum Daily ⁽²⁾	Residential			Nonresidential Child			Nonresidential Worker			Calculated Conc. ^(a) (ug/m ³)	RBC ⁽³⁾ (ug/m ³)	Hazard Index ^(b)
				Calculated Conc. ^(a) (ug/m ³)	RBC ⁽³⁾ (ug/m ³)	Hazard Index ^(b)	Calculated Conc. ^(a) (ug/m ³)	RBC ⁽³⁾ (ug/m ³)	Hazard Index ^(b)	Calculated Conc. ^(a) (ug/m ³)	RBC ⁽³⁾ (ug/m ³)	Hazard Index ^(b)			
Exposure Location ⁽⁴⁾				1220			2			10103			10240		
Cumulative Facility-Wide Risk				0.2			<0.1			0.1			0.2		
CFU113															
Cumulative TEU Risk				--	--	6.8E-03	--	--	1.4E-04	--	--	4.2E-03	--	--	1.0E-02
Dispersion Factor (µg/m³/[g/s])				3.05			0.45			12.9			29.5		
Antimony	7440-36-0	1.2E-06	1.2E-06	3.7E-06	0.30	1.2E-05	5.4E-07	1.30	4.2E-07	1.6E-05	1.30	1.2E-05	3.6E-05	1.00	3.6E-05
Barium	7440-39-3	8.4E-07	8.4E-07	2.6E-06	--	(5)	3.8E-07	--	(5)	1.1E-05	--	(5)	2.5E-05	--	(5)
Cadmium	7440-43-9	1.0E-06	1.0E-06	3.1E-06	5.0E-03	6.1E-04	4.5E-07	0.037	1.2E-05	1.3E-05	0.037	3.5E-04	3.0E-05	0.030	9.9E-04
Chromium (total)	7440-47-3	4.3E-07	4.3E-07	1.3E-06	--	(5)	1.9E-07	--	(5)	5.6E-06	--	(5)	1.3E-05	--	(5)
Chromium VI	18540-29-9	4.3E-07	4.3E-07	1.3E-06	0.083	1.6E-05	1.9E-07	0.88	2.2E-07	5.6E-06	0.88	6.3E-06	1.3E-05	0.30	4.3E-05
Cobalt	7440-48-4	1.8E-07	1.8E-07	5.5E-07	0.10	5.5E-06	8.1E-08	0.44	1.8E-07	2.4E-06	0.44	5.3E-06	5.4E-06	--	(5)
Copper	7440-50-8	6.6E-06	6.6E-06	2.0E-05	--	(5)	2.9E-06	--	(5)	8.5E-05	--	(5)	1.9E-04	100	1.9E-06
Lead	7439-92-1	9.0E-06	9.0E-06	2.7E-05	0.15	1.8E-04	4.0E-06	0.66	6.1E-06	1.2E-04	0.66	1.8E-04	2.7E-04	0.15	1.8E-03
Manganese	7439-96-5	2.4E-07	2.4E-07	7.3E-07	0.090	8.1E-06	1.1E-07	0.40	2.7E-07	3.1E-06	0.40	7.7E-06	7.1E-06	0.30	2.4E-05
Mercury	7439-97-6	1.2E-04	1.2E-04	3.7E-04	0.077	4.8E-03	5.5E-05	0.63	8.7E-05	1.6E-03	0.63	2.5E-03	3.6E-03	0.60	6.0E-03
Phosphorus	504	2.6E-05	2.6E-05	8.0E-05	--	(5)	1.2E-05	--	(5)	3.4E-04	--	(5)	7.7E-04	--	(5)
Zinc	7440-66-6	1.4E-05	1.4E-05	4.2E-05	--	(5)	6.2E-06	--	(5)	1.8E-04	--	(5)	4.1E-04	--	(5)
Carbon disulfide	75-15-0	1.3E-05	1.3E-05	4.0E-05	800	5.0E-08	5.8E-06	3,500	1.7E-09	1.7E-04	3,500	4.8E-08	3.8E-04	6,200	6.2E-08
Fluorides	239	4.7E-05	4.7E-05	1.4E-04	2.30	6.2E-05	2.1E-05	20.0	1.0E-06	6.1E-04	20.0	3.0E-05	1.4E-03	240	5.8E-06
Hydrogen Fluoride	7664-39-3	6.8E-06	6.8E-06	2.1E-05	2.10	9.9E-06	3.1E-06	19.0	1.6E-07	8.8E-05	19.0	4.7E-06	2.0E-04	16.0	1.3E-05
Silica, Crystalline	7631-86-9	1.2E-05	1.2E-05	3.6E-05	3.00	1.2E-05	5.3E-06	13.0	4.1E-07	1.5E-04	13.0	1.2E-05	3.5E-04	--	(5)
Acetone	67-64-1	1.9E-03	1.9E-03	5.7E-03	31,000	1.8E-07	8.3E-04	140,000	6.0E-09	0.024	140,000	1.7E-07	0.055	62,000	8.9E-07
Benzene	71-43-2	4.5E-04	4.5E-04	1.4E-03	3.00	4.5E-04	2.0E-04	13.0	1.5E-05	5.8E-03	13.0	4.4E-04	0.013	29.0	4.5E-04
1,3-Butadiene	106-99-0	2.0E-04	2.0E-04	6.0E-04	2.00	3.0E-04	8.8E-05	8.80	1.0E-05	2.5E-03	8.80	2.9E-04	5.8E-03	660	8.8E-06
Formaldehyde	50-00-0	9.9E-04	9.9E-04	3.0E-03	9.00	3.3E-04	4.4E-04	40.0	1.1E-05	0.013	40.0	3.2E-04	0.029	49.0	5.9E-04
Hexane	110-54-3	2.7E-04	2.7E-04	8.2E-04	700	1.2E-06	1.2E-04	3,100	3.9E-08	3.5E-03	3,100	1.1E-06	7.9E-03	--	(5)
2-Butanone	78-93-3	2.5E-05	2.5E-05	7.5E-05	5,000	1.5E-08	1.1E-05	22,000	5.0E-10	3.2E-04	22,000	1.4E-08	7.3E-04	5,000	1.5E-07
Toluene	108-88-3	1.1E-04	1.1E-04	3.4E-04	5,000	6.8E-08	5.0E-05	22,000	2.3E-09	1.4E-03	22,000	6.6E-08	3.3E-03	7,500	4.4E-07
SSF01															
Cumulative TEU Risk				--	--	3.9E-05	--	--	8.1E-07	--	--	1.0E-05	--	--	1.9E-04
Dispersion Factor (µg/m³/[g/s])				165			15.3			190			6,045		
Barium	7440-39-3	1.4E-09	3.0E-09	2.3E-07	--	(5)	2.1E-08	--	(5)	2.7E-07	--	(5)	1.8E-05	--	(5)
Chromium (total)	7440-47-3	4.9E-10	1.1E-09	8.1E-08	--	(5)	7.4E-09	--	(5)	9.3E-08	--	(5)	6.4E-06	--	(5)
Chromium VI	18540-29-9	4.9E-10	1.1E-09	8.1E-08	0.083	9.7E-07	7.4E-09	0.88	8.5E-09	9.3E-08	0.88	1.1E-07	6.4E-06	0.30	2.1E-05
Copper	7440-50-8	1.2E-08	2.5E-08	1.9E-06	--	(5)	1.8E-07	--	(5)	2.2E-06	--	(5)	1.5E-04	100	1.5E-06
Manganese	7439-96-5	2.3E-09	5.0E-09	3.8E-07	0.090	4.3E-06	3.6E-08	0.40	8.9E-08	4.4E-07	0.40	1.1E-06	3.0E-05	0.30	1.0E-04
Mercury	7439-97-6	1.2E-10	2.6E-10	2.0E-08	0.077	2.6E-07	1.8E-09	0.63	2.9E-09	2.3E-08	0.63	3.7E-08	1.6E-06	0.60	2.6E-06
Nickel	7440-02-0	1.0E-09	2.2E-09	1.7E-07	0.014	1.2E-05	1.6E-08	0.062	2.6E-07	2.0E-07	0.062	3.2E-06	1.4E-05	0.20	6.8E-05
Phosphorus	504	1.9E-08	4.2E-08	3.2E-06	--	(5)	3.0E-07	--	(5)	3.7E-06	--	(5)	2.5E-04	--	(5)
Zinc	7440-66-6	2.9E-08	6.3E-08	4.8E-06	--	(5)	4.4E-07	--	(5)	5.5E-06	--	(5)	3.8E-04	--	(5)
Silica, Crystalline	7631-86-9	3.8E-07	8.3E-07	6.3E-05	3.00	2.1E-05	5.9E-06	13.0	4.5E-07	7.3E-05	13.0	5.6E-06	5.0E-03	--	(5)

Table 6-10
Production Scenario 2—L3RA Results for Significant TEUs-Chronic and Acute Noncancer Assessments
Hollingsworth & Vose Fiber Company—Corvallis, OR

Toxic Air Contaminant	CAS	TAC Emission Rate (g/s)		Chronic Noncancer									Acute Noncancer		
		Annual ⁽¹⁾	Maximum Daily ⁽²⁾	Residential			Nonresidential Child			Nonresidential Worker			Calculated Conc. ^(a) (ug/m ³)	RBC ⁽³⁾ (ug/m ³)	Hazard Index ^(b)
				Calculated Conc. ^(a) (ug/m ³)	RBC ⁽³⁾ (ug/m ³)	Hazard Index ^(b)	Calculated Conc. ^(a) (ug/m ³)	RBC ⁽³⁾ (ug/m ³)	Hazard Index ^(b)	Calculated Conc. ^(a) (ug/m ³)	RBC ⁽³⁾ (ug/m ³)	Hazard Index ^(b)			
Exposure Location ⁽⁴⁾				1220			2			10103			10240		
Cumulative Facility-Wide Risk				0.2			<0.1			0.1			0.2		
SSF02															
Cumulative TEU Risk				--	--	3.8E-05	--	--	8.1E-07	--	--	9.7E-06	--	--	2.2E-04
Dispersion Factor (ug/m3/[g/s])				161			15.3			183			6,690		
Barium	7440-39-3	1.4E-09	3.0E-09	2.2E-07	--	(5)	2.1E-08	--	(5)	2.6E-07	--	(5)	2.0E-05	--	(5)
Chromium (total)	7440-47-3	4.9E-10	1.1E-09	7.8E-08	--	(5)	7.5E-09	--	(5)	8.9E-08	--	(5)	7.1E-06	--	(5)
Chromium VI	18540-29-9	4.9E-10	1.1E-09	7.8E-08	0.083	9.4E-07	7.5E-09	0.88	8.5E-09	8.9E-08	0.88	1.0E-07	7.1E-06	0.30	2.4E-05
Copper	7440-50-8	1.2E-08	2.5E-08	1.9E-06	--	(5)	1.8E-07	--	(5)	2.2E-06	--	(5)	1.7E-04	100	1.7E-06
Manganese	7439-96-5	2.3E-09	5.0E-09	3.7E-07	0.090	4.2E-06	3.6E-08	0.40	8.9E-08	4.3E-07	0.40	1.1E-06	3.4E-05	0.30	1.1E-04
Mercury	7439-97-6	1.2E-10	2.6E-10	1.9E-08	0.077	2.5E-07	1.9E-09	0.63	3.0E-09	2.2E-08	0.63	3.5E-08	1.8E-06	0.60	2.9E-06
Nickel	7440-02-0	1.0E-09	2.2E-09	1.7E-07	0.014	1.2E-05	1.6E-08	0.062	2.6E-07	1.9E-07	0.062	3.1E-06	1.5E-05	0.20	7.5E-05
Phosphorus	504	1.9E-08	4.2E-08	3.1E-06	--	(5)	3.0E-07	--	(5)	3.6E-06	--	(5)	2.8E-04	--	(5)
Zinc	7440-66-6	2.9E-08	6.3E-08	4.6E-06	--	(5)	4.4E-07	--	(5)	5.3E-06	--	(5)	4.2E-04	--	(5)
Silica, Crystalline	7631-86-9	3.8E-07	8.3E-07	6.2E-05	3.00	2.1E-05	5.9E-06	13.0	4.5E-07	7.0E-05	13.0	5.4E-06	5.5E-03	--	(5)
SSF05															
Cumulative TEU Risk				--	--	6.5E-05	--	--	7.9E-07	--	--	9.2E-06	--	--	7.5E-05
Dispersion Factor (ug/m3/[g/s])				276			14.9			174			2,332		
Barium	7440-39-3	1.4E-09	3.0E-09	3.9E-07	--	(5)	2.1E-08	--	(5)	2.4E-07	--	(5)	7.0E-06	--	(5)
Chromium (total)	7440-47-3	4.9E-10	1.1E-09	1.3E-07	--	(5)	7.3E-09	--	(5)	8.5E-08	--	(5)	2.5E-06	--	(5)
Chromium VI	18540-29-9	4.9E-10	1.1E-09	1.3E-07	0.083	1.6E-06	7.3E-09	0.88	8.3E-09	8.5E-08	0.88	9.6E-08	2.5E-06	0.30	8.2E-06
Copper	7440-50-8	1.2E-08	2.5E-08	3.2E-06	--	(5)	1.8E-07	--	(5)	2.0E-06	--	(5)	5.9E-05	100	5.9E-07
Manganese	7439-96-5	2.3E-09	5.0E-09	6.4E-07	0.090	7.1E-06	3.5E-08	0.40	8.7E-08	4.1E-07	0.40	1.0E-06	1.2E-05	0.30	3.9E-05
Mercury	7439-97-6	1.2E-10	2.6E-10	3.3E-08	0.077	4.3E-07	1.8E-09	0.63	2.9E-09	2.1E-08	0.63	3.3E-08	6.1E-07	0.60	1.0E-06
Nickel	7440-02-0	1.0E-09	2.2E-09	2.9E-07	0.014	2.0E-05	1.5E-08	0.062	2.5E-07	1.8E-07	0.062	2.9E-06	5.2E-06	0.20	2.6E-05
Phosphorus	504	1.9E-08	4.2E-08	5.4E-06	--	(5)	2.9E-07	--	(5)	3.4E-06	--	(5)	9.8E-05	--	(5)
Zinc	7440-66-6	2.9E-08	6.3E-08	8.0E-06	--	(5)	4.3E-07	--	(5)	5.0E-06	--	(5)	1.5E-04	--	(5)
Silica, Crystalline	7631-86-9	3.8E-07	8.3E-07	1.1E-04	3.00	3.5E-05	5.7E-06	13.0	4.4E-07	6.7E-05	13.0	5.1E-06	1.9E-03	--	(5)
SSF16															
Cumulative TEU Risk				--	--	8.2E-06	--	--	1.8E-06	--	--	1.8E-06	--	--	1.4E-05
Dispersion Factor (ug/m3/[g/s])				34.7			34.6			33.8			419		
Barium	7440-39-3	1.4E-09	3.0E-09	4.8E-08	--	(5)	4.8E-08	--	(5)	4.7E-08	--	(5)	1.3E-06	--	(5)
Chromium (total)	7440-47-3	4.9E-10	1.1E-09	1.7E-08	--	(5)	1.7E-08	--	(5)	1.7E-08	--	(5)	4.4E-07	--	(5)
Chromium VI	18540-29-9	4.9E-10	1.1E-09	1.7E-08	0.083	2.0E-07	1.7E-08	0.88	1.9E-08	1.7E-08	0.88	1.9E-08	4.4E-07	0.30	1.5E-06
Copper	7440-50-8	1.2E-08	2.5E-08	4.1E-07	--	(5)	4.1E-07	--	(5)	4.0E-07	--	(5)	1.1E-05	100	1.1E-07
Manganese	7439-96-5	2.3E-09	5.0E-09	8.1E-08	0.090	9.0E-07	8.1E-08	0.40	2.0E-07	7.9E-08	0.40	2.0E-07	2.1E-06	0.30	7.0E-06
Mercury	7439-97-6	1.2E-10	2.6E-10	4.2E-09	0.077	5.5E-08	4.2E-09	0.63	6.7E-09	4.1E-09	0.63	6.5E-09	1.1E-07	0.60	1.8E-07
Nickel	7440-02-0	1.0E-09	2.2E-09	3.6E-08	0.014	2.6E-06	3.6E-08	0.062	5.8E-07	3.5E-08	0.062	5.7E-07	9.4E-07	0.20	4.7E-06
Phosphorus	504	1.9E-08	4.2E-08	6.7E-07	--	(5)	6.7E-07	--	(5)	6.6E-07	--	(5)	1.8E-05	--	(5)
Zinc	7440-66-6	2.9E-08	6.3E-08	1.0E-06	--	(5)	1.0E-06	--	(5)	9.8E-07	--	(5)	2.6E-05	--	(5)
Silica, Crystalline	7631-86-9	3.8E-07	8.3E-07	1.3E-05	3.00	4.4E-06	1.3E-05	13.0	1.0E-06	1.3E-05	13.0	1.0E-06	3.5E-04	--	(5)

Table 6-10
Production Scenario 2—L3RA Results for Significant TEUs-Chronic and Acute Noncancer Assessments
Hollingsworth & Vose Fiber Company—Corvallis, OR

Toxic Air Contaminant	CAS	TAC Emission Rate (g/s)		Chronic Noncancer									Acute Noncancer		
		Annual ⁽¹⁾	Maximum Daily ⁽²⁾	Residential			Nonresidential Child			Nonresidential Worker			Calculated Conc. ^(a) (ug/m ³)	RBC ⁽³⁾ (ug/m ³)	Hazard Index ^(b)
				Calculated Conc. ^(a) (ug/m ³)	RBC ⁽³⁾ (ug/m ³)	Hazard Index ^(b)	Calculated Conc. ^(a) (ug/m ³)	RBC ⁽³⁾ (ug/m ³)	Hazard Index ^(b)	Calculated Conc. ^(a) (ug/m ³)	RBC ⁽³⁾ (ug/m ³)	Hazard Index ^(b)			
Exposure Location ⁽⁴⁾				1220			2			10103			10240		
Cumulative Facility-Wide Risk				0.2			<0.1			0.1			0.2		
SSF17															
Cumulative TEU Risk				--	--	7.8E-06	--	--	1.9E-06	--	--	1.7E-06	--	--	1.3E-05
Dispersion Factor (µg/m3/[g/s])				33.4			35.4			32.5			406		
Barium	7440-39-3	1.4E-09	3.0E-09	4.7E-08	--	(5)	4.9E-08	--	(5)	4.5E-08	--	(5)	1.2E-06	--	(5)
Chromium (total)	7440-47-3	4.9E-10	1.1E-09	1.6E-08	--	(5)	1.7E-08	--	(5)	1.6E-08	--	(5)	4.3E-07	--	(5)
Chromium VI	18540-29-9	4.9E-10	1.1E-09	1.6E-08	0.083	2.0E-07	1.7E-08	0.88	2.0E-08	1.6E-08	0.88	1.8E-08	4.3E-07	0.30	1.4E-06
Copper	7440-50-8	1.2E-08	2.5E-08	3.9E-07	--	(5)	4.2E-07	--	(5)	3.8E-07	--	(5)	1.0E-05	100	1.0E-07
Manganese	7439-96-5	2.3E-09	5.0E-09	7.8E-08	0.090	8.6E-07	8.2E-08	0.40	2.1E-07	7.6E-08	0.40	1.9E-07	2.0E-06	0.30	6.8E-06
Mercury	7439-97-6	1.2E-10	2.6E-10	4.0E-09	0.077	5.3E-08	4.3E-09	0.63	6.8E-09	3.9E-09	0.63	6.3E-09	1.1E-07	0.60	1.8E-07
Nickel	7440-02-0	1.0E-09	2.2E-09	3.5E-08	0.014	2.5E-06	3.7E-08	0.062	5.9E-07	3.4E-08	0.062	5.4E-07	9.1E-07	0.20	4.6E-06
Phosphorus	504	1.9E-08	4.2E-08	6.5E-07	--	(5)	6.9E-07	--	(5)	6.3E-07	--	(5)	1.7E-05	--	(5)
Zinc	7440-66-6	2.9E-08	6.3E-08	9.7E-07	--	(5)	1.0E-06	--	(5)	9.4E-07	--	(5)	2.5E-05	--	(5)
Silica, Crystalline	7631-86-9	3.8E-07	8.3E-07	1.3E-05	3.00	4.3E-06	1.4E-05	13.0	1.0E-06	1.2E-05	13.0	9.6E-07	3.4E-04	--	(5)
SSF18															
Cumulative TEU Risk				--	--	8.0E-06	--	--	1.9E-06	--	--	1.7E-06	--	--	1.3E-05
Dispersion Factor (µg/m3/[g/s])				33.8			35.4			32.8			412		
Barium	7440-39-3	1.4E-09	3.0E-09	4.7E-08	--	(5)	4.9E-08	--	(5)	4.6E-08	--	(5)	1.2E-06	--	(5)
Chromium (total)	7440-47-3	4.9E-10	1.1E-09	1.6E-08	--	(5)	1.7E-08	--	(5)	1.6E-08	--	(5)	4.4E-07	--	(5)
Chromium VI	18540-29-9	4.9E-10	1.1E-09	1.6E-08	0.083	2.0E-07	1.7E-08	0.88	2.0E-08	1.6E-08	0.88	1.8E-08	4.4E-07	0.30	1.5E-06
Copper	7440-50-8	1.2E-08	2.5E-08	4.0E-07	--	(5)	4.2E-07	--	(5)	3.9E-07	--	(5)	1.0E-05	100	1.0E-07
Manganese	7439-96-5	2.3E-09	5.0E-09	7.9E-08	0.090	8.8E-07	8.3E-08	0.40	2.1E-07	7.6E-08	0.40	1.9E-07	2.1E-06	0.30	6.9E-06
Mercury	7439-97-6	1.2E-10	2.6E-10	4.1E-09	0.077	5.3E-08	4.3E-09	0.63	6.8E-09	4.0E-09	0.63	6.3E-09	1.1E-07	0.60	1.8E-07
Nickel	7440-02-0	1.0E-09	2.2E-09	3.5E-08	0.014	2.5E-06	3.7E-08	0.062	5.9E-07	3.4E-08	0.062	5.5E-07	9.3E-07	0.20	4.6E-06
Phosphorus	504	1.9E-08	4.2E-08	6.6E-07	--	(5)	6.9E-07	--	(5)	6.4E-07	--	(5)	1.7E-05	--	(5)
Zinc	7440-66-6	2.9E-08	6.3E-08	9.8E-07	--	(5)	1.0E-06	--	(5)	9.5E-07	--	(5)	2.6E-05	--	(5)
Silica, Crystalline	7631-86-9	3.8E-07	8.3E-07	1.3E-05	3.00	4.3E-06	1.4E-05	13.0	1.0E-06	1.3E-05	13.0	9.7E-07	3.4E-04	--	(5)

Table 6-10
Production Scenario 2—L3RA Results for Significant TEUs-Chronic and Acute Noncancer Assessments
Hollingsworth & Vose Fiber Company—Corvallis, OR

Toxic Air Contaminant	CAS	TAC Emission Rate (g/s)		Chronic Noncancer									Acute Noncancer		
		Annual ⁽¹⁾	Maximum Daily ⁽²⁾	Residential			Nonresidential Child			Nonresidential Worker			Calculated Conc. ^(a) (ug/m ³)	RBC ⁽³⁾ (ug/m ³)	Hazard Index ^(b)
				Calculated Conc. ^(a) (ug/m ³)	RBC ⁽³⁾ (ug/m ³)	Hazard Index ^(b)	Calculated Conc. ^(a) (ug/m ³)	RBC ⁽³⁾ (ug/m ³)	Hazard Index ^(b)	Calculated Conc. ^(a) (ug/m ³)	RBC ⁽³⁾ (ug/m ³)	Hazard Index ^(b)			
Exposure Location ⁽⁴⁾				1220			2			10103			10240		
Cumulative Facility-Wide Risk				0.2			<0.1			0.1			0.2		
SSF03															
Cumulative TEU Risk				--	--	6.8E-04	--	--	9.1E-06	--	--	9.8E-05	--	--	2.9E-03
Dispersion Factor (µg/m3/[g/s])				203			15.7			169			1,859		
Antimony	7440-36-0	9.8E-09	2.1E-08	2.0E-06	0.30	6.6E-06	1.5E-07	1.30	1.2E-07	1.7E-06	1.30	1.3E-06	4.0E-05	1.00	4.0E-05
Barium	7440-39-3	6.1E-09	1.3E-08	1.2E-06	--	(5)	9.5E-08	--	(5)	1.0E-06	--	(5)	2.4E-05	--	(5)
Cadmium	7440-43-9	6.3E-09	1.4E-08	1.3E-06	5.0E-03	2.5E-04	9.8E-08	0.037	2.7E-06	1.1E-06	0.037	2.9E-05	2.5E-05	0.030	8.4E-04
Chromium (total)	7440-47-3	5.8E-09	1.3E-08	1.2E-06	--	(5)	9.1E-08	--	(5)	9.9E-07	--	(5)	2.3E-05	--	(5)
Chromium VI	18540-29-9	5.8E-09	1.3E-08	1.2E-06	0.083	1.4E-05	9.1E-08	0.88	1.0E-07	9.9E-07	0.88	1.1E-06	2.3E-05	0.30	7.8E-05
Cobalt	7440-48-4	2.6E-10	5.5E-10	5.2E-08	0.10	5.2E-07	4.0E-09	0.44	9.1E-09	4.3E-08	0.44	9.8E-08	1.0E-06	--	(5)
Copper	7440-50-8	3.5E-08	7.5E-08	7.0E-06	--	(5)	5.4E-07	--	(5)	5.9E-06	--	(5)	1.4E-04	100	1.4E-06
Lead	7439-92-1	5.5E-08	1.2E-07	1.1E-05	0.15	7.5E-05	8.7E-07	0.66	1.3E-06	9.4E-06	0.66	1.4E-05	2.2E-04	0.15	1.5E-03
Manganese	7439-96-5	8.8E-09	1.9E-08	1.8E-06	0.090	2.0E-05	1.4E-07	0.40	3.4E-07	1.5E-06	0.40	3.7E-06	3.5E-05	0.30	1.2E-04
Mercury	7439-97-6	6.7E-10	1.4E-09	1.4E-07	0.077	1.8E-06	1.0E-08	0.63	1.7E-08	1.1E-07	0.63	1.8E-07	2.7E-06	0.60	4.5E-06
Nickel	7440-02-0	1.3E-08	2.9E-08	2.7E-06	0.014	1.9E-04	2.1E-07	0.062	3.4E-06	2.2E-06	0.062	3.6E-05	5.3E-05	0.20	2.7E-04
Phosphorus	504	1.6E-07	3.4E-07	3.2E-05	--	(5)	2.5E-06	--	(5)	2.7E-05	--	(5)	6.3E-04	--	(5)
Zinc	7440-66-6	9.8E-08	2.1E-07	2.0E-05	--	(5)	1.5E-06	--	(5)	1.7E-05	--	(5)	4.0E-04	--	(5)
Fluorides	239	1.1E-06	2.4E-06	2.3E-04	2.30	9.9E-05	1.8E-05	20.0	8.8E-07	1.9E-04	20.0	9.6E-06	4.5E-03	240	1.9E-05
Silica, Crystalline	7631-86-9	2.6E-07	5.5E-07	5.2E-05	3.00	1.7E-05	4.0E-06	13.0	3.1E-07	4.3E-05	13.0	3.3E-06	1.0E-03	--	(5)
SSF04															
Cumulative TEU Risk				--	--	7.0E-04	--	--	9.1E-06	--	--	1.0E-04	--	--	3.4E-03
Dispersion Factor (µg/m3/[g/s])				209			15.6			171			2,222		
Antimony	7440-36-0	9.8E-09	2.1E-08	2.1E-06	0.30	6.8E-06	1.5E-07	1.30	1.2E-07	1.7E-06	1.30	1.3E-06	4.7E-05	1.00	4.7E-05
Barium	7440-39-3	6.1E-09	1.3E-08	1.3E-06	--	(5)	9.4E-08	--	(5)	1.0E-06	--	(5)	2.9E-05	--	(5)
Cadmium	7440-43-9	6.3E-09	1.4E-08	1.3E-06	5.0E-03	2.6E-04	9.8E-08	0.037	2.6E-06	1.1E-06	0.037	2.9E-05	3.0E-05	0.030	1.0E-03
Chromium (total)	7440-47-3	5.8E-09	1.3E-08	1.2E-06	--	(5)	9.1E-08	--	(5)	1.0E-06	--	(5)	2.8E-05	--	(5)
Chromium VI	18540-29-9	5.8E-09	1.3E-08	1.2E-06	0.083	1.5E-05	9.1E-08	0.88	1.0E-07	1.0E-06	0.88	1.1E-06	2.8E-05	0.30	9.4E-05
Cobalt	7440-48-4	2.6E-10	5.5E-10	5.3E-08	0.10	5.3E-07	4.0E-09	0.44	9.1E-09	4.4E-08	0.44	1.0E-07	1.2E-06	--	(5)
Copper	7440-50-8	3.5E-08	7.5E-08	7.2E-06	--	(5)	5.4E-07	--	(5)	5.9E-06	--	(5)	1.7E-04	100	1.7E-06
Lead	7439-92-1	5.5E-08	1.2E-07	1.2E-05	0.15	7.7E-05	8.6E-07	0.66	1.3E-06	9.5E-06	0.66	1.4E-05	2.7E-04	0.15	1.8E-03
Manganese	7439-96-5	8.8E-09	1.9E-08	1.8E-06	0.090	2.0E-05	1.4E-07	0.40	3.4E-07	1.5E-06	0.40	3.8E-06	4.2E-05	0.30	1.4E-04
Mercury	7439-97-6	6.7E-10	1.4E-09	1.4E-07	0.077	1.8E-06	1.0E-08	0.63	1.7E-08	1.1E-07	0.63	1.8E-07	3.2E-06	0.60	5.3E-06
Nickel	7440-02-0	1.3E-08	2.9E-08	2.8E-06	0.014	2.0E-04	2.1E-07	0.062	3.3E-06	2.3E-06	0.062	3.7E-05	6.4E-05	0.20	3.2E-04
Phosphorus	504	1.6E-07	3.4E-07	3.3E-05	--	(5)	2.4E-06	--	(5)	2.7E-05	--	(5)	7.6E-04	--	(5)
Zinc	7440-66-6	9.8E-08	2.1E-07	2.1E-05	--	(5)	1.5E-06	--	(5)	1.7E-05	--	(5)	4.7E-04	--	(5)
Fluorides	239	1.1E-06	2.4E-06	2.4E-04	2.30	1.0E-04	1.8E-05	20.0	8.8E-07	1.9E-04	20.0	9.7E-06	5.4E-03	240	2.3E-05
Silica, Crystalline	7631-86-9	2.6E-07	5.5E-07	5.3E-05	3.00	1.8E-05	4.0E-06	13.0	3.1E-07	4.4E-05	13.0	3.4E-06	1.2E-03	--	(5)

Table 6-10
Production Scenario 2—L3RA Results for Significant TEUs-Chronic and Acute Noncancer Assessments
Hollingsworth & Vose Fiber Company—Corvallis, OR

Toxic Air Contaminant	CAS	TAC Emission Rate (g/s)		Chronic Noncancer									Acute Noncancer		
		Annual ⁽¹⁾	Maximum Daily ⁽²⁾	Residential			Nonresidential Child			Nonresidential Worker			Calculated Conc. ^(a) (ug/m ³)	RBC ⁽³⁾ (ug/m ³)	Hazard Index ^(b)
				Calculated Conc. ^(a) (ug/m ³)	RBC ⁽³⁾ (ug/m ³)	Hazard Index ^(b)	Calculated Conc. ^(a) (ug/m ³)	RBC ⁽³⁾ (ug/m ³)	Hazard Index ^(b)	Calculated Conc. ^(a) (ug/m ³)	RBC ⁽³⁾ (ug/m ³)	Hazard Index ^(b)			
Exposure Location ⁽⁴⁾				1220			2			10103			10240		
Cumulative Facility-Wide Risk				0.2			<0.1			0.1			0.2		
SSF06															
Cumulative TEU Risk				--	--	7.7E-04	--	--	8.9E-06	--	--	1.0E-04	--	--	4.3E-03
Dispersion Factor (ug/m3/[g/s])				228			15.4			175			2,813		
Antimony	7440-36-0	9.8E-09	2.1E-08	2.2E-06	0.30	7.5E-06	1.5E-07	1.30	1.2E-07	1.7E-06	1.30	1.3E-06	6.0E-05	1.00	6.0E-05
Barium	7440-39-3	6.1E-09	1.3E-08	1.4E-06	--	(5)	9.3E-08	--	(5)	1.1E-06	--	(5)	3.7E-05	--	(5)
Cadmium	7440-43-9	6.3E-09	1.4E-08	1.4E-06	5.0E-03	2.9E-04	9.6E-08	0.037	2.6E-06	1.1E-06	0.037	3.0E-05	3.8E-05	0.030	1.3E-03
Chromium (total)	7440-47-3	5.8E-09	1.3E-08	1.3E-06	--	(5)	9.0E-08	--	(5)	1.0E-06	--	(5)	3.6E-05	--	(5)
Chromium VI	18540-29-9	5.8E-09	1.3E-08	1.3E-06	0.083	1.6E-05	9.0E-08	0.88	1.0E-07	1.0E-06	0.88	1.2E-06	3.6E-05	0.30	1.2E-04
Cobalt	7440-48-4	2.6E-10	5.5E-10	5.8E-08	0.10	5.8E-07	3.9E-09	0.44	8.9E-09	4.5E-08	0.44	1.0E-07	1.6E-06	--	(5)
Copper	7440-50-8	3.5E-08	7.5E-08	7.9E-06	--	(5)	5.3E-07	--	(5)	6.1E-06	--	(5)	2.1E-04	100	2.1E-06
Lead	7439-92-1	5.5E-08	1.2E-07	1.3E-05	0.15	8.4E-05	8.5E-07	0.66	1.3E-06	9.7E-06	0.66	1.5E-05	3.4E-04	0.15	2.2E-03
Manganese	7439-96-5	8.8E-09	1.9E-08	2.0E-06	0.090	2.2E-05	1.3E-07	0.40	3.4E-07	1.5E-06	0.40	3.8E-06	5.3E-05	0.30	1.8E-04
Mercury	7439-97-6	6.7E-10	1.4E-09	1.5E-07	0.077	2.0E-06	1.0E-08	0.63	1.6E-08	1.2E-07	0.63	1.9E-07	4.1E-06	0.60	6.8E-06
Nickel	7440-02-0	1.3E-08	2.9E-08	3.0E-06	0.014	2.2E-04	2.0E-07	0.062	3.3E-06	2.3E-06	0.062	3.7E-05	8.1E-05	0.20	4.0E-04
Phosphorus	504	1.6E-07	3.4E-07	3.6E-05	--	(5)	2.4E-06	--	(5)	2.8E-05	--	(5)	9.6E-04	--	(5)
Zinc	7440-66-6	9.8E-08	2.1E-07	2.2E-05	--	(5)	1.5E-06	--	(5)	1.7E-05	--	(5)	6.0E-04	--	(5)
Fluorides	239	1.1E-06	2.4E-06	2.6E-04	2.30	1.1E-04	1.7E-05	20.0	8.7E-07	2.0E-04	20.0	9.9E-06	6.9E-03	240	2.9E-05
Silica, Crystalline	7631-86-9	2.6E-07	5.5E-07	5.8E-05	3.00	1.9E-05	3.9E-06	13.0	3.0E-07	4.5E-05	13.0	3.4E-06	1.6E-03	--	(5)
SSF07															
Cumulative TEU Risk				--	--	8.9E-04	--	--	8.7E-06	--	--	1.0E-04	--	--	3.7E-03
Dispersion Factor (ug/m3/[g/s])				265			15.0			175			2,433		
Antimony	7440-36-0	9.8E-09	2.1E-08	2.6E-06	0.30	8.7E-06	1.5E-07	1.30	1.1E-07	1.7E-06	1.30	1.3E-06	5.2E-05	1.00	5.2E-05
Barium	7440-39-3	6.1E-09	1.3E-08	1.6E-06	--	(5)	9.1E-08	--	(5)	1.1E-06	--	(5)	3.2E-05	--	(5)
Cadmium	7440-43-9	6.3E-09	1.4E-08	1.7E-06	5.0E-03	3.3E-04	9.4E-08	0.037	2.5E-06	1.1E-06	0.037	3.0E-05	3.3E-05	0.030	1.1E-03
Chromium (total)	7440-47-3	5.8E-09	1.3E-08	1.5E-06	--	(5)	8.8E-08	--	(5)	1.0E-06	--	(5)	3.1E-05	--	(5)
Chromium VI	18540-29-9	5.8E-09	1.3E-08	1.5E-06	0.083	1.9E-05	8.8E-08	0.88	1.0E-07	1.0E-06	0.88	1.2E-06	3.1E-05	0.30	1.0E-04
Cobalt	7440-48-4	2.6E-10	5.5E-10	6.8E-08	0.10	6.8E-07	3.8E-09	0.44	8.7E-09	4.5E-08	0.44	1.0E-07	1.3E-06	--	(5)
Copper	7440-50-8	3.5E-08	7.5E-08	9.2E-06	--	(5)	5.2E-07	--	(5)	6.1E-06	--	(5)	1.8E-04	100	1.8E-06
Lead	7439-92-1	5.5E-08	1.2E-07	1.5E-05	0.15	9.8E-05	8.3E-07	0.66	1.3E-06	9.7E-06	0.66	1.5E-05	2.9E-04	0.15	1.9E-03
Manganese	7439-96-5	8.8E-09	1.9E-08	2.3E-06	0.090	2.6E-05	1.3E-07	0.40	3.3E-07	1.5E-06	0.40	3.8E-06	4.6E-05	0.30	1.5E-04
Mercury	7439-97-6	6.7E-10	1.4E-09	1.8E-07	0.077	2.3E-06	1.0E-08	0.63	1.6E-08	1.2E-07	0.63	1.9E-07	3.5E-06	0.60	5.9E-06
Nickel	7440-02-0	1.3E-08	2.9E-08	3.5E-06	0.014	2.5E-04	2.0E-07	0.062	3.2E-06	2.3E-06	0.062	3.7E-05	7.0E-05	0.20	3.5E-04
Phosphorus	504	1.6E-07	3.4E-07	4.2E-05	--	(5)	2.4E-06	--	(5)	2.8E-05	--	(5)	8.3E-04	--	(5)
Zinc	7440-66-6	9.8E-08	2.1E-07	2.6E-05	--	(5)	1.5E-06	--	(5)	1.7E-05	--	(5)	5.2E-04	--	(5)
Fluorides	239	1.1E-06	2.4E-06	3.0E-04	2.30	1.3E-04	1.7E-05	20.0	8.5E-07	2.0E-04	20.0	9.9E-06	5.9E-03	240	2.5E-05
Silica, Crystalline	7631-86-9	2.6E-07	5.5E-07	6.8E-05	3.00	2.3E-05	3.8E-06	13.0	3.0E-07	4.5E-05	13.0	3.4E-06	1.3E-03	--	(5)

Table 6-10
Production Scenario 2—L3RA Results for Significant TEUs-Chronic and Acute Noncancer Assessments
Hollingsworth & Vose Fiber Company—Corvallis, OR

Toxic Air Contaminant	CAS	TAC Emission Rate (g/s)		Chronic Noncancer									Acute Noncancer		
		Annual ⁽¹⁾	Maximum Daily ⁽²⁾	Residential			Nonresidential Child			Nonresidential Worker			Calculated Conc. ^(a) (ug/m ³)	RBC ⁽³⁾ (ug/m ³)	Hazard Index ^(b)
				Calculated Conc. ^(a) (ug/m ³)	RBC ⁽³⁾ (ug/m ³)	Hazard Index ^(b)	Calculated Conc. ^(a) (ug/m ³)	RBC ⁽³⁾ (ug/m ³)	Hazard Index ^(b)	Calculated Conc. ^(a) (ug/m ³)	RBC ⁽³⁾ (ug/m ³)	Hazard Index ^(b)			
Exposure Location ⁽⁴⁾				1220			2			10103			10240		
Cumulative Facility-Wide Risk				0.2			<0.1			0.1			0.2		
SSF08															
Cumulative TEU Risk				--	--	7.9E-04	--	--	8.9E-06	--	--	1.0E-04	--	--	4.3E-03
Dispersion Factor (µg/m3/[g/s])				235			15.2			175			2,813		
Antimony	7440-36-0	9.8E-09	2.1E-08	2.3E-06	0.30	7.7E-06	1.5E-07	1.30	1.2E-07	1.7E-06	1.30	1.3E-06	6.0E-05	1.00	6.0E-05
Barium	7440-39-3	6.1E-09	1.3E-08	1.4E-06	--	(5)	9.2E-08	--	(5)	1.1E-06	--	(5)	3.7E-05	--	(5)
Cadmium	7440-43-9	6.3E-09	1.4E-08	1.5E-06	5.0E-03	3.0E-04	9.6E-08	0.037	2.6E-06	1.1E-06	0.037	3.0E-05	3.8E-05	0.030	1.3E-03
Chromium (total)	7440-47-3	5.8E-09	1.3E-08	1.4E-06	--	(5)	8.9E-08	--	(5)	1.0E-06	--	(5)	3.6E-05	--	(5)
Chromium VI	18540-29-9	5.8E-09	1.3E-08	1.4E-06	0.083	1.7E-05	8.9E-08	0.88	1.0E-07	1.0E-06	0.88	1.2E-06	3.6E-05	0.30	1.2E-04
Cobalt	7440-48-4	2.6E-10	5.5E-10	6.0E-08	0.10	6.0E-07	3.9E-09	0.44	8.9E-09	4.5E-08	0.44	1.0E-07	1.6E-06	--	(5)
Copper	7440-50-8	3.5E-08	7.5E-08	8.2E-06	--	(5)	5.3E-07	--	(5)	6.1E-06	--	(5)	2.1E-04	100	2.1E-06
Lead	7439-92-1	5.5E-08	1.2E-07	1.3E-05	0.15	8.7E-05	8.4E-07	0.66	1.3E-06	9.7E-06	0.66	1.5E-05	3.4E-04	0.15	2.2E-03
Manganese	7439-96-5	8.8E-09	1.9E-08	2.1E-06	0.090	2.3E-05	1.3E-07	0.40	3.3E-07	1.5E-06	0.40	3.8E-06	5.3E-05	0.30	1.8E-04
Mercury	7439-97-6	6.7E-10	1.4E-09	1.6E-07	0.077	2.0E-06	1.0E-08	0.63	1.6E-08	1.2E-07	0.63	1.9E-07	4.1E-06	0.60	6.8E-06
Nickel	7440-02-0	1.3E-08	2.9E-08	3.1E-06	0.014	2.2E-04	2.0E-07	0.062	3.3E-06	2.3E-06	0.062	3.8E-05	8.1E-05	0.20	4.0E-04
Phosphorus	504	1.6E-07	3.4E-07	3.7E-05	--	(5)	2.4E-06	--	(5)	2.8E-05	--	(5)	9.6E-04	--	(5)
Zinc	7440-66-6	9.8E-08	2.1E-07	2.3E-05	--	(5)	1.5E-06	--	(5)	1.7E-05	--	(5)	6.0E-04	--	(5)
Fluorides	239	1.1E-06	2.4E-06	2.7E-04	2.30	1.2E-04	1.7E-05	20.0	8.6E-07	2.0E-04	20.0	9.9E-06	6.9E-03	240	2.9E-05
Silica, Crystalline	7631-86-9	2.6E-07	5.5E-07	6.0E-05	3.00	2.0E-05	3.9E-06	13.0	3.0E-07	4.5E-05	13.0	3.4E-06	1.6E-03	--	(5)
SSF09															
Cumulative TEU Risk				--	--	6.5E-04	--	--	8.4E-06	--	--	1.3E-04	--	--	4.9E-03
Dispersion Factor (µg/m3/[g/s])				193			14.5			227			3,176		
Antimony	7440-36-0	9.8E-09	2.1E-08	1.9E-06	0.30	6.3E-06	1.4E-07	1.30	1.1E-07	2.2E-06	1.30	1.7E-06	6.8E-05	1.00	6.8E-05
Barium	7440-39-3	6.1E-09	1.3E-08	1.2E-06	--	(5)	8.8E-08	--	(5)	1.4E-06	--	(5)	4.2E-05	--	(5)
Cadmium	7440-43-9	6.3E-09	1.4E-08	1.2E-06	5.0E-03	2.4E-04	9.1E-08	0.037	2.5E-06	1.4E-06	0.037	3.9E-05	4.3E-05	0.030	1.4E-03
Chromium (total)	7440-47-3	5.8E-09	1.3E-08	1.1E-06	--	(5)	8.5E-08	--	(5)	1.3E-06	--	(5)	4.0E-05	--	(5)
Chromium VI	18540-29-9	5.8E-09	1.3E-08	1.1E-06	0.083	1.4E-05	8.5E-08	0.88	9.6E-08	1.3E-06	0.88	1.5E-06	4.0E-05	0.30	1.3E-04
Cobalt	7440-48-4	2.6E-10	5.5E-10	4.9E-08	0.10	4.9E-07	3.7E-09	0.44	8.4E-09	5.8E-08	0.44	1.3E-07	1.8E-06	--	(5)
Copper	7440-50-8	3.5E-08	7.5E-08	6.7E-06	--	(5)	5.0E-07	--	(5)	7.9E-06	--	(5)	2.4E-04	100	2.4E-06
Lead	7439-92-1	5.5E-08	1.2E-07	1.1E-05	0.15	7.1E-05	8.0E-07	0.66	1.2E-06	1.3E-05	0.66	1.9E-05	3.8E-04	0.15	2.5E-03
Manganese	7439-96-5	8.8E-09	1.9E-08	1.7E-06	0.090	1.9E-05	1.3E-07	0.40	3.2E-07	2.0E-06	0.40	5.0E-06	6.0E-05	0.30	2.0E-04
Mercury	7439-97-6	6.7E-10	1.4E-09	1.3E-07	0.077	1.7E-06	9.7E-09	0.63	1.5E-08	1.5E-07	0.63	2.4E-07	4.6E-06	0.60	7.6E-06
Nickel	7440-02-0	1.3E-08	2.9E-08	2.6E-06	0.014	1.8E-04	1.9E-07	0.062	3.1E-06	3.0E-06	0.062	4.9E-05	9.1E-05	0.20	4.6E-04
Phosphorus	504	1.6E-07	3.4E-07	3.0E-05	--	(5)	2.3E-06	--	(5)	3.6E-05	--	(5)	1.1E-03	--	(5)
Zinc	7440-66-6	9.8E-08	2.1E-07	1.9E-05	--	(5)	1.4E-06	--	(5)	2.2E-05	--	(5)	6.8E-04	--	(5)
Fluorides	239	1.1E-06	2.4E-06	2.2E-04	2.30	9.5E-05	1.6E-05	20.0	8.2E-07	2.6E-04	20.0	1.3E-05	7.7E-03	240	3.2E-05
Silica, Crystalline	7631-86-9	2.6E-07	5.5E-07	4.9E-05	3.00	1.6E-05	3.7E-06	13.0	2.8E-07	5.8E-05	13.0	4.5E-06	1.8E-03	--	(5)

Table 6-10
Production Scenario 2—L3RA Results for Significant TEUs-Chronic and Acute Noncancer Assessments
Hollingsworth & Vose Fiber Company—Corvallis, OR

Toxic Air Contaminant	CAS	TAC Emission Rate (g/s)		Chronic Noncancer									Acute Noncancer		
		Annual ⁽¹⁾	Maximum Daily ⁽²⁾	Residential			Nonresidential Child			Nonresidential Worker			Calculated Conc. ^(a) (ug/m ³)	RBC ⁽³⁾ (ug/m ³)	Hazard Index ^(b)
				Calculated Conc. ^(a) (ug/m ³)	RBC ⁽³⁾ (ug/m ³)	Hazard Index ^(b)	Calculated Conc. ^(a) (ug/m ³)	RBC ⁽³⁾ (ug/m ³)	Hazard Index ^(b)	Calculated Conc. ^(a) (ug/m ³)	RBC ⁽³⁾ (ug/m ³)	Hazard Index ^(b)			
Exposure Location ⁽⁴⁾				1220			2			10103			10240		
Cumulative Facility-Wide Risk				0.2			<0.1			0.1			0.2		
SSF10															
Cumulative TEU Risk				--	--	6.0E-04	--	--	8.7E-06	--	--	1.2E-04	--	--	6.5E-03
Dispersion Factor (ug/m3/[g/s])				179			15.0			209			4,238		
Antimony	7440-36-0	9.8E-09	2.1E-08	1.8E-06	0.30	5.9E-06	1.5E-07	1.30	1.1E-07	2.1E-06	1.30	1.6E-06	9.0E-05	1.00	9.0E-05
Barium	7440-39-3	6.1E-09	1.3E-08	1.1E-06	--	(5)	9.1E-08	--	(5)	1.3E-06	--	(5)	5.6E-05	--	(5)
Cadmium	7440-43-9	6.3E-09	1.4E-08	1.1E-06	5.0E-03	2.3E-04	9.4E-08	0.037	2.5E-06	1.3E-06	0.037	3.6E-05	5.8E-05	0.030	1.9E-03
Chromium (total)	7440-47-3	5.8E-09	1.3E-08	1.0E-06	--	(5)	8.8E-08	--	(5)	1.2E-06	--	(5)	5.4E-05	--	(5)
Chromium VI	18540-29-9	5.8E-09	1.3E-08	1.0E-06	0.083	1.3E-05	8.8E-08	0.88	1.0E-07	1.2E-06	0.88	1.4E-06	5.4E-05	0.30	1.8E-04
Cobalt	7440-48-4	2.6E-10	5.5E-10	4.6E-08	0.10	4.6E-07	3.8E-09	0.44	8.7E-09	5.3E-08	0.44	1.2E-07	2.3E-06	--	(5)
Copper	7440-50-8	3.5E-08	7.5E-08	6.2E-06	--	(5)	5.2E-07	--	(5)	7.3E-06	--	(5)	3.2E-04	100	3.2E-06
Lead	7439-92-1	5.5E-08	1.2E-07	9.9E-06	0.15	6.6E-05	8.3E-07	0.66	1.3E-06	1.2E-05	0.66	1.8E-05	5.1E-04	0.15	3.4E-03
Manganese	7439-96-5	8.8E-09	1.9E-08	1.6E-06	0.090	1.8E-05	1.3E-07	0.40	3.3E-07	1.8E-06	0.40	4.6E-06	8.0E-05	0.30	2.7E-04
Mercury	7439-97-6	6.7E-10	1.4E-09	1.2E-07	0.077	1.6E-06	1.0E-08	0.63	1.6E-08	1.4E-07	0.63	2.2E-07	6.1E-06	0.60	1.0E-05
Nickel	7440-02-0	1.3E-08	2.9E-08	2.4E-06	0.014	1.7E-04	2.0E-07	0.062	3.2E-06	2.8E-06	0.062	4.5E-05	1.2E-04	0.20	6.1E-04
Phosphorus	504	1.6E-07	3.4E-07	2.8E-05	--	(5)	2.4E-06	--	(5)	3.3E-05	--	(5)	1.4E-03	--	(5)
Zinc	7440-66-6	9.8E-08	2.1E-07	1.8E-05	--	(5)	1.5E-06	--	(5)	2.1E-05	--	(5)	9.0E-04	--	(5)
Fluorides	239	1.1E-06	2.4E-06	2.0E-04	2.30	8.8E-05	1.7E-05	20.0	8.5E-07	2.4E-04	20.0	1.2E-05	0.010	240	4.3E-05
Silica, Crystalline	7631-86-9	2.6E-07	5.5E-07	4.6E-05	3.00	1.5E-05	3.8E-06	13.0	3.0E-07	5.3E-05	13.0	4.1E-06	2.3E-03	--	(5)
SSF11															
Cumulative TEU Risk				--	--	6.1E-04	--	--	8.6E-06	--	--	1.2E-04	--	--	5.7E-03
Dispersion Factor (ug/m3/[g/s])				183			14.9			215			3,724		
Antimony	7440-36-0	9.8E-09	2.1E-08	1.8E-06	0.30	6.0E-06	1.5E-07	1.30	1.1E-07	2.1E-06	1.30	1.6E-06	7.9E-05	1.00	7.9E-05
Barium	7440-39-3	6.1E-09	1.3E-08	1.1E-06	--	(5)	9.0E-08	--	(5)	1.3E-06	--	(5)	4.9E-05	--	(5)
Cadmium	7440-43-9	6.3E-09	1.4E-08	1.1E-06	5.0E-03	2.3E-04	9.3E-08	0.037	2.5E-06	1.3E-06	0.037	3.6E-05	5.1E-05	0.030	1.7E-03
Chromium (total)	7440-47-3	5.8E-09	1.3E-08	1.1E-06	--	(5)	8.7E-08	--	(5)	1.3E-06	--	(5)	4.7E-05	--	(5)
Chromium VI	18540-29-9	5.8E-09	1.3E-08	1.1E-06	0.083	1.3E-05	8.7E-08	0.88	9.9E-08	1.3E-06	0.88	1.4E-06	4.7E-05	0.30	1.6E-04
Cobalt	7440-48-4	2.6E-10	5.5E-10	4.7E-08	0.10	4.7E-07	3.8E-09	0.44	8.6E-09	5.5E-08	0.44	1.2E-07	2.1E-06	--	(5)
Copper	7440-50-8	3.5E-08	7.5E-08	6.3E-06	--	(5)	5.2E-07	--	(5)	7.5E-06	--	(5)	2.8E-04	100	2.8E-06
Lead	7439-92-1	5.5E-08	1.2E-07	1.0E-05	0.15	6.7E-05	8.2E-07	0.66	1.2E-06	1.2E-05	0.66	1.8E-05	4.5E-04	0.15	3.0E-03
Manganese	7439-96-5	8.8E-09	1.9E-08	1.6E-06	0.090	1.8E-05	1.3E-07	0.40	3.3E-07	1.9E-06	0.40	4.7E-06	7.1E-05	0.30	2.4E-04
Mercury	7439-97-6	6.7E-10	1.4E-09	1.2E-07	0.077	1.6E-06	9.9E-09	0.63	1.6E-08	1.4E-07	0.63	2.3E-07	5.4E-06	0.60	9.0E-06
Nickel	7440-02-0	1.3E-08	2.9E-08	2.4E-06	0.014	1.7E-04	2.0E-07	0.062	3.2E-06	2.9E-06	0.062	4.6E-05	1.1E-04	0.20	5.3E-04
Phosphorus	504	1.6E-07	3.4E-07	2.9E-05	--	(5)	2.3E-06	--	(5)	3.4E-05	--	(5)	1.3E-03	--	(5)
Zinc	7440-66-6	9.8E-08	2.1E-07	1.8E-05	--	(5)	1.5E-06	--	(5)	2.1E-05	--	(5)	7.9E-04	--	(5)
Fluorides	239	1.1E-06	2.4E-06	2.1E-04	2.30	9.0E-05	1.7E-05	20.0	8.4E-07	2.4E-04	20.0	1.2E-05	9.1E-03	240	3.8E-05
Silica, Crystalline	7631-86-9	2.6E-07	5.5E-07	4.7E-05	3.00	1.6E-05	3.8E-06	13.0	2.9E-07	5.5E-05	13.0	4.2E-06	2.1E-03	--	(5)

Table 6-10
Production Scenario 2—L3RA Results for Significant TEUs-Chronic and Acute Noncancer Assessments
Hollingsworth & Vose Fiber Company—Corvallis, OR

Toxic Air Contaminant	CAS	TAC Emission Rate (g/s)		Chronic Noncancer									Acute Noncancer		
		Annual ⁽¹⁾	Maximum Daily ⁽²⁾	Residential			Nonresidential Child			Nonresidential Worker			Calculated Conc. ^(a) (ug/m ³)	RBC ⁽³⁾ (ug/m ³)	Hazard Index ^(b)
				Calculated Conc. ^(a) (ug/m ³)	RBC ⁽³⁾ (ug/m ³)	Hazard Index ^(b)	Calculated Conc. ^(a) (ug/m ³)	RBC ⁽³⁾ (ug/m ³)	Hazard Index ^(b)	Calculated Conc. ^(a) (ug/m ³)	RBC ⁽³⁾ (ug/m ³)	Hazard Index ^(b)			
Exposure Location ⁽⁴⁾				1220			2			10103			10240		
Cumulative Facility-Wide Risk				0.2			<0.1			0.1			0.2		
SSF12															
Cumulative TEU Risk				--	--	6.8E-04	--	--	8.4E-06	--	--	1.4E-04	--	--	4.7E-03
Dispersion Factor (µg/m3/[g/s])				202			14.4			233			3,062		
Antimony	7440-36-0	9.8E-09	2.1E-08	2.0E-06	0.30	6.6E-06	1.4E-07	1.30	1.1E-07	2.3E-06	1.30	1.8E-06	6.5E-05	1.00	6.5E-05
Barium	7440-39-3	6.1E-09	1.3E-08	1.2E-06	--	(5)	8.8E-08	--	(5)	1.4E-06	--	(5)	4.0E-05	--	(5)
Cadmium	7440-43-9	6.3E-09	1.4E-08	1.3E-06	5.0E-03	2.5E-04	9.1E-08	0.037	2.5E-06	1.5E-06	0.037	4.0E-05	4.2E-05	0.030	1.4E-03
Chromium (total)	7440-47-3	5.8E-09	1.3E-08	1.2E-06	--	(5)	8.4E-08	--	(5)	1.4E-06	--	(5)	3.9E-05	--	(5)
Chromium VI	18540-29-9	5.8E-09	1.3E-08	1.2E-06	0.083	1.4E-05	8.4E-08	0.88	9.6E-08	1.4E-06	0.88	1.5E-06	3.9E-05	0.30	1.3E-04
Cobalt	7440-48-4	2.6E-10	5.5E-10	5.2E-08	0.10	5.2E-07	3.7E-09	0.44	8.4E-09	6.0E-08	0.44	1.4E-07	1.7E-06	--	(5)
Copper	7440-50-8	3.5E-08	7.5E-08	7.0E-06	--	(5)	5.0E-07	--	(5)	8.1E-06	--	(5)	2.3E-04	100	2.3E-06
Lead	7439-92-1	5.5E-08	1.2E-07	1.1E-05	0.15	7.4E-05	8.0E-07	0.66	1.2E-06	1.3E-05	0.66	2.0E-05	3.7E-04	0.15	2.4E-03
Manganese	7439-96-5	8.8E-09	1.9E-08	1.8E-06	0.090	2.0E-05	1.3E-07	0.40	3.2E-07	2.0E-06	0.40	5.1E-06	5.8E-05	0.30	1.9E-04
Mercury	7439-97-6	6.7E-10	1.4E-09	1.3E-07	0.077	1.8E-06	9.7E-09	0.63	1.5E-08	1.6E-07	0.63	2.5E-07	4.4E-06	0.60	7.4E-06
Nickel	7440-02-0	1.3E-08	2.9E-08	2.7E-06	0.014	1.9E-04	1.9E-07	0.062	3.1E-06	3.1E-06	0.062	5.0E-05	8.8E-05	0.20	4.4E-04
Phosphorus	504	1.6E-07	3.4E-07	3.2E-05	--	(5)	2.3E-06	--	(5)	3.7E-05	--	(5)	1.0E-03	--	(5)
Zinc	7440-66-6	9.8E-08	2.1E-07	2.0E-05	--	(5)	1.4E-06	--	(5)	2.3E-05	--	(5)	6.5E-04	--	(5)
Fluorides	239	1.1E-06	2.4E-06	2.3E-04	2.30	9.9E-05	1.6E-05	20.0	8.2E-07	2.6E-04	20.0	1.3E-05	7.5E-03	240	3.1E-05
Silica, Crystalline	7631-86-9	2.6E-07	5.5E-07	5.2E-05	3.00	1.7E-05	3.7E-06	13.0	2.8E-07	6.0E-05	13.0	4.6E-06	1.7E-03	--	(5)
SSF14															
Cumulative TEU Risk				--	--	7.2E-05	--	--	1.7E-05	--	--	1.4E-05	--	--	1.7E-04
Dispersion Factor (µg/m3/[g/s])				31.7			37.4			30.0			362		
Antimony	7440-36-0	1.4E-08	3.0E-08	4.3E-07	0.30	1.4E-06	5.1E-07	1.30	3.9E-07	4.1E-07	1.30	3.1E-07	1.1E-05	1.00	1.1E-05
Barium	7440-39-3	9.1E-09	2.0E-08	2.9E-07	--	(5)	3.4E-07	--	(5)	2.7E-07	--	(5)	7.1E-06	--	(5)
Cadmium	7440-43-9	2.5E-09	5.4E-09	8.0E-08	5.0E-03	1.6E-05	9.4E-08	0.037	2.5E-06	7.5E-08	0.037	2.0E-06	2.0E-06	0.030	6.6E-05
Chromium (total)	7440-47-3	2.9E-09	6.3E-09	9.3E-08	--	(5)	1.1E-07	--	(5)	8.8E-08	--	(5)	2.3E-06	--	(5)
Chromium VI	18540-29-9	2.9E-09	6.3E-09	9.3E-08	0.083	1.1E-06	1.1E-07	0.88	1.2E-07	8.8E-08	0.88	1.0E-07	2.3E-06	0.30	7.6E-06
Copper	7440-50-8	4.2E-08	9.0E-08	1.3E-06	--	(5)	1.6E-06	--	(5)	1.2E-06	--	(5)	3.3E-05	100	3.3E-07
Manganese	7439-96-5	9.5E-09	2.1E-08	3.0E-07	0.090	3.4E-06	3.6E-07	0.40	8.9E-07	2.9E-07	0.40	7.1E-07	7.5E-06	0.30	2.5E-05
Mercury	7439-97-6	4.8E-10	1.0E-09	1.5E-08	0.077	2.0E-07	1.8E-08	0.63	2.8E-08	1.4E-08	0.63	2.3E-08	3.7E-07	0.60	6.2E-07
Nickel	7440-02-0	1.6E-08	3.4E-08	5.0E-07	0.014	3.6E-05	5.9E-07	0.062	9.5E-06	4.7E-07	0.062	7.6E-06	1.2E-05	0.20	6.2E-05
Phosphorus	504	7.8E-08	1.7E-07	2.5E-06	--	(5)	2.9E-06	--	(5)	2.3E-06	--	(5)	6.1E-05	--	(5)
Zinc	7440-66-6	2.5E-07	5.4E-07	8.0E-06	--	(5)	9.4E-06	--	(5)	7.5E-06	--	(5)	2.0E-04	--	(5)
Fluorides	239	1.5E-07	3.3E-07	4.8E-06	2.30	2.1E-06	5.7E-06	20.0	2.8E-07	4.5E-06	20.0	2.3E-07	1.2E-04	240	4.9E-07
Silica, Crystalline	7631-86-9	1.2E-06	2.5E-06	3.6E-05	3.00	1.2E-05	4.3E-05	13.0	3.3E-06	3.4E-05	13.0	2.7E-06	9.0E-04	--	(5)

Table 6-10
Production Scenario 2—L3RA Results for Significant TEUs-Chronic and Acute Noncancer Assessments
Hollingsworth & Vose Fiber Company—Corvallis, OR

Toxic Air Contaminant	CAS	TAC Emission Rate (g/s)		Chronic Noncancer									Acute Noncancer		
		Annual ⁽¹⁾	Maximum Daily ⁽²⁾	Residential			Nonresidential Child			Nonresidential Worker			Calculated Conc. ^(a) (ug/m ³)	RBC ⁽³⁾ (ug/m ³)	Hazard Index ^(b)
				Calculated Conc. ^(a) (ug/m ³)	RBC ⁽³⁾ (ug/m ³)	Hazard Index ^(b)	Calculated Conc. ^(a) (ug/m ³)	RBC ⁽³⁾ (ug/m ³)	Hazard Index ^(b)	Calculated Conc. ^(a) (ug/m ³)	RBC ⁽³⁾ (ug/m ³)	Hazard Index ^(b)			
Exposure Location ⁽⁴⁾				1220			2			10103			10240		
Cumulative Facility-Wide Risk				0.2			<0.1			0.1			0.2		
SSF15															
Cumulative TEU Risk				--	--	7.3E-05	--	--	1.7E-05	--	--	1.4E-05	--	--	1.7E-04
Dispersion Factor (ug/m3/[g/s])				31.9			37.3			30.1			362		
Antimony	7440-36-0	1.4E-08	3.0E-08	4.4E-07	0.30	1.5E-06	5.1E-07	1.30	3.9E-07	4.1E-07	1.30	3.2E-07	1.1E-05	1.00	1.1E-05
Barium	7440-39-3	9.1E-09	2.0E-08	2.9E-07	--	(5)	3.4E-07	--	(5)	2.7E-07	--	(5)	7.1E-06	--	(5)
Cadmium	7440-43-9	2.5E-09	5.4E-09	8.1E-08	5.0E-03	1.6E-05	9.4E-08	0.037	2.5E-06	7.6E-08	0.037	2.0E-06	2.0E-06	0.030	6.6E-05
Chromium (total)	7440-47-3	2.9E-09	6.3E-09	9.4E-08	--	(5)	1.1E-07	--	(5)	8.8E-08	--	(5)	2.3E-06	--	(5)
Chromium VI	18540-29-9	2.9E-09	6.3E-09	9.4E-08	0.083	1.1E-06	1.1E-07	0.88	1.2E-07	8.8E-08	0.88	1.0E-07	2.3E-06	0.30	7.6E-06
Copper	7440-50-8	4.2E-08	9.0E-08	1.3E-06	--	(5)	1.6E-06	--	(5)	1.3E-06	--	(5)	3.3E-05	100	3.3E-07
Manganese	7439-96-5	9.5E-09	2.1E-08	3.0E-07	0.090	3.4E-06	3.6E-07	0.40	8.9E-07	2.9E-07	0.40	7.2E-07	7.4E-06	0.30	2.5E-05
Mercury	7439-97-6	4.8E-10	1.0E-09	1.5E-08	0.077	2.0E-07	1.8E-08	0.63	2.8E-08	1.4E-08	0.63	2.3E-08	3.7E-07	0.60	6.2E-07
Nickel	7440-02-0	1.6E-08	3.4E-08	5.0E-07	0.014	3.6E-05	5.9E-07	0.062	9.5E-06	4.7E-07	0.062	7.6E-06	1.2E-05	0.20	6.2E-05
Phosphorus	504	7.8E-08	1.7E-07	2.5E-06	--	(5)	2.9E-06	--	(5)	2.3E-06	--	(5)	6.1E-05	--	(5)
Zinc	7440-66-6	2.5E-07	5.4E-07	8.0E-06	--	(5)	9.4E-06	--	(5)	7.6E-06	--	(5)	2.0E-04	--	(5)
Fluorides	239	1.5E-07	3.3E-07	4.8E-06	2.30	2.1E-06	5.7E-06	20.0	2.8E-07	4.6E-06	20.0	2.3E-07	1.2E-04	240	4.9E-07
Silica, Crystalline	7631-86-9	1.2E-06	2.5E-06	3.7E-05	3.00	1.2E-05	4.3E-05	13.0	3.3E-06	3.5E-05	13.0	2.7E-06	9.0E-04	--	(5)
SSF13															
Cumulative TEU Risk				--	--	0.024	--	--	2.0E-04	--	--	3.4E-03	--	--	0.10
Dispersion Factor (ug/m3/[g/s])				222			14.3			243			2,777		
Antimony	7440-36-0	6.9E-08	1.5E-07	1.5E-05	0.30	5.1E-05	9.9E-07	1.30	7.6E-07	1.7E-05	1.30	1.3E-05	4.2E-04	1.00	4.2E-04
Barium	7440-39-3	4.8E-08	1.0E-07	1.1E-05	--	(5)	6.9E-07	--	(5)	1.2E-05	--	(5)	2.9E-04	--	(5)
Cadmium	7440-43-9	5.8E-08	1.2E-07	1.3E-05	5.0E-03	2.6E-03	8.3E-07	0.037	2.2E-05	1.4E-05	0.037	3.8E-04	3.5E-04	0.030	0.012
Chromium (total)	7440-47-3	2.5E-08	5.4E-08	5.5E-06	--	(5)	3.5E-07	--	(5)	6.0E-06	--	(5)	1.5E-04	--	(5)
Chromium VI	18540-29-9	2.5E-08	5.4E-08	5.5E-06	0.083	6.6E-05	3.5E-07	0.88	4.0E-07	6.0E-06	0.88	6.9E-06	1.5E-04	0.30	5.0E-04
Cobalt	7440-48-4	1.0E-08	2.3E-08	2.3E-06	0.10	2.3E-05	1.5E-07	0.44	3.4E-07	2.5E-06	0.44	5.8E-06	6.3E-05	--	(5)
Copper	7440-50-8	3.8E-07	8.1E-07	8.3E-05	--	(5)	5.4E-06	--	(5)	9.2E-05	--	(5)	2.3E-03	100	2.3E-05
Lead	7439-92-1	5.1E-07	1.1E-06	1.1E-04	0.15	7.6E-04	7.4E-06	0.66	1.1E-05	1.3E-04	0.66	1.9E-04	3.1E-03	0.15	0.021
Manganese	7439-96-5	1.4E-08	3.0E-08	3.0E-06	0.090	3.4E-05	2.0E-07	0.40	4.9E-07	3.3E-06	0.40	8.4E-06	8.2E-05	0.30	2.7E-04
Mercury	7439-97-6	7.0E-06	1.5E-05	1.6E-03	0.077	0.020	1.0E-04	0.63	1.6E-04	1.7E-03	0.63	2.7E-03	0.042	0.60	0.070
Phosphorus	504	1.5E-06	3.2E-06	3.3E-04	--	(5)	2.1E-05	--	(5)	3.7E-04	--	(5)	9.0E-03	--	(5)
Zinc	7440-66-6	7.9E-07	1.7E-06	1.7E-04	--	(5)	1.1E-05	--	(5)	1.9E-04	--	(5)	4.7E-03	--	(5)
Fluorides	239	2.7E-06	5.8E-06	6.0E-04	2.30	2.6E-04	3.9E-05	20.0	1.9E-06	6.5E-04	20.0	3.3E-05	0.016	240	6.7E-05
Silica, Crystalline	7631-86-9	2.3E-06	5.0E-06	5.1E-04	3.00	1.7E-04	3.3E-05	13.0	2.5E-06	5.6E-04	13.0	4.3E-05	0.014	--	(5)
SILO1															
Cumulative TEU Risk				--	--	1.5E-06	--	--	2.2E-08	--	--	3.0E-07	--	--	--
Dispersion Factor (ug/m3/[g/s])				29.9			1.94			26.5			193		
Silica, Crystalline	7631-86-9	1.5E-07	4.0E-07	4.4E-06	3.00	1.5E-06	2.9E-07	13.0	2.2E-08	3.9E-06	13.0	3.0E-07	7.7E-05	--	(5)
SILO2															
Cumulative TEU Risk				--	--	3.5E-08	--	--	4.9E-08	--	--	2.9E-08	--	--	--
Dispersion Factor (ug/m3/[g/s])				0.71			4.36			2.59			40.9		
Silica, Crystalline	7631-86-9	1.5E-07	4.0E-07	1.0E-07	3.00	3.5E-08	6.4E-07	13.0	4.9E-08	3.8E-07	13.0	2.9E-08	1.6E-05	--	(5)

Table 6-10
Production Scenario 2—L3RA Results for Significant TEUs-Chronic and Acute Noncancer Assessments
Hollingsworth & Vose Fiber Company—Corvallis, OR

Toxic Air Contaminant	CAS	TAC Emission Rate (g/s)		Chronic Noncancer									Acute Noncancer		
		Annual ⁽¹⁾	Maximum Daily ⁽²⁾	Residential			Nonresidential Child			Nonresidential Worker			Calculated Conc. ^(a) (ug/m ³)	RBC ⁽³⁾ (ug/m ³)	Hazard Index ^(b)
				Calculated Conc. ^(a) (ug/m ³)	RBC ⁽³⁾ (ug/m ³)	Hazard Index ^(b)	Calculated Conc. ^(a) (ug/m ³)	RBC ⁽³⁾ (ug/m ³)	Hazard Index ^(b)	Calculated Conc. ^(a) (ug/m ³)	RBC ⁽³⁾ (ug/m ³)	Hazard Index ^(b)			
Exposure Location ⁽⁴⁾				1220			2			10103			10240		
Cumulative Facility-Wide Risk				0.2			<0.1			0.1			0.2		
BBBH															
Cumulative TEU Risk				--	--	0.097	--	--	3.7E-03	--	--	0.084	--	--	3.1E-03
Dispersion Factor (ug/m3/[g/s])				31.1			5.18			118			454		
Aluminum	7429-90-5	2.9E-03	3.5E-03	0.090	5.00	0.018	0.015	22.0	6.8E-04	0.34	22.0	0.016	1.58	--	(5)
Barium	7440-39-3	7.5E-04	9.0E-04	0.023	--	(5)	3.9E-03	--	(5)	0.089	--	(5)	0.41	--	(5)
Cadmium	7440-43-9	4.9E-08	5.9E-08	1.5E-06	5.0E-03	3.0E-04	2.5E-07	0.037	6.8E-06	5.8E-06	0.037	1.6E-04	2.7E-05	0.030	8.9E-04
Lead	7439-92-1	4.9E-07	5.9E-07	1.5E-05	0.15	1.0E-04	2.5E-06	0.66	3.8E-06	5.8E-05	0.66	8.8E-05	2.7E-04	0.15	1.8E-03
Zinc Oxide	1314-13-2	4.8E-04	5.7E-04	0.015	--	(5)	2.5E-03	--	(5)	0.056	--	(5)	0.26	--	(5)
Fluorides	239	2.1E-04	2.5E-04	6.5E-03	2.30	2.8E-03	1.1E-03	20.0	5.4E-05	0.025	20.0	1.2E-03	0.11	240	4.7E-04
Silica, Crystalline	7631-86-9	7.3E-03	8.8E-03	0.23	3.00	0.076	0.038	13.0	2.9E-03	0.87	13.0	0.067	3.99	--	(5)
GPI_A															
Cumulative TEU Risk				--	--	3.1E-03	--	--	9.2E-05	--	--	2.0E-03	--	--	5.5E-05
Dispersion Factor (ug/m3/[g/s])				72.4			9.62			206			584		
Aluminum	7429-90-5	3.9E-05	4.7E-05	2.8E-03	5.00	5.7E-04	3.8E-04	22.0	1.7E-05	8.1E-03	22.0	3.7E-04	0.027	--	(5)
Barium	7440-39-3	1.0E-05	1.2E-05	7.4E-04	--	(5)	9.8E-05	--	(5)	2.1E-03	--	(5)	7.1E-03	--	(5)
Cadmium	7440-43-9	6.6E-10	7.9E-10	4.8E-08	5.0E-03	9.6E-06	6.4E-09	0.037	1.7E-07	1.4E-07	0.037	3.7E-06	4.6E-07	0.030	1.5E-05
Lead	7439-92-1	6.6E-09	7.9E-09	4.8E-07	0.15	3.2E-06	6.4E-08	0.66	9.6E-08	1.4E-06	0.66	2.1E-06	4.6E-06	0.15	3.1E-05
Zinc Oxide	1314-13-2	6.4E-06	7.7E-06	4.7E-04	--	(5)	6.2E-05	--	(5)	1.3E-03	--	(5)	4.5E-03	--	(5)
Fluorides	239	2.8E-06	3.4E-06	2.0E-04	2.30	8.8E-05	2.7E-05	20.0	1.4E-06	5.8E-04	20.0	2.9E-05	2.0E-03	240	8.2E-06
Glasswool Fibers	352	5.6E-03	5.6E-03	0.40	--	(5)	0.054	--	(5)	1.15	--	(5)	3.25	--	(5)
Silica, Crystalline	7631-86-9	9.9E-05	1.2E-04	7.2E-03	3.00	2.4E-03	9.5E-04	13.0	7.3E-05	0.020	13.0	1.6E-03	0.069	--	(5)
GPI_B															
Cumulative TEU Risk				--	--	3.1E-03	--	--	9.1E-05	--	--	1.7E-03	--	--	5.1E-05
Dispersion Factor (ug/m3/[g/s])				74.0			9.53			178			543		
Aluminum	7429-90-5	3.9E-05	4.7E-05	2.9E-03	5.00	5.8E-04	3.7E-04	22.0	1.7E-05	7.0E-03	22.0	3.2E-04	0.026	--	(5)
Barium	7440-39-3	1.0E-05	1.2E-05	7.5E-04	--	(5)	9.7E-05	--	(5)	1.8E-03	--	(5)	6.6E-03	--	(5)
Cadmium	7440-43-9	6.6E-10	7.9E-10	4.9E-08	5.0E-03	9.8E-06	6.3E-09	0.037	1.7E-07	1.2E-07	0.037	3.2E-06	4.3E-07	0.030	1.4E-05
Lead	7439-92-1	6.6E-09	7.9E-09	4.9E-07	0.15	3.3E-06	6.3E-08	0.66	9.5E-08	1.2E-06	0.66	1.8E-06	4.3E-06	0.15	2.9E-05
Zinc Oxide	1314-13-2	6.4E-06	7.7E-06	4.8E-04	--	(5)	6.1E-05	--	(5)	1.1E-03	--	(5)	4.2E-03	--	(5)
Fluorides	239	2.8E-06	3.4E-06	2.1E-04	2.30	9.0E-05	2.7E-05	20.0	1.3E-06	5.0E-04	20.0	2.5E-05	1.8E-03	240	7.6E-06
Glasswool Fibers	352	5.6E-03	5.6E-03	0.41	--	(5)	0.053	--	(5)	0.99	--	(5)	3.03	--	(5)
Silica, Crystalline	7631-86-9	9.9E-05	1.2E-04	7.3E-03	3.00	2.4E-03	9.4E-04	13.0	7.3E-05	0.018	13.0	1.4E-03	0.064	--	(5)
BHBH															
Cumulative TEU Risk				--	--	7.6E-06	--	--	2.4E-07	--	--	1.0E-05	--	--	2.7E-06
Dispersion Factor (ug/m3/[g/s])				89.7			12.4			531			565		
Aluminum	7429-90-5	7.9E-08	2.4E-06	7.1E-06	5.00	1.4E-06	9.7E-07	22.0	4.4E-08	4.2E-05	22.0	1.9E-06	1.4E-03	--	(5)
Barium	7440-39-3	2.0E-08	6.2E-07	1.8E-06	--	(5)	2.5E-07	--	(5)	1.1E-05	--	(5)	3.5E-04	--	(5)
Cadmium	7440-43-9	1.3E-12	4.0E-11	1.2E-10	5.0E-03	2.4E-08	1.6E-11	0.037	4.4E-10	7.0E-10	0.037	1.9E-08	2.3E-08	0.030	7.5E-07
Lead	7439-92-1	1.3E-11	4.0E-10	1.2E-09	0.15	7.8E-09	1.6E-10	0.66	2.5E-10	7.0E-09	0.66	1.1E-08	2.3E-07	0.15	1.5E-06
Zinc Oxide	1314-13-2	1.3E-08	3.9E-07	1.1E-06	--	(5)	1.6E-07	--	(5)	6.8E-06	--	(5)	2.2E-04	--	(5)
Fluorides	239	5.6E-09	1.7E-07	5.0E-07	2.30	2.2E-07	6.9E-08	20.0	3.5E-09	3.0E-06	20.0	1.5E-07	9.7E-05	240	4.0E-07
Silica, Crystalline	7631-86-9	2.0E-07	6.0E-06	1.8E-05	3.00	5.9E-06	2.4E-06	13.0	1.9E-07	1.1E-04	13.0	8.1E-06	3.4E-03	--	(5)

Table 6-10
Production Scenario 2—L3RA Results for Significant TEUs-Chronic and Acute Noncancer Assessments
Hollingsworth & Vose Fiber Company—Corvallis, OR

Toxic Air Contaminant	CAS	TAC Emission Rate (g/s)		Chronic Noncancer									Acute Noncancer		
		Annual ⁽¹⁾	Maximum Daily ⁽²⁾	Residential			Nonresidential Child			Nonresidential Worker			Calculated Conc. ^(a) (ug/m ³)	RBC ⁽³⁾ (ug/m ³)	Hazard Index ^(b)
				Calculated Conc. ^(a) (ug/m ³)	RBC ⁽³⁾ (ug/m ³)	Hazard Index ^(b)	Calculated Conc. ^(a) (ug/m ³)	RBC ⁽³⁾ (ug/m ³)	Hazard Index ^(b)	Calculated Conc. ^(a) (ug/m ³)	RBC ⁽³⁾ (ug/m ³)	Hazard Index ^(b)			
Exposure Location ⁽⁴⁾				1220			2			10103			10240		
Cumulative Facility-Wide Risk				0.2			<0.1			0.1			0.2		
CT1_2															
Cumulative TEU Risk				--	--	3.8E-04	--	--	3.0E-05	--	--	1.9E-04	--	--	7.6E-05
Dispersion Factor (µg/m3/[g/s])				16.8			5.91			37.5			449		
Phosphoric Acid	7664-38-2	2.0E-05	2.0E-05	3.4E-04	10.0	3.4E-05	1.2E-04	44.0	2.7E-06	7.7E-04	44.0	1.7E-05	9.2E-03	--	(5)
Sulfuric Acid	7664-93-9	2.0E-05	2.0E-05	3.4E-04	1.00	3.4E-04	1.2E-04	4.40	2.7E-05	7.7E-04	4.40	1.7E-04	9.2E-03	120	7.6E-05
CT3A															
Cumulative TEU Risk				--	--	1.8E-04	--	--	1.2E-05	--	--	1.1E-04	--	--	3.0E-05
Dispersion Factor (µg/m3/[g/s])				14.5			4.09			38.5			316		
Phosphoric Acid	7664-38-2	1.1E-05	1.1E-05	1.6E-04	10.0	1.6E-05	4.6E-05	44.0	1.1E-06	4.4E-04	44.0	9.9E-06	3.6E-03	--	(5)
Sulfuric Acid	7664-93-9	1.1E-05	1.1E-05	1.6E-04	1.00	1.6E-04	4.6E-05	4.40	1.1E-05	4.4E-04	4.40	9.9E-05	3.6E-03	120	3.0E-05
CT3B															
Cumulative TEU Risk				--	--	1.8E-04	--	--	1.2E-05	--	--	1.0E-04	--	--	1.8E-05
Dispersion Factor (µg/m3/[g/s])				14.7			4.09			36.6			192		
Phosphoric Acid	7664-38-2	1.1E-05	1.1E-05	1.7E-04	10.0	1.7E-05	4.6E-05	44.0	1.1E-06	4.2E-04	44.0	9.4E-06	2.2E-03	--	(5)
Sulfuric Acid	7664-93-9	1.1E-05	1.1E-05	1.7E-04	1.00	1.7E-04	4.6E-05	4.40	1.1E-05	4.2E-04	4.40	9.4E-05	2.2E-03	120	1.8E-05
CT4															
Cumulative TEU Risk				--	--	4.9E-05	--	--	4.8E-05	--	--	3.7E-05	--	--	1.7E-05
Dispersion Factor (µg/m3/[g/s])				2.47			10.5			8.15			115		
Phosphoric Acid	7664-38-2	1.8E-05	1.8E-05	4.5E-05	10.0	4.5E-06	1.9E-04	44.0	4.3E-06	1.5E-04	44.0	3.4E-06	2.1E-03	--	(5)
Sulfuric Acid	7664-93-9	1.8E-05	1.8E-05	4.5E-05	1.00	4.5E-05	1.9E-04	4.40	4.3E-05	1.5E-04	4.40	3.4E-05	2.1E-03	120	1.7E-05
PAINT															
Cumulative TEU Risk				--	--	0.020	--	--	3.4E-04	--	--	0.032	--	--	4.7E-04
Dispersion Factor (µg/m3/[g/s])				191			13.9			1,298			2,161		
Barium	7440-39-3	2.1E-04	3.7E-04	0.040	--	(5)	2.9E-03	--	(5)	0.28	--	(5)	0.79	--	(5)
Cobalt	7440-48-4	1.0E-05	1.2E-05	1.9E-03	0.10	0.019	1.4E-04	0.44	3.2E-04	0.013	0.44	0.030	0.026	--	(5)
Acetone	67-64-1	3.5E-03	5.7E-03	0.67	31,000	2.2E-05	0.049	140,000	3.5E-07	4.58	140,000	3.3E-05	12.3	62,000	2.0E-04
Ethylbenzene	100-41-4	1.5E-04	2.8E-04	0.028	260	1.1E-04	2.1E-03	1,100	1.9E-06	0.19	1,100	1.7E-04	0.60	22,000	2.7E-05
1,2,4-Trimethylbenzene	95-63-6	1.9E-04	2.2E-04	0.036	60.0	6.0E-04	2.6E-03	260	1.0E-05	0.24	260	9.4E-04	0.48	--	(5)
Xylenes (mixed isomers)	1330-20-7	6.1E-04	9.8E-04	0.12	220	5.2E-04	8.4E-03	970	8.7E-06	0.79	970	8.1E-04	2.13	8,700	2.4E-04

Table 6-10
Production Scenario 2—L3RA Results for Significant TEUs-Chronic and Acute Noncancer Assessments
Hollingsworth & Vose Fiber Company—Corvallis, OR

Toxic Air Contaminant	CAS	TAC Emission Rate (g/s)		Chronic Noncancer									Acute Noncancer		
		Annual ⁽¹⁾	Maximum Daily ⁽²⁾	Residential			Nonresidential Child			Nonresidential Worker			Calculated Conc. ^(a) (ug/m ³)	RBC ⁽³⁾ (ug/m ³)	Hazard Index ^(b)
				Calculated Conc. ^(a) (ug/m ³)	RBC ⁽³⁾ (ug/m ³)	Hazard Index ^(b)	Calculated Conc. ^(a) (ug/m ³)	RBC ⁽³⁾ (ug/m ³)	Hazard Index ^(b)	Calculated Conc. ^(a) (ug/m ³)	RBC ⁽³⁾ (ug/m ³)	Hazard Index ^(b)			
Exposure Location ⁽⁴⁾				1220			2			10103			10240		
Cumulative Facility-Wide Risk				0.2			<0.1			0.1			0.2		
EGEN1															
Cumulative TEU Risk				--	--	6.3E-03	--	--	4.7E-05	--	--	1.4E-03	--	--	2.6E-03
Dispersion Factor (ug/m3/[g/s])				10.8			0.57			16.8			48.5		
Arsenic	7440-38-2	5.4E-08	3.9E-07	5.8E-07	1.7E-04	3.4E-03	3.1E-08	2.4E-03	1.3E-05	9.1E-07	2.4E-03	3.8E-04	1.9E-05	0.20	9.5E-05
Cadmium	7440-43-9	5.0E-08	3.7E-07	5.5E-07	5.0E-03	1.1E-04	2.9E-08	0.037	7.8E-07	8.5E-07	0.037	2.3E-05	1.8E-05	0.030	6.0E-04
Chromium VI	18540-29-9	3.4E-09	2.5E-08	3.6E-08	0.083	4.4E-07	1.9E-09	0.88	2.2E-09	5.7E-08	0.88	6.4E-08	1.2E-06	0.30	4.0E-06
Copper	7440-50-8	1.4E-07	1.0E-06	1.5E-06	--	(5)	7.9E-08	--	(5)	2.3E-06	--	(5)	4.9E-05	100	4.9E-07
Lead	7439-92-1	2.8E-07	2.0E-06	3.0E-06	0.15	2.0E-05	1.6E-07	0.66	2.4E-07	4.7E-06	0.66	7.1E-06	9.9E-05	0.15	6.6E-04
Manganese	7439-96-5	1.0E-07	7.6E-07	1.1E-06	0.090	1.3E-05	6.0E-08	0.40	1.5E-07	1.8E-06	0.40	4.4E-06	3.7E-05	0.30	1.2E-04
Mercury	7439-97-6	6.7E-08	4.9E-07	7.3E-07	0.077	9.4E-06	3.9E-08	0.63	6.1E-08	1.1E-06	0.63	1.8E-06	2.4E-05	0.60	4.0E-05
Nickel	7440-02-0	1.3E-07	9.6E-07	1.4E-06	0.014	1.0E-04	7.5E-08	0.062	1.2E-06	2.2E-06	0.062	3.6E-05	4.6E-05	0.20	2.3E-04
Selenium	7782-49-2	7.4E-08	5.4E-07	8.0E-07	--	(5)	4.2E-08	--	(5)	1.2E-06	--	(5)	2.6E-05	2.00	1.3E-05
Ammonia	7664-41-7	2.7E-05	2.0E-04	2.9E-04	500	5.8E-07	1.5E-05	2,200	7.0E-09	4.5E-04	2,200	2.1E-07	9.5E-03	1,200	7.9E-06
Hydrochloric Acid	7647-01-0	6.3E-06	4.6E-05	6.8E-05	20.0	3.4E-06	3.6E-06	88.0	4.1E-08	1.1E-04	88.0	1.2E-06	2.2E-03	2,100	1.1E-06
Acetaldehyde	75-07-0	2.6E-05	1.9E-04	2.8E-04	140	2.0E-06	1.5E-05	620	2.4E-08	4.4E-04	620	7.2E-07	9.3E-03	470	2.0E-05
Acrolein	107-02-8	1.1E-06	8.3E-06	1.2E-05	0.35	3.5E-05	6.5E-07	1.50	4.4E-07	1.9E-05	1.50	1.3E-05	4.0E-04	6.90	5.9E-05
Benzene	71-43-2	6.3E-06	4.6E-05	6.8E-05	3.00	2.3E-05	3.6E-06	13.0	2.8E-07	1.1E-04	13.0	8.1E-06	2.2E-03	29.0	7.7E-05
1,3-Butadiene	106-99-0	7.3E-06	5.3E-05	7.9E-05	2.00	4.0E-05	4.2E-06	8.80	4.8E-07	1.2E-04	8.80	1.4E-05	2.6E-03	660	3.9E-06
Ethylbenzene	100-41-4	3.7E-07	2.7E-06	4.0E-06	260	1.5E-08	2.1E-07	1,100	1.9E-10	6.2E-06	1,100	5.6E-09	1.3E-04	22,000	5.9E-09
Formaldehyde	50-00-0	5.8E-05	4.2E-04	6.3E-04	9.00	7.0E-05	3.3E-05	40.0	8.3E-07	9.8E-04	40.0	2.4E-05	0.021	49.0	4.2E-04
Hexane	110-54-3	9.1E-07	6.6E-06	9.8E-06	700	1.4E-08	5.2E-07	3,100	1.7E-10	1.5E-05	3,100	4.9E-09	3.2E-04	--	(5)
Toluene	108-88-3	3.5E-06	2.6E-05	3.8E-05	5,000	7.7E-09	2.0E-06	22,000	9.2E-11	6.0E-05	22,000	2.7E-09	1.3E-03	7,500	1.7E-07
Xylenes (mixed isomers)	1330-20-7	1.4E-06	1.0E-05	1.5E-05	220	7.0E-08	8.2E-07	970	8.4E-10	2.4E-05	970	2.5E-08	5.0E-04	8,700	5.8E-08
PAHs	401	1.2E-06	8.9E-06	1.3E-05	--	(5)	7.0E-07	--	(5)	2.1E-05	--	(5)	4.3E-04	--	(5)
Benzo[a]pyrene	50-32-8	1.2E-09	8.8E-09	1.3E-08	2.0E-03	6.5E-06	6.9E-10	8.8E-03	7.8E-08	2.0E-08	8.8E-03	2.3E-06	4.3E-07	2.0E-03	2.1E-04
Naphthalene	91-20-3	6.6E-07	4.8E-06	7.2E-06	3.70	1.9E-06	3.8E-07	16.0	2.4E-08	1.1E-05	16.0	7.0E-07	2.3E-04	200	1.2E-06
DPM	200	1.1E-03	8.2E-03	0.012	5.00	2.4E-03	6.5E-04	22.0	2.9E-05	0.019	22.0	8.6E-04	0.40	--	(5)

Table 6-10
Production Scenario 2—L3RA Results for Significant TEUs-Chronic and Acute Noncancer Assessments
Hollingsworth & Vose Fiber Company—Corvallis, OR

Toxic Air Contaminant	CAS	TAC Emission Rate (g/s)		Chronic Noncancer									Acute Noncancer		
		Annual ⁽¹⁾	Maximum Daily ⁽²⁾	Residential			Nonresidential Child			Nonresidential Worker			Calculated Conc. ^(a) (ug/m ³)	RBC ⁽³⁾ (ug/m ³)	Hazard Index ^(b)
				Calculated Conc. ^(a) (ug/m ³)	RBC ⁽³⁾ (ug/m ³)	Hazard Index ^(b)	Calculated Conc. ^(a) (ug/m ³)	RBC ⁽³⁾ (ug/m ³)	Hazard Index ^(b)	Calculated Conc. ^(a) (ug/m ³)	RBC ⁽³⁾ (ug/m ³)	Hazard Index ^(b)			
Exposure Location ⁽⁴⁾				1220			2			10103			10240		
Cumulative Facility-Wide Risk				0.2			<0.1			0.1			0.2		
EGEN2															
Cumulative TEU Risk				--	--	6.4E-03	--	--	1.7E-04	--	--	1.9E-03	--	--	7.0E-03
Dispersion Factor (µg/m³/g/s)				15.5			2.96			33.1			188		
Arsenic	7440-38-2	3.8E-08	2.8E-07	5.9E-07	1.7E-04	3.5E-03	1.1E-07	2.4E-03	4.7E-05	1.3E-06	2.4E-03	5.2E-04	5.2E-05	0.20	2.6E-04
Cadmium	7440-43-9	3.6E-08	2.6E-07	5.5E-07	5.0E-03	1.1E-04	1.1E-07	0.037	2.8E-06	1.2E-06	0.037	3.2E-05	4.9E-05	0.030	1.6E-03
Chromium VI	18540-29-9	2.4E-09	1.7E-08	3.7E-08	0.083	4.4E-07	7.0E-09	0.88	8.0E-09	7.9E-08	0.88	8.9E-08	3.3E-06	0.30	1.1E-05
Copper	7440-50-8	9.7E-08	7.1E-07	1.5E-06	--	(5)	2.9E-07	--	(5)	3.2E-06	--	(5)	1.3E-04	100	1.3E-06
Lead	7439-92-1	2.0E-07	1.4E-06	3.1E-06	0.15	2.0E-05	5.8E-07	0.66	8.8E-07	6.5E-06	0.66	9.9E-06	2.7E-04	0.15	1.8E-03
Manganese	7439-96-5	7.4E-08	5.4E-07	1.1E-06	0.090	1.3E-05	2.2E-07	0.40	5.4E-07	2.4E-06	0.40	6.1E-06	1.0E-04	0.30	3.4E-04
Mercury	7439-97-6	4.7E-08	3.5E-07	7.4E-07	0.077	9.6E-06	1.4E-07	0.63	2.2E-07	1.6E-06	0.63	2.5E-06	6.5E-05	0.60	1.1E-04
Nickel	7440-02-0	9.3E-08	6.8E-07	1.4E-06	0.014	1.0E-04	2.7E-07	0.062	4.4E-06	3.1E-06	0.062	4.9E-05	1.3E-04	0.20	6.4E-04
Selenium	7782-49-2	5.2E-08	3.8E-07	8.1E-07	--	(5)	1.5E-07	--	(5)	1.7E-06	--	(5)	7.2E-05	2.00	3.6E-05
Ammonia	7664-41-7	1.9E-05	1.4E-04	3.0E-04	500	5.9E-07	5.6E-05	2,200	2.6E-08	6.3E-04	2,200	2.9E-07	0.026	1,200	2.2E-05
Hydrochloric Acid	7647-01-0	4.4E-06	3.2E-05	6.9E-05	20.0	3.4E-06	1.3E-05	88.0	1.5E-07	1.5E-04	88.0	1.7E-06	6.1E-03	2,100	2.9E-06
Acetaldehyde	75-07-0	1.9E-05	1.4E-04	2.9E-04	140	2.1E-06	5.5E-05	620	8.9E-08	6.2E-04	620	9.9E-07	0.026	470	5.4E-05
Acrolein	107-02-8	8.0E-07	5.9E-06	1.3E-05	0.35	3.6E-05	2.4E-06	1.50	1.6E-06	2.7E-05	1.50	1.8E-05	1.1E-03	6.90	1.6E-04
Benzene	71-43-2	4.4E-06	3.2E-05	6.9E-05	3.00	2.3E-05	1.3E-05	13.0	1.0E-06	1.5E-04	13.0	1.1E-05	6.1E-03	29.0	2.1E-04
1,3-Butadiene	106-99-0	5.2E-06	3.8E-05	8.0E-05	2.00	4.0E-05	1.5E-05	8.80	1.7E-06	1.7E-04	8.80	1.9E-05	7.1E-03	660	1.1E-05
Ethylbenzene	100-41-4	2.6E-07	1.9E-06	4.0E-06	260	1.5E-08	7.7E-07	1,100	7.0E-10	8.6E-06	1,100	7.8E-09	3.6E-04	22,000	1.6E-08
Formaldehyde	50-00-0	4.1E-05	3.0E-04	6.4E-04	9.00	7.1E-05	1.2E-04	40.0	3.0E-06	1.4E-03	40.0	3.4E-05	0.056	49.0	1.1E-03
Hexane	110-54-3	6.4E-07	4.7E-06	9.9E-06	700	1.4E-08	1.9E-06	3,100	6.1E-10	2.1E-05	3,100	6.8E-09	8.8E-04	--	(5)
Toluene	108-88-3	2.5E-06	1.8E-05	3.9E-05	5,000	7.8E-09	7.4E-06	22,000	3.4E-10	8.3E-05	22,000	3.8E-09	3.4E-03	7,500	4.6E-07
Xylenes (mixed isomers)	1330-20-7	1.0E-06	7.3E-06	1.6E-05	220	7.1E-08	3.0E-06	970	3.1E-09	3.3E-05	970	3.4E-08	1.4E-03	8,700	1.6E-07
PAHs	401	8.6E-07	6.3E-06	1.3E-05	--	(5)	2.5E-06	--	(5)	2.8E-05	--	(5)	1.2E-03	--	(5)
Benzo[a]pyrene	50-32-8	8.5E-10	6.2E-09	1.3E-08	2.0E-03	6.6E-06	2.5E-09	8.8E-03	2.9E-07	2.8E-08	8.8E-03	3.2E-06	1.2E-06	2.0E-03	5.8E-04
Naphthalene	91-20-3	4.7E-07	3.4E-06	7.3E-06	3.70	2.0E-06	1.4E-06	16.0	8.7E-08	1.5E-05	16.0	9.7E-07	6.4E-04	200	3.2E-06
DPM	200	8.0E-04	5.8E-03	0.012	5.00	2.5E-03	2.4E-03	22.0	1.1E-04	0.026	22.0	1.2E-03	1.09	--	(5)

Notes

g = gram; m³ = cubic meter; RBC = risk-based concentration; s = second; TEU = toxic emission unit; TAC - toxic air contaminant; ug = micrograms.

^(a) Calculated concentration (µg/m³) = (dispersion factor [(µg/m³)/(g/s)]) x (TAC emission rate per TEU [g/s])

^(b) Risk (chances-in-1,000,000) = (calculated concentration [µg/m³]) / (risk-based concentration [µg/m³])

References

⁽¹⁾ See Table 3-2, Annual TAC Emission Rates—Significant TEUs.

⁽²⁾ See Table 3-4, Daily TAC Emission Rates—Significant TEUs.

⁽³⁾ Oregon Administrative Rule 340-245-8010, Table 2.

⁽⁴⁾ See Table 6-7, Maximum Predicted Risk Exposure Location Per TEU.

⁽⁵⁾ TAC does not have an established RBC for this exposure category per Oregon Administrative Rule 340-245-8010 Table 2.

© 2024 Maul Foster & Alongi, Inc. All Rights Reserved.

Table 6-11
List of TACs With No Published RBCs—Significant TEUs
Hollingsworth & Vose Fiber Company—Corvallis, OR

TAC	CAS/DEQ ID	RBC? ⁽¹⁾ (Yes/No)
Barium	7440-39-3	No
Glasswool Fibers	352	No
Molybdenum trioxide	1313-27-5	No
Phosphorus	504	No
Zinc	7440-66-6	No
Zinc Oxide	1314-13-2	No

Notes

RBC = risk-based concentration.

TAC = toxic air contaminant.

References

⁽¹⁾ Oregon Administrative Rule 340-245-8010 Table 2.

© 2024 Maul Foster & Alongi, Inc. All Rights Reserved.

Table 6-12
List of TACs With No Published RBCs—Gas Combustion TEUs
Hollingsworth & Vose Fiber Company—Corvallis, OR

TAC	CAS/DEQ ID	RBC? ⁽¹⁾ (Yes/No)
Barium	7440-39-3	No
Molybdenum trioxide	1313-27-5	No
Zinc	7440-66-6	No

Notes

RBC = risk-based concentration.

TAC = toxic air contaminant.

References

⁽¹⁾ Oregon Administrative Rule 340-245-8010 Table 2.

Appendix B



Figures



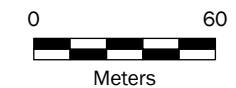
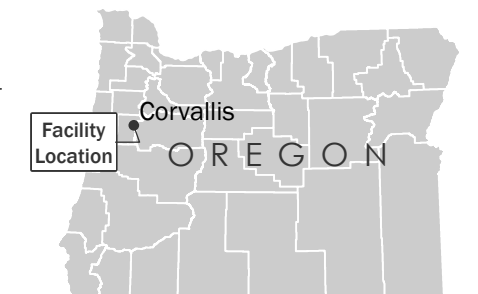
MAUL
FOSTER
ALONGI

Figure 2-1
Aerial Image of
the Facility
 Hollingsworth & Vose
 Fiber Company
 Corvallis, OR

Legend

-  Property Boundary
-  UTM Grid Guideline

Key Map



Data Source
 Aerial photograph obtained from Esri.

 **MAUL FOSTER ALONGI**
 p. 971 544 2139 | www.maulfooster.com



This product is for informational purposes and may not have been prepared for, or be suitable for, legal, engineering, or surveying purposes. Users of this information should review or consult the primary data and information sources to ascertain the usability of the information.
 © 2024 Maul Foster & Alongi, Inc.



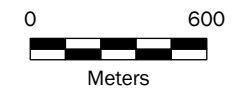
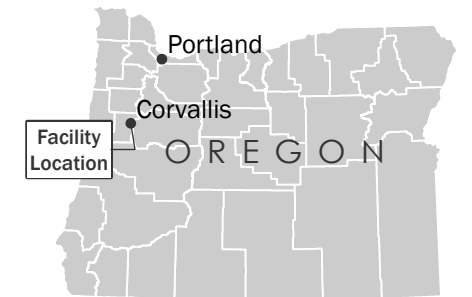
Figure 2-2 Local Topography

Hollingsworth & Vose
Fiber Company
Corvallis, OR

Legend

-  Property Boundary
-  UTM Grid Guideline

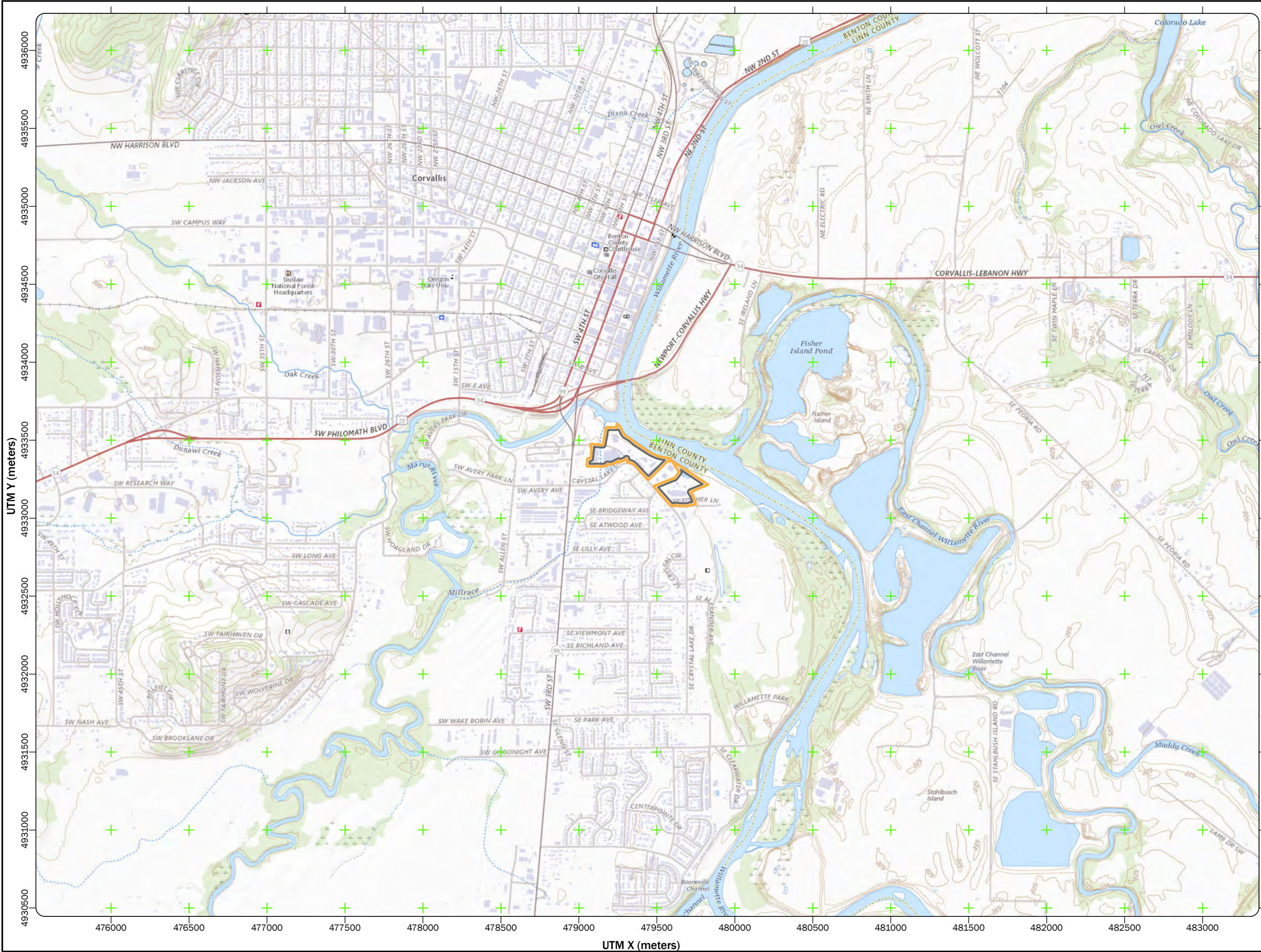
Key Map



Data Source
Aerial photograph from U.S. Department of Agriculture.

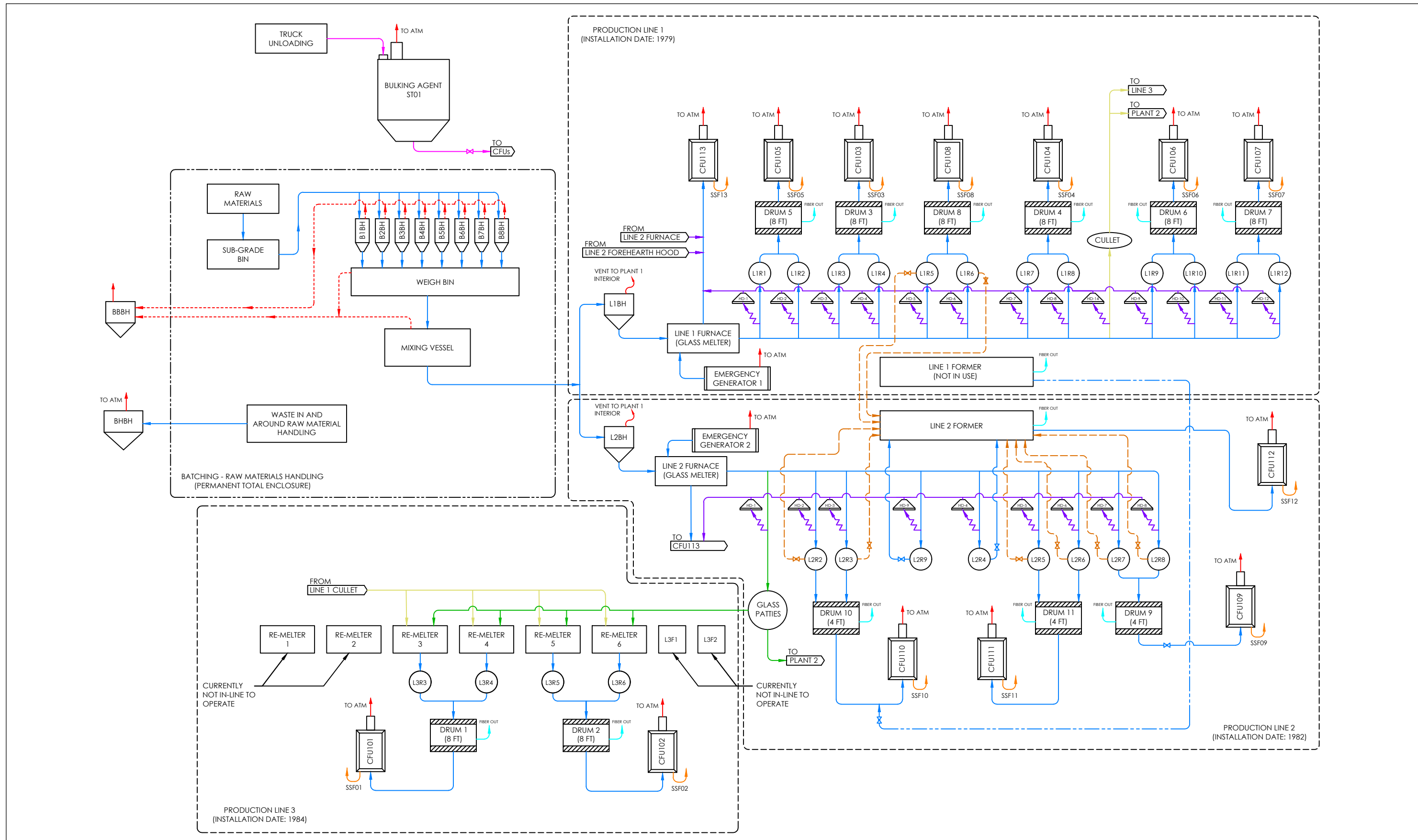


This product is for informational purposes and may not have been prepared for, or be suitable for legal, engineering, or surveying purposes. Users of this information should review or consult the primary data and information sources to ascertain the usability of the information.
© 2023 Maul Foster & Alongi, Inc.



UTM X (meters)

UTM Y (meters)



MAUL FOSTER ALONGI
 971.544.2139 (phone) | www.maulfoster.com

This figure prepared as supplemental visual information only and should not be used for construction purposes. Only plan sheets approved, stamped and signed by a registered professional engineer in the state of governing jurisdiction shall be used for construction. Additionally, only plans approved by the applicable governing jurisdiction(s) shall be used for final construction unless otherwise expressly noted in writing by the engineer of record.

LEGEND

	BULKING AGENT		GLASS PATTIES ROUTE		EMISSIONS (INTERNALLY VENTING)		EMISSIONS COLLECTED BY A HOOD
	MAIN FIBER MANUFACTURING ROUTE		ALTERNATIVE ROUTE		EMISSIONS TO ATMOSPHERE (VENT OR STACK)		ROTARY FIBERIZER
	MAIN FIBER MANUFACTURING ROUTE (NOT IN USE)		EMISSIONS		CFU DISCHARGE (THROUGH FABRIC FILTER ON SUPER SACK)		
			GLASS FIBER				

Figure 2-3
Process Flow Diagram - Glass Plant 1
 Hollingsworth & Vose Fiber Company
 Corvallis, OR

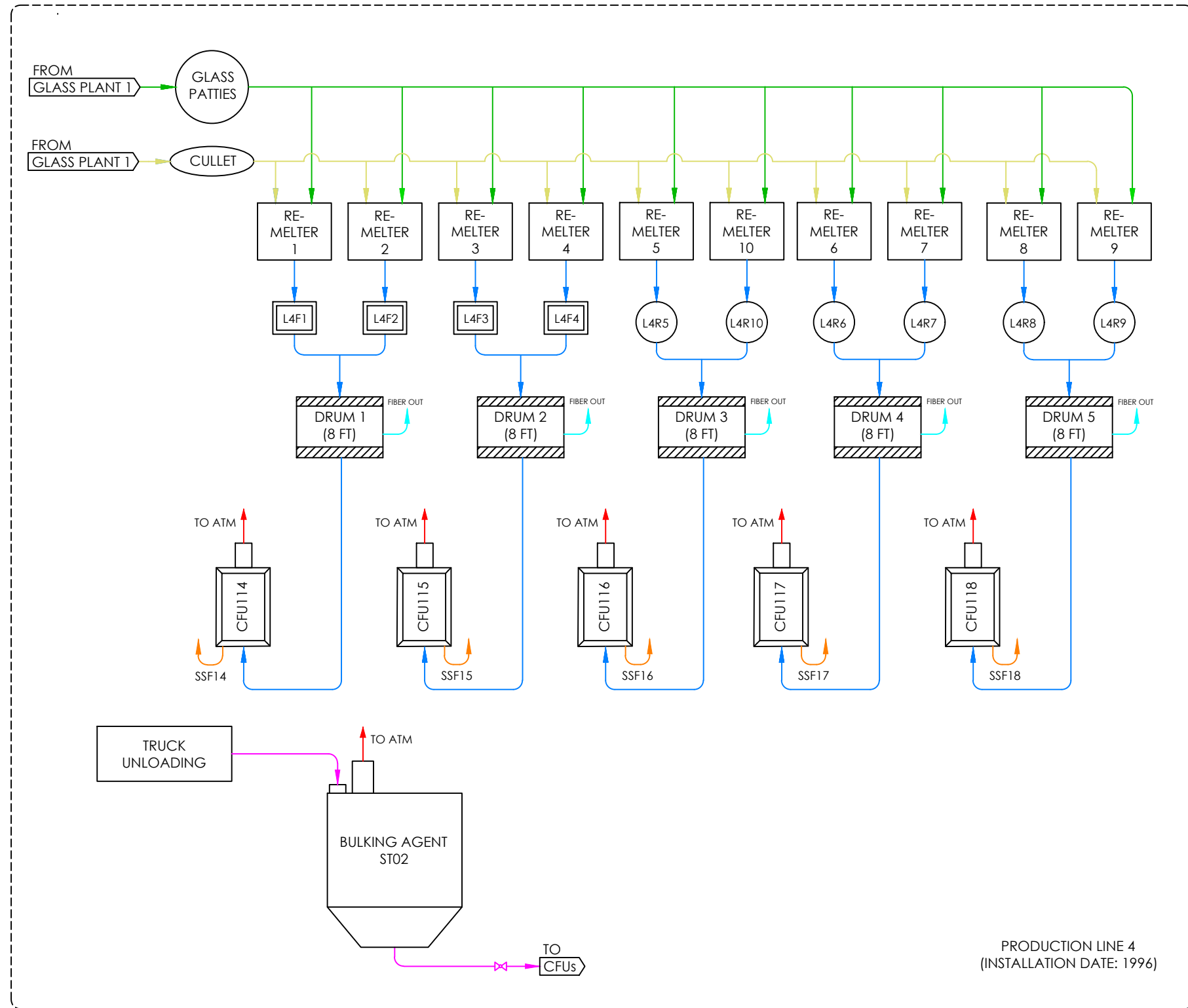
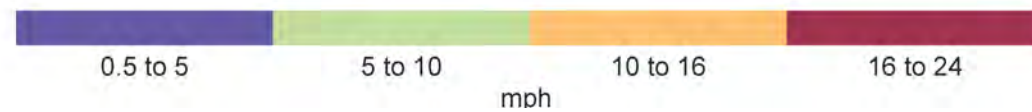
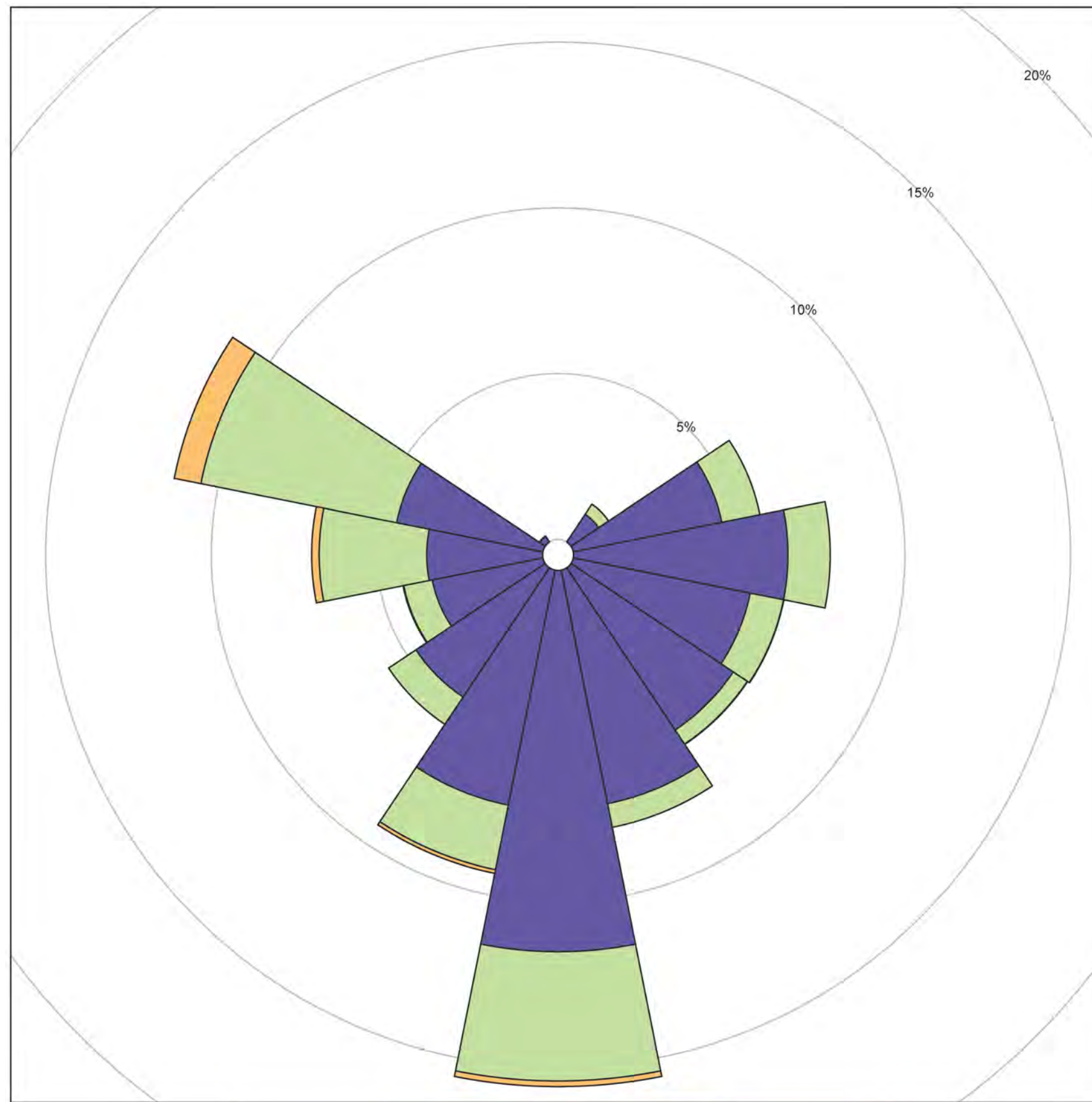
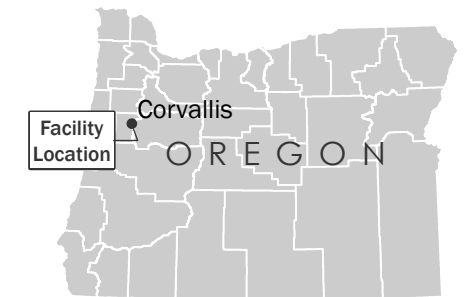


Figure 4-1
Wind Rose for
Corvallis, OR
 Hollingsworth & Vose
 Fiber Company
 Corvallis, OR

Key Map



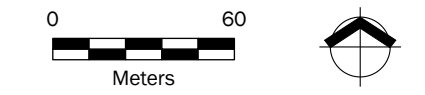
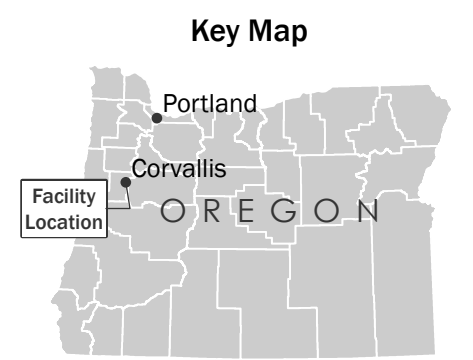
Notes
 Wind rose graphics depict the direction the wind is blowing from, the percentage of hours, and the wind speed.
 Meteorological data obtained from the DEQ-approved onsite monitoring tower that recorded data from January 1, 2017 through January 1, 2018. The 1-year onsite meteorological dataset was processed using the AERMET meteorological data preprocessor.
 mph = miles per hour.



Figure 4-2
Significant Toxic
Emission Unit Locations
 Hollingsworth & Vose
 Fiber Company
 Corvallis, OR



- Legend**
- Point Source Location
 - Volume Source Location Property
 - Boundary
 - + UTM Grid Guideline



Data Source
 Aerial photograph from U.S. Department of Agriculture.




MAULFOSTER ALONGI
 p. 971 544 2139 | www.maulfooster.com

This product is for informational purposes and may not have been prepared for, or be suitable for legal, engineering, or surveying purposes. Users of this information should review or consult the primary data and information sources to ascertain the usability of the information.
 © 2023 Maul Foster & Alongi, Inc.

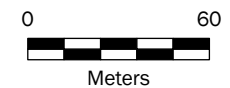
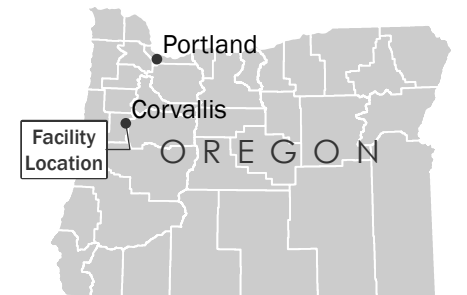
Figure 4-3 Gas Combustion Toxic Emission Unit Locations

Hollingsworth & Vose
Fiber Company
Corvallis, OR

Legend

-  Gas Combustion Toxic Emission Unit Location
-  Property Boundary
-  UTM Grid Guideline

Key Map



Data Source
Aerial photograph from U.S. Department of Agriculture.



This product is for informational purposes and may not have been prepared for, or be suitable for legal, engineering, or surveying purposes. Users of this information should review or consult the primary data and information sources to ascertain the usability of the information.
© 2023 Maul Foster & Alongi, Inc.



UTM Y (meters)
4933600
4933500
4933400
4933300
4933200
4933100




Pioneer Boat Basin
Milrace
SE Crystal Lake Dr
SE Vera Ave
SE Vera Way
SE Chester Ave
SE Fisch
Linn County
Benton County
Willamette River

479100 479200 479300 479400 479500 479600 479700 479800
UTM X (meters)

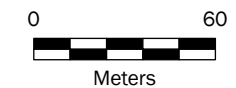
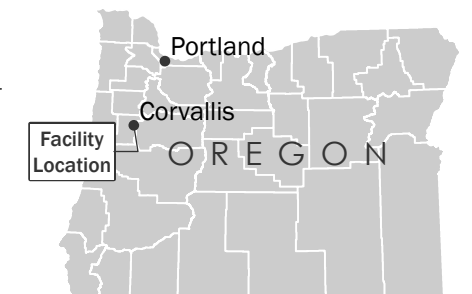
Figure 4-4 Downwash Structures

Hollingsworth & Vose
Fiber Company
Corvallis, OR

Legend

-  Buildings
-  Property Boundary
-  UTM Grid Guideline

Key Map



Data Source
Aerial photograph from U.S. Department of Agriculture.

 **MAUL FOSTER ALONGI**
p. 971 544 2139 | www.maulfooster.com

This product is for informational purposes and may not have been prepared for, or be suitable for legal, engineering, or surveying purposes. Users of this information should review or consult the primary data and information sources to ascertain the usability of the information.
© 2023 Maul Foster & Alongi, Inc.



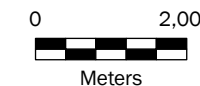
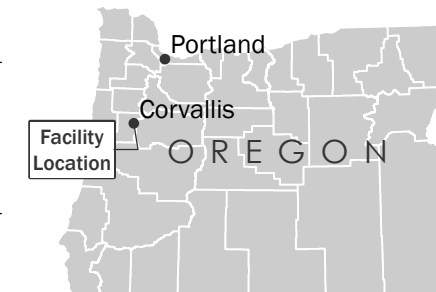
Figure 4-5 Receptor Locations

Hollingsworth & Vose
Fiber Company
Corvallis, OR

Legend

- Receptor in Right-of-Way
- Receptor
- ▭ Property Boundary
- ▭ Modeling Domain Extent
- + UTM Grid Guideline

Key Map



Data Source
Aerial photograph from U.S. Department of Agriculture.



This product is for informational purposes and may not have been prepared for, or be suitable for legal, engineering, or surveying purposes. Users of this information should review or consult the primary data and information sources to ascertain the usability of the information.
© 2023 Maul Foster & Alongi, Inc.

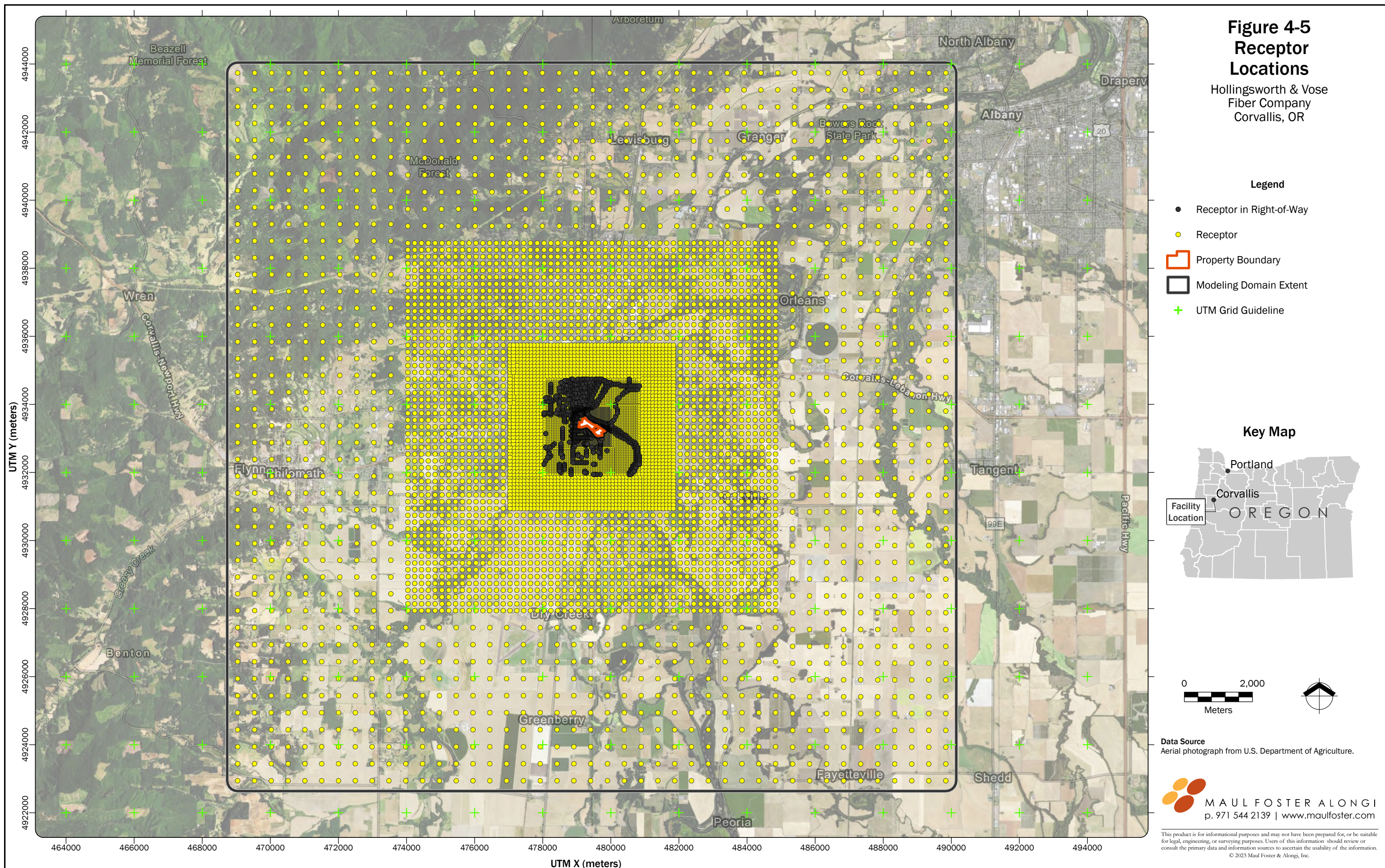
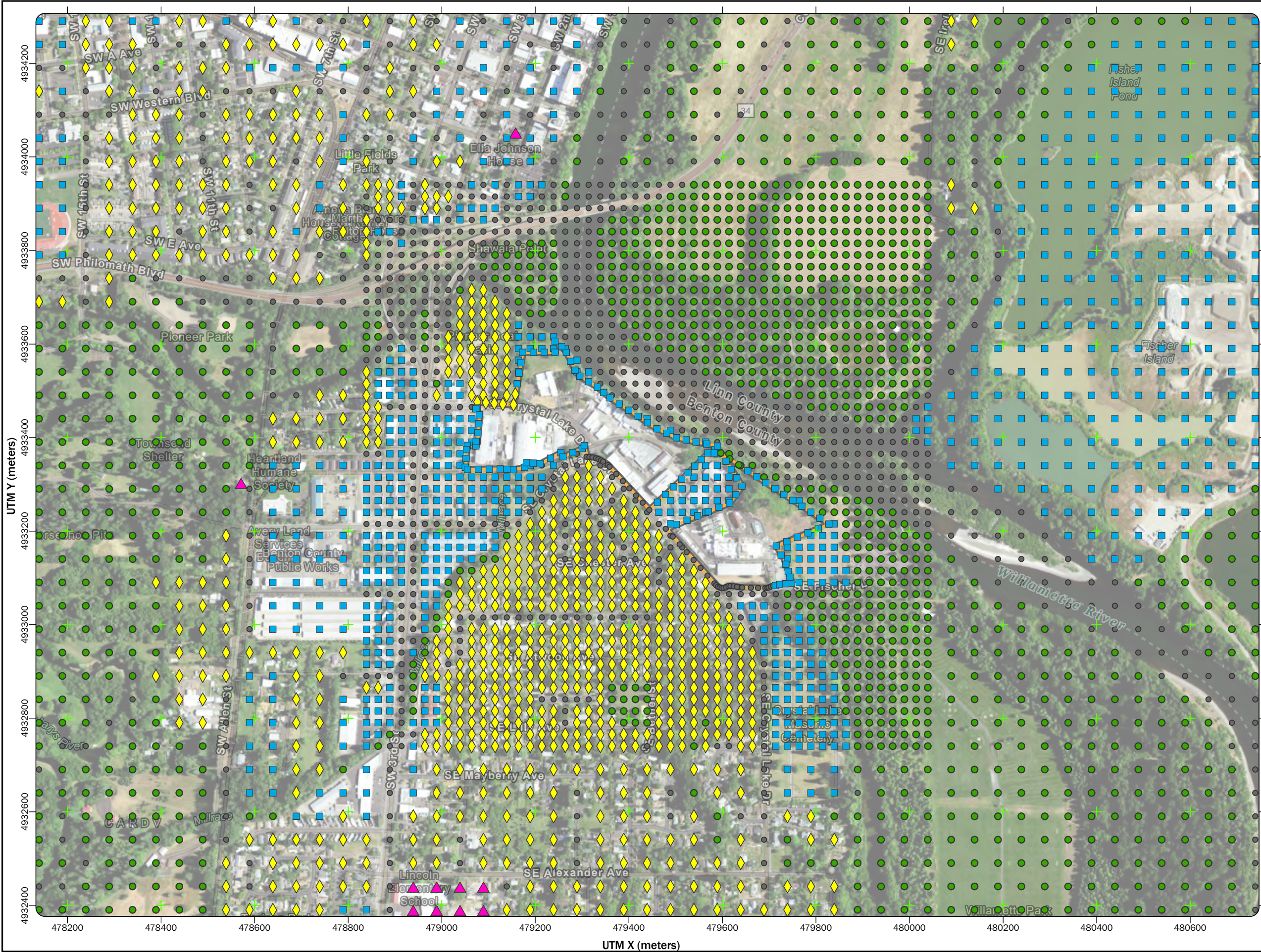









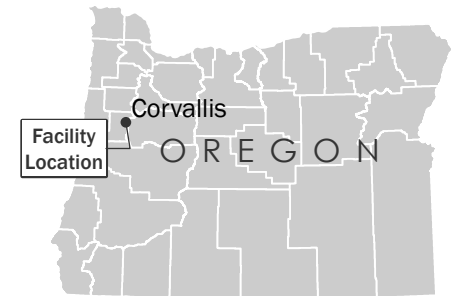
Figure 4-6
Receptor
Locations in the
Immediate Area
 Hollingsworth & Vose
 Fiber Company
 Corvallis, OR



Legend

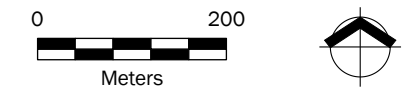
-  Property Boundary
-  UTM Grid Guideline
- Receptor**
- RBC Category*
-  Child
-  Residential
-  Worker
-  Acute Only
-  Risk Not Assessed

Key Map



Notes

Land use classifications were revised to reflect exposure categories in Oregon Administrative Rule 340-245-8010 Table 2 using locations of sensitive receptors (i.e., schools, hospitals, early learning providers) and current property use from county tax lot data. Tax lot data were used to identify rights-of-way.
 RBC = risk-based concentration.



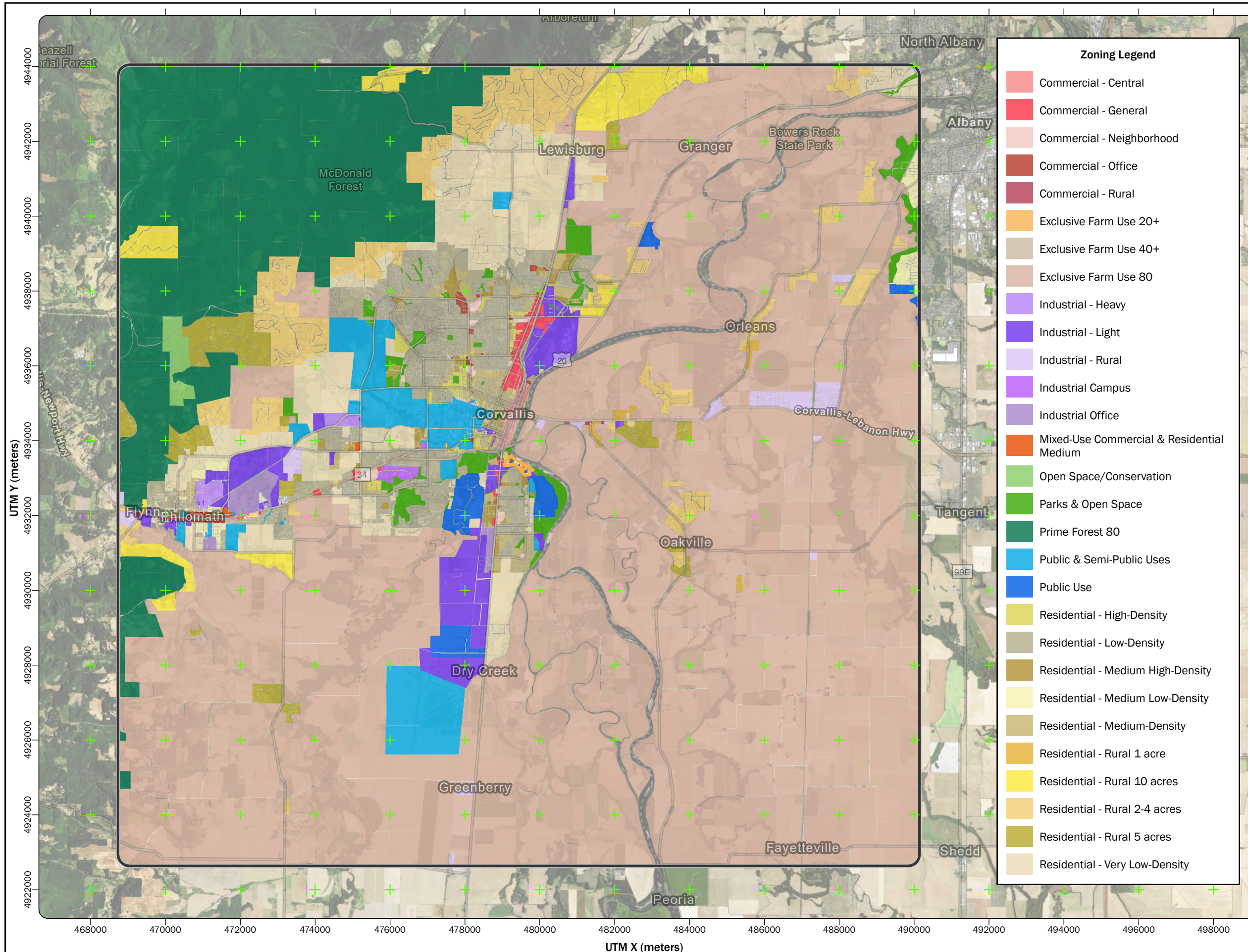
Data Source
 Aerial photograph from U.S. Department of Agriculture.



This product is for informational purposes and may not have been prepared for, or be suitable for, legal, engineering, or surveying purposes. Users of this information should review or consult the primary data and information sources to ascertain the usability of the information.
 © 2023 Maul Foster & Alongi, Inc.

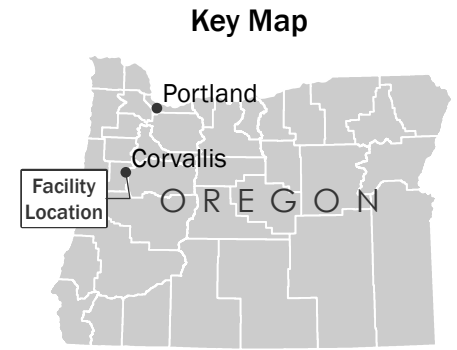
Figure 4-7 Existing Land Use Zoning Classifications

Hollingsworth & Vose
Fiber Company
Corvallis, OR



Zoning Legend	
[Pink]	Commercial - Central
[Red]	Commercial - General
[Light Pink]	Commercial - Neighborhood
[Dark Red]	Commercial - Office
[Maroon]	Commercial - Rural
[Orange]	Exclusive Farm Use 20+
[Light Orange]	Exclusive Farm Use 40+
[Brown]	Exclusive Farm Use 80
[Purple]	Industrial - Heavy
[Dark Purple]	Industrial - Light
[Light Purple]	Industrial - Rural
[Violet]	Industrial Campus
[Dark Purple]	Industrial Office
[Orange-Red]	Mixed-Use Commercial & Residential Medium
[Light Green]	Open Space/Conservation
[Green]	Parks & Open Space
[Dark Green]	Prime Forest 80
[Light Blue]	Public & Semi-Public Uses
[Blue]	Public Use
[Yellow-Green]	Residential - High-Density
[Light Brown]	Residential - Low-Density
[Dark Brown]	Residential - Medium High-Density
[Light Yellow]	Residential - Medium Low-Density
[Medium Brown]	Residential - Medium-Density
[Orange]	Residential - Rural 1 acre
[Yellow]	Residential - Rural 10 acres
[Light Orange]	Residential - Rural 2-4 acres
[Dark Orange]	Residential - Rural 5 acres
[Lightest Brown]	Residential - Very Low-Density

Legend	
[Orange outline]	Property Boundary
[Black outline]	Modeling Domain Extent
[Green cross]	UTM Grid Guideline



Data Sources
Aerial photograph from U.S. Department of Agriculture;
zoning from Oregon Department of Land Conservation and
Development.

MAULFOSTER ALONGI
p. 971 544 2139 | www.maulfooster.com

This product is for informational purposes and may not have been prepared for, or be suitable for legal, engineering, or surveying purposes. Users of this information should review or consult the primary data and information sources to ascertain the usability of the information.
© 2023 Maul Foster & Alongi, Inc.

Figure 4-8 Existing Land Use Zoning Classifications in the Immediate Area

Hollingsworth & Vose
Fiber Company
Corvallis, OR

Zoning Legend

- Commercial - Central
- Commercial - General
- Commercial - Neighborhood
- Commercial - Office
- Exclusive Farm Use 80
- Industrial - Light
- Industrial - Rural
- Parks & Open Space
- Public & Semi-Public Uses
- Public Use
- Residential - High-Density
- Residential - Low-Density
- Residential - Medium High-Density
- Residential - Medium-Density
- Residential - Very Low-Density

Legend

- Property Boundary
- UTM Grid Guideline

Key Map

Portland
Corvallis
Facility Location
OREGON

0 200
Meters

Data Sources
Aerial photograph from U.S. Department of Agriculture;
zoning from Oregon Department of Land Conservation and
Development.

MAULFOSTER ALONGI
p. 971 544 2139 | www.maulfooster.com

This product is for informational purposes and may not have been prepared for, or be suitable for legal, engineering, or surveying purposes. Users of this information should review or consult the primary data and information sources to ascertain the usability of the information.
© 2023 Maul Foster & Alongi, Inc.

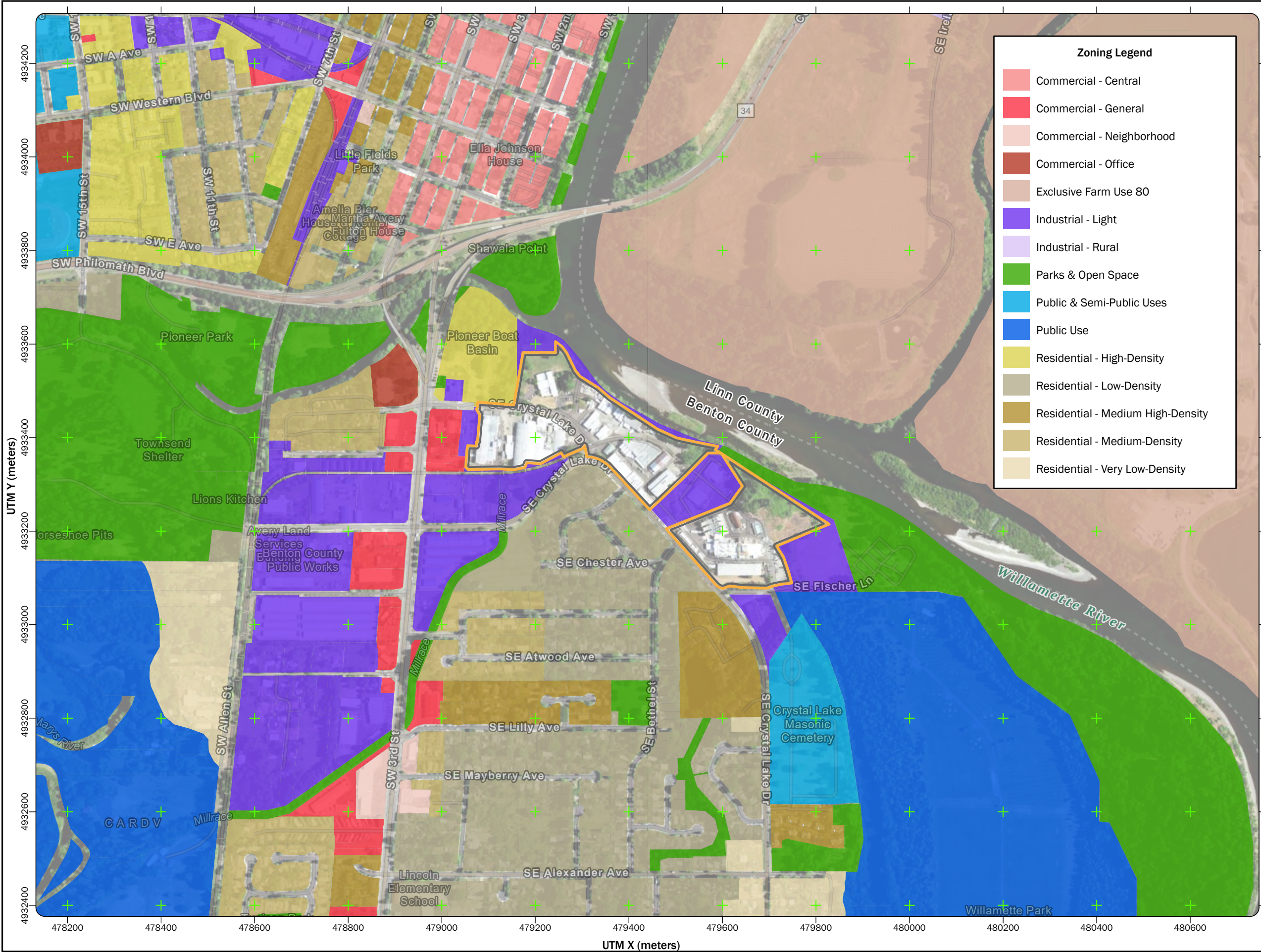
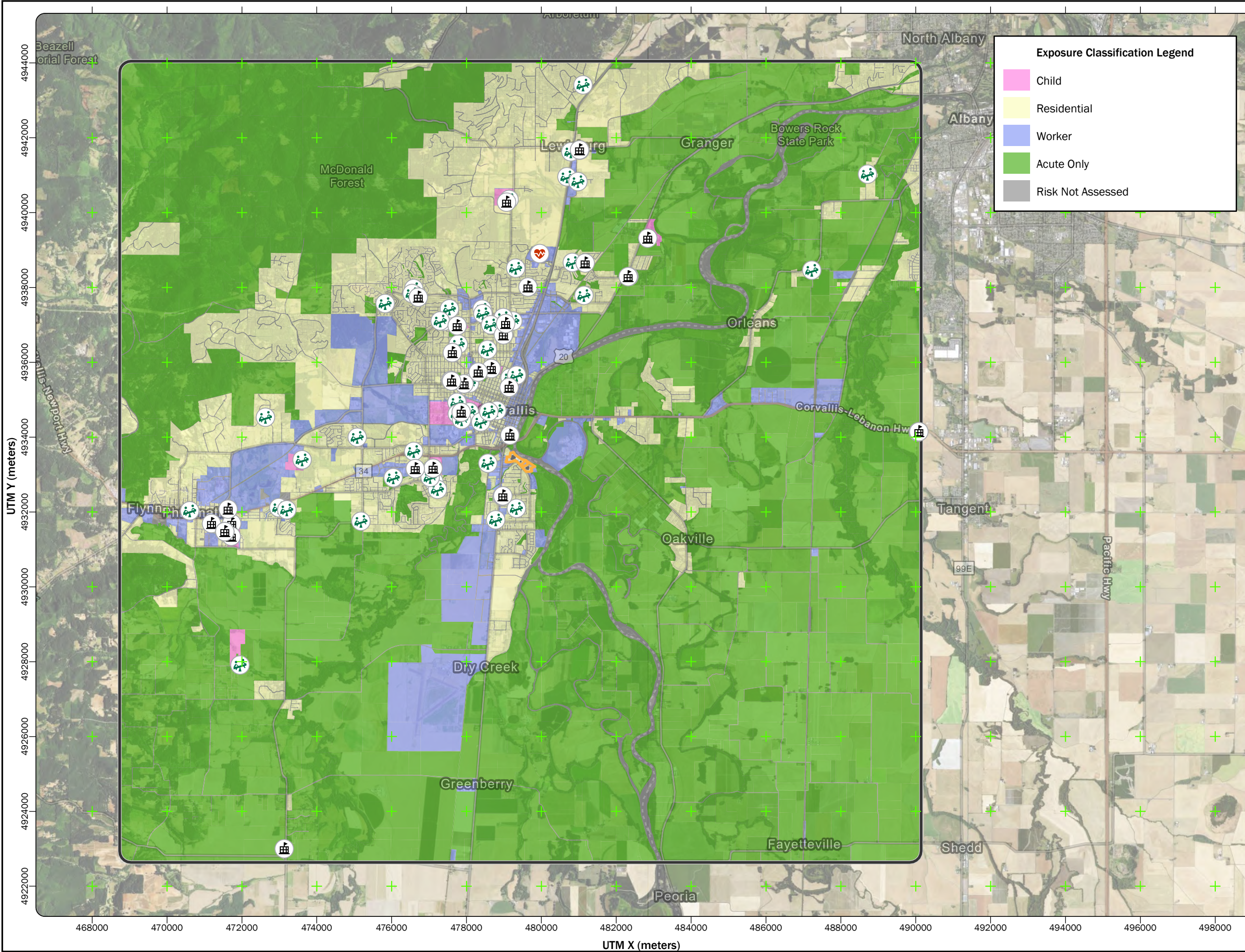


Figure 4-9 Exposure Categorization

Hollingsworth & Vose
Fiber Company
Corvallis, OR



Exposure Classification Legend

- Child
- Residential
- Worker
- Acute Only
- Risk Not Assessed

Legend

- Hospital
- School
- Early Learning Provider
- Property Boundary
- Modeling Domain Extent
- UTM Grid Guideline

Key Map

Notes
Land use classifications were revised to reflect exposure categories in Oregon Administrative Rule 340-245-8010 Table 2 using locations of sensitive receptors (i.e., schools, hospitals, early learning providers) and current property use from county tax lot data. Tax lot data were used to identify rights-of-way.

0 2,000
Meters

Data Sources
Aerial photograph from U.S. Department of Agriculture; zoning from Oregon Department of Land Conservation and Development; schools from Oregon Health Authority (2015-16 school year); hospitals from U.S. Department of Homeland Security (2022); early learning providers from Oregon Department of Education (2020); tax lot data from Benton and Linn counties (2023).

MAULFOSTER ALONGI
p. 971 544 2139 | www.maulfooster.com

This product is for informational purposes and may not have been prepared for, or be suitable for, legal, engineering, or surveying purposes. Users of this information should review or consult the primary data and information sources to ascertain the usability of the information.
© 2023 Maul Foster & Alongi, Inc.

Figure 4-10
Exposure
Categorization in the
Immediate Area
 Hollingsworth & Vose
 Fiber Company
 Corvallis, OR



Exposure Classification Legend

- Child
- Residential
- Worker
- Acute Only
- Risk Not Assessed

Legend

- School
- Early Learning Provider
- Property Boundary
- UTM Grid Guideline

Key Map

Notes
 Land use classifications were revised to reflect exposure categories in Oregon Administrative Rule 340-245-8010 Table 2 using locations of sensitive receptors (i.e., schools, hospitals, early learning providers) and current property use from county tax lot data. Tax lot data were used to identify rights-of-way.

0 200
 Meters

Data Sources
 Aerial photograph from U.S. Department of Agriculture; zoning from Oregon Department of Land Conservation and Development; schools from Oregon Health Authority (2015-16 school year); hospitals from U.S. Department of Homeland Security (2022); early learning providers from Oregon Department of Education (2020); tax lot data from Benton and Linn counties (2023).

MAUL FOSTER & ALONGI
 p. 971 544 2139 | www.maulfooster.com

This product is for informational purposes and may not have been prepared for, or be suitable for, legal, engineering, or surveying purposes. Users of this information should review or consult the primary data and information sources to ascertain the usability of the information.
 © 2023 Maul Foster & Alongi, Inc.