

**LANE TRANSIT DISTRICT
STIF ADVISORY COMMITTEE**

Tuesday, December 3, 2024
5:00 p.m. to 6:30 p.m.

Lane Transit District Board Room & Zoom

- | | | |
|--|--|---|
| <input type="checkbox"/> Phil Barnhart | <input type="checkbox"/> Joshua Myatt | <input type="checkbox"/> Vidal Francis (non-voting) |
| <input type="checkbox"/> Kelly Clarke | <input type="checkbox"/> Eugene Organ | <input type="checkbox"/> Gino Grimaldi (non-voting) |
| <input type="checkbox"/> Joshua Kashinsky,
Vice Chair | <input type="checkbox"/> Cosette Rees | <input type="checkbox"/> Pete Knox (non-voting) |
| <input type="checkbox"/> Brenda Kosydar | <input type="checkbox"/> David Reesor, Chair | |
| <input type="checkbox"/> Susy Lacer | <input type="checkbox"/> Kari Turner | |
| | <input type="checkbox"/> Vacant Seat | |

AGENDA

- I. Call to Order
- II. Roll Call
- III. Agenda Review
- IV. Public Comment
- V. Updates to STIF Formula Plan
- VI. Review of STIF Formula Plan
- VII. Potential Recommendation of STIF Formula Plan to LTD Board of Directors
- VIII. Next/Future Meeting Agendas
- IX. Adjournment

Zoom: Link to watch live and provide public participation provided on the web calendar at www.LTD.org.

Broadcasting: Watch live (no participation) via link: <https://metrotv.ompnetwork.org/>

STIF FORMULA FUND PACKET

DATE: December 3, 2024
TO: LTD STIF Advisory Committee
FROM: LTD Qualified Entity
SUBJECT: STIF Formula Plan

CONTENTS

STIF Formula Funds	5
Budget Reductions Since 11/19/24 Committee meeting	5
Anticipated STIF Formula Budget Reductions	5
STIF Formula Fund Proposed Budgets	6
Formula Fund Overview	7
Project Solicitation	7
STIF Advisory Committee Formula Fund Considerations.....	7
Advisory Committee Criteria.....	7
Oregon Public Transportation Plan Goals.....	8
Project Submittal	12
Formula Fund Schedule (subject to change).....	12
STIF Proposed Project Summaries	12
PROJECT A Lane Transit District	12
Task 1: RideSource ADA Paratransit and Shopper Shuttle	14
Task 2: Preventive Maintenance for Specialized Services Fleet	14
Task 3: Volunteer Mileage Reimbursement	15
Task 4: Behavioral Health Transportation	15
Task 5: Crucial Connections	16
Task 6: Veterans Transportation.....	16
Task 7: South Lane Operations	16
Task 8: Travel Training	17
Task 9: Transit Host Program	17
Task 10: Transportation Eligibility Assessments	18
Task 11: Florence Rhody Express	18
Task 12: Oakridge Diamond Express	18
Task 13: Service Increase	19

Task 14: Mobility on Demand Pilot	19
Task 15: K-12 Student Pass Program.....	20
Task 16: Low-Income Fare Program.....	20
Task 17: Specialized Services Fleet	20
Task 18: RideSource Shopper Vehicle Expansion.....	21
Task 19: Fixed Route Vehicle Replacement	21
Task 20: Transit Shared Mobility System Integration and Modernization	21
Task 21: Transit Access and Safety Improvement Program.....	22
Task 22: Community Outcome Initiative Pilot	22
Task 23: ATTAIN On Demand Match.....	23
Task 24: STIF Discretionary/STN Match for Rural Lane County On Demand Shuttle.	23
Task 25: STIF Discretionary/STN Match for Florence Mobility Hub.....	23
Task 26: STIF Discretionary/STN Match for Shopper Shuttle Replacement	24
Task 27: Eugene Safe Streets and Roads for All Match	24
Task 28: Fare Management Match	24
Task 29: Downtown & Riverfront Circulator Discretionary Match	25
Task 30: Sustainable Service Reserve	25
Task 31: STIF Administration.....	26
Task 32: Project A Contingency.....	26
PROJECT B Link Lane	26
Task 1: Florence-Yachats Connector: Matching Funds for Operational Costs.....	28
Task 2: Florence-Yachats Connector: Matching Funds for Administrative Costs	28
Task 3: Eugene-Florence Connector: Matching Funds for Operational Costs	28
Task 4: Eugene-Florence Connector: Matching Funds for Administrative Costs.....	29
Task 5: Link Lane Low Income And Student Fare Program	29
Task 6: Project B Contingency.....	30

STIF FORMULA FUNDS

BUDGET REDUCTIONS SINCE 11/19/24 COMMITTEE MEETING

Since the STIF Advisory Committee met last on November 19, 2024, LTD and LCOG have made several changes to the STIF Formula Plan. These changes, which are noted in the list of STIF Formula projects and tasks below by strikethrough and red text, include the following:

- **Project A, Task 20: Transit Shared Mobility System Integration and Modernization (Bikeshare):** Reduced by \$500,000 from total request of \$3,000,000 to total request of \$2,500,000.
- **Project A, Task 21: Transit Access and Safety Improvement Program:** Reduced by \$250,000 from total request of \$500,000 to total request of \$250,000.
- **Project A, Task 22: Community Outcome Initiative Pilot:** Reduced by \$250,000 from total request of \$500,000 to total request of \$250,000.

In total, these budget updates reduce the total STIF Formula request by \$1,000,000.

ANTICIPATED STIF FORMULA BUDGET REDUCTIONS

LTD anticipates additional making budget changes to a number of tasks within Project A:

- **Project A, Task 1: ADA Paratransit and Shopper Shuttle**
- **Project A, Task 6: Veterans Transportation**
- **Project A, Task 8: Transit Host Program**
- **Project A, Task 16: Low-Income Fare Program**
- **Project A, Task 20: Transit Shared Mobility System Integration and Modernization (Bikeshare)**
- **Project A, Task 21: Transit Access and Safety Improvement Program**
- **Project A, Task 29: Downtown and Riverfront Circulator STIF Discretionary Match**
- **Project A, Task 30: Sustainable Service Reserve**

In addition, LTD and LCOG expect to know the outcome of the STIF Discretionary grant proposals soon, and will adjust the following tasks as needed based on those outcomes:

- **Project A, Task 24: Rural Lane County On Demand Shuttle STIF Discretionary Match**
- **Project A, Task 25: Florence Mobility Hub STIF Discretionary Match**
- **Project A, Task 26: Shopper Shuttle Replacement STIF Discretionary Match**
- **Project B, Task 1: Florence Yachats Connector: Operations Match**
- **Project B, Task 3: Eugene-Florence Connector: Operations Match**

STIF FORMULA FUND PROPOSED BUDGETS

TOTAL INITIAL REQUESTS

Total Project Application Funding Requests	FY2026	FY2027	Total
STIF Formula	\$21,254,492	\$20,496,147	\$41,750,641
Federal	\$13,805,954	\$7,600,642	\$21,406,596
Other State	\$1,710,840	\$3,910,040	\$5,620,880
Local	\$105,676	\$105,676	\$211,352
Application Total	\$36,876,965	\$32,112,505	\$68,989,469
<i>ODOT Estimated Available Funds</i>	<i>\$8,224,130</i>	<i>\$8,579,755</i>	<i>\$16,803,685</i>
<i>Recommended 20% Increase</i>	<i>\$1,644,826</i>	<i>\$1,715,951</i>	<i>\$3,360,777</i>
<i>LTD Estimated Carryover</i>	<i>\$17,000,000</i>		<i>\$17,000,000</i>
Total Anticipated STIF Formula Funds	\$26,868,956	\$10,295,706	\$37,164,662
Total STIF Formula Funds Requested	\$21,254,492	\$20,496,147	\$41,750,641
Difference Between Funds Available & Funds Requested	\$5,614,461	-\$10,200,441	-\$4,585,979

TOTAL UPDATED REQUESTS as of 11/25/24

Total Project Application Funding Requests	FY2026	FY2027	Total
STIF Formula	\$20,507,496	\$19,249,148	\$39,756,643
Federal	\$13,805,954	\$7,600,642	\$21,406,596
Other State	\$1,710,840	\$3,910,040	\$5,620,880
Local	\$105,676	\$105,676	\$211,352
Application Total	\$36,129,966	\$30,865,506	\$66,995,472
<i>ODOT Estimated Available Funds</i>	<i>\$8,224,130</i>	<i>\$8,579,755</i>	<i>\$16,803,685</i>
<i>Recommended 20% Increase</i>	<i>\$1,644,826</i>	<i>\$1,715,951</i>	<i>\$3,360,777</i>
<i>LTD Estimated Carryover</i>	<i>\$17,000,000</i>		<i>\$17,000,000</i>
Total Anticipated STIF Formula Funds	\$26,868,956	\$10,295,706	\$37,164,662
Total STIF Formula Funds Requested	\$20,507,496	\$19,249,148	\$39,756,643
Difference Between Funds Available & Funds Requested	\$6,361,460	-\$8,953,442	-\$2,591,981

FORMULA FUND OVERVIEW

The **STIF Formula Fund** program distributes 90% of the revenues generated in Lane County by formula. Lane Transit District (LTD) is the entity authorized to distribute STIF Formula Funds allocated to Lane County, also known as the “Qualified Entity.” There are no match requirements for STIF Formula Funds. The **STIF Formula Fund Plan** describes how STIF formula funds will be spent, and therefore establishes how Qualified Entities may or may not use STIF Formula Funds. The STIF Formula Fund Plan is made up of projects, tasks within those projects, and planned funding sought.

To be included in the STIF Formula Fund Plan, projects must appear in one or more local plans that have a planning horizon of at least four years, have an existing and future conditions analysis, include a prioritized list of public transportation improvements and capital projects, and identify opportunities to coordinate public transportation services.

PROJECT SOLICITATION

The local STIF Formula Fund application process for the FY2026-FY2027 biennium covering the period from July 1, 2025 through June 30, 2027 closed on October 18, 2024. Transit service providers in Lane County interested in receiving STIF Formula Funds for this biennium fill out an online project application and submit to LTD.

STIF ADVISORY COMMITTEE FORMULA FUND CONSIDERATIONS

The STIF Advisory Committee is responsible for recommending to the Qualified Entity which projects to approve or reject, and how those projects should be prioritized. The STIF Advisory Committee must consider specific criteria when reviewing projects and additionally consider how the projects will support the goals of the Oregon Public Transportation Plan. Additionally, LTD’s sub-allocation estimate should be a starting point for the STIF Plan and funding prioritization process.

Advisory Committee Criteria

The Advisory Committee shall consider the following criteria when reviewing STIF Formula Fund Projects:

- Whether the Project would:








increase the frequency of bus service to communities with a high percentage of Low-Income Households;



expand bus routes and bus services to serve communities with a high percentage of Low-Income Households;



reduce fares for public transportation in communities with a high percentage of Low-Income Households;

-  result in procurement of buses that are powered by natural gas, electricity or other low or no emission propulsion for use in areas with a population of 200,000 or more;
-  improve the frequency and reliability of service connections between communities inside and outside of the Qualified Entity's service area;
-  increase the coordination between Public Transportation Service Providers to reduce fragmentation in the provision of public transportation service;
-  implement student transit services for students in grades 9 through 12; or
-  implement programs that enhance services for older adults and people with disabilities.

- Whether the Project would maintain an existing, productive service;
- The extent to which the Project goals meet public transportation needs and are a responsible use of public funds;
- The extent to which the Project might benefit or burden historically or currently marginalized communities both now and in the long term; and
- Other factors to be determined by the Qualified Entity or Advisory Committee (for example, geographic equity).

Oregon Public Transportation Plan (OPTP) Goals

Qualified Entities are required to identify how each STIF Plan Project is consistent with OPTP goals and policies and are encouraged to review and consider these goals prior to selecting Projects that will be included in their STIF Plan.

Goal 1: Mobility – Public Transportation User Experience – People of all ages, abilities, and income levels move reliably and conveniently between destinations using an affordable, well-coordinated public transportation system. People in Oregon routinely use public transportation to meet their daily needs.



Goal 2: Accessibility and Connectivity - Getting from Here to There – Riders experience user-friendly and convenient public transportation connections to and between services and travel modes in urban, suburban, rural, regional, and interstate areas.



Goal 3: Community Livability and Economic Vitality – Public transportation promotes community livability and economic vitality by efficiently and effectively moving people of all ages to and from homes, jobs, businesses, schools and colleges, and other destinations in urban, suburban, and rural areas.



Goal 4: Equity – Public transportation provides affordable, safe, efficient, and equitable transportation to jobs, services, and key destinations, improving quality of life for all Oregonians.



Goal 5: Health – Public transportation fosters improved health of Oregonians by promoting clean air, enhancing connections between people, enabling access to services such as health care and goods such as groceries, and by giving people opportunities to integrate physical activity into everyday life through walking and bicycling to and from public transportation.



Goal 6: Safety and Security – Public transportation trips are safe; riders feel safe and secure during their travel. Public transportation contributes to the resilience of Oregon communities.



Goal 7: Environmental Sustainability – Public transportation contributes to a healthy environment and climate by moving more people with efficient, low-emission vehicles, reducing greenhouse gases and other pollutants.



Goal 8: Land Use – Public transportation is a tool that supports Oregon’s state and local land use goals and policies. Agencies collaborate to ensure public transportation helps shape great Oregon communities providing efficient and effective travel options in urban, suburban, and rural areas.



Goal 9: Funding and Strategic Investment – Strategic investment in public transportation supports the overall transportation system, the economy, and Oregonians’ quality of life. Sustainable and reliable funding enables public transportation services and infrastructure to meet public needs.



Goal 10: Communication, Collaboration, and Coordination – Public and private transportation providers and all levels of government within the state and across state boundaries work collaboratively and foster partnerships that make public transportation seamless regardless of jurisdiction.



Table 1. STIF Formula Funds Plan with Oregon Public Transportation Plan (OPTP) Goals Identified

	Project A: LTD	STIF Formula Funds	LTD STIF Carryover	Leveraged Funds	OPTP Goals Met
1	ADA Paratransit and Shopper Shuttle	\$6,000,000			1-7,9,10
2	Preventive Maintenance - Specialized Services Fleet	\$144,000		\$800,000	1,6
3	Volunteer Mileage Reimbursement	\$50,000		\$203,352	1-6,10
4	Behavioral Health Transportation	\$50,000		\$290,000	1-6,10
5	Crucial Connections	\$6,000		\$44,000	1-6,10
6	Veterans Transportation	\$100,000			1-6,10
7	South Lane Operations	\$953,624		\$266,376	1-10
8	Travel Training	\$30,000		\$170,000	1-6,10
9	Transit Host Program	\$150,000		\$134,594	1-6,10
10	Transportation Eligibility Assessments	\$200,000		\$400,000	1-6,10
11	Florence Rhody Express	\$642,376		\$330,376	1-10
12	Oakridge Diamond Express	\$401,000		\$449,000	1-10
13	Service Increase	\$8,000,000			1-8
14	Mobility on Demand Pilot	\$2			1-10
15	K-12 Student Pass Program	\$1,960,000			1-4,7,10
16	Low-Income Fare Program	\$1,500,000			1-5,7,10
17	Specialized Services Fleet	\$4,201,500			1-3,6,7,9
18	RideSource Shopper Shuttle Expansion	\$228,000			1-5,7,9
19	Fixed Route Vehicle Replacement	\$4,443,750		\$13,310,250	1-4,7,9
20	Transit Shared Mobility System Integration and Modernization		\$2,500,000		1-5,7,10
21	Transit Access and Safety Improvement Program		\$250,000		2,3,6,8-10
22	Community Outcome Initiative Pilot		\$250,000		2-5,9,10

	Project A: LTD (continued)	STIF Formula Funds	LTD STIF Carryover	Leveraged Funds	OPTP Goals Met
23	ATTAIN On Demand Match		\$1,303,781	\$5,200,000	1-10
24	Rural Lane County On Demand Shuttle Match	\$200,000		\$800,000	1-10
25	Florence Mobility Hub Match		\$30,000	\$220,000	1-10
26	Shopper Shuttle Replacement Match	\$49,800		\$199,200	1-5,7,9
27	Eugene Safe Streets and Roads for All Match		\$80,000		3,6,8-10
28	Fare Management Match		\$500,000	\$2,000,000	1-4,9,10
29	Downtown and Riverfront Circulator Match		\$100,000	\$1,175,000	1-10
30	Sustainable Service Reserve	\$505,708			9
31	STIF Administration	\$800,000			9,10
32	Project A Contingency	\$3,123,242			9
	Subtotals	\$33,739,002	\$5,013,781	\$25,992,148	

	PROJECT B: Link Lane	STIF Formula Funds	LTD STIF Carryover	Leveraged Funds	OPTP Goals Met
1	Florence-Yachats Connector: Operations Match	\$266,800		\$426,880	1-10
2	Florence-Yachats Connector: Administration Match	\$9,200		\$36,800	1-10
3	Eugene-Florence Connector: Operations Match	\$531,750		\$850,800	1-10
4	Eugene-Florence Connector: Administration Match	\$21,800		\$87,200	1-10
5	Link Lane Low Income and Student Fare Program	\$8,000			1-7,10
6	Project B Contingency	\$166,310			9
	Subtotals	\$1,003,860	\$0	\$1,401,680	

PROJECT SUBMITTAL

The Advisory Committee will submit a project list to the LTD Board to review and approve. The LTD Board is allowed to make changes to the finalized project list but will need to explain in their STIF plan if they do not follow Advisory Committee recommendations. The LTD Board will then finalize the STIF plan and submit to ODOT. The deadline for submittal to ODOT is January 16, 2025.

FORMULA FUND SCHEDULE (SUBJECT TO CHANGE)

August 27, 2024 – ODOT Notice of solicitation (applications and guidance) sent out for Formula Funds

September 9, 2024 – LTD sends out the formal call for projects for Formula Funds to Public Transportation Service Providers in Lane County

October 18, 2024 – Applications for Formula Funds due to LTD

December 18, 2024 – STIF Advisory Committee makes final STIF Formula Fund Plan recommendations to LTD Board of Directors; LTD Board of Directors approves final STIF Plan

TBD in January 2025 – LTD Board of Directors approves final STIF Plan if not approved on 12/18/24

January 16, 2025 – ODOT deadline for all Qualified Entities to submit STIF Formula Fund Plans

STIF PROPOSED PROJECT SUMMARIES

PROJECT A | LANE TRANSIT DISTRICT

Basic Project Information

Public Transportation Service Provider: Lane Transit District

Project Description: LTD operates 30 fixed route bus routes and 2 EmX lines delivering over 6 million boardings annually. The RideSource service providing complementary access provides more than 360,000 trips each year. LTD operates transportation to move people within our metro area, and connect rural residents to the metro area for shopping, work, education and healthcare. LTD provides free fares for older adults and k12 students and free fares in partnership with non-profit organization. Beyond traditional transit, projects include general public on-demand service, and this biennium LTD will invest in our metro bikeshare infrastructure to make the first and last mile, and getting around our community, more accessible. Planning for the future includes looking to modernize and integrate our technologies to plan trips, manage fares, and integrate with the broader transportation system are also projects highlighted in this biennium.

Project Budget:

Fund Type	2026	2027	Total
STIF Formula:	\$20,005,566	\$18,747,218	\$38,752,783
Federal:	\$14,315,954	\$8,110,642	\$22,426,596
Other State:	\$500,000	\$2,699,200	\$3,119,200
Local:	\$183,176	\$183,176	\$366,352
Project Total:	\$35,004,696	\$30,943,006	\$64,744,931

Other Information:

- Suballocation: 80% In-District | 20% Out-of-District
- Percent of Funds Supporting Student Transportation: 10%
- Percent of Funds Supporting Seniors and Individuals with Disabilities: 8%

Project Meets the Following STIF Criteria:

	FY26	FY27
1. Increased frequency of bus service to areas with a high percentage of Low-Income Households.	45%	45%
2. Expansion of bus routes and bus services to serve areas with a high percentage of Low-Income Households.	45%	45%
3. Fund the implementation of programs to reduce fares for public transportation in communities with a high percentage of Low-Income Households.	5%	5%
4. Procurement of low or no emission buses for use in areas with 200,000 or more.	0%	0%
5. The improvement in the frequency and reliability of service between communities inside and outside of the Qualified Entity’s service area.	10%	10%
6. Coordination between public transportation service providers to reduce fragmentation in the provision of transportation services.	10%	10%
7. Implementation of programs to provide student transit service for students in grades 9-12.	10%	10%
8. Services for older adults and people with disabilities.	8%	8%

Project Meets the Following Oregon Public Transportation Plan Goals:

- Goal 1: Mobility – Public Transportation User Experience
- Goal 2: Accessibility and Connectivity
- Goal 3: Community Livability and Economic Vitality
- Goal 4: Equity
- Goal 5: Health
- Goal 6: Safety and Security
- Goal 7: Environmental Sustainability
- Goal 8: Land Use

Goal 9: Funding and Strategic Investment
 Goal 10: Communication, Collaboration, and Coordination

Project Tasks (32 Total)

Task 1: RideSource ADA Paratransit and Shopper Shuttle

Description: Generally provides scheduled trips for older adults and people with disabilities within 3/4 mile of fixed route bus service who are otherwise unable to access public transportation.

Category: Operations

Task Budget:

Fund Type	2026	2027	Total
STIF Formula:	\$3,000,000	\$3,000,000	\$6,000,000

Outcome Measures:

- 1,961,168 revenue miles
- 83,335 revenue hours
- 220,836 rides
- 257,359 people with access to transit
- 87,603 low-income households with access to transit
- 220,836 paratransit rides provided

Task 2: Preventive Maintenance for Specialized Services Fleet

Description: Vehicle preventive maintenance for Specialized Services fleet (75 vehicles). These vehicles support LTD specialized services such as RideSource ADA paratransit, South Lane, Florence, and Oakridge routes.

Category: Preventive Maintenance

Task Budget:

Fund Type	2026	2027	Total
STIF Formula:	\$64,000	\$80,000	\$144,000
Federal:	\$400,000	\$400,000	\$800,000
Task Total:	\$464,000	\$480,000	\$944,000

Outcome Measures:

- 75 vehicles maintained

Task 3: Volunteer Mileage Reimbursement

Description: Volunteers organized through LCOG Senior and Disability Services seek gas mileage reimbursement when performing trips for those in need outside of our regular service area.

Category: Operations

Task Budget:

Fund Type	2026	2027	Total
STIF Formula:	\$25,000	\$25,000	\$50,000
Federal:	\$50,000	\$50,000	\$100,000
Local:	\$51,676	\$51,676	\$103,352
Task Total:	\$126,676	\$126,676	\$253,352

Outcome Measures:

- 18,000 revenue miles
- 2,000 revenue hours
- 6,000 rides
- 257,359 people with access to transit
- 87,603 low-income households with access to transit
- 6,000 paratransit rides provided

Task 4: Behavioral Health Transportation

Description: These trips assist those with behavioral health disabilities who are otherwise unable to access public transportation get to appointments. Match for 5310 funds.

Category: Operations

Task Budget:

Fund Type	2026	2027	Total
STIF Formula:	\$25,000	\$25,000	\$50,000
Federal:	\$145,000	\$145,000	\$290,000
Task Total:	\$170,000	\$170,000	\$340,000

Outcome Measures:

- 85,000 revenue miles
- 5,000 revenue hours
- 6,000 rides
- 257,359 people with access to transit
- 87,603 low-income households with access to transit
- 6,000 paratransit rides provided

Task 5: Crucial Connections

Description: Funding for trips referred to LTD through LCOG via Senior and Disability Services, in which no other transportation options are available. This has proven vital for unexpected situations such as pandemic and wildfire response. Match for 5310 funds.

Category: Operations

Task Budget:

Fund Type	2026	2027	Total
STIF Formula:	\$3,000	\$3,000	\$6,000
Federal:	\$22,000	\$22,000	\$44,000
Task Total:	\$25,000	\$25,000	\$50,000

Outcome Measures:

- 4,000 revenue miles
- 100 revenue hours
- 200 rides
- 200 paratransit rides provided

Task 6: Veterans Transportation

Description: These trips benefit veterans looking to connect to services at VA hospitals.

Category: Operations

Task Budget:

Fund Type	2026	2027	Total
STIF Formula:	\$50,000	\$50,000	\$100,000

Outcome Measures:

- 40,000 revenue miles
- 200 revenue hours
- 300 rides
- 300 paratransit rides provided

Task 7: South Lane Operations

Description: There are origin to destination trips within a defined service area in rural South Lane County not covered by other programs. Match for 5311 funds.

Category: Operations

Task Budget:

Fund Type	2026	2027	Total
STIF Formula:	\$476,812	\$476,812	\$953,624
Federal:	\$133,188	\$133,188	\$266,376

Task Total:	\$610,000	\$610,000	\$1,220,000
-------------	-----------	-----------	-------------

Outcome Measures:

- 65,000 revenue miles
- 8,000 revenue hours
- 30,000 rides
- 30,020 people with access to transit
- 9,375 low-income households with access to transit
- 30,000 trips added

Task 8: Travel Training

Description: LTD provides training and support for members of the community that have either never ridden a bus, or need additional training and support due to a disability, helping them learn to ride public transportation independently. Match for 5310 funds.

Category: Mobility Management

Task Budget:

Fund Type	2026	2027	Total
STIF Formula:	\$15,000	\$15,000	30,000
Federal:	\$85,000	\$85,000	\$170,000
Task Total:	\$100,000	\$100,000	\$200,000

Outcome Measures:

- 300 individuals receiving transit training
- 300 individuals served by coordinated demand response call center

Task 9: Transit Host Program

Description: Transit Hosts help people with disabilities who need assistance transferring between buses at our busy Eugene Station, but who can otherwise ride our fixed route system independently. Match for 5310 funds.

Category: Mobility Management

Task Budget:

Fund Type	2026	2027	Total
STIF Formula:	\$75,000	\$75,000	\$150,000
Federal:	\$67,297	\$67,297	\$134,594
Task Total:	\$142,297	\$142,297	\$284,594

Outcome Measures:

- 5,000 individuals receiving transit training

- 5,000 individuals served by coordinated demand response call center

Task 10: Transportation Eligibility Assessments

Description: This program is a collaboration with community partners to raise awareness and establish eligibility for transportation programs that benefit older adults and people with disabilities. Match for 5310 funds.

Category: Mobility Management

Task Budget:

Fund Type	2026	2027	Total
STIF Formula:	\$100,000	\$100,000	\$200,000
Federal:	\$200,000	\$200,000	\$400,000
Task Total:	\$300,000	\$300,000	\$600,000

Outcome Measures:

- 5,000 individuals receiving transit training
- 5,000 individuals served by coordinated demand response call center
- 5,000 transportation eligibility assessments

Task 11: Florence Rhody Express

Description: This is fixed route service within the City of Florence. Match for 5311 funds.

Category: Operations

Task Budget:

Fund Type	2026	2027	Total
STIF Formula:	\$321,188	\$321,188	\$642,376
Federal:	\$133,188	\$133,188	\$266,376
Local:	\$32,000	\$32,000	\$64,000
Task Total:	\$486,376	\$486,376	\$972,752

Outcome Measures:

- 120,000 revenue miles
- 10,000 revenue hours
- 40,000 rides
- 9,037 people with access to transit
- 3,181 low-income households with access to transit

Task 12: Oakridge Diamond Express

Description: This service connects the community of Oakridge with the metropolitan area. Match for STIF Discretionary funds (federal or state) at up to 50% match rate.

Category: Operations

Task Budget:

Fund Type	2026	2027	Total
STIF Formula:	\$200,500	\$200,500	\$401,000
Federal:	\$212,500	\$212,500	\$425,000
Local:	\$12,000	\$12,000	\$24,000
Task Total:	\$425,000	\$425,000	\$850,000

Outcome Measures:

- 175,000 revenue miles
- 6,000 revenue hours
- 25,000 rides
- 3,336 people with access to transit
- 1,871 low-income households with access to transit

Task 13: Service Increase

Description: This task will increase frequency and span of service within the District.

Category: Operations

Task Budget:

Fund Type	2026	2027	Total
STIF Formula:	\$4,000,000	\$4,000,000	\$8,000,000

Outcome Measures:

- 516,000 revenue miles
- 42,000 revenue hours
- 1,029,000 rides
- 225,200 people with access to transit
- 15,955 low-income households with access to transit
- 12,300 students in grades 9-12 with free or reduced fare transit pass
- 12,300 students in grades 9-12 attending a school served by transit
- 515,000 service miles added

Task 14: Mobility on Demand Pilot

Description: These funds will support one additional mobility on demand pilot in the LTD district per year. This service will provide shared-ride mobility to areas of concentrated low-income and senior populations.

Category: Operations

Task Budget:

Fund Type	2026	2027	Total
STIF Formula:	\$1	\$1	\$2

Outcome Measures:

- 50,000 revenue miles
- 3,500 revenue hours
- 40,000 rides
- 10,000 people with access to transit
- 1,000 low-income households with access to transit
- New technology and service added

Task 15: K-12 Student Pass Program

Description: This task will provide the opportunity to all students inside and outside of the District's service area to receive a free transit pass.

Category: Mobility Management

Task Budget:

Fund Type	2026	2027	Total
STIF Formula:	\$980,000	\$980,000	\$1,960,000

Outcome Measures:

- 12,300 students in grades 9-12 with free or reduced fare transit pass
- 12,300 students in grades 9-12 attending a school served by transit
- 1 marketing campaign

Task 16: Low-Income Fare Program

Description: This task provides free transit passes for low-income populations. Social service agencies purchase passes at a reduced rate for distribution to clients.

Category: Mobility Management

Task Budget:

Fund Type	2026	2027	Total
STIF Formula:	\$750,000	\$750,000	\$1,500,000

Outcome Measures:

- 570,000 low-income fares provided

Task 17: Specialized Services Fleet

Description: Specialized Services Vehicles: This task provides for the purchase of new specialized services vehicles. The useful life for these vehicles is seven (7) years or 200,000 miles.

Category: Vehicle Purchase

Task Budget:

Fund Type	2026	2027	Total
STIF Formula:	\$2,321,438	\$1,880,062	\$4,201,500

Outcome Measures:

- 23 vehicles purchased

Task 18: RideSource Shopper Vehicle Expansion

Description: Specialized Services – Shopper Shuttle: This task provides for the expansion, from one vehicle to two vehicles, of our Shopper Shuttle service.

Category: Vehicle Purchase

Task Budget:

Fund Type	2026	2027	Total
STIF Formula:	\$228,000	\$0	\$228,000

Outcome Measures:

- 1 vehicle purchased

Task 19: Fixed Route Vehicle Replacement

Description: Fixed-Route Buses: Matching funds for Federal Grant to purchase new vehicles. The useful life of these assets are 12 years or 500,000 miles.

Category: Vehicle Purchase

Task Budget:

Fund Type	2026	2027	Total
STIF Formula:	\$3,259,594	\$1,184,156	\$4,436,750
Federal:	\$9,757,781	\$3,552,469	\$13,310,250
Project Total:	\$13,010,375	\$4,736,625	\$17,747,000

Outcome Measures:

- 21 vehicles purchased

Task 20: Transit Shared Mobility System Integration and Modernization

Description: Bikeshare Equipment Purchase: Purchase and Install new fleet of shared pedal and pedal-electric e-bikes and docking stations.

Category: Equipment Purchase

Task Budget:

Fund Type	2026	2027	Total
STIF Formula/Prior Biennia STIF Funds:	\$500,000	\$2,500,000	\$3,000,000
STIF Formula/Prior Biennia STIF Funds:	\$500,000	\$2,000,000	\$2,500,000

Outcome Measures:

- 240,000 Bikeshare rides annually
- 20,000 Bikeshare rides monthly
- 667 Bikeshare rides daily
- 500 Shared bikes
- 50 Docking stations

Task 21: Transit Access and Safety Improvement Program

Description: Solicit requests from and allocate funding to jurisdictional roadway owners for transit safety and access project proposals.

Category: Capital/Other Capital Items

Task Budget:

Fund Type	2026	2027	Total
STIF Formula/Prior Biennia STIF Funds:	\$250,000	\$250,000	\$500,000
STIF Formula/Prior Biennia STIF Funds:	\$125,000	\$125,000	\$250,000

Outcome Measures:

- 10,000 Linear feet of sidewalk infill
- 2 Enhanced pedestrian roadways
- 3 lighting improvements

Task 22: Community Outcome Initiative Pilot

Description: Fund mobility pilots designed to improve community outcomes related to housing, education, public health, and workforce development.

Category: Mobility Management

Task Budget:

Fund Type	2026	2027	Total
STIF Formula:	\$250,000	\$250,000	\$500,000
STIF Formula:	\$125,000	\$125,000	\$250,000

Outcome Measures:

- 4 Services Added

Task 23: ATTAIN On Demand Match

Description: On-demand service in Bethel neighborhood of Eugene, particularly for trips to and from school. Match for federal ATTAIN grant (pending).

Category: Operations

Task Budget:

Fund Type	2026	2027	Total
STIF Formula:	\$651,891	\$651,890	\$1,303,781
Federal	\$2,600,000	\$2,600,000	\$5,200,000
Project Total	\$3,400,000	\$3,400,000	\$6,800,000

Outcome Measures:

- 20,000 rides annually

Task 24: STIF Discretionary/STN Match for Rural Lane County On Demand Shuttle.

Description: On Demand service to multiple rural areas of Lane County each week. Match for STIF Discretionary and/or Intercommunity Funds.

Category: Operations

Task Budget:

Fund Type	2026	2027	Total
STIF Formula:	\$100,000	\$100,000	\$200,000
Other State:	\$400,000	\$400,000	\$800,000
Project Total	\$500,000	\$500,000	\$1,000,000

Outcome Measures:

- 5,000 rides annually

Task 25: STIF Discretionary/STN Match for Florence Mobility Hub

Description: Site selection and concept design for a mobility hub in Florence. Match for STIF Discretionary and/or Intercommunity Funds.

Category: Planning

Task Budget:

Fund Type	2026	2027	Total
STIF Formula:	\$15,000	\$15,000	\$30,000
Other State:	\$100,000	\$100,000	\$200,000
Local:	\$10,000	\$10,000	\$20,000
Project Total	\$125,000	\$125,000	\$250,000

Outcome Measures:

- 1 plan for Mobility Hub

Task 26: STIF Discretionary/STN Match for Shopper Shuttle Replacement

Description: Replacement of cutaway vehicle for Shopper Shuttle service. Current vehicle has exceeded its useful life. Match for STIF Discretionary Funds.

Category: Vehicle Replacement

Task Budget:

Fund Type	2026	2027	Total
STIF Formula:	\$0	\$49,800	\$49,800
Other State:	\$0	\$199,200	\$199,200
Project Total	\$0	\$249,000	\$249,000

Outcome Measures:

- 1 vehicle purchased

Task 27: Eugene Safe Streets and Roads for All Match

Description: Matching funds for City of Eugene Safe Streets and Roads for All FHWA grant.

Category: Planning

Task Budget:

Fund Type	2026	2027	Total
STIF Formula:	\$80,000	\$0	\$80,000

Outcome Measures:

- 1 Safe Streets and Roads for All Plan created.

Task 28: Fare Management Match

Description: Planning, purchase, implementation, training, and communication of fare management system. Match for federal grant funds.

Category: Mobility Management

Task Budget:

Fund Type	2026	2027	Total
STIF Formula:	\$250,000	\$250,000	\$500,000
Federal:		\$2,000,000	\$2,000,000
Project Total		\$2,250,000	\$2,500,000

Outcome Measures:

- 1 plan created
- Technology and equipment purchased

Task 29: Downtown & Riverfront Circulator Discretionary Match

Description: Match for Discretionary application to provide circulator service for the Riverfront development and Downtown Eugene.

Category: Operations

Task Budget:

Fund Type	2026	2027	Total
STIF Formula:	50,000	\$50,000	\$100,000
Other State:	\$510,000	\$510,000	\$1,020,000
Local:	\$77,500	\$77,500	\$155,000
Project Total	\$637,500	\$637,500	\$1,275,000

Outcome Measures:

- Added hours of service, scaled depending on Discretionary award

Task 30: Sustainable Service Reserve

Description: Reserve funds will be maintained to prepare for unanticipated events that could adversely affect the financial condition of STIF funded operations and jeopardize the smooth continuation of necessary transit services.

Category: Program Reserve

Task Budget:

Fund Type	2026	2027	Total
STIF Formula:	\$252,521	\$253,188	\$505,708

Outcome Measures:

- \$505,708 in reserve funds created

Task 31: STIF Administration

Description: This task provides funds to cover the administrative costs associated with managing the overall STIF program and for specific STIF projects. Costs include LTD staff time and an intergovernmental agreement with Lane Council of Governments.

Category: Project Administration

Task Budget:

Fund Type	2026	2027	Total
STIF Formula:	\$400,000	\$400,000	\$800,000

Outcome Measures:

- Timely application and reporting

Task 32: Project A Contingency

Description: This task creates a contingency fund for other Project A tasks to cover unexpected costs, increased market rates, inflation, or other factors to help ensure project delivery despite rising costs.

Category: Program Reserves

Task Budget:

Fund Type	2026	2027	Total
STIF Formula:	\$1,561,621	\$1,561,621	\$3,123,242

Outcome Measures:

- \$3,123,242 in reserve funds created

PROJECT B | LINK LANE

Public Transportation Service Provider: Lane Council of Governments

Project Description:

Link Lane operates two rural transit routes - the Eugene-Florence Connector and the Florence-Yachats Connector. Both routes operate 7 days per week. The funding for this project will provide match for discretionary state and/or federal funding. Both routes have shown consistent ridership growth since beginning (2018 for Flo-Yac and 2020 for Eug-Flo). Both routes serve important functions in the Statewide Transit Network. The two routes provide connectivity along Hwys 101 and 126 and provide an important connection between the coast and the Willamette Valley. Both routes are timed to connect with other providers. The Eug-Flo route connects at the Eugene Amtrak station and LTD transit center. The two routes meet in Florence with the Rhody Express and CCAT Florence Express from Coos County. Riders use both routes to connect to medical appointments, shopping, other services, and recreational purposes.

Project Budget:

Fund Type	2026	2027	Total
STIF Formula:	\$498,930	\$498,930	\$997,860
Other State:	\$700,840	\$740,840	\$1,401,680
Project Total:	\$1,199,770	\$1,199,770	\$2,399,540

Other Information:

- Suballocation: 10% In-District | 90% Out-of-District
- Percent of Funds Supporting Student Transportation: 0%
- Percent of Funds Supporting Seniors and Individuals with Disabilities: 0%

Project Meets the Following STIF Criteria:

	FY26	FY27
1. Increased frequency of bus service to areas with a high percentage of Low-Income Households.	25%	25%
2. Expansion of bus routes and bus services to serve areas with a high percentage of Low-Income Households.	25%	25%
3. Fund the implementation of programs to reduce fares for public transportation in communities with a high percentage of Low-Income Households.	10%	10%
5. The improvement in the frequency and reliability of service between communities inside and outside of the Qualified Entity’s service area.	25%	25%
6. Coordination between public transportation service providers to reduce fragmentation in the provision of transportation services.	25%	25%

Project Meets the Following Oregon Public Transportation Plan Goals:

Goal 1: Mobility – Public Transportation user Experience

Goal 2: Accessibility and Connectivity

Goal 3: Community Livability and Economic Vitality

Goal 4: Equity

Goal 5: Health

Goal 6: Safety and Security

Goal 7: Environmental Sustainability

Goal 8: Land Use

Goal 9: Funding and Strategic Investment

Goal 10: Communication, Collaboration, and Coordination

Project Tasks (6 Total)

Task 1: Florence-Yachats Connector: Matching Funds for Operational Costs

Description: Florence-Yachats Operations. Runs 4 roundtrips per day; 7 days/week. Stops in Florence, Washburn Park, and Yachats. Connects north and south along Hwy. 101. Matches state funds

Category: Operations

Task Budget:

Fund Type	2026	2027	Total
STIF Formula:	\$133,400	\$133,400	\$266,800
Other State:	\$213,440	\$213,440	\$426,880
Project Total:	\$346,840	\$346,840	\$693,680

Outcome Measures:

- 148,720 revenue miles
- 5,760 revenue hours
- 6,000 rides
- 1,600 people with access to transit
- 176 low-income households with access to transit

Task 2: Florence-Yachats Connector: Matching Funds for Administrative Costs

Description: Florence-Yachats Administration. Runs 4 roundtrips per day; 7 days/week. Stops in Florence, Washburn Park, and Yachats. Connects north and south along Hwy. 101. Match state funds

Category: Administration

Task Budget:

Fund Type	2026	2027	Total
STIF Formula:	\$4,600	\$4,600	\$9,200
Other State:	\$18,400	\$18,400	\$36,800
Project Total:	\$23,000	\$23,000	\$46,000

Outcome Measures:

- 50 marketing materials

Task 3: Eugene-Florence Connector: Matching Funds for Operational Costs

Description: Runs 18 roundtrips/week. Increase to 21 roundtrips/week. Stops in Florence, 3 Rivers Casino, Mapleton, Veneta, LTD Eugene station, and Eugene Amtrak. Match state/federal funds.

Category: Operations

Task Budget:

Fund Type	2026	2027	Total
STIF Formula:	\$265,875	\$265,875	\$531,750
Other State:	\$425,400	\$425,400	\$850,800
Project Total:	\$691,275	\$691,275	\$1,382,550

Outcome Measures:

- 233,000 revenue miles
- 8,392 revenue hours
- 20,400 rides
- 13,100 people with access to transit
- 4,454 low-income households with access to transit

Task 4: Eugene-Florence Connector: Matching Funds for Administrative Costs

Description: Runs 18 roundtrips/week. Increase to 21 roundtrips/week. Stops in Florence, 3 Rivers Casino, Mapleton, Veneta, LTD Eugene station, and Eugene Amtrak. Match state/federal funds.

Category: Administration

Task Budget:

Fund Type	2026	2027	Total
STIF Formula:	\$10,900	\$10,900	\$21,800
Other State:	\$43,600	\$43,600	\$87,200
Project Total:	\$54,500	\$54,500	\$109,000

Outcome Measures:

- 50 marketing materials

Task 5: Link Lane Low Income and Student Fare Program

Description: Low Income and Student Fare Program – offer bulk ticket pricing to non-profits at a highly discounted rate (75-100% off) and develop free or reduced fare program for rural school districts.

Category: Project Administration

Task Budget:

Fund Type	2026	2027	Total
STIF Formula:	\$4,000	\$4,000	\$8,000

Outcome Measures:

- 800 Low Income and Student Fares Provided

Task 6: Project B Contingency

Description: This task creates a contingency fund for other Project B tasks to cover unexpected costs, increased market rates, inflation, or other factors to help ensure project delivery despite rising costs.

Category: Program Reserves

Task Budget:

Fund Type	2026	2027	Total
STIF Formula:	\$83,155	\$83,155	\$166,310

Outcome Measures:

- \$166,310 in reserve funds created