



CLOSURE REPORT

FORMER MAIL-WELL ENVELOPE FACILITY
2515 SE MAILWELL DRIVE, MILWAUKIE, OREGON
DEQ ECSI # 1116

PROJECT NO. US-EI-3-61M-119101

REV. 1

Prepared for:

KELLOGG PARK INVESTMENT, LLC

7553 SW Kelly Ave, Portland, Oregon 97219

DECEMBER 4, 2024



December 4, 2024

Project No. US-EI-3-61M-119101

Oregon Department of Environmental Quality
700 NE Multnomah St., Suite 600
Portland, OR 97232
Attention: Daniel Hafley


Subject: Closure Report Rev. 1 and Request for No Further Action (NFA)
Former Mail-Well Envelope Facility - DEQ ECSI #1116
2515 SE Mailwell Drive
Milwaukie, Oregon

Dear Mr. Hafley:

On behalf of Kellogg Park Investment, LLC, WSP USA Environment & Infrastructure Inc. is pleased to provide the Oregon Department of Environmental Quality with this Closure Report for the above-referenced site. We are also hereby requesting a No Further Action finding for the site. If you have any questions regarding this report, please contact John Kuiper at (503) 704-7793.

Sincerely,

WSP USA Environment & Infrastructure Inc.



John Kuiper, RG
Principal Geologist, VP

12/31/24

Jack Spadaro, CHMM
Environmental Scientist

JK/JS:al

x:\us\uspx800-por\clientdata\11000\11900\11910\119101 mailwell\reports\closure report - 2024\mailwell_closure.docx

c: Bill Lake, Kellogg Park Investment, LLC
Patty Dost, Pearl Legal Group



CLOSURE REPORT

FORMER MAIL-WELL ENVELOPE FACILITY
2515 SE MAILWELL DRIVE, MILWAUKIE, OREGON
PROJECT NO. US-EI-3-61M-119101

REV. 1

Prepared for:

Kellogg Park Investment, LLC
7553 SW Kelly Ave, Portland, Oregon 97219

Prepared by:

WSP USA Environment & Infrastructure Inc.
15862 SW 72nd Ave., Suite 150
Portland, Oregon 97224
USA
T: (503) 704-7793

December 4, 2024

Copyright and Non-Disclosure Notice

The contents and layout of this report are subject to copyright owned by WSP USA Environment & Infrastructure Inc. (WSP), save to the extent that copyright has been legally assigned by us to another party or is used by WSP under license. To the extent that we own the copyright in this report, it may not be copied or used without our prior written agreement for any purpose other than the purpose indicated in this report. The methodology (if any) contained in this report is provided to you in confidence and must not be disclosed or copied to third parties without the prior written agreement of WSP. Disclosure of that information may constitute an actionable breach of confidence or may otherwise prejudice our commercial interests. Any third party who obtains access to this report by any means will, in any event, be subject to the third-party disclaimer set out below.

Third-Party Disclaimer

Any disclosure of this report to a third party is subject to this disclaimer. The report was prepared by WSP at the instruction of, and for use by, our client named on the front of the report. It does not in any way constitute advice to any third party who is able to access it by any means. WSP fully excludes, insofar as lawfully permitted, all liability whatsoever for any loss or damage howsoever arising from reliance on the contents of this report. We do not however exclude our liability (if any) for personal injury or death resulting from our negligence, for fraud or any other matter in relation to which we cannot legally exclude liability.

TABLE OF CONTENTS

1	Introduction	1
2	Background.....	1
	2.1 Site Location	1
	2.2 Site Setting.....	1
	2.3 Physical Setting.....	1
	2.3.1 Climate	1
	2.3.2 Geology	1
	2.3.3 Hydrogeology	2
	2.4 Site History	2
3	Beneficial Land and Water Use Determinations	3
	3.1 Land Use	3
	3.2 Groundwater Use	3
	3.3 Surface Water Use	3
4	Investigation and Cleanup Work	4
	4.1 Nature and Extent of Contamination	4
	4.1.1 Remedial Action Objectives.....	6
	4.1.2 Selected Remedial Action	6
5	Risk Evaluation (Residual Risk Assessment)	8
	5.1 Conceptual Site Model.....	8
	5.2 Contaminant Concentrations	9
	5.3 Human Health Risk Assessment.....	12
	5.4 Ecological Risk Assessment.....	12
6	Conclusions and Recommendations	14
7	Limitations.....	15
8	References	16

TABLES

Table 1	Contaminant Pathway and Receptor Analysis	8
Table 2	Human Health Risk Levels (From ROD – Groundwater and Soil at Site)	12
Table 3	Ecological Risk Levels (From ROD – Surface Water in Johnson Creek).....	13
Table T-1	Groundwater Elevation Measurements	T-1
Table T-2A	Groundwater HVOC Results: Monitoring Wells 2014 – 2024	T-4
Table T-2B	Groundwater HVOC Results: All Samples 2014 – 2024.....	T-7
Table T-3	Groundwater HVOC Results: Complete History 1997 – 2024	T-10
Table T-4	Historical Soil HVOC Results.....	T-22
Table T-5	Soil Gas Analytical Results	T-25
Table T-6	Water Well Records for Site Vicinity	T-26

FIGURES

Figure 1	Site Vicinity and Remediation Area
Figure 2A	HVOC Concentrations in Soil (Area 1)
Figure 2B	HVOC Concentrations in Soil (Area 2) (2007 and 2010 Investigations)
Figure 2C	HVOC Concentrations in Soil (Area 2) (2018 Investigation)
Figure 3A	HVOC Concentrations in Groundwater (Area 1)
Figure 3B	HVOC Concentrations in Groundwater (Area 2)
Figure 4	Potentiometric Groundwater Surface
Figure 5	Tetrachloroethene (PCE) Source Area Concentrations Over Time

APPENDICES

Appendix A	Field Forms (2023 and 2024)
Appendix B	Laboratory Reports (2023 and 2024)

1 INTRODUCTION

WSP USA Environment & Infrastructure Inc. (WSP) has prepared this Closure Report on behalf of Kellogg Park Investment, LLC (Kellogg Park) for the Former Mail-Well Envelope Facility located at 2515 SE Mailwell Drive in Milwaukie, Oregon (Site, Figure 1). The Site had been formerly listed as file number 1116 in the now-discontinued Oregon Department of Environmental Quality (DEQ) Environmental Cleanup Site Information (ECSI) database. The Site has been undergoing investigation and remedial actions since 2002. Active cleanup has been performed since 2019 pursuant to the DEQ Record of Decision (ROD) (DEQ, 2019a) and DEQ Consent Judgement (DEQ, 2019b). This Closure Report summarizes the cleanup, which is now complete.

2 BACKGROUND

2.1 SITE LOCATION

The Mail-Well site is located at 2515 SE Mailwell Drive, in Milwaukie, Oregon, Section 25, Township 1S South, Range 1E East of the Willamette Meridian, Clackamas County. The Site is located at latitude 45.4551 degrees and longitude -122.6368 degrees. The elevation across the Site ranges from 48 to 60 feet above mean sea level.

2.2 SITE SETTING

The Site is located on 6.7 acres in a light industrial and manufacturing area of northern Milwaukie in Clackamas County. The Site is located approximately 0.25 miles to the north-northeast of the intersection of Oregon State Highway 99E (SE McLoughlin Boulevard), Highway 214 (Milwaukie Expressway), and SE Main Street in Milwaukie, Oregon (Figure 1). The Site is occupied by an approximately 165,000-square foot building containing manufacturing, storage, and office spaces. Railroad spurs serving the subject property and adjacent properties are located along the northern property boundary (BBA 2002a).

For the RI, the Site was conceptually divided into two potential areas of concern:

- Area 1: the north-central portion and northwest corner of the Site (including the northern portion of the Site building), and
- Area 2: the southwest corner of the Site and adjacent properties to the west and southwest.

Area 1 and Area 2 are depicted in Figure 2A and Figure 2B, respectively.

2.3 PHYSICAL SETTING

2.3.1 CLIMATE

The City of Milwaukie receives approximately 43 inches of precipitation annually. Most of the precipitation falls between November and February, with monthly average totals ranging from 5 to 7 inches. January often has the highest amount of rainfall. Precipitation totals for the remainder of the year are generally less than 2.5 inches per month. The average annual temperature in the City of Milwaukie is approximately 58°F.

2.3.2 GEOLOGY

Boring logs from on-site investigations and investigations at nearby properties to the west and southwest indicate fill material often extends from ground surface to 5 feet below ground surface (bgs). The fill is underlain by native soils consisting of silt and clayey silt to depths of up to 12 feet bgs. Silt and clayey silt were observed to be underlain by interbedded layers of sand and sandy gravels to depths of 45 feet bgs (the deepest boring completed during the on-site investigations).

Near the site, quaternary alluvium consisting of unconsolidated gravel with some silt may range from 200 to 250 feet thick. The unconsolidated gravel and silt near the Site represent deposits of glacial outburst floods, the most recent of which occurred 15,500 to 13,000 years ago (Beeson et al., 1989). The unconsolidated deposits are believed to be underlain by the Waverly Heights Basalt and/or Columbia River Basalt Group (CRBG) near the Site.

According to the U.S. Department of Agriculture's Soil Conservation Service "State Soil Geographic Database," the dominant soil type in the general area is listed as "Woodburn," with a silt loam soil surface texture. Soils are moderately well drained, with low hydraulic conductivity. Soils are in the Class C hydrologic group, which indicates soils with slow infiltration rates and soils with layers impeding downward movement of water, or soils with moderately fine or fine textures.

2.3.3 HYDROGEOLOGY

The shallow groundwater elevations vary seasonally at depths between 4 and 12 feet bgs at the Site. The Site topography is mostly level and gently sloping to the west-southwest. The estimated direction of shallow groundwater flow follows the local topography and is to the west-southwest, toward Johnson Creek. Johnson Creek, the nearest water body to the Site and a tributary of the Willamette River, is located approximately 1,200 feet to the west of the Site. The groundwater gradient across the site is estimated to be 0.003 to 0.004 vertical feet per lateral foot as measured between monitoring well MW-02, located on the southwest corner of the Site and monitoring well MW-04, located approximately 185 feet west of the Site.

Slug testing was conducted at the Site in July 2018, which yielded a hydraulic conductivity for the aquifer of 3.047 feet per day at monitoring test well MW-02.

The historical uses and primary zoning designation in the region are as an industrial sanctuary; therefore, shallow groundwater is not being used or anticipated to be used as a source of drinking water at or near the Site. Deeper groundwater (greater than 271 feet bgs and in the CRBG) within a 0.5-mile radius of the Site is used for air conditioning purposes and is not used as a source of drinking water (DEQ, 2019a).

2.4 SITE HISTORY

The Site has been used for manufacturing and printing envelopes, wrapping paper, and/or boxes since 1957, and was undeveloped before then. The Site was previously occupied by various entities known as Mail-Well Envelope Company (now known as Cenveo) or Park-Well Paper Industries. During historical Site operations, chlorinated volatile organic compounds (CVOCs) (aka halogenated volatile organic compounds [HVOCs]) such as tetrachloroethene (PCE) were used in various processes.

The Site is currently owned by Mailwell Owner, LLC, and is used for manufacturing and distribution. The property is completely covered by a large warehouse building and the associated asphalt-surfaced driveway and parking lots. Currently the Site/Property is leased by three entities:

- Swagelok (manufacturer of fluid system solutions including components and assemblies)
- Dark Horse Comics (warehouse - distribution)
- Overland Van Project (bespoke camper van builder)

3 BENEFICIAL LAND AND WATER USE DETERMINATIONS

The criteria used to evaluate remedial alternatives for groundwater and surface water depend on whether a “hot spot” is present or not, as determined by a loss of “current or reasonably likely future” beneficial use of the water resource. Oregon Administrative Rule (OAR) 3401-122-115(9) defines beneficial uses of water and OAR 340 122 115(32) defines hot spot of contamination (DEQ, 2019a). A beneficial land use determination and beneficial water use determination (BWUD) were prepared for the Mail-Well site (Amec, 2017) and the results are summarized in the following sections.

3.1 LAND USE

The Site is zoned as Industrial. The adjacent properties, and all land between the Site and the nearest surface water body, Johnson Creek, are also zoned industrial (City of Milwaukie, 2022).

3.2 GROUNDWATER USE

The area of the Site is zoned as industrial and supplied by municipal water. The results of the BWUD indicate that groundwater is not currently used as a source of drinking water either within or near the Site (see Table T-6). Likewise, groundwater is not anticipated to be used in the future; this assessment being consistent with the historical uses and the primary zoning designation in the region as an industrial sanctuary (MFA, 2006). Future beneficial water uses within the Location of Facility (LOF) could include industrial, irrigation, aquatic habitat, and aesthetic quality. Municipal water supply wells target the deeper aquifer and are located outside and upgradient of the LOF.

It is possible that shallow groundwater down-gradient from the Site discharges into Johnson Creek. However, shallow groundwater monitoring data from wells MW-05 and MW-06, located immediately upgradient from Johnson Creek, indicate that Site-related contaminants are unlikely to be transported into Johnson Creek at concentrations that would pose risk to human health or ecological receptors (Amec, 2017).

Deeper groundwater (greater than 271 feet bgs and within the CRBG) from within a 0.5-mile radius of the Site is used for air conditioning purposes but is not used as a source of drinking water (MFA, 2006) (DEQ, 2019a).

3.3 SURFACE WATER USE

Johnson Creek is located approximately 1,200 feet west and down gradient of the Site. In general, Johnson Creek is used for aesthetic quality. A section of Johnson Creek, west of the Site, is designated as a Habitat Conservation Area by the City of Milwaukie (City of Milwaukie, 2016). Johnson Creek discharges into the Willamette River, approximately 4,000 feet to the south-southwest of the Site. The Willamette River is used for anadromous fish passage, salmonid fish spawning, wildlife, recreation, transportation, and aesthetic quality.

Review of the Oregon Water Resources Department (OWRD) Water Rights Information System did not identify any surface-water intakes from Johnson Creek near the Site. However, seven surface water rights were identified for Johnson Creek or the Willamette River, the closest being approximately 1000 feet west of the Site (Amec, 2017).

A private stormwater management system is located along the west and south sides of the Site building. Six catch basins, with outlets at depths of approximately 1-foot bgs, discharge into the stormwater system. The stormwater system ultimately discharges to the City of Milwaukie’s municipal stormwater system with a discharge point located at Johnson Creek, approximately 1,500 feet southwest of the Site. A municipal stormwater pipe is located along the north side of SE Mailwell Drive (south side of the Site), bordering both the Mail-Well and adjacent (west) Grand & Benedicts property. Stormwater from within the pipe has been sampled and no significant concentrations of HVOCs were detected (Amec, 2017).

4 INVESTIGATION AND CLEANUP WORK

Results of the investigation and cleanup work at the Site have previously been presented in a series of reports and documents which include the following:

- Multiple *Subsurface Investigation Reports and Groundwater Monitoring Reports* (Amec, 2009 – 2016).
- *Final Remedial Investigation Report, Former Mail-Well Envelope Facility* (Amec, 2017).
- *Final Focused Feasibility Study Former Mail-Well Envelope Facility* (Wood, 2018).
- *Record of Decision, Selected Remedial Action for the former Mail-Well Envelope Facility, Milwaukie, Oregon* (DEQ, 2019a).
- *Remedial Action Interim Status Summary, Former Mail-Well Envelope Facility* (Wood, 2020).
- *Quarterly Groundwater Compliance Sampling Results, Former Mail-Well Envelope Facility (DEQ ECSI #1116)* (WSP, 2023).

4.1 NATURE AND EXTENT OF CONTAMINATION

Multiple phases of environmental investigation have been completed at the Mail-Well site, starting in 2002 when HVOCs were initially detected in groundwater at a former product drum storage area in the northern end of the Site. The area is located between the building and the railroad tracks and is designated as “Area 1” (see Figure 1). Later investigation led to the discovery of a second HVOC area at a former trench in the southwest corner of the Site and designated as “Area 2”. Investigation has also occurred on adjoining and nearby properties, including the Former WW Metals Fab (ECSI #4200) and Grand & Benedicts (former Oregon Transfer [ECSI #4447]).

Results of the investigations and cleanup work at Area 1 and Area 2 are summarized in the sections below. Groundwater elevation measurements are presented in Table T-1. Soil and groundwater contaminant concentrations are presented in Tables T-2A, T-2B, T-3, and T-4, and depicted in Figures 2A, 2B, 2C, 3A, and 3B. Figure 4 presents the typical groundwater potentiometric surface at the Site, as measured on June 20, 2024.

Area 1.

Historical investigations at Area 1 were completed by Bergerson Bose and Associates (BBA) and are described in the following reports:

- *Phase I Environmental Site Assessment, Former Mail-Well* (BBA, 2002a).
- *Phase II Environmental Site Assessment, Former Mail-Well* (BBA, 2002b).
- *Additional Phase II ESA, Former Mail-Well* (BBA, December 2006).

The highest concentrations of HVOCs were detected in soil and groundwater at boring SB-7 (see Figures 2A and 3A). The PCE was detected in soil at 449 milligrams per kilogram (mg/kg) at 4-6 feet bgs, and in groundwater at 20,700 micrograms per liter (µg/L) at 10-14 feet bgs. Low concentrations of the PCE-biodegradation products trichloroethene (TCE), cis-1-2-DCE (cDCE), and vinyl chloride (VC) also were detected. Borings in the immediate vicinity of SB-7 contained much lower concentrations of HVOCs in both soil and groundwater. A shallow groundwater plume was identified extending in a western direction from the SB-7 location. At the downgradient property boundary location SB-2, PCE and TCE concentrations were 4.34 µg/L and 45 µg/L, respectively, indicating rapid attenuation of the HVOC plume. Significant CVOCs were not detected on the adjoining Oregon Transfer site (now Grand & Benedicts) property (ECSI#4447) at location OGP-06 associated with the Area 1 plume (Amec, 2017).

As stated in the ROD, an area of approximately 40 feet by 40 feet (1,600 square feet) was determined to contain tetrachloroethene (PCE) concentrations exceeding DEQ’s risk-based concentrations (RBCs) for Groundwater in Excavation (RBCwe) exposure pathway, with an exceedance quotient of approximately 4 times (4x). There are no beneficial uses of groundwater in Area 1 and thus no potential for contaminant hot spots. Hot spot values are not

available for vapor exposure pathways, nor for Groundwater in Excavation. Therefore, hot spots of contamination are not present in Area 1 that would trigger DEQ's preference for treatment (DEQ, 2019a).

Area 2.

Historical investigations at Area 2 and down-gradient of Area 2 were completed by Evergreen Environmental Management (Evergreen) and WSP predecessor companies (Amec and Wood), and are detailed in the following reports:

- *Site Characterization Soil and Groundwater Sampling, Oregon Transfer Company Office/Warehouse Property (Evergreen, 2007).*
- *Multiple Subsurface Investigation Reports and Groundwater Monitoring Reports (Amec, 2009 - 2016).*
- *Final Remedial Investigation Report, Former Mail-Well Envelope Facility (Amec, 2017).*
- *Final Focused Feasibility Study Former Mail-Well Envelope Facility (Wood, 2018).*

Details related to the nature and extent of contamination at Area 2 are summarized below.

Soil. The highest concentrations of HVOCs (PCE and TCE at 13,500 mg/kg and 7.7 mg/kg, respectively) were detected in saturated soils at approximately 12.0 - 13.5 feet bgs in the vicinity of the former trench (location of MW-02 and borings SA-21 and SA-22). HVOCs were generally not observed in field screening of unsaturated soil in the Area 2 source area. This is due to the groundwater being shallow (approximately 7 feet bgs) and the release being highly concentrated and localized to the former trench. Field screening of soil downgradient of the release area also did not identify significant HVOCs.

Groundwater. The highest groundwater concentrations of PCE historically detected in Area 2 were at monitoring well MW-02 and borings SA-21 and SA-22 (former trench and presumed release locations, respectively). Groundwater PCE concentrations at MW-02, SA-21, and SA-22, prior to treatment, were measured at 33,700 µg/L, 104,000 µg/L, and 158,000 µg/L, respectively.

As stated in the ROD, an approximately 25-foot by 40-foot (1,000-square-foot) area was determined to contain PCE and/or trichloroethene (TCE) concentrations above DEQ RBCs, representing either a direct contact (Groundwater in Excavation) or vapor risk. Saturated zone contamination (at unacceptable levels) was determined to be as shallow as 6.5 feet bgs and extend to as deep as 16 feet bgs. The maximum PCE groundwater concentration of 158,000 µg/L, detected at boring location SA-22, together with field screening evidence, indicated that residual non-aqueous liquid (NAPL) may have been present. The location of NAPL (if it was present) would have been within silt lenses below the water table in the vicinity of borings SA-21 and SA-22. The high concentrations had the potential of supporting future migration of contamination towards Johnson Creek. Residual NAPL, if present, could also be considered highly mobile and subject to DEQ's preference for treatment. Higher concentrations of PCE also were detected in *saturated soil* samples collected from borings SA-21 and SA-22, the latter as high as 13,500,000 µg/L at 12-12.5 feet bgs. Promulgated DEQ hot spot values would not be applicable to these detections.

The entire Area 2 source area, including the SA-21 and SA-22 locations, was proposed for intensive, active remediation consistent with hot spot guidance (DEQ, 2019a).

Note that *post-treatment groundwater* concentrations in the contaminant source area are vastly reduced and now meet cleanup targets as specified within the ROD. The most recent groundwater data (June 20, 2024) measured PCE and TCE at the source area (MW-02) at 70.5 µg/L and 4.18 µg/L, respectively.

Surface Water. Sampling was completed to evaluate ways in which surface water might be impacted by Area 2 releases: Facilitated transport of groundwater contaminants via a storm sewer below SE Mailwell Drive, and groundwater-to-surface water migration (non-facilitated advective transport). During three separate events in 2016 and 2017, water samples were collected from within the stormwater line downgradient of Area 2. Sampling was performed to assess the potential for contaminants within the Area 2 "plume" extending from Area 2, in a westerly direction, to infiltrate the storm sewer beneath SE Mailwell Drive and ultimately discharge to Johnson Creek southwest of the Site. Samples were collected from two manholes located along the sewer line, and at the discharge point to Johnson Creek. All samples were collected during non-precipitation (non-stormwater flow) conditions, when contaminant discharge to the sewer would be non-diluted and represent worst case conditions. PCE, TCE, and cis-1,2-dichloroethylene (DCE) were detected in one or more of the sampling events, with maximum

concentrations for individual HVOCs less than 10 µg/L. The HVOC concentrations decreased in the down-pipe (westerly) direction. No HVOCs were detected at the outfall to Johnson Creek, indicating to DEQ that while seasonal infiltration into the storm sewer line was occurring, preferential contaminant migration through the sewer line did not pose a risk to Johnson Creek due to volatilization/dilution within the pipe prior to discharge. With Area 2 treatment, contaminant concentrations entering the pipe would decrease (DEQ, 2019a).

Sediment. Based on the low concentrations of HVOCs detected in the down-pipe portion of the sewer, and the volatility of the contaminants, sediment impacts are not expected. DEQ did not require sediment sampling within Johnson Creek (DEQ, 2019a).

Air. Groundwater contamination in the Area 2 source area represents a potential risk through vapor intrusion into buildings and volatilization to outdoor air, as evidenced by exceedances of relevant DEQ RBCs. At soil gas sampling location AB-05 within the source area, PCE and TCE concentrations (25,000 and 2,700 µg/m³, respectively) were close to but did not exceed occupational RBCs (DEQ, 2019a).

4.1.1 REMEDIAL ACTION OBJECTIVES

Site-specific remedial action objectives (RAOs) were developed for soil and groundwater at Mail-Well for the purpose of achieving protection of human health, ecological receptors, and beneficial uses, as required by OAR 340-122-040. The RAOs, as specified in the DEQ ROD, for the Site are as follows:

1. Protect future hypothetical construction/excavation workers from unacceptable risk from contact with contaminated groundwater on the Site and adjacent property through reduction of PCE and TEC concentrations in groundwater to less than the applicable RBCs.
2. Maintain protection of ecological receptors in Johnson Creek, including fish, which may be eaten by people.
 - Decrease the groundwater contaminant mass available for future mobilization toward Johnson Creek or into the nearby leaky stormwater system.
 - Decrease contaminant flux in shallow groundwater to downgradient areas.
 - No significant rebound in shallow groundwater contaminant concentrations after remedy.
3. No damage to adjacent building or nearby subsurface utilities caused by remedy.
4. Treat hot spots of contamination to the extent feasible, as specified in OAR 340-122-090(4).

Additional RAOs specific to Kellogg Park included the following:

1. The remedial action must provide rapid and permanent contamination mass reduction and effectively reduce future contaminant flux in one application, without multiple iterative treatments.
2. The remedial action must not create PCE degradation byproducts (e.g. TCE and VC) that may result in a vapor intrusion risk to the adjacent building or any other increased risks to the Site or downgradient receptors.

4.1.2 SELECTED REMEDIAL ACTION

As stated in the DEQ ROD, the selected remedial action differentiates between Area 1 and Area 2 and consists of the following elements:

Area 1. Recording of an easement and equitable servitude (EES) delineating the extent of contamination exceeding DEQ's RBCs for the Groundwater in Excavation (RBCwe) exposure pathway, along with a Contaminated Media Management Plan (CMMP). Groundwater use will also be prohibited.

Area 2.

- In-situ groundwater treatment using direct injection of an in-situ treatment chemical (BOS 100® or similar product) to facilitate contaminant destruction/degradation. The depth of treatment extending from approximately the water table to approximately 16 feet below ground surface.

- Effectiveness monitoring quarterly for, at a minimum, one year at selected groundwater monitoring wells, post-injection, to confirm the down gradient concentrations of CVOCs (aka HVOCs) are decreasing in groundwater, and that RAOs outlined in this staff report have or will be achieved.
- Institutional controls, including a prohibition on groundwater use.

Additional details regarding the implementation of the Area 2 remedial action and subsequent monitoring are provided in the ROD, and summarized in the bullets below:

- Remedial action to include injection of treatment amendment (BOS 100® or other) slurry solution into approximately 38 injection points. The slurry to be injected in discrete intervals that vary between approximately 7 to 16 feet bgs.
- Performance evaluation sampling, to include monitoring wells MW-02 and MW-03 and other locations as deemed necessary, to begin 3 months after injection. If treatment objectives are not met (for example, if CVOC [HVOC] concentrations remain above Groundwater in Excavation and Occupational Vapor Intrusion RBCs in source area well MW-02), a second round of performance evaluation sampling will be performed as determined necessary by DEQ.
- After performance evaluation samples have confirmed that contaminant concentrations in the source area are below relevant RBCs, then one year of consecutive seasonal quarterly groundwater sampling of the existing monitoring well network will be performed. It is anticipated that the four quarters of groundwater compliance monitoring will commence four to six months after successful injection. Following the four quarters of samples demonstrating compliance with the applicable RBCs and/or levels deemed by DEQ to be protective given Site conditions, a Certification of Completion of the remedial action will be completed by DEQ, and a conditional No Further Action determination issued by the agency.

As further stated in the DEQ ROD:

- Treatment of the Area 2 source area will, over time, result in decreases in off-site plume concentrations over time.
- Institutional controls, in the form of an EES and a CMMP, will be recorded for the property to manage future potential risk associated with residual soil and groundwater that may remain at Mail-Well, following implementation of the remedial action. The EES will include prohibitions on groundwater use throughout the Mail-Well site.
- The selected remedies for Areas 1 and 2 meet the remedial objectives outlined for the Site, are protective of human health and the environment, and consistent with DEQ's preference for treatment of hot spots.

The above remedial actions have been completed as detailed in the Remedial Interim Action Status Summary (Wood, 2020), and subsequent memoranda and email correspondence. The treatment area is shown on the attached Figure 2C. The most recent groundwater monitoring results, including "one year of consecutive seasonal quarterly groundwater sampling of the existing monitoring well network", are summarized in Table T-2B. Field sampling records and laboratory analytical reports are provided in Appendix A and Appendix B, respectively.

5 RISK EVALUATION (RESIDUAL RISK ASSESSMENT)

This section presents a Residual Risk Assessment (RRA) for the Site. The RRA has been prepared to evaluate human and ecological exposure to residual chemical concentrations in soil and groundwater post-remediation, and to document that current Site conditions after the completion of remedial activities are suitable for planned and potential future uses of the Site. The Final Remedial Investigation Report (Amec, 2017) and ROD (DEQ, 2019a) describe in detail the procedures previously used in the baseline risk assessment to evaluate the pre-remediation potential risks associated with PCE and TCE in Site media (soil, groundwater, and soil gas).

5.1 CONCEPTUAL SITE MODEL

The CSM considers potential mechanisms of contaminant transport from source areas to potential and/or hypothetical receptors, based on historical, current, and future land and beneficial water uses at the Mail-Well site.

The HVOCs detected at the site support the conclusion that two undocumented releases of HVOCs occurred at or near the ground surface, the most significant being at Area 2. PCE has been detected at the highest concentrations of the HVOCs in the different media, indicating that the released substance consisted primarily of PCE with other related constituents either arising from PCE dechlorination or initially existing as impurities in the released material. The released PCE appears to have migrated generally downward through the vadose zone soil at the release point(s) until reaching shallow groundwater, where dissolved phase constituents were transported by shallow groundwater flow. Despite the presence of high concentrations of PCE indicating the potential presence of DNAPL, contamination was not found in deeper groundwater within or downgradient of the Area 2 source area. Contaminants are not expected to remain in shallow soils (less than three feet bgs) due to volatilization over the decades since the release(s) occurred, and nearly all existing residual contamination resides below a depth of 6.5 feet bgs.

The Site is an industrial use property, and no drinking water or industrial supply wells have been identified. Occupational workers are unlikely to contact soil deeper than 3 feet bgs (i.e., subsurface soil) while performing typical activities on a commercial/industrial property. Except for minor landscape areas, the Site is currently covered by buildings and asphalt-covered parking lot and driveway areas. Potentially complete exposure pathways include current and future construction and excavation worker direct contact to deeper soils and groundwater, and occupational inhalation of airborne contaminants (groundwater to indoor air).

Because the Site is located within a heavy industrial area that is completely covered with industrial buildings and paved parking areas and roadways (except for minor landscaping), the likelihood that wildlife would use and forage within the locality of facility is negligible. The RI data indicate that Site contaminants are not being transported into Johnson Creek (the nearest surface water body) at significant concentrations.

The table below summarizes the contaminant pathway/receptor analysis for the Site.

Table 1 Contaminant Pathway and Receptor Analysis

Pathway	Receptor	Complete Pathway (and Applicable RBC)?
Soil (Human Health)		
Ingestion, dermal contact, and inhalation	Residential	No
	Occupational	No
	Construction worker	No
	Excavation worker	Yes

Pathway	Receptor	Complete Pathway (and Applicable RBC)?
Volatilization to outdoor air	Residential	No
	Occupational	No
Vapor intrusion into buildings	Residential	No
	Occupational	Yes
Leaching to groundwater	Residential	No
	Occupational	No
Groundwater (Human Health)		
Ingestion and inhalation from tap water	Residential	No
	Occupational	No
Volatilization to outdoor air	Residential	No
	Occupational	Yes
	Construction worker	Yes
	Excavation worker	Yes
Vapor intrusion into buildings	Residential	No
	Occupational	Yes
	Construction worker	Yes
	Excavation worker	No
Groundwater in excavation	Construction worker	Yes
	Excavation worker	Yes
(Ecological)		
Terrestrial	All	No
Aquatic	All	No

5.2 CONTAMINANT CONCENTRATIONS

The recent groundwater analytical results and a complete history of the groundwater analytical results are provided in Table T-2A and Table T-3, respectively. All soil analytical results are provided in Table T-4. The highest residual concentrations based on the most recent sampling events are summarized below. However, these concentrations are likely to be overestimates of current concentrations due to ongoing degradation and dilution that have occurred since the samples were collected. According to the Environmental Protection Agency (EPA) archived technical factsheet on tetrachloroethylene the chemical half-life of PCE in soil and groundwater is about 9 months at a temperature of 25 degrees Celsius. Likewise, TCE has a reported aquifer half-life of about 10 months based on aquifer studies (Miranda, 2020). In addition, source reduction over time is expected to occur through dilution, desorption, and vaporization processes.

Area 1:

- PCE and TCE concentrations in soil at a single boring in the source area (SB-7) were measured at 449 mg/kg and 3.18 mg/kg, respectively, on June 26, 2002 (see Figure 2A). Samples from all other/surrounding borings in Area 1 ranged from non-detect (ND) to 0.941 mg/kg for PCE and ND to 0.030 mg/kg for TCE. Except for boring SB-7, all values were well below RBCs. Twenty-two years have elapsed since the samples were collected, and based on an estimated half-life of 9 months and 10 months for PCE and TCE, respectively, actual soil

concentrations are almost certainly less now than in 2002 and would be expected to continue to decline over time.

- PCE and TCE concentrations in groundwater ranged up to 20,700 µg/L and 519 µg/L at borings S-7 and S-3, respectively, on June 26, 2002. Borings S-3 and S-7 are located approximately 30 feet apart, and between the building and the railroad tracks (see Figure 3A). Samples from all other/surrounding borings in Area 1 ranged from non-detect (ND) to 4,160 µg/L for PCE and ND to 250 µg/L for TCE. Except for borings SB-3 and SB-7, all detections in Area 1 were well below RBCs for groundwater in excavation, and below the vapor intrusion into buildings (established value at time of ROD). The 2002 groundwater concentrations do exceed the new vapor intrusion RBC screening levels that were updated in 2023. Twenty-two years have elapsed since the samples were collected, and based on an estimated half-life of 9 months and 10 months for PCE and TCE, respectively, actual groundwater concentrations are almost certainly less now than in 2002 and would be expected to continue to decline over time.
- PCE and TCE concentrations in soil gas samples collected from adjacent to the source area (AB-11) in were 24,000 µg/m³ and 1,500 µg/m³, respectively (see Table T-5). Locations are shown on Figure 2A). All other samples ranged from 8.4 µg/m³ to 770 µg/m³ and ND to 210 µg/m³ for PCE and TCE, respectively. These values are all below the occupational screening levels, as established at the time of the ROD. The highest concentration (in 2009) did exceed the newly updated screening levels (2023). However, given the large size of the warehouse building and the huge air volume capacity it contains (approximately 1,500,000 cubic feet of air capacity), coupled with the presence of a concrete floor (estimated to be six inches thick and relatively impervious to vapor transport), it is highly unlikely that any significant vapor accumulation could occur within the building. In addition, building ventilation would also act to keep vapor concentrations low. For warehouse buildings, typical air exchange rates range from about 6 to 30 changes per hour. Also, the source PCE and TCE for the soil gas is expected to decline over time through the processes of dilution, desorption, and vaporization. Finally, fifteen years have elapsed since the soil gas samples were collected and based on an estimated half-life of 9 months and 10 months for the soil/groundwater sources of PCE and TCE, respectively, actual soil gas concentrations are almost certainly less now than in 2009 and would be expected to continue to decline over time.

Area 2:

- The highest PCE and TCE concentrations in saturated zone soils at the source area (SA-21 and SA-22 [near MW-02]) were 13,500 mg/kg and 7.7 mg/kg, respectively, on July 19, 2018 (see Figure 2C, where results are presented in micrograms per kilogram [µg/kg]). Two rounds of remediation injections were completed in this area (2019 and 2023), and recent groundwater data indicate remediation of these saturated soils is complete.
- PCE and TCE concentrations in groundwater at the source area (MW-2) on June 20, 2024, were 70.5 µg/L and 4.18 µg/L, respectively. The PCE and TCE values are well below the construction worker and excavation worker groundwater in excavation RBCs. RBCs are also well below the vapor intrusion into buildings RBCs, including the recently revised RBC screening levels for both acute and chronic vapor intrusion.
- PCE and TCE concentrations in groundwater at MW-7 (immediately downgradient of the source area) on June 20, 2024, were 759 µg/L and 846 µg/L, respectively. The PCE value is well below the construction worker and excavation worker groundwater in excavation RBC. The TCE value exceeded the construction worker and excavation worker groundwater in excavation RBC, but by a factor of less than 2 times (2x), and of the five most recent groundwater samples (collected over the past year), the June 20, 2024, sample was the only exceedance, with other measured values as low as 18.1 µg/L. Given that TCE is a transitory breakdown product of PCE, and that PCE concentrations at MW-7 remain consistently below the groundwater in excavation RBC, and given that concentrations in the upgradient source area (MW-2) and down-gradient areas (MW-3 and MW-4) remain very low, it is reasonable to assume that TCE concentrations in MW-7 will undergo natural attenuation and trend downward towards being consistently below RBCs. This conclusion that downward trends in concentrations will continue is additionally supported by the documented half-lives of PCE and TCE of 9 and 10 months, respectively, as mentioned previously.
- PCE and TCE concentrations in groundwater at the nearest off-site downgradient wells (MW-3, and MW-4) on June 20, 2024, ranged from 97.8 µg/L to 222 µg/L and 11.7 µg/L to 26.5 µg/L, respectively. The PCE and TCE values are well below the construction worker and excavation worker groundwater in excavation RBCs. RBCs

are also below the vapor intrusion into buildings RBCs as established at the time of the ROD and are also below the recently revised RBC screening levels for acute vapor intrusion.

- PCE and TCE concentrations at further downgradient wells MW-5 and MW-6 (next to and upgradient of Johnson Creek) on June 20, 2024, were all non-detect (ND). Concentrations in these wells have consistently been ND since 2016, demonstrating that the contaminant plume is not reaching Johnson Creek.
- TCE, cDCE, and VC concentrations have not increased significantly due to the treatment/dechlorination of PCE. Any increases are and have been transient in nature, as the continuing biotic and abiotic dechlorination processes eventually break down the PCE daughter products to ethene or acetylene.

5.3 HUMAN HEALTH RISK ASSESSMENT

The chemicals of concern at the Site include the following:

- PCE and TCE in soil and groundwater in both Areas 1 and 2.

The potentially complete pathways include the following:

- Inhalation of PCE from soil volatilization to indoor air for occupational workers and indoor/outdoor air inhalation for construction/excavation workers.
- Occupational and construction/excavation worker dermal contact with/ingestion of shallow soil; shallow soil concentrations of PCE and TCE did not exceed these RBCs.
- Construction/excavation worker dermal contact with/incidental ingestion of deep soil; deep soil concentrations of PCE and TCE did exceed these RBCs either very long ago in Area 1, or before aggressive treatment of saturated soil and groundwater in Area 2.
- Excavation worker human health RBC that is protective for direct contact and incidental ingestion of groundwater; the PCE concentrations in Area 2 shallow groundwater (less than 15 feet bgs) did not exceed this RBC in June 2024, and TCE concentration exceeded the concentration only once in the past year at well MW-07

Pursuant to the ROD (DEQ, 2019) the acceptable human health risk levels for PCE and TCE in soil and groundwater at the Site are as follows:

Table 2 Human Health Risk Levels (From ROD – Groundwater and Soil at Site)

PCE	Acceptable Risk Level (µg/L) in Groundwater		Acceptable Risk Level (µg/kg) in Soil	
	PCE	TCE	PCE	TCE
Ingestion, Dermal Contact, and Inhalation - Occupational	48	3.3	1,000,000	51,000
Ingestion, Dermal Contact, and Inhalation – Construction Worker	5,600	430	1,800,000	130,000
Ingestion, Dermal Contact, and Inhalation – Excavation Worker	5,600	430	50,000,000	3,700,000
Vapor Intrusion into Buildings - Occupational	48,000	3,700	36,000	2,300
Volatilization to Outdoor Air - Occupational	>S	20,000	>Csat	96,000

bold = most applicable risk-based concentrations for site

5.4 ECOLOGICAL RISK ASSESSMENT

As stated in the ROD (DEQ, 2019a), an ecological risk evaluation was conducted at the Site and documented in the risk assessment report (Amec Foster Wheeler, 2017). The evaluation determined that the Site is located within a heavy industrial area that is completely covered with industrial buildings and paved parking areas and roadways (except for minor landscaping). As such, the likelihood that wildlife would use and forage within the locality of facility is negligible. Additionally, because the highest concentrations of the chemicals of concern are distributed in subsurface soil and shallow groundwater at depths mostly greater than 6.5 feet bgs, there is no realistic possibility that any wildlife would contact contaminants at the Site (DEQ, 2019a).

Johnson Creek is located downgradient of Area 2. Ecological receptors in Johnson Creek could potentially be exposed to Site contaminants in groundwater that are transported into the creek by groundwater seasonally discharging into the creek along the banks (i.e., seeps) near the down-gradient edge of the locality of facility. Ecological receptors could also be exposed to groundwater leaking into the municipal stormwater sewer along SE Mailwell Drive and being transported directly by stormwater system via the outfall to the creek. However, the RI data indicate that Site contaminants are not being transported into Johnson Creek at concentrations that would have the potential to pose unacceptable risk to ecological receptors (DEQ, 2019a).

Pursuant to the ROD (DEQ, 2019a) the acceptable ecological risk levels for PCE and TCE in surface water down-gradient of the Site (Johnson Creek) are as follows:

Table 3 Ecological Risk Levels (From ROD – Surface Water in Johnson Creek)

CVOCs [HVOCs]	Acceptable Risk Level (µg/L)	
	PCE	TCE
RBC Scenario		
Water + Organism	0.24	1.4
Organism Only	0.33	3.0
Aquatic	840	21,900
Birds	NA	NA
Mammals	6,000	3,000

6 CONCLUSIONS AND RECOMMENDATIONS

The requirements of the ROD have been met at Area 1. Specifically:

- Recording of an EES is being completed. The EES:
 - Delineates the extent of contamination exceeding DEQ RBCs for the Groundwater in Excavation exposure pathway. The delineation area is approximately 40 feet by 40 feet and centered on sample locations SB-7, SB-9, and AB-11 (see Figure 2A).
 - Stipulates preparation of a CMMP – which has been completed (WSP, 2024).
 - States that groundwater use is prohibited.
- Vapor intrusion risk is not significant. Only one soil gas sample in the area of residual contamination contained significantly elevated levels of PCE and TCE. However, these levels were below the occupational exposure levels at the time of the ROD. In addition, the very localized nature of the soil gas occurrence, the amount of time that has elapsed since the sample was collected (18 years), and the large air volume and circulation within the on-site warehouse building (only structure on the Site) make any significant accumulation of vapors unlikely.
- Contaminants in the area are expected to continue to decline over time.

The requirements of the ROD have been met at Area 2. Specifically:

- In-situ groundwater treatment was successfully completed, with contaminant destruction and degradation accomplished using direct injection of BOS 100[®] and a similar updated product formulation. The depth of treatment extended from the water table to over 16 feet bgs.
- After remediation performance evaluation samples confirmed that contaminant concentrations in the source area (MW-02) were below relevant RBCs, one year of quarterly groundwater sampling of the entire monitoring well network was performed. This included wells MW-01, MW-02, MW-03, MW-04, MW-05, MW-06, and MW-07. The quarterly monitoring over the course of the year (post-injection) confirmed both the source area and down gradient concentrations of CVOCs (HVOCs) in groundwater are decreasing, and that RAOs outlined in the ROD either have been or will be achieved.
- There has been no significant rebound in groundwater contaminant concentrations post injection, and overall concentrations continue to decline. This includes both on-site well locations and down-gradient off-site well locations.
- Vapor intrusion risk is not significant. Only a trace concentration of PCE is present in recent groundwater samples from the well nearest to the on-site building (MW-01). TCE and other HVOCs in MW-01 are all ND. TCE and PCE concentrations in the source area groundwater (MW-02) are very low and within RBCs, and soil and groundwater samples previously collected from beneath the nearest down-gradient building (warehouse) in 2007 did not indicate the presence of significant contamination (Evergreen, 2007). The large interior capacities and air volumes within both the on-site and off-site buildings make any significant accumulation of vapors unlikely.
- Institutional controls, including a prohibition on groundwater use and preparation of a CMMP, are being implemented as part of the EES (the same EES as described/prepared for Area 1 above).
- Given the effective source removal, CVOC/HVOC concentrations in downgradient locations are expected to continue to decline over time.

Based on the removal/destruction of CVOCs/HVOCs in the contaminant source area, and on sample results for soil and groundwater, acceptable risk levels are no longer expected to be exceeded at the Site, and a Certification of Completion of the remedial action and a No Further Action (NFA) determination are recommended and requested for this Site.

7 LIMITATIONS

This Closure report was prepared exclusively for Kellogg Park Investment, LLC by WSP USA Environment & Infrastructure Inc. (WSP). The quality of information, conclusions, and estimates contained herein is consistent with the level of effort involved in WSP and based on: i) information available at the time of preparation, ii) data supplied by outside sources, and iii) the assumptions, conditions, and qualifications set forth in this report. This Closure report is intended to be used by Kellogg Park Investment, LLC for the Former Mail-Well Envelope facility located at 2515 SE Mailwell Drive in Milwaukie, Oregon only, subject to the terms and conditions of its contract with WSP. Any other use of, or reliance on, this report by any third party is at that party's sole risk.

The findings contained herein are relevant to the dates of the WSP Site visits and should not be relied upon to represent conditions at later dates. If changes in the nature, usage, or layout of the property or nearby properties are made, the conclusions and recommendations contained in this report may not be valid. If additional information becomes available, it should be provided to WSP so the original conclusions and recommendations can be modified as necessary.

8 REFERENCES

- Amec Foster Wheeler (Amec), 2009 – 2016. Multiple Subsurface Investigation Reports and Groundwater Monitoring Reports for the Former Mail-Well Envelope Facility.
- Amec, 2017. Final Remedial Investigation Report, Former Mail-Well Envelope Facility. December 5, 2017.
- Bergeson Boese and Associates, Inc. (BBA), 2002a. Phase I Environmental Site Assessment, Former Mail-Well Envelope Property. Prepared for MacKay Envelope, Minneapolis, Minnesota, dated January 25, 2002.
- BBA, 2002b. Phase II Environmental Site Assessment, Former Mail-Well Envelope Property. Prepared for Kellogg Park, LLC, Lake Oswego, Oregon, dated February 21, 2002.
- BBA, 2006. Additional Phase II Environmental Site Assessment, Former Mail-Well Envelope Property. Prepared for Kellogg Park, LLC, Lake Oswego, Oregon, dated December 1, 2006.
- Beeson, M.H., Tolan, T.L., and Madin, I.P., 1989, Geologic map of the Lake Oswego quadrangle, Clackamas, Multnomah, and Washington Counties, Oregon: Oregon Department of Geology and Mineral Industries, Geological Map Series 59, scale 1:24,000
- City of Milwaukie, 2016. Geographic Information Systems (GIS) Zoning and Planning maps <http://www.milwaukieoregon.gov/gis/planning-maps>, accessed December 2016.
- City of Milwaukie, 2022. Land Use. Milwaukie Comprehensive Plan – Map 8. June 3, 2022.
- DEQ, 2019a. Record of Decision, Selected Remedial Action for the former Mail-Well Envelope Facility, Milwaukie, Oregon. February 12, 2019.
- DEQ, 2019b. Consent Judgment 19CV27606. June 20, 2019.
- DEQ, 2020. Conducting Ecological Risk Assessments. September 14, 2020.
- DEQ, 2023. Risk-Based Concentrations for Individual Chemicals. August 2023.
- DEQ, 2024. Table 1. Chronic and Acute Vapor Intrusion Risk-Based Concentrations. March 2024.
- Evergreen Environmental Management (Evergreen), 2007. Site Characterization Soil and Groundwater Sampling, Oregon Transfer Company Office/Warehouse Property, 9304 Main Street, Milwaukie, OR. April 15, 2007.
- Maul Foster and Alongi (MFA), 2006. Independent Cleanup Program Closeout Report, WW Metal Fab, 2200 SE Mailwell Drive, Milwaukie, Oregon. June 7, 2006.
- Miranda, et. al, 2020. Environmental Science – Process and Impacts. Trichloroethylene, a Ubiquitous Environmental Contaminant in the Risk for Parkinson’s Disease. January 21, 2020.
- Oregon Water Resources Department (OWRD) Water Rights Information System (WRIS) database query <http://apps.wrd.state.or.us/apps/wr/wrinfo/>, accessed October and December 2015, April 2016.
- OWRD Well Log database query http://apps.wrd.state.or.us/apps/gw/well_log/ accessed October and December 2015, April 2016.
- Wood, 2018. Final Focused Feasibility Study Former Mail-Well Envelope Facility. October 29, 2018.
- Wood, 2020. Remedial Action Interim Status Summary, Former Mail-Well Envelope Facility. March 2, 2020.
- WSP, 2023. Quarterly Groundwater Compliance Sampling Results, Former Mail-Well Envelope Facility (DEQ ECSI #1116), 2515 SE Mailwell Drive, Milwaukie, Oregon. November 28, 2023.
- WSP, 2024. Contaminated Media Management Plan (CMMP), Former Mail-Well Envelope Facility (DEQ ECSI #1116), 2515 SE Mailwell Drive, Milwaukie, Oregon. September 13, 2024.

TABLES

T-1 THROUGH T-6

**TABLE T-1
Groundwater Elevation Measurements
Former Mail-Well Envelope Facility
Milwaukie, Oregon**

Well ID	Screen Interval (feet bgs)	Top of Casing (feet ^a)	Measurement Date	Depth to Water (feet, btoc)	Water Level Elevation (feet, relative to MW-01 Top of Casing = 100 ft)
MW-01	10 - 20	100.00	10/31/2014	7.72	92.28
			2/10/2015	7.55	92.45
			5/5/2015	8.32	91.68
			8/7/2015	9.05	90.95
			9/29/2015	NM	NM
			12/18/2015	NM	NM
			1/25/2016	NM	NM
			4/1/2016	NM	NM
			7/22/2016	NM	NM
			9/9/2016	NM	NM
			12/19/2016	NM	NM
			12/27/2016	NM	NM
			5/4/2017	NM	NM
			9/12/2017	NM	NM
			9/29/2023	NM	NM
MW-02	10 - 20	99.07	10/31/2014	6.91	92.16
			2/10/2015	6.86	92.21
			5/5/2015	7.52	91.55
			8/7/2015	8.21	90.86
			9/29/2015	8.25	90.82
			12/18/2015	6.62	92.45
			1/25/2016	7.11	91.96
			4/1/2016	7.13	91.94
			7/22/2016	NM	NM
			9/9/2016	NM	NM
			12/19/2016	6.92	92.15
			12/27/2016	NM	NM
			5/4/2017	NM	NM
			9/12/2017	8.01	91.06
			7/2/2018	7.08	91.99
			7/6/2018	7.74	91.33
			11/4/2019	7.18	91.89
			12/16/2019	8.40	90.67
			3/26/2020	7.64	91.43
			6/19/2020	7.68	91.39
1/29/2021	7.10	91.97			
7/16/2021	8.29	90.78			
1/28/2022	7.31	91.76			
7/21/2022	7.39	91.68			
9/13/2023	8.05	91.02			
9/29/2023	7.83	91.24			
12/20/2023	7.08	91.99			
3/21/2024	7.40	91.67			
6/20/2024	7.45	91.62			

TABLE T-1
Groundwater Elevation Measurements
Former Mail-Well Envelope Facility
Milwaukie, Oregon

Well ID	Screen Interval (feet bgs)	Top of Casing (feet ^a)	Measurement Date	Depth to Water (feet, btoc)	Water Level Elevation (feet, relative to MW-01 Top of Casing = 100 ft)
MW-03	10 - 20	97.26	10/31/2014	5.29	91.97
			2/10/2015	5.16	92.10
			5/5/2015	6.03	91.23
			8/7/2015	6.70	90.56
			9/29/2015	6.72	90.54
			12/18/2015	5.70	91.56
			1/25/2016	5.55	91.71
			4/1/2016	5.62	91.64
			7/22/2016	6.38	90.88
			9/9/2016	NM	NM
			12/19/2016	5.38	91.88
			12/27/2016	NM	NM
			5/4/2017	NM	NM
			11/4/2019	6.70	90.56
			12/16/2019	6.85	90.41
			3/26/2020	6.17	91.09
			6/19/2020	6.26	91.00
			1/29/2021	5.67	91.59
			7/16/2021	6.77	90.49
			1/28/2022	5.74	91.52
7/21/2022	5.40	91.86			
9/13/2023	6.50	90.76			
9/29/2023	6.16	91.10			
12/20/2023	5.70	91.56			
3/21/2024	5.80	91.46			
6/20/2024	5.95	91.31			
MW-04	10 - 20	94.06	10/31/2014	2.46	91.60
			2/10/2015	2.24	91.82
			5/5/2015	3.00	91.06
			8/7/2015	3.62	90.44
			9/29/2015	3.71	90.35
			12/18/2015	2.19	91.87
			1/25/2016	2.68	91.38
			4/1/2016	2.66	91.40
			7/22/2016	3.35	90.71
			9/9/2016	NM	NM
			5/4/2017	NM	NM
			9/12/2017	NM	NM
			9/29/2023	3.16	90.90
			12/20/2023	2.85	91.21
			3/21/2024	2.90	91.16
6/20/2024	2.95	91.11			
MW-05	6.5 - 21.5	85.46	9/9/2016	9.33	76.13
			12/27/2016	8.75	76.71
			5/4/2017	8.75	76.71
			9/12/2017	9.24	76.22
			9/29/2023	9.43	76.03
			12/20/2023	9.10	76.36
			3/21/2024	9.30	76.16
6/20/2024	9.55	75.91			

**TABLE T-1
Groundwater Elevation Measurements
Former Mail-Well Envelope Facility
Milwaukie, Oregon**

Well ID	Screen Interval (feet bgs)	Top of Casing (feet ^a)	Measurement Date	Depth to Water (feet, btoc)	Water Level Elevation (feet, relative to MW-01 Top of Casing = 100 ft)
MW-06	4.5 - 19.5	85.40	9/9/2016	8.30	77.10
			12/27/2016	7.72	77.68
			5/4/2017	7.71	77.69
			9/12/2017	8.23	77.17
			9/29/2023	8.41	76.99
			12/20/2023	8.10	77.30
			3/21/2024	8.40	77.00
			6/20/2024	8.51	76.89
MW-07	10 - 19.48	99.02	11/4/2019	7.71	91.31
			12/16/2019	8.42	90.60
			3/26/2020	7.63	91.39
			6/19/2020	7.63	91.39
			1/29/2021	7.11	91.91
			7/16/2021	8.28	90.74
			1/28/2022	7.16	91.86
			7/21/2022	7.43	91.59
			9/13/2023	8.25	90.77
			9/29/2023	7.80	91.22
			12/20/2023	7.40	91.62
			3/21/2024	7.20	91.82
6/20/2024	7.80	91.22			

Notes:

bgs = below ground surface

btoc = below top-of-casing

TABLE T-2A
Groundwater HVOC Results: Monitoring Wells 2014 - 2024
Former Mail-Well Envelope Facility
Milwaukie, Oregon

Location	Date	Depth (ft. bgs)	Tetra-chloroethene (PCE) (µg/L)	Tri-chloroethene (TCE) (µg/L)	cis-1,2-Di-chloroethene (cis-1,2-DCE) (µg/L)	trans-1,2-Di-chloroethene (trans-1,2-DCE) (µg/L)	1,1-Di-chloroethene (µg/L)	Vinyl chloride (µg/L)	Ethene (µg/L)	Ethane (µg/L)	Acetylene (µg/L)	Chloride (mg/L)	Dissolved Oxygen ¹ (mg/L)	ORP ¹ (mV)	Nitrate (mg/L)	Sulfate (mg/L)	Methane (µg/L)
MW-01	10/31/2014	10 - 20	U 0.500	0.770	U 0.500	U 0.500	U 0.500	U 0.500	NA	NA	NA	NA	NA	NA	NA	NA	NA
	2/10/2015	10 - 20	1.21	1.02	U 0.500	U 0.500	U 0.500	U 0.500	NA	NA	NA	NA	NA	NA	NA	NA	NA
	5/5/2015	10 - 20	0.750	0.950	U 0.500	U 0.500	U 0.500	U 0.500	NA	NA	NA	NA	NA	NA	NA	NA	NA
	8/7/2015	10 - 20	0.510	0.820	U 0.500	U 0.500	U 0.500	U 0.500	NA	NA	NA	NA	NA	NA	NA	NA	NA
	9/29/2023	10 - 20	0.650	0.450	U 0.400	U 0.400	U 0.400	U 0.200	NA	NA	NA	NA	0.99	1838	NA	NA	NA
	9/29/2023 (dup)	10 - 20	0.690	U 0.400	U 0.400	U 0.400	U 0.400	U 0.200	NA	NA	NA	NA	0.99	1838	NA	NA	NA
	12/20/2023	10 - 20	0.960	U 0.400	U 0.400	U 0.400	U 0.400	U 0.200	NA	NA	NA	NA	0.81	-10.6	NA	NA	NA
	12/20/2023 (dup)	10 - 20	0.890	U 0.400	U 0.400	U 0.400	U 0.400	U 0.200	NA	NA	NA	NA	0.81	-10.6	NA	NA	NA
	3/21/2024	10 - 20	0.700	U 0.400	U 0.400	U 0.400	U 0.400	U 0.200	NA	NA	NA	NA	0.63	116.4	NA	NA	NA
	3/21/2024 (dup)	10 - 20	0.740	U 0.400	U 0.400	U 0.400	U 0.400	U 0.200	NA	NA	NA	NA	0.63	116.4	NA	NA	NA
6/20/2024	10 - 20	0.710	U 0.400	U 0.400	U 0.400	U 0.400	U 0.200	NA	NA	NA	NA	0.62	70.7	NA	NA	NA	
6/20/24 (dup)	10 - 20	0.710	U 0.400	U 0.400	U 0.400	U 0.400	U 0.200	NA	NA	NA	NA	0.62	70.7	NA	NA	NA	
MW-02	12/18/2015	10 - 20	21,700	755	463	U 125	U 125	U 125	NA	NA	NA	NA	0.33	-27.0	NA	NA	NA
	8/7/2019	10 - 20	52,700 *	1,120 *	345 *	U 50.0 *	U 50.0 *	U 50.0 *	5.63 *	2.76 *	U 2.00 *	5.49 *	NA	NA	0.40 *	6.85 *	377 *
	11/4/2019	10 - 20	7,650	117	11.8	U 4.00	U 4.00	U 4.00	NA	NA	NA	NA	0.51	6.8	NA	NA	NA
	12/16/2019	10 - 20	5,550 *	101 *	U 10.0 *	U 10.0 *	U 10.0 *	U 10.0 *	U 2.00 *	12.5 *	U 2.00 *	3.07 *	0.15	-8.3	U 0.20 *	1.26 *	233 *
	3/26/2020	10 - 20	2,600	U 40.0	U 40.0	U 40.0	U 40.0	U 40.0	U 1.00	5.10	U 1.00	2.52	0.31	-3.3	NA	NA	75
	6/19/2020	10 - 20	2,550	68.5	U 20.0	U 20.0	U 20.0	U 20.0	NA	NA	NA	NA	0.53	-3.4	NA	NA	NA
	1/29/2021	10 - 20	5,840	561	22.0	U 20.0	U 20.0	U 20.0	NA	NA	NA	NA	0.40	-5.2	NA	NA	NA
	7/16/2021	10 - 20	10,800	508	U 20.0	U 20.0	U 20.0	U 20.0	NA	NA	NA	NA	0.59	-27.6	NA	NA	NA
	1/28/2022	10 - 20	7,750	254	U 40.0	U 40.0	U 40.0	U 40.0	U 1.00	5.3	2.8	5.19	0.26	54.6	NA	NA	83
	1/28/2022 (Dup)	10 - 20	7,370	238	U 40.0	U 40.0	U 40.0	U 40.0	NA	NA	NA	NA	NA	NA	NA	NA	NA
	7/21/2022	10 - 20	5,460	87.0	21.0	U 20.0	U 20.0	U 20.0	NA	NA	NA	NA	0.68	164.4	NA	NA	NA
	7/21/2022 (Dup)	10 - 20	6,010	85.0	U 20	U 20.0	U 20.0	U 20.0	NA	NA	NA	NA	NA	NA	NA	NA	NA
	1/20/2023	10 - 20	7,230	186	U 20.0	U 20.0	U 20.0	U 20.0	NA	NA	NA	NA	6.11	54.5	NA	NA	NA
	1/20/23 (Dup)	10 - 20	7,280	182	U 20.0	U 20.0	U 20.0	U 20.0	NA	NA	NA	NA	6.11	54.5	NA	NA	NA
	3/3/2023**	10 - 20	14,700	146	38.0	U 20.0	U 20.0	U 20.0	NA	NA	NA	NA	5.2	-29.4	NA	NA	NA
	9/13/2023	10 - 20	796	71.0	12,700	37.5	20.0	U 10.0	4.70	8.70	U 2.00	7.80	2.27	-89.1	U 2.00	U 2.00	930
9/29/2023	10 - 20	1,750	473	4,130	10.2	9.60	U 4.00	NA	NA	NA	NA	2.92	-44.4	NA	NA	NA	
12/20/2023	10 - 20	140	4.55	78.0	U .400	0.470	29.5	9.30	U 2.00	U 2.00	5.00	0.23	-74.5	U 2.00	U 2.00	8,800	
3/21/2024	10 - 20	97.2	3.03	40.4	U 0.400	U 0.400	23.4	U 2.00	U 2.00	U 2.00	2.90	0.30	-81.5	U 2.00	U 2.00	14,100	
6/20/2024	10 - 20	70.5	4.18	26.4	U .400	U .400	14.1	NA	NA	NA	NA	0.65	-54	NA	NA	NA	
MW-03	2/10/2015	10 - 20	500	17.7	20.9	U 0.500	U 0.500	0.960	NA	NA	NA	NA	0.96	40.9	NA	NA	NA
	5/5/2015	10 - 20	16.7	0.710	0.600	U 0.500	U 0.500	0.590	NA	NA	NA	NA	0.99	84.8	NA	NA	NA
	8/7/2015	10 - 20	2.50	U 0.500	U 0.500	U 0.500	U 0.500	U 0.500	NA	NA	NA	NA	0.23	27.0	NA	NA	NA
	11/4/2019	10 - 20	25.3	0.907	0.993	U 0.400	U 0.400	U 0.400	NA	NA	NA	NA	1.04	69.1	NA	NA	NA
	12/16/2019	10 - 20	82.6 *	U 0.500 *	2.01 *	U 0.500 *	U 0.500 *	U 0.500 *	U 2.00 *	U 2.00 *	U 2.00 *	5.64 *	7.06	-2.40	U 0.20 *	5.67 *	U 20.0 *
	3/26/2020	10 - 20	266	2.71	2.60	U 0.400	U 0.400	0.574	U 1.00	U 1.00	U 1.00	7.00	0.38	14.0	NA	NA	4.00
	6/19/2020	10 - 20	50.3	0.740	1.39	U 0.400	U 0.400	0.530	NA	NA	NA	NA	0.88	47.1	NA	NA	NA
	1/29/2021	10 - 20	239	3.62	1.38	U 0.800	U 0.800	U 0.800	NA	NA	NA	NA	0.51	3.90	NA	NA	NA
	7/16/2021	10 - 20	41.4	0.640	1.28	U 0.400	U 0.400	0.610	NA	NA	NA	NA	0.50	-30.6	NA	NA	NA
	1/28/2022	10 - 20	1,380	19.9	8.90	U 0.800	U 0.800	U 0.800	NA	NA	NA	NA	1.67	167.6	NA	NA	NA
	7/21/2022	10 - 20	167	4.05	1.90	U 0.400	U 0.400	0.750	NA	NA	NA	NA	0.22	160.2	NA	NA	NA
	1/20/2023	10 - 20	1,370	46.4	21.2	U 8.00	U 8.00	U 8.00	NA	NA	NA	NA	0.57	117.0	NA	NA	NA
	9/13/2023	10 - 20	140	8.35	2.96	U 0.400	U 0.400	0.790	NA	NA	NA	NA	3.20	63.0	NA	NA	NA
	9/29/2023	10 - 20	93.2	8.12	2.60	U 0.400	U 0.400	0.780	NA	NA	NA	NA	4.71	57.0	NA	NA	NA
12/20/2023	10 - 20	417	24.8	9.42	U 0.400	U 0.400	0.560	NA	NA	NA	NA	0.22	8.6	NA	NA	NA	
3/21/2024	10 - 20	480	45.6	37.9	U 2.00	U 2.00	U 1.00	NA	NA	NA	NA	0.06	96.0	NA	NA	NA	
6/20/2024	10 - 20	97.8	11.7	4.94	U 0.400	U 0.400	0.770	NA	NA	NA	NA	0.72	58.0	NA	NA	NA	

TABLE T-2A
Groundwater HVOC Results: Monitoring Wells 2014 - 2024
Former Mail-Well Envelope Facility
Milwaukie, Oregon

Location	Date	Depth (ft. bgs)	Tetra-chloroethene (PCE) (µg/L)	Tri-chloroethene (TCE) (µg/L)	cis-1,2-Di-chloroethene (cis-1,2-DCE) (µg/L)	trans-1,2-Di-chloroethene (trans-1,2-DCE) (µg/L)	1,1-Di-chloroethene (µg/L)	Vinyl chloride (µg/L)	Ethene (µg/L)	Ethane (µg/L)	Acetylene (µg/L)	Chloride (mg/L)	Dissolved Oxygen ¹ (mg/L)	ORP ¹ (mV)	Nitrate (mg/L)	Sulfate (mg/L)	Methane (µg/L)
MW-04	10/31/2014	10 - 20	156	32.5	6.40	U 5.00	U 5.00	U 5.00	NA	NA	NA	NA	NA	NA	NA	NA	NA
	2/10/2015	10 - 20	20.5	15.5	5.42	U 0.500	U 0.500	1.48	NA	NA	NA	NA	NA	NA	NA	NA	NA
	5/5/2015	10 - 20	79.4	34.9	5.25	U 0.500	U 0.500	1.08	NA	NA	NA	NA	NA	NA	NA	NA	NA
	8/7/2015	10 - 20	63.4	25.6	3.68	U 0.500	U 0.500	0.800	NA	NA	NA	NA	NA	NA	NA	NA	NA
	9/29/2023	10 - 20	239	31.2	2.60	U 0.400	U 0.400	0.380	NA	NA	NA	NA	0.59	71.3	NA	NA	NA
	12/20/2023	10 - 20	368	31.4	U 2.00	U 2.00	U 2.00	U 1.00	NA	NA	NA	NA	0.26	8.6	NA	NA	NA
	3/21/2024	10 - 20	397	38.0	3.30	U 2.00	U 2.00	U 1.00	NA	NA	NA	NA	0.14	54.4	NA	NA	NA
6/20/2024	10 - 20	222	26.5	5.46	U 0.800	U 0.800	1.44	NA	NA	NA	NA	0.30	46.8	NA	NA	NA	
MW-05	9/9/2016	6.5 - 21.5	U 0.500	U 0.500	32.5	U 0.500	U 0.500	U 0.500	NA	NA	NA	NA	NA	NA	NA	NA	NA
	12/27/2016	6.5 - 21.5	U 0.500	U 0.500	27.0	U 0.500	U 0.500	U 0.500	NA	NA	NA	NA	NA	NA	NA	NA	NA
	5/4/2017	6.5 - 21.5	U 0.500	U 0.500	32.6	0.610	U 0.500	U 0.500	NA	NA	NA	NA	NA	NA	NA	NA	NA
	9/12/2017	6.5 - 21.5	U 0.500	U 0.500	27.0	U 0.500	U 0.500	U 0.400	NA	NA	NA	NA	NA	NA	NA	NA	NA
	9/29/2023	6.5 - 21.5	U 0.400	U 0.400	16.9	U 0.400	U 0.400	U 0.200	NA	NA	NA	NA	0.69	-29.4	NA	NA	NA
	12/20/2023	6.5 - 21.5	U 0.400	U 0.400	12.0	U 0.400	U 0.400	0.450	NA	NA	NA	NA	0.34	11.3	NA	NA	NA
	3/21/2024	6.5 - 21.5	U 0.400	U 0.400	25.3	U 0.400	U 0.400	0.850	NA	NA	NA	NA	0.24	-30.2	NA	NA	NA
6/20/2024	6.5 - 21.5	U 0.400	U 0.400	16.8	U 0.400	U 0.400	0.350	NA	NA	NA	NA	1.23	50.3	NA	NA	NA	
MW-06	9/9/2016	4.6 - 19.6	U 0.500	U 0.500	3.92	U 0.500	U 0.500	U 0.500	NA	NA	NA	NA	NA	NA	NA	NA	NA
	12/27/2016	4.6 - 19.6	U 0.500	U 0.500	3.27	U 0.500	U 0.500	U 0.500	NA	NA	NA	NA	NA	NA	NA	NA	NA
	5/4/2017	4.6 - 19.6	U 0.500	U 0.500	4.33	U 0.500	U 0.500	U 0.500	NA	NA	NA	NA	NA	NA	NA	NA	NA
	9/12/2017	4.6 - 19.6	U 0.500	U 0.500	3.62	U 0.500	U 0.500	U 0.400	NA	NA	NA	NA	NA	NA	NA	NA	NA
	9/29/2023	4.6 - 19.5	U 0.400	U 0.400	2.62	U 0.400	U 0.400	0.220	NA	NA	NA	NA	0.79	-61.0	NA	NA	NA
	12/20/2023	4.6 - 19.5	U 0.400	U 0.400	1.87	U 0.400	U 0.400	U 0.200	NA	NA	NA	NA	0.39	-14.2	NA	NA	NA
	3/21/2024	4.6 - 19.5	U 0.400	U 0.400	2.36	U 0.400	U 0.400	U 0.200	NA	NA	NA	NA	0.35	-27.1	NA	NA	NA
6/20/2024	4.6 - 19.5	U 0.400	U 0.400	3.82	U 0.400	U 0.400	0.230	NA	NA	NA	NA	0.19	-73.9	NA	NA	NA	
MW-07	8/5/2019	10 - 19.7	98.1	4.47	3.13	U 0.400	U 0.400	U 0.400	NA	NA	NA	NA	NA	NA	NA	NA	NA
	8/7/2019	10 - 19.7	1,240	* U 5.00	* U 5.00	* U 5.00	* U 5.00	* U 5.00	* U 2.00	* U 2.00	* U 2.00	* 7.19	* NA	NA	0.33	* 7.19	* U 20.0
	11/4/2019	10 - 19.7	1,320		12.8	U 8.00	U 8.00	U 8.00	NA	NA	NA	NA	0.15	-27.3	NA	NA	NA
	12/16/2019	10 - 19.7	3,340	* 78.0	* 24.8	* U 5.00	* U 5.00	* U 8.00	* 12.4	* 3.71	* U 2.00	* 13.3	* 3.25	-24.8	U 0.20	* 8.57	* 103
	3/26/2020	10 - 19.7	11,100	92.4	17.5	U 8.00	U 8.00	U 8.00	2.70	9.40	1.20	10.0	0.17	-29.9	NA	NA	260
	6/19/2020	10 - 19.7	16,800	255	70.0	U 40.0	U 40.0	U 40.0	NA	NA	NA	NA	1.03	-49.6	NA	NA	NA
	1/29/2021	10 - 19.7	5,600	58.0	U 40.0	U 40.0	U 40.0	U 40.0	NA	NA	NA	NA	0.44	-19.4	NA	NA	NA
	7/16/2021	10 - 19.7	2,510	59.5	10.5	U 10.0	U 10.0	U 10.0	NA	NA	NA	NA	0.43	-81.2	NA	NA	NA
	1/28/2022	10 - 19.7	2,600	110	U 10.0	U 10.0	U 10.0	U 10.0	U 1.00	2.80	U 1.00	6.81	1.75	56.5	NA	NA	69.0
	7/21/2022	10 - 19.7	4,750	U 40.0	U 40.0	U 40.0	U 40.0	U 40.0	NA	NA	NA	NA	0.32	151.4	NA	NA	NA
	1/20/2023	10 - 19.7	5,050	U 40.0	U 40.0	U 40.0	U 40.0	U 40.0	NA	NA	NA	NA	0.51	53.4	NA	NA	NA
	9/13/2023	10 - 19.7	168	73.8	3,930	13.6	U 8.00	U 4.00	2.70	3.70	U 2.00	6.60	2.68	-139.9	NA	24	400
	9/29/2023	10 - 19.7	478	149	1,490	U 8.00	U 8.00	U 4.00	NA	NA	NA	NA	2.46	-90.8	NA	NA	NA
	12/20/2023	10 - 19.7	45.6	18.1	615	U 2.00	U 2.00	3.05	72.0	U 2.00	U 2.00	2.20	13.0	0.04	-102.1	NA	U 2.00
3/21/2024	10 - 19.7	898	220	1,290	U 2.00	U 2.00	4.80	22.6	23.0	U 2.00	U 2.00	19.0	0.05	-86.8	NA	U 2.00	26,400
6/20/2024	10 - 19.7	759	846	929	U 4.00	U 4.00	8.20	NA	NA	NA	NA	0.05	-51.7	NA	NA	NA	

**TABLE T-2A
Groundwater HVOC Results: Monitoring Wells 2014 - 2024
Former Mail-Well Envelope Facility
Milwaukie, Oregon**

Location	Date	Depth (ft. bgs)	Tetra-chloroethene (PCE) (µg/L)	Tri-chloroethene (TCE) (µg/L)	cis-1,2-Di-chloroethene (cis-1,2-DCE) (µg/L)	trans-1,2-Di-chloroethene (trans-1,2-DCE) (µg/L)	1,1-Di-chloroethene (µg/L)	Vinyl chloride (µg/L)	Ethene (µg/L)	Ethane (µg/L)	Acetylene (µg/L)	Chloride (mg/L)	Dissolved Oxygen ¹ (mg/L)	ORP ¹ (mV)	Nitrate (mg/L)	Sulfate (mg/L)	Methane (µg/L)	
Oregon Department of Environmental Quality Risk-Based Concentrations ²																		
Vapor Intrusion into Buildings—Occupational			48,000	3,700	> S	> S	360,000	880	NL	NL	NL	NL	NL	NL	NL	NL	NL	NL
Volatilization to Outdoor Air—Occupational			> S	20,000	> S	> S	2,400,000	5,900	NL	NL	NL	NL	NL	NL	NL	NL	NL	NL
Groundwater in an Excavation			5,600	430	18,000	180,000	44,000	960	NL	NL	NL	NL	NL	NL	NL	NL	NL	NL
Commercial Chronic Vapor Intrusion RBCwi			130	13	1,800	750	1,300	3.3	NL	NL	NL	NL	NL	NL	NL	NL	NL	NL
Commercial Acute Vapor Intrusion RBCwi			330	27	NL	10,000	890	4,600	NL	NL	NL	NL	NL	NL	NL	NL	NL	NL

Notes:

Bold = Indicates analyte was detected above method reporting limit.

* = Results from uncertified vendor laboratory (RPI Lab)

** = sample was collected two days after rehabilitation/redevelopment of the monitoring well

¹ = Parameter measured with field instrument

² = Oregon Department of Environmental Quality Risk-Based Concentrations for Individual Chemicals, May 2018. Revised August 2023.

Blue Shading = post second round of injection (2,035 pounds [plus water] distributed among 15 injection boreholes 8/10/23-8/11/23)

Green Shading = post BOS 100 injection (2,600 pounds [plus water] distributed among 43 injection boreholes 8/5/19 - 8/7/19)

Shaded Bold = Indicates analyte was detected at concentration above Cleanup Goal (DEQ Risk-Based Concentration [RBC] for Excavation worker as specified in the DEQ Record of Decision (ROD))

Red Text = Updated Vapor Intrusion Screening Level Guidance (DEQ, 2023)

Abbreviations:

µg/L = Micrograms per liter

mg/L = Milligrams per liter

mV = millivolts

NA = Parameter not analyzed in sample

NL = No Risk-Based Concentration listed by DEQ

ORP = Oxidation-reduction potential

RBC = DEQ Risk-Based Concentration

U = Analyte was not detected at or above method reporting limit shown.

TABLE T-2B
Groundwater HVOV Results:: All Samples 2014 - 2024
Former Mail-Well Envelope Facility
Milwaukie, Oregon

Location	Sample ID	Consultant	Date	Depth (ft bgs)	Tetra-chloroethene	Trichloro-ethene	cis-1,2-Dichloroethene	trans-1,2-Dichloroethene	1,1-Dichloro-ethene	1,1-Dichloro-ethane	Vinyl chloride	1,4-Dioxane	Ethene	Ethane	Methane	Acetylene	Total Iron	Total Manganese	Chloride	Total Organic Carbon	Dissolved Oxygen ₁ (mg/L)	ORP ₁	
					EPA 8260B (µg/L)											EPA 8270 MOD (µg/L)	EPA RSK175 (µg/L)				EPA 200.8 (µg/L)	(mg/L)	(mg/L)
Mail-Well Envelope - Area 2																							
MW-01	MW-01	Amec Foster Wheeler	10/31/2014	10 - 20	U 0.500	0.770	U 0.500	U 0.500	U 0.500	U 0.500	U 0.500	NA	NA	NA	NA	NA	NA	NA	NA	NA	0.68	-110	
	MW-01	Amec Foster Wheeler	2/10/2015	10 - 20	1.21	1.02	U 0.500	U 0.500	U 0.500	U 0.500	U 0.500	NA	NA	NA	NA	NA	NA	NA	NA	NA	NA	0.20	70
	MW-01	Amec Foster Wheeler	5/5/2015	10 - 20	0.750	0.950	U 0.500	U 0.500	U 0.500	U 0.500	U 0.500	NA	2.0	1.5	U 1.0	NA	446	220	NA	NA	1.28	2.7	128
	MW-01	Amec Foster Wheeler	8/7/2015	10 - 20	0.510	0.820	U 0.500	U 0.500	U 0.500	U 0.500	U 0.500	NA	U 1.0	U 1.0	U 1.0	NA	654	195	NA	NA	2.40	1.6	157
	MW-01	WSP	9/29/2023	10 - 20	0.650	0.450	U 0.400	U 0.400	U 0.400	U 0.400	U 0.200	NA	NA	NA	NA	NA	NA	NA	NA	NA	NA	1.0	1838
	MW-01	WSP	9/29/2023 (dup)	10 - 20	0.690	U 0.400	U 0.400	U 0.400	U 0.400	U 0.400	U 0.200	NA	NA	NA	NA	NA	NA	NA	NA	NA	NA	1.0	1838
	MW-01	WSP	12/20/2023	10 - 20	0.960	U 0.400	U 0.400	U 0.400	U 0.400	U 0.400	U 0.200	NA	NA	NA	NA	NA	NA	NA	NA	NA	NA	0.8	-10.6
	MW-01	WSP	12/20/2023 (dup)	10 - 20	0.890	U 0.400	U 0.400	U 0.400	U 0.400	U 0.400	U 0.200	NA	NA	NA	NA	NA	NA	NA	NA	NA	NA	0.8	-10.6
	MW-01	WSP	3/21/2024	10 - 20	0.700	U 0.400	U 0.400	U 0.400	U 0.400	U 0.400	U 0.200	NA	NA	NA	NA	NA	NA	NA	NA	NA	NA	0.6	116.4
	MW-01	WSP	3/21/2024 (dup)	10 - 20	0.740	U 0.400	U 0.400	U 0.400	U 0.400	U 0.400	U 0.200	NA	NA	NA	NA	NA	NA	NA	NA	NA	NA	0.6	116.4
	MW-01	WSP	6/20/2024	10 - 20	0.710	U 0.400	U 0.400	U 0.400	U 0.400	U 0.400	U 0.200	NA	NA	NA	NA	NA	NA	NA	NA	NA	NA	0.6	70.7
	MW-01	WSP	6/20/24 (dup)	10 - 20	0.710	U 0.400	U 0.400	U 0.400	U 0.400	U 0.400	U 0.200	NA	NA	NA	NA	NA	NA	NA	NA	NA	NA	0.6	70.7
	MW-02	MW-02	Amec Foster Wheeler	10/31/2014	10 - 20	20,200	748	417	U 5.00	U 5.00	U 5.00	20.5	NA	NA	NA	NA	NA	NA	NA	NA	NA	0.48	-99
MW-02		Amec Foster Wheeler	2/10/2015	10 - 20	33,700	1,490	670	U 100	U 100	U 100	U 100	NA	NA	NA	NA	NA	NA	NA	NA	NA	NA	0.96	41
MW-02		Amec Foster Wheeler	5/5/2015	10 - 20	29,200	1,340	612	6.00	U 5.00	U 5.00	36.4	NA	4.1	U 1.0	60	NA	2,450	856	NA	2.96	0.52	73	
MW-02		Amec Foster Wheeler	8/7/2015	10 - 20	5,540	238	76.0	U 25.0	U 25.0	U 25.0	U 25.0	NA	U 1.0	U 1.0	15	NA	1,080	1300	NA	2.29	0.31	-32	
MW-02		Amec Foster Wheeler	12/18/2015	10 - 20	21,700	755	463	U 125	U 125	U 125	U 125	U 0.50	NA	NA	NA	NA	NA	NA	NA	NA	NA	0.33	-27
MW-2 Post		Wood*	8/7/2019	10 - 20	52,700	1,120	345	U 50.0	U 50.0	U 50.0	U 50.0	NA	5.63	2.76	377	U 2.00	NA	NA	5.49	NA	NA	NA	NA
MW-02		Wood	11/4/2019	10 - 20	7,650	117	11.8	U 4.00	U 4.00	U 4.00	U 4.00	NA	NA	NA	NA	NA	NA	NA	NA	NA	NA	0.51	6.8
MW-02		Wood*	12/16/2019	10 - 20	5,550	101	U 10.0	U 10.0	U 10.0	U 10.0	U 10.0	NA	U 2.00	12.5	233	U 2.00	NA	NA	3.07	NA	NA	0.15	-8.3
MW-02		Wood	3/26/2020	10 - 20	2,600	U 40.0	U 40.0	U 40.0	U 40.0	U 40.0	U 40.0	NA	U 1.00	5.1	75	U 1.00	NA	NA	2.52	NA	NA	0.31	-3.3
MW-02		Wood	6/19/2020	10 - 20	2,550	68.5	U 20.0	U 20.0	U 20.0	U 20.0	U 20.0	NA	NA	NA	NA	NA	NA	NA	NA	NA	NA	0.53	-3.4
MW-02		Wood	1/29/2021	10 - 20	5,840	561	22.0	U 20.0	U 20.0	U 20.0	U 20.0	NA	NA	NA	NA	NA	NA	NA	NA	NA	NA	0.4	-5.2
MW-02		Wood	7/16/2021	10 - 20	10,800	508	U 20.0	U 20.0	U 20.0	U 20.0	U 20.0	NA	NA	NA	NA	NA	NA	NA	NA	NA	NA	0.59	-27.6
MW-02		Wood	1/28/2022	10 - 20	7,750	254	U 40.0	U 40.0	U 40.0	U 40.0	U 40.0	NA	U 1.00	5.3	83	2.8	NA	NA	5.19	NA	NA	0.26	54.6
MW-02		Wood	1/28/2022 (Dup)	10 - 20	7,370	238	U 40.0	U 40.0	U 40.0	U 40.0	U 40.0	NA	NA	NA	NA	NA	NA	NA	NA	NA	NA	NA	NA
MW-02		Wood	7/21/2022	10 - 20	5,460	87.0	21.0	U 20.0	U 20.0	U 20.0	U 20.0	NA	NA	NA	NA	NA	NA	NA	NA	NA	NA	0.68	164.4
MW-02		Wood	7/21/2022 (Dup)	10 - 20	6,010	85.0	U 20	U 20.0	U 20.0	U 20.0	U 20.0	NA	NA	NA	NA	NA	NA	NA	NA	NA	NA	NA	NA
MW-02		WSP	1/20/2023	10 - 20	7,230	186	U 20.0	U 20.0	U 20.0	U 20.0	U 20.0	NA	NA	NA	NA	NA	NA	NA	NA	NA	NA	6.11	54.5
MW-02		WSP	1/20/23 (Dup)	10 - 20	7,280	182	U 20.0	U 20.0	U 20.0	U 20.0	U 20.0	NA	NA	NA	NA	NA	NA	NA	NA	NA	NA	6.11	54.5
MW-02		WSP	3/3/2023**	10 - 20	14,700	146	38.0	U 20.0	U 20.0	U 20.0	U 20.0	NA	NA	NA	NA	NA	NA	NA	NA	NA	NA	5.2	-29.4
MW-02		WSP	9/13/2023	10 - 20	796	71.0	12,700	37.5	20.0	U 20.0	U 10.0	NA	4.7	8.7	930	U 2.00	NA	NA	7.8	NA	NA	2.27	-89.1
MW-02		WSP	9/29/2023	10 - 20	1,750	473	4,130	10.2	9.60	U 8.00	U 4.00	NA	NA	NA	NA	NA	NA	NA	NA	NA	2.92	-44.4	
MW-02		WSP	12/20/2023	10 - 20	140	4.55	78.0	U .400	0.470	U 0.400	29.5	NA	9.3	U 2.00	8800	U 2.00	NA	NA	5	NA	NA	0.23	-74.5
MW-02		WSP	3/21/2024	10 - 20	97.2	3.03	40.4	U .400	U .400	U 0.400	23.4	NA	U 2.00	U 2.00	14100	U 2.00	NA	NA	2.9	NA	NA	0.3	-81.5
MW-02		WSP	6/20/2024	10 - 20	70.5	4.18	26.4	U .400	U .400	U 0.400	14.1	NA	NA	NA	NA	NA	NA	NA	NA	NA	NA	0.65	-54
MW-07	MW-07	Wood	8/5/2019	10 - 19.7	98.1	4.47	3.13	U 0.400	U 0.400	U 0.400	U 0.400	NA	NA	NA	NA	NA	NA	NA	NA	NA	NA	NA	
	MW-07 Post	Wood*	8/7/2019	10 - 19.7	1,240	U 5.00	U 5.00	U 5.00	U 5.00	U 5.00	U 5.00	NA	U 2.00	U 2.00	U 20.0	U 2.00	NA	NA	7.19	NA	NA	NA	
	MW-07	Wood	11/4/2019	10 - 19.7	1,320	37.3	12.8	U 8.00	U 8.00	U 8.00	U 8.00	NA	NA	NA	NA	NA	NA	NA	NA	NA	0.15	-27.3	
	MW-07	Wood*	12/16/2019	10 - 19.7	3,340	78.0	24.8	U 5.00	U 5.00	U 5.00	U 5.00	NA	12.4	3.71	103	U 2.00	NA	NA	13.3	NA	NA	3.25	-24.8
	MW-07	Wood	3/26/2020	10 - 19.7	11,100	92.4	17.5	U 8.00	U 8.00	U 8.00	U 8.00	NA	2.7	9.4	260	1.2	NA	NA	10	NA	NA	0.17	-29.9
	MW-07	Wood	6/19/2020	10 - 19.7	16,800	255	70.0	U 40.0	U 40.0	U 40.0	U 40.0	NA	NA	NA	NA	NA	NA	NA	NA	NA	NA	1.03	-49.6
	MW-07	Wood	1/29/2021	10 - 19.7	5,600	58.0	U 40.0	U 40.0	U 40.0	U 40.0	U 40.0	NA	NA	NA	NA	NA	NA	NA	NA	NA	NA	0.44	-19.4
	MW-07	Wood	7/16/2021	10 - 19.7	2,510	59.5	10.5	U 10.0	U 10.0	U 10.0	U 10.0	NA	NA	NA	NA	NA	NA	NA	NA	NA	NA	0.43	-81.2
	MW-07	Wood	1/28/2022	10 - 19.7	2,600	110	U 10.0	U 10.0	U 10.0	U 10.0	U 10.0	NA	U 1.00	2.8	69	U 1.00	NA	NA	6.81	NA	NA	1.75	56.5
	MW-07	Wood	7/21/2022	10 - 19.7	4,750	U 40.0	U 40.0	U 40.0	U 40.0	U 40.0	U 40.0	NA	NA	NA	NA	NA	NA	NA	NA	NA	NA	0.32	151.4
	MW-07	Wood	1/20/2023	10 - 19.7	5,050	U 40.0	U 40.0	U 40.0	U 40.0	U 40.0	U 40.0	NA	NA	NA	NA	NA	NA	NA	NA	NA	NA	0.51	53.4
	MW-07	WSP	9/13/2023	10 - 19.7	168	73.8	3,930	13.6	U 8														

TABLE T-2B
Groundwater HVOV Results:: All Samples 2014 - 2024
Former Mail-Well Envelope Facility
Milwaukie, Oregon

Location	Sample ID	Consultant	Date	Depth (ft bgs)	Tetra-chloroethene	Trichloro-ethene	cis-1,2-Dichloroethene	trans-1,2-Dichloroethene	1,1-Dichloro-ethene	1,1-Dichloro-ethane	Vinyl chloride	1,4-Dioxane	Ethene	Ethane	Methane	Acetylene	Total Iron	Total Manganese	Chloride	Total Organic Carbon	Dissolved Oxygen ₁ (mg/L)	ORP ₁	
					EPA 8260B (µg/L)							EPA 8270 MOD (µg/L)	EPA RSK175 (µg/L)				EPA 200.8 (µg/L)		(mg/L)	(mg/L)	(mg/L)	(mV)	
SA-17	SA-17 GW	Amec Foster Wheeler	12/28/2016	8 - 13	14,500	61.8	17.7	U 5.00	U 0.500	U 5.00	U 5.00	NA	NA	NA	NA	NA	NA	NA	NA	NA	NA	NA	
SA-18	SA-18	Wood	7/19/2018	8 - 13	89,100	2,230	618	7.27	U 4.00	U 4.00	63.6	NA	NA	NA	NA	NA	NA	NA	NA	NA	NA	NA	
SA-19	SA-19	Wood	7/19/2018	8 - 13	67,500	427	92.2	U 4.00	U 4.00	U 4.00	19.7	NA	NA	NA	NA	NA	NA	NA	NA	NA	NA	NA	
SA-20	SA-20	Wood	7/19/2018	8 - 13	21,800	17.0	6.77	U 4.00	U 4.00	U 4.00	U 4.00	NA	NA	NA	NA	NA	NA	NA	NA	NA	NA	NA	
SA-21	SA-21	Wood	7/19/2018	8 - 13	104,000	375	60.2	U 4.00	U 4.00	U 4.00	9.79	NA	NA	NA	NA	NA	NA	NA	NA	NA	NA	NA	
SA-22	SA-22	Wood	7/19/2018	8 - 13	158,000	1,590	399	4.26	5.34	U 4.00	42.7	NA	NA	NA	NA	NA	NA	NA	NA	NA	NA	NA	
9304 SE Main Street - Area 2																							
MW-03	MW-03	Amec Foster Wheeler	10/31/2014	10 - 20	17.1	0.950	0.900	U 0.500	U 0.500	U 0.500	U 0.500	NA	NA	NA	NA	NA	NA	NA	NA	NA	0.32	-109	
	MW-03	Amec Foster Wheeler	2/10/2015	10 - 20	500	17.7	20.9	U 0.500	U 0.500	U 0.500	0.960	NA	NA	NA	NA	NA	NA	NA	NA	NA	NA	0.22	35
	MW-03	Amec Foster Wheeler	5/5/2015	10 - 20	16.7	0.710	0.600	U 0.500	U 0.500	U 0.500	0.590	NA	U 1.0	U 1.0	4.70	NA	1,690	325	NA	1.47	0.99	85	
	MW-03	Amec Foster Wheeler	8/7/2015	10 - 20	2.5	U 0.500	U 0.500	U 0.500	U 0.500	U 0.500	U 0.500	NA	U 1.0	U 1.0	13.0	NA	773	324	NA	2.43	0.23	27	
	MW-03	Wood	11/4/2019	10 - 20	25.3	0.907	0.993	U 0.400	U 0.400	U 0.400	U 0.400	NA	NA	NA	NA	NA	NA	NA	NA	NA	NA	1.04	69.1
	MW-03	Wood*	12/16/2019	10 - 20	82.6	U 0.500	2.01	U 0.500	U 0.500	U 0.500	U 0.500	NA	U 2.00	U 2.00	U 20.0	U 2.00	NA	NA	6	NA	NA	7.06	-2.4
	MW-03	Wood	3/26/2020	10 - 20	266	2.71	2.60	U 0.400	U 0.400	U 0.400	0.574	NA	U 1.00	U 1.00	4.0	U 1.00	NA	NA	7	NA	NA	0.38	14
	MW-03	Wood	6/19/2020	10 - 20	50.3	0.740	1.39	U 0.400	U 0.400	U 0.400	0.530	NA	NA	NA	NA	NA	NA	NA	NA	NA	NA	0.88	47.1
	MW-03	Wood	1/29/2021	10 - 20	239	3.62	1.38	U 0.800	U 0.800	U 0.800	U 0.800	NA	NA	NA	NA	NA	NA	NA	NA	NA	NA	0.51	3.9
	MW-03	Wood	7/16/2021	10 - 20	41.4	0.640	1.28	U 0.400	U 0.400	U 0.400	0.610	NA	NA	NA	NA	NA	NA	NA	NA	NA	NA	0.5	-30.6
	MW-03	Wood	1/28/2022	10 - 20	1,380	19.9	8.90	U 0.800	U 0.800	U 0.800	U 0.800	NA	NA	NA	NA	NA	NA	NA	NA	NA	NA	1.67	167.6
	MW-03	Wood	7/21/2022	10 - 20	167	4.05	1.90	U 0.400	U 0.400	U 0.400	0.750	NA	NA	NA	NA	NA	NA	NA	NA	NA	NA	0.22	160.2
	MW-03	Wood	1/20/2023	10 - 20	1,370	46.4	21.2	U 8.00	U 8.00	U 8.00	U 8.00	NA	NA	NA	NA	NA	NA	NA	NA	NA	NA	0.57	117
	MW-03	WSP	9/13/2023	10 - 20	140	8.35	2.96	U 0.400	U 0.400	U 0.400	0.790	NA	NA	NA	NA	NA	NA	NA	NA	NA	NA	3.2	63
	MW-03	WSP	9/29/2023	10 - 20	93.2	8.12	2.60	U 0.400	U 0.400	U 0.400	0.780	NA	NA	NA	NA	NA	NA	NA	NA	NA	NA	4.71	57
MW-03	WSP	12/20/2023	10 - 20	417	24.8	9.42	U 0.400	U 0.400	U 0.400	0.560	NA	NA	NA	NA	NA	NA	NA	NA	NA	NA	0.22	8.6	
MW-03	WSP	3/21/2024	10 - 20	480	45.6	37.9	U 2.00	U 2.00	U 2.00	U 1.00	NA	NA	NA	NA	NA	NA	NA	NA	NA	NA	0.06	96	
MW-03	WSP	6/20/2024	10 - 20	97.8	11.7	4.94	U 0.400	U 0.400	U 0.400	0.770	NA	NA	NA	NA	NA	NA	NA	NA	NA	NA	0.72	58	
MW-04	MW-04	Amec Foster Wheeler	10/31/2015	10 - 20	156	32.5	6.40	U 5.00	U 5.00	U 5.00	U 5.00	NA	NA	NA	NA	NA	NA	NA	NA	NA	0.18	-131	
	MW-04	Amec Foster Wheeler	2/10/2015	10 - 20	20.5	15.5	5.42	U 0.500	U 0.500	U 0.500	1.48	NA	NA	NA	NA	NA	NA	NA	NA	NA	2.0	150	
	MW-04	Amec Foster Wheeler	5/5/2015	10 - 20	79.4	34.9	5.25	U 0.500	U 0.500	U 0.500	1.08	NA	U 1.0	U 1.0	44	NA	686	18.5	NA	2.38	0.5	85	
	MW-04	Amec Foster Wheeler	8/7/2015	10 - 20	63.4	25.6	3.68	U 0.500	U 0.500	U 0.500	0.80	NA	U 1.0	U 1.0	67	NA	727	25	NA	2.38	0.2	29	
	MW-04	WSP	9/29/2023	10 - 20	239	31.2	2.60	U 0.400	U 0.400	U 0.40	0.380	NA	NA	NA	NA	NA	NA	NA	NA	NA	NA	0.6	71.3
	MW-04	WSP	12/20/2023	10 - 20	368	31.4	U 2.00	U 2.00	U 2.00	U 2.00	U 1.00	NA	NA	NA	NA	NA	NA	NA	NA	NA	NA	0.3	8.6
	MW-04	WSP	3/21/2024	10 - 20	397	38.0	3.30	U 2.00	U 2.00	U 2.00	U 1.00	NA	NA	NA	NA	NA	NA	NA	NA	NA	NA	0.1	54.4
MW-04	WSP	6/20/2024	10 - 20	222	26.5	5.46	U 0.800	U 0.800	U 0.800	1.44	NA	NA	NA	NA	NA	NA	NA	NA	NA	NA	0.30	47	
AB-22	AB-22-GW	Amec Foster Wheeler	10/27/2014	10 - 15	65.4	49.9	3.03	U 0.500	U 0.500	U 0.500	U 0.500	NA	NA	NA	NA	NA	NA	NA	NA	NA	NA	NA	
AB-23	AB-23-GW	Amec Foster Wheeler	10/27/2014	10 - 15	128	169	93.7	0.860	1.97	U 0.500	8.49	NA	NA	NA	NA	NA	NA	NA	NA	NA	NA	NA	
AB-24	AB-24-GW	Amec Foster Wheeler	12/16/2015	10 - 15	545	96.4	58.8	0.500	U 0.500	U 0.500	2.40	U 0.50	NA	NA	NA	NA	NA	NA	NA	NA	NA	NA	
AB-25	AB-25-GW	Amec Foster Wheeler	12/16/2015	10 - 15	3,550	166	88.0	2.45	U 0.500	0.660	4.43	NA	NA	NA	NA	NA	NA	NA	NA	NA	NA	NA	
AB-26	AB-26-GW	Amec Foster Wheeler	12/16/2015	10 - 15	10.6	17.8	24.2	11.4	U 0.500	U 0.500	1.97	NA	NA	NA	NA	NA	NA	NA	NA	NA	NA	NA	
SA-08	SA-08A GW	Amec Foster Wheeler	12/28/2016	8 - 13	3,490	59.5	45.1	U 0.500	U 0.500	U 0.500	U 0.500	NA	NA	NA	NA	NA	NA	NA	NA	NA	NA	NA	
SA-10	SA-10A GW	Amec Foster Wheeler	12/28/2016	14 - 19	0.850	1.06	0.510	U 0.500	U 0.500	U 0.500	U 0.500	NA	NA	NA	NA	NA	NA	NA	NA	NA	NA	NA	
SA-11	SA-11A GW	Amec Foster Wheeler	12/28/2016	14 - 19	529	5.40	5.20	U 5.00	U 5.00	U 5.00	U 5.00	NA	NA	NA	NA	NA	NA	NA	NA	NA	NA	NA	

TABLE T-2B
Groundwater HVOV Results:: All Samples 2014 - 2024
Former Mail-Well Envelope Facility
Milwaukie, Oregon

Location	Sample ID	Consultant	Date	Depth (ft bgs)	Tetra-chloroethene	Trichloro-ethene	cis-1,2-Dichloroethene	trans-1,2-Dichloroethene	1,1-Dichloro-ethene	1,1-Dichloro-ethane	Vinyl chloride	1,4-Dioxane	Ethene	Ethane	Methane	Acetylene	Total Iron	Total Manganese	Chloride	Total Organic Carbon	Dissolved Oxygen ₁ (mg/L)	ORP ₁ (mV)	
					EPA 8260B (µg/L)											EPA 8270 MOD (µg/L)	EPA RSK175 (µg/L)				EPA 200.8 (µg/L)		(mg/L)
Former WW Metal Fab - Area 2																							
AB-27	AB-27-GW	Amec Foster Wheeler	12/16/2015	10 - 15	U 0.500	46.1	23.7	3.45	U 0.500	U 0.500	U 0.500	NA	NA	NA	NA	NA	NA	NA	NA	NA	NA	NA	
SE McLoughlin Access Road - Area 2																							
AB-28	AB-28-GW	Amec Foster Wheeler	12/16/2015	10 - 15	U 0.500	U 0.500	U 0.500	U 0.500	U 0.500	0.950	U 0.500	NA	NA	NA	NA	NA	NA	NA	NA	NA	NA	NA	
AB-29	AB-29-GW	Amec Foster Wheeler	12/16/2015	15 - 20	U 0.500	10.3	5.07	5.07	U 0.500	U 0.500	U 0.500	NA	NA	NA	NA	NA	NA	NA	NA	NA	NA	NA	
AB-30	AB-30-GW	Amec Foster Wheeler	12/16/2015	10 - 15	98.7	104	132	1.28	U 0.500	U 0.500	U 0.500	NA	NA	NA	NA	NA	NA	NA	NA	NA	NA	NA	
AB-31	AB-31A-GW	Amec Foster Wheeler	4/22/2015	5 - 15	U 0.500	U 0.500	U 0.500	U 0.500	U 0.500	U 0.500	U 0.500	NA	NA	NA	NA	NA	NA	NA	NA	NA	NA	NA	
	AB-31B-GW	Amec Foster Wheeler	4/22/2015	20 - 25	458	97.9	21.0	U 5.00	U 5.00	U 5.00	U 5.00	NA	NA	NA	NA	NA	NA	NA	NA	NA	NA	NA	
AB-32	AB-32-GW	Amec Foster Wheeler	4/22/2015	10 - 15	0.521	0.819	U 0.500	U 0.500	U 0.500	U 0.500	U 0.500	NA	NA	NA	NA	NA	NA	NA	NA	NA	NA	NA	
AB-33	AB-33A	Amec Foster Wheeler	7/18/2016	25 - 30	U 0.500	11.1	5.12	U 0.500	U 0.500	U 0.500	U 0.500	NA	NA	NA	NA	NA	NA	NA	NA	NA	NA	NA	
	AB-33B	Amec Foster Wheeler	7/18/2016	40 - 45	U 0.500	U 0.500	U 0.500	U 0.500	U 0.500	U 0.500	U 0.500	NA	NA	NA	NA	NA	NA	NA	NA	NA	NA	NA	
AB-34	AB-34A	Amec Foster Wheeler	7/19/2016	20-25	168	57.0	8.44	U 0.500	U 0.500	U 0.500	U 0.500	NA	NA	NA	NA	NA	NA	NA	NA	NA	NA	NA	
	AB-34B	Amec Foster Wheeler	7/19/2016	30-35	20.4	45.4	8.75	U 0.500	U 0.500	U 0.500	U 0.500	NA	NA	NA	NA	NA	NA	NA	NA	NA	NA	NA	
	AB-34C	Amec Foster Wheeler	7/19/2016	39-44	U 0.500	3.96	U 0.500	U 0.500	U 0.500	U 0.500	U 0.500	NA	NA	NA	NA	NA	NA	NA	NA	NA	NA	NA	
AB-35	AB-35A	Amec Foster Wheeler	7/18/2016	20-25	51.2	27.6	4.53	U 0.500	U 0.500	U 0.500	U 0.500	NA	NA	NA	NA	NA	NA	NA	NA	NA	NA	NA	
	AB-35B	Amec Foster Wheeler	7/18/2016	30-35	81.5	55.0	5.97	U 0.500	U 0.500	U 0.500	U 0.500	NA	NA	NA	NA	NA	NA	NA	NA	NA	NA	NA	
	AB-35C	Amec Foster Wheeler	7/18/2016	39-44	U 0.500	U 0.500	1.07	U 0.500	U 0.500	U 0.500	U 0.500	NA	NA	NA	NA	NA	NA	NA	NA	NA	NA	NA	
Americold - 9501 SE McLoughlin - Area 2																							
MW-05	MW-05	Amec Foster Wheeler	9/9/2016	6.5 - 21.5	U 0.500	U 0.500	32.5	U 0.500	U 0.500	U 0.500	U 0.500	NA	NA	NA	NA	NA	NA	NA	NA	NA	0.62	-35.0	
	MW-05	Amec Foster Wheeler	12/27/2016	6.5 - 21.5	U 0.500	U 0.500	27.0	U 0.500	U 0.500	U 0.500	U 0.500	NA	NA	NA	NA	NA	NA	NA	NA	NA	1.33	15.3	
	MW-05	Amec Foster Wheeler	5/4/2017	6.5 - 21.5	U 0.500	U 0.500	32.6	0.610	U 0.500	U 0.500	U 0.500	NA	NA	NA	NA	NA	NA	NA	NA	NA	0.61	-33.1	
	MW-05	Amec Foster Wheeler	9/12/2017	6.5 - 21.5	U 0.500	U 0.500	27.0	U 0.500	U 0.500	U 0.500	U 0.400	NA	NA	NA	NA	NA	NA	NA	NA	NA	0.35	2.0	
	MW-05	WSP	9/29/2023	6.5 - 21.5	U 0.400	U 0.400	16.9	U 0.400	U 0.400	U 0.400	U 0.200	NA	NA	NA	NA	NA	NA	NA	NA	NA	NA	0.69	-29.4
	MW-05	WSP	12/20/2023	6.5 - 21.5	U 0.400	U 0.400	12.0	U 0.400	U 0.400	U 0.400	0.450	NA	NA	NA	NA	NA	NA	NA	NA	NA	NA	0.34	11.3
	MW-05	WSP	3/21/2024	6.5 - 21.5	U 0.400	U 0.400	25.3	U 0.400	U 0.400	U 0.400	0.850	NA	NA	NA	NA	NA	NA	NA	NA	NA	NA	0.24	-30.2
MW-06	MW-05	WSP	6/20/2024	6.5 - 21.5	U 0.400	U 0.400	16.8	U 0.400	U 0.400	0.350	NA	NA	NA	NA	NA	NA	NA	NA	NA	NA	1.23	50.3	
	MW-06	Amec Foster Wheeler	9/9/2016	4.6 - 19.6	U 0.500	U 0.500	3.92	U 0.500	U 0.500	U 0.500	U 0.500	NA	NA	NA	NA	NA	NA	NA	NA	NA	0.71	-81.4	
	MW-06	Amec Foster Wheeler	12/27/2016	4.6 - 19.6	U 0.500	U 0.500	3.27	U 0.500	U 0.500	U 0.500	U 0.500	NA	NA	NA	NA	NA	NA	NA	NA	NA	0.31	-60.3	
	MW-06	Amec Foster Wheeler	5/4/2017	4.6 - 19.6	U 0.500	U 0.500	4.33	U 0.500	U 0.500	U 0.500	U 0.500	NA	NA	NA	NA	NA	NA	NA	NA	NA	0.35	-73.7	
	MW-06	Amec Foster Wheeler	9/12/2017	4.6 - 19.6	U 0.500	U 0.500	3.62	U 0.500	U 0.500	U 0.500	U 0.400	NA	NA	NA	NA	NA	NA	NA	NA	NA	0.15	-81.7	
	MW-06	WSP	9/29/2023	4.6 - 19.5	U 0.400	U 0.400	2.62	U 0.400	U 0.400	U 0.400	0.220	NA	NA	NA	NA	NA	NA	NA	NA	NA	NA	0.79	-61.0
	MW-06	WSP	12/20/2023	4.6 - 19.5	U 0.400	U 0.400	1.87	U 0.400	U 0.400	U 0.400	U 0.200	NA	NA	NA	NA	NA	NA	NA	NA	NA	NA	0.39	-14.2
MW-06	WSP	3/21/2024	4.6 - 19.5	U 0.400	U 0.400	2.36	U 0.400	U 0.400	U 0.400	U 0.200	NA	NA	NA	NA	NA	NA	NA	NA	NA	NA	0.35	-27.1	
MW-06	WSP	6/20/2024	4.6 - 19.5	U 0.400	U 0.400	3.82	U 0.400	U 0.400	U 0.400	0.230	NA	NA	NA	NA	NA	NA	NA	NA	NA	NA	0.19	-73.9	
Oregon Department of Environmental Quality Risk-Based Concentrations ₂																							
Vapor Intrusion into Buildings—Occupational					48,000	3,700	> S	> S	360,000	14,000	880	4,500,000	NL	NL	NL	NL	NL	NL	NL	NL	NL	NL	
Volatilization to Outdoor Air—Occupational					> S	20,000	> S	> S	2,400,000	68,000	5,900	4,500,000	NL	NL	NL	NL	NL	NL	NL	NL	NL	NL	
Groundwater in an Excavation					5,600	430	18,000	180,000	44,000	10,000	960	3,400	NL	NL	NL	NL	NL	NL	NL	NL	NL	NL	
Commercial Chronic Vapor Intrusion RBCwi					130	13	1,800	750	1,300	55	3.3	24,000	NL	NL	NL	NL	NL	NL	NL	NL	NL	NL	
Commercial Acute Vapor Intrusion RBCwi					330	27	NL	10,000	890	NL	4,600	210,000,000	NL	NL	NL	NL	NL	NL	NL	NL	NL	NL	

Notes:
Bold = Indicates analyte was detected above method reporting limit.
¹ = Parameter measured with field instrument
² = Oregon Department of Environmental Quality Risk-Based Concentrations for Individual Chemicals, May 2018. Revised August 2023.
Shaded Bold = Indicates analyte was detected at concentration above Cleanup Goal (DEQ Risk-Based Concentration [RBC] for Excavation worker as specified in the DEQ Record of Decision (ROD))
Red Text = Updated Vapor Intrusion Screening Level Guidance (DEQ, 2023)

Abbreviations:
µg/L = Micrograms per liter
mg/L = Milligrams per liter
mV = millivolts
NA = Parameter not analyzed in sample
NL = No Risk-Based Concentration listed by DEQ
ORP = Oxidation-reduction potential
RBC = DEQ Risk-Based Concentration
U = Analyte was not detected at or above method reporting limit shown.

**TABLE T-3
Groundwater HVOC Results: Complete History 1997- 2024
Former Mail-Well Envelope Facility
Milwaukie, Oregon**

Location	Sample ID	Consultant	Date	Depth (ft. bgs)	Analytical Result (µg/L)							
					Tetra-chloroethene	Trichloro-ethene	cis-1,2-Dichloroethene	trans-1,2-Dichloroethene	1,1-Dichloro-ethene	1,1-Dichloro-ethane	Vinyl chloride	1,2-Dichloro-propane
Mail-Well Envelope - Area 1												
P-3	P3-GW	BB&A Environmental	2/12/2002	11-16	4.30	5.50	5.90	U 1.0	12.0	U 1.0	2.10	U 1.0
P-4	P4-GW	BB&A Environmental	2/12/2002	11-16	630	130	140	1.80	U 1.0	U 1.0	5.00	U 1.0
P-5	P5-GW	BB&A Environmental	2/12/2002	10-15	U 1.0	U 1.0	U 1.0	U 1.0	U 1.0	U 1.0	U 1.0	U 1.0
P-6	P6-GW	BB&A Environmental	11/16/2006	11	U 1.00	U 1.00	U 1.00	U 1.00	U 1.00	U 1.00	U 1.00	U 1.00
P-7	P7-GW	BB&A Environmental	11/16/2006	11	U 1.00	U 1.00	U 1.00	U 1.00	U 1.00	U 1.00	U 1.00	U 1.00
SB-2	SB-2	ATC Associates	5/28/2002	30	4.34	45.8	45.9	U 1.00	1.77	4.99	U 1.00	U 1.00
SB-3	SB-3 Grab 15'	ATC Associates	5/24/2002	15	1,440	519	314	10.6	10.3	2.71	88.4	U 1.00
	SB-3 30'	ATC Associates	5/24/2002	30	694	106	51.5	2.02	U 1.00	U 1.00	3.55	U 1.00
SB-7	SB-7 GW	ATC Associates	6/26/2002	10-14	20,700	394	558	12.8	1.38	U 1.00	14.9	U 1.00
SB-9	SB-9 GW	ATC Associates	6/26/2002	10-14	4,160	250	391	7.96	1.65	U 1.00	21.6	U 1.00
SB-10	SB-10 GW 16-20'	ATC Associates	6/27/2002	16-20	302	75.3	122	1.60	3.30	U 1.00	13.5	U 1.00
AB-01	AB-01a	Amec Foster Wheeler	8/26/2009	13-17	9.16	38.6	86.8	0.940	U 0.500	0.880	1.60	U 0.500
	AB-01b	Amec Foster Wheeler	8/26/2009	21-25	2.71	3.60	1.73	U 0.500	U 0.500	U 0.500	U 0.500	U 0.500
	DUP	Amec Foster Wheeler	8/26/2009	21-25	2.78	3.70	1.54	U 0.500	U 0.500	U 0.500	U 0.500	U 0.500
	AB-01c	Amec Foster Wheeler	8/25/2009	28-32	U 0.500	1.04	U 0.500	U 0.500	U 0.500	U 0.500	U 0.500	U 0.500
AB-02	AB-02a	Amec Foster Wheeler	8/25/2009	11-15	U 0.500	0.650	U 0.500	U 0.500	U 0.500	U 0.500	U 0.500	U 0.500
	AB-02b	Amec Foster Wheeler	8/25/2009	21-25	2.79	1.70	1.14	U 0.500	U 0.500	U 0.500	U 0.500	U 0.500
AB-12	AB-12a	Amec Foster Wheeler	8/25/2009	11-15	2.37	3.30	2.84	U 0.500	U 0.500	3.98	0.540	U 0.500
	AB-12c	Amec Foster Wheeler	8/25/2009	26-30	0.970	1.16	U 0.500	U 0.500	U 0.500	0.700	U 0.500	U 0.500
	AB-12d	Amec Foster Wheeler	8/25/2009	36-40	U 0.500	2.19	U 0.500	U 0.500	U 0.500	U 0.500	U 0.500	U 0.500
MW-01	MW-01	Amec Foster Wheeler	10/31/2014	10 - 20	U 0.500	0.770	U 0.500	U 0.500	U 0.500	U 0.500	U 0.500	U 0.500
	MW-01	Amec Foster Wheeler	2/10/2015	10 - 20	1.21	1.02	U 0.500	U 0.500	U 0.500	U 0.500	U 0.500	U 0.500
	MW-01	Amec Foster Wheeler	5/5/2015	10 - 20	0.750	0.950	U 0.500	U 0.500	U 0.500	U 0.500	U 0.500	U 0.500
	MW-01	Amec Foster Wheeler	8/7/2015	10 - 20	0.510	0.820	U 0.500	U 0.500	U 0.500	U 0.500	U 0.500	U 0.500
	MW-01	WSP	9/29/2023	10 - 20	0.650	0.450	U 0.400	U 0.400	U 0.400	U 0.400	U 0.200	U 0.500
	MW-01 (dup)	WSP	9/29/2023 (dup)	10 - 20	0.690	U 0.400	U 0.400	U 0.400	U 0.400	U 0.400	U 0.200	U 0.500
	MW-01	WSP	12/20/2023	10 - 20	0.960	U 0.400	U 0.400	U 0.400	U 0.400	U 0.400	U 0.200	U 0.500
	MW-01 (dup)	WSP	12/20/2023 (dup)	10 - 20	0.890	U 0.400	U 0.400	U 0.400	U 0.400	U 0.400	U 0.200	U 0.500
	MW-01	WSP	3/21/2024	10 - 20	0.700	U 0.400	U 0.400	U 0.400	U 0.400	U 0.400	U 0.200	U 0.500
	MW-01 (dup)	WSP	3/21/2024 (dup)	10 - 20	0.740	U 0.400	U 0.400	U 0.400	U 0.400	U 0.400	U 0.200	U 0.500
MW-01	WSP	6/20/2024	10 - 20	0.710	U 0.400	U 0.400	U 0.400	U 0.400	U 0.400	U 0.200	U 0.500	
MW-01 (dup)	WSP	6/20/24 (dup)	10 - 20	0.710	U 0.400	U 0.400	U 0.400	U 0.400	U 0.400	U 0.200	U 0.500	
9304 SE Main Street- Area 1												
OGP-1	GP-1-W	EEM	4/2/2007	6-10	2.46	U 1.00	U 1.00	U 1.00	U 1.00	U 1.00	U 1.00	U 1.00
OGP-2	GP-2-W	EEM	4/2/2007	6-10	U 1.00	U 1.00	U 1.00	U 1.00	U 1.00	U 1.00	U 1.00	U 1.00
OGP-6	GP-6-W	EEM	4/2/2007	8-12	U 1.00	U 1.00	U 1.00	U 1.00	U 1.00	U 1.00	U 1.00	U 1.00
Oregon Department of Environmental Quality Risk-Based Concentrations ¹												
Vapor Intrusion into Buildings—Occupational					48,000	3,700	> S	> S	360,000	14,000	880	NL
Volatilization to Outdoor Air—Occupational					> S	20,000	> S	> S	2,400,000	68,000	5,900	NL
Groundwater in an Excavation					5,600	430	18,000	180,000	44,000	10,000	960	NL
Commercial Chronic Vapor Intrusion RBCwi					130	13	1,800	750	1,300	55	3.3	52
Commercial Acute Vapor Intrusion RBCwi					330	27	NL	10,000	890	NL	4,600	11,000

**TABLE T-3
Groundwater HVOC Results: Complete History 1997- 2024
Former Mail-Well Envelope Facility
Milwaukie, Oregon**

Location	Sample ID	Consultant	Date	Depth (ft. bgs)	Analytical Result (µg/L)							
					Tetra-chloroethene	Trichloro-ethene	cis-1,2-Dichloroethene	trans-1,2-Dichloroethene	1,1-Dichloro-ethene	1,1-Dichloro-ethane	Vinyl chloride	1,2-Dichloro-propane
Mail-Well Envelope - Area 2												
P-1	P1-GW	BB&A Environmental	2/12/2002	7-12	U 1.00	2.30	U 1.00	U 1.00	U 1.00	U 1.00	U 2.00	U 1.00
P-2	P2-GW	BB&A Environmental	2/12/2002	10-15	U 1.00	U 1.00	U 1.00	U 1.00	U 1.00	U 1.00	U 2.00	U 1.00
SB-1	SB-1 deep 35'	ATC Associates	5/24/2002	35	U 1.00	6.82	U 1.00	U 1.00	U 1.00	U 1.00	U 1.00	U 1.00
GP-10	GP-10	Maul Foster Alongi	8/16/2004	10-14	U 1.00	1.07	U 1.00	U 1.00	U 1.00	U 1.00	U 1.00	U 1.00
AB-03	AB-03a	Amec Foster Wheeler	8/25/2009	11-15	U 0.500	U 0.500	U 0.500	U 0.500	U 0.500	U 0.500	U 0.500	U 0.500
	AB-03b	Amec Foster Wheeler	8/25/2009	21-25	U 0.500	2.71	U 0.500	U 0.500	U 0.500	U 0.500	U 0.500	U 0.500
	AB-03c	Amec Foster Wheeler	8/24/2009	31-35	U 0.500	1.09	U 0.500	U 0.500	U 0.500	U 0.500	U 0.500	U 0.500
AB-04	AB-04a	Amec Foster Wheeler	8/24/2009	11-15	U 0.500	1.89	U 0.500	U 0.500	U 0.500	U 0.500	U 0.500	U 0.500
	AB-04b	Amec Foster Wheeler	8/24/2009	18 - 22	< 0.500	4.14	U 0.500	U 0.500	U 0.500	U 0.500	U 0.500	U 0.500
AB-13	AB-13a	Amec Foster Wheeler	8/24/2009	11-15	U 0.500	U 0.500	U 0.500	U 0.500	U 0.500	U 0.500	U 0.500	U 0.500
	AB-13b	Amec Foster Wheeler	8/24/2009	21-25	U 0.500	1.41	U 0.500	U 0.500	U 0.500	U 0.500	U 0.500	U 0.500
AB-15	AB-15	Amec Foster Wheeler	7/23/2010	11 - 15	28,000	394	266	5.88	3.02	U 0.500	52.6	U 0.500
	AB-15b	Amec Foster Wheeler	7/23/2010	21 - 25	41.4	1.12	U 0.500	U 0.500	U 0.500	U 0.500	U 0.500	U 0.500
	DUP	Amec Foster Wheeler	7/23/2010	21 - 25	35.1	1.00	U 0.500	U 0.500	U 0.500	U 0.500	U 0.500	U 0.500
AB-16	AB-16	Amec Foster Wheeler	7/23/2010	11 - 15	U 0.500	U 0.500	U 0.500	U 0.500	U 0.500	U 0.500	U 0.500	U 0.500
AB-17	AB-17	Amec Foster Wheeler	7/23/2010	11 - 15	5.59	U 0.500	U 0.500	U 0.500	U 0.500	U 0.500	U 0.500	U 0.500
AB-18	AB-18	Amec Foster Wheeler	7/23/2010	11 - 15	U 0.500	U 0.500	U 0.500	U 0.500	U 0.500	U 0.500	U 0.500	U 0.500
AB-19	AB-19	Amec Foster Wheeler	10/18/2010	11 - 15	U 0.500	U 0.500	U 0.500	U 0.500	U 0.500	U 0.500	U 0.500	U 0.500
AB-20	AB-20	Amec Foster Wheeler	10/18/2010	11 - 15	1.24	U 0.500	U 0.500	U 0.500	U 0.500	U 0.500	U 0.500	U 0.500
AB-21	AB-21	Amec Foster Wheeler	10/18/2010	11 - 15	10.2	U 0.500	U 0.500	U 0.500	U 0.500	U 0.500	U 0.500	U 0.500
SA-01	SA-01A GW	Amec Foster Wheeler	12/27/2016	5 - 10	15.3	U 0.500	U 0.500	U 0.500	U 0.500	U 0.500	U 0.500	U 0.500
	SA-01B GW	Amec Foster Wheeler	12/27/2016	18 - 23	2.32	1.24	U 0.500	U 0.500	U 0.500	U 0.500	U 0.500	U 0.500
SA-13	SA-13A GW	Amec Foster Wheeler	12/27/2016	8 - 13	43.6	11.0	2.39	U 0.500	U 0.500	U 0.500	U 0.500	U 0.500
	SA-13B GW	Amec Foster Wheeler	12/27/2016	18 - 23	1.42	1.50	U 0.500	U 0.500	U 0.500	U 0.500	U 0.500	U 0.500
SA-14	SA-14A GW	Amec Foster Wheeler	12/27/2016	5 - 10	2,730	220	226	U 5.00	U 0.500	U 5.00	12.6	U 0.500
	SA-14B GW	Amec Foster Wheeler	12/27/2016	18 - 23	1.10	0.770	U 0.500	U 0.500	U 0.500	U 0.500	U 0.500	U 0.500
SA-15	SA-15A GW	Amec Foster Wheeler	12/27/2016	5 - 10	1,030	27.8	10.7	U 5.00	U 0.500	U 5.00	U 5.00	U 0.500
	SA-15B GW	Amec Foster Wheeler	12/27/2016	18 - 23	0.580	1.24	U 0.500	U 0.500	U 0.500	U 0.500	U 0.500	U 0.500
SA-17	SA-17 GW	Amec Foster Wheeler	12/28/2016	8 - 13	14,500	61.8	17.7	U 5.00	U 0.500	U 5.00	U 5.00	U 0.500
MW-02	MW-02	Amec Foster Wheeler	10/31/2014	10 - 20	20,200	748	417	U 5.00	U 5.00	U 5.00	20.5	U 5.00
	MW-02	Amec Foster Wheeler	2/10/2015	10 - 20	33,700	1,490	670	U 100	U 100	U 100	U 100	U 100
	MW-02	Amec Foster Wheeler	5/5/2015	10 - 20	29,200	1,340	612	6.00	U 5.00	U 5.00	36.4	U 5.00
	MW-02	Amec Foster Wheeler	8/7/2015	10 - 20	5,540	238	76.0	U 25.0	U 25.0	U 25.0	U 25.0	U 25.0
	MW-02	Amec Foster Wheeler	12/18/2015	10 - 20	21,700	755	463	U 125	U 125	U 125	U 125	U 125
	MW-2 Post	Wood*	8/7/2019	10 - 20	52,700	1,120	345	U 50.0	U 50.0	U 50.0	U 50.0	NA
	MW-02	Wood	11/4/2019	10 - 20	7,650	117	11.8	U 4.00	U 4.00	U 4.00	U 4.00	NA
	MW-02	Wood*	12/16/2019	10 - 20	5,550	101	U 10.0	U 10.0	U 10.0	U 10.0	U 10.0	NA
	MW-02	Wood	3/26/2020	10 - 20	2,600	U 40.0	U 40.0	U 40.0	U 40.0	U 40.0	U 40.0	U 50.0
	MW-02	Wood	6/19/2020	10 - 20	2,550	68.5	U 20.0	U 20.0	U 20.0	U 20.0	U 20.0	U 25.0
	MW-02	Wood	1/29/2021	10 - 20	5,840	561	22.0	U 20.0	U 20.0	U 20.0	U 20.0	U 25.0
	MW-02	Wood	7/16/2021	10 - 20	10,800	508	U 20.0	U 20.0	U 20.0	U 20.0	U 20.0	U 25.0
	MW-02	Wood	1/28/2022	10 - 20	7,750	254	U 40.0	U 40.0	U 40.0	U 40.0	U 40.0	U 50.0
	MW-02 (Dup)	Wood	1/28/2022	10 - 20	7,370	238	U 40.0	U 40.0	U 40.0	U 40.0	U 40.0	U 50.0
	MW-02	Wood	7/21/2022	10 - 20	5,460	87.0	21.0	U 20.0	U 20.0	U 20.0	U 20.0	U 25.0
	MW-02 (Dup)	Wood	7/21/2022	10 - 20	6,010	85.0	U 20.0	U 20.0	U 20.0	U 20.0	U 20.0	U 25.0
	MW-02	WSP	1/20/2023	10 - 20	7,230	186	U 20.0	U 20.0	U 20.0	U 20.0	U 20.0	U 25.0
	MW-02 (Dup)	WSP	1/20/2023 (dup)	10 - 20	7,280	182	U 20.0	U 20.0	U 20.0	U 20.0	U 20.0	U 25.0
	MW-02	WSP	9/13/2023	10 - 20	796	71.0	12,700	37.5	20.0	U 20.0	U 10.0	U 25.0
	MW-02	WSP	9/29/2023	10 - 20	1,750	473	4,130	10.2	9.60	U 8.00	U 4.00	U 10.0
MW-02	WSP	12/20/2023	10 - 20	140	4.55	78.0	U 0.400	0.470	U 0.400	29.5	U 0.500	
MW-02	WSP	3/21/2024	10 - 20	97.2	3.03	40.4	U 0.400	U 0.400	U 0.400	23.4	U 0.500	
MW-02	WSP	6/20/2024	10 - 20	70.5	4.18	26.4	U 0.400	U 0.400	U 0.400	14.1	U 0.500	
Oregon Department of Environmental Quality Risk-Based Concentrations ¹												
Vapor Intrusion into Buildings—Occupational					48,000	3,700	> S	> S	360,000	14,000	880	NL
Volatilization to Outdoor Air—Occupational					> S	20,000	> S	> S	2,400,000	68,000	5,900	NL
Groundwater in an Excavation					5,600	430	18,000	180,000	44,000	10,000	960	NL
Commercial Chronic Vapor Intrusion RBCwi					130	13	1,800	750	1,300	55	3.3	52
Commercial Acute Vapor Intrusion RBCwi					330	27	NL	10,000	890	NL	4,600	11,000

**TABLE T-3
Groundwater HVOC Results: Complete History 1997- 2024
Former Mail-Well Envelope Facility
Milwaukie, Oregon**

Location	Sample ID	Consultant	Date	Depth (ft. bgs)	Analytical Result (µg/L)							
					Tetra-chloroethene	Trichloro-ethene	cis-1,2-Dichloroethene	trans-1,2-Dichloroethene	1,1-Dichloro-ethene	1,1-Dichloro-ethane	Vinyl chloride	1,2-Dichloro-propane
Mail-Well Envelope - Area 2, cont.												
MW-07	MW-07	Wood	8/5/2019	10 - 19.7	98.1	4.47	3.13	U 0.400	U 0.400	U 0.400	U 0.400	U 0.500
	MW-07 Post	Wood*	8/7/2019	10 - 19.7	1,240	U 5.00	U 5.00	U 5.00	U 5.00	U 5.00	U 5.00	NA
	MW-07	Wood	11/4/2019	10 - 19.7	1,320	37.3	12.8	U 8.00	U 8.00	U 8.00	U 8.00	U 10.0
	MW-07	Wood*	12/16/2019	10 - 19.7	3,340	78.0	24.8	U 5.00	U 5.00	U 5.00	U 5.00	NA
	MW-07	Wood	3/26/2020	10 - 19.7	11,100	92.4	17.5	U 8.00	U 8.00	U 8.00	U 8.00	U 10.0
	MW-07	Wood	3/26/2020	10 - 19.7	16,800	255	70.0	U 40.0	U 40.0	U 40.0	U 40.0	U 50.0
	MW-07	Wood	1/29/2021	10 - 19.7	5,600	58.0	U 40.0	U 40.0	U 40.0	U 40.0	U 40.0	U 50.0
	MW-07	Wood	7/16/2021	10 - 19.7	2,510	59.5	10.5	U 10.0	U 10.0	U 10.0	U 10.0	U 12.5
	MW-07	Wood	1/28/2022	10 - 19.7	2,600	110	U 10.0	U 10.0	U 10.0	U 10.0	U 10.0	U 12.5
	MW-07	Wood	7/21/2022	10 - 19.7	4,750	U 40.0	U 40.0	U 40.0	U 40.0	U 40.0	U 40.0	U 50.0
	MW-07	WSP	1/20/2023	10 - 19.7	5,050	U 40.0	U 40.0	U 40.0	U 40.0	U 40.0	U 40.0	U 50.0
	MW-07	WSP	9/13/2023	10 - 19.7	168	73.8	3,930	13.6	U 8.00	U 8.00	U 4.00	U 10.0
	MW-07	WSP	9/29/2023	10 - 19.7	478	149	1,490	U 8.00	U 8.00	U 4.00	U 10.0	U 10.0
	MW-07	WSP	12/20/2023	10 - 19.7	45.6	18.1	615	U 2.00	3.05	U 2.00	72.0	U 2.50
	MW-07	WSP	3/21/2024	10 - 19.7	898	220	1,290	U 2.00	4.80	U 2.00	22.6	U 2.50
MW-07	WSP	6/20/2024	10 - 19.7	759	846	929	U 4.00	U 4.00	U 4.00	8.20	U 5.00	
SA-18	SA-18	Wood	7/19/2018	8 - 13	89,100	2,230	618	7.27	U 4.00	U 4.00	63.6	U 5.00
SA-19	SA-19	Wood	7/19/2018	8 - 13	67,500	427	92.2	U 4.00	U 4.00	U 4.00	19.7	U 5.00
SA-20	SA-20	Wood	7/19/2018	8 - 13	21,800	17.0	6.77	U 4.00	U 4.00	U 4.00	U 4.00	U 5.00
SA-21	SA-21	Wood	7/19/2018	8 - 13	104,000	375	60.2	U 4.00	U 4.00	U 4.00	9.79	U 5.00
SA-22	SA-22	Wood	7/19/2018	8 - 13	158,000	1,590	399	4.26	5.34	U 4.00	42.7	U 5.00
9304 SE Main Street - Area 2												
GP-8	GP-8	Maul Foster Alongi	8/16/2004	10-14	1,930	77.6	18.6	U 1.00	U 1.00	U 1.00	22.2	U 1.00
GP-9	GP-9	Maul Foster Alongi	8/16/2004	10-14	1,670	344	79.0	U 1.00	U 1.00	U 1.00	6.61	U 1.00
	GP-9-Dup	Maul Foster Alongi	8/16/2004	10-14	1,680	666	98.9	U 1.00	U 1.00	U 1.00	U 1.00	U 1.00
OGP-3	GP-3-W	EEM	4/2/2007	11-15	6,020	128	59.3	U 1.00	1.13	U 1.00	7.46	U 1.00
OGP-4	GP-4-W	EEM	4/2/2007	12-16	U 1.00	40.2	41.0	U 1.00	10.6	U 1.00	U 1.00	U 1.00
OGP-5	GP-5-W	EEM	4/2/2007	8-12	8,550	13.5	2.37	U 1.00	U 1.00	U 1.00	U 1.00	U 1.00
AB-22	AB-22-GW	Amec Foster Wheeler	10/27/2014	10-15	65.4	49.9	3.03	U 0.500	U 0.500	U 0.500	U 0.500	U 0.500
AB-23	AB-23-GW	Amec Foster Wheeler	10/27/2014	10-15	128	169	93.7	0.860	1.97	U 0.500	8.49	U 0.500
AB-24	AB-24-GW	Amec Foster Wheeler	12/16/2015	10-15	545	96.4	58.8	0.500	U 0.500	U 0.500	2.40	U 0.500
AB-25	AB-25-GW	Amec Foster Wheeler	12/16/2015	10-15	3,550	166	88.0	2.45	U 0.500	0.660	4.43	U 0.500
AB-26	AB-26-GW	Amec Foster Wheeler	12/16/2015	10-15	10.6	17.8	24.2	11.4	U 0.500	U 0.500	1.97	U 0.500
SA-08	SA-08A GW	Amec Foster Wheeler	12/28/2016	8 - 13	3,490	59.5	45.1	U 0.500	U 0.500	U 0.500	U 0.500	U 0.500
SA-10	SA-10A GW	Amec Foster Wheeler	12/28/2016	14 - 19	0.850	1.06	0.510	U 0.500	U 0.500	U 0.500	U 0.500	U 0.500
SA-11	SA-11A GW	Amec Foster Wheeler	12/28/2016	14 - 19	529	5.40	5.20	U 5.00	U 5.00	U 5.00	U 5.00	U 0.500
Oregon Department of Environmental Quality Risk-Based Concentrations ¹												
Vapor Intrusion into Buildings—Occupational					48,000	3,700	> S	> S	360,000	14,000	880	NL
Volatilization to Outdoor Air—Occupational					> S	20,000	> S	> S	2,400,000	68,000	5,900	NL
Groundwater in an Excavation					5,600	430	18,000	180,000	44,000	10,000	960	NL
Commercial Chronic Vapor Intrusion RBCwi					130	13	1,800	750	1,300	55	3.3	52
Commercial Acute Vapor Intrusion RBCwi					330	27	NL	10,000	890	NL	4,600	11,000

**TABLE T-3
Groundwater HVOC Results: Complete History 1997- 2024
Former Mail-Well Envelope Facility
Milwaukie, Oregon**

Location	Sample ID	Consultant	Date	Depth (ft. bgs)	Analytical Result (µg/L)							
					Tetra-chloroethene	Trichloro-ethene	cis-1,2-Dichloroethene	trans-1,2-Dichloroethene	1,1-Dichloro-ethene	1,1-Dichloro-ethane	Vinyl chloride	1,2-Dichloro-propane
9304 SE Main Street - Area 2 cont.												
MW-03	MW-03	Amec Foster Wheeler	10/31/2014	10 - 20	17.1	0.950	0.900	U 0.500	U 0.500	U 0.500	U 0.500	U 0.500
	MW-03	Amec Foster Wheeler	2/10/2015	10 - 20	500	17.7	20.9	U 0.500	U 0.500	U 0.500	0.960	U 0.500
	MW-03	Amec Foster Wheeler	5/5/2015	10 - 20	16.7	0.710	0.600	U 0.500	U 0.500	U 0.500	0.590	U 0.500
	MW-03	Amec Foster Wheeler	8/7/2015	10 - 20	2.50	U 0.500	U 0.500	U 0.500	U 0.500	U 0.500	U 0.500	U 0.500
	MW-03	Wood	11/4/2019	10 - 20	25.3	0.907	0.993	U 0.400	U 0.400	U 0.400	U 0.400	U 0.500
	MW-03	Wood*	12/16/2019	10 - 20	82.6	U 0.50	2.01	U 0.500	U 0.500	U 0.500	U 0.500	NA
	MW-03	Wood	3/26/2020	10 - 20	266	2.71	2.60	U 0.400	U 0.400	U 0.400	0.574	U 0.500
	MW-03	Wood	6/19/2020	10 - 20	50.3	0.740	1.39	U 0.400	U 0.400	U 0.400	0.530	U 0.500
	MW-03	Wood	1/29/2021	10 - 20	239	3.62	1.38	U 0.800	U 0.800	U 0.800	U 0.800	U 1.00
	MW-03	Wood	7/16/2021	10 - 20	41.4	0.640	1.28	U 0.400	U 0.400	U 0.400	0.610	U 0.500
	MW-03	Wood	1/28/2022	10 - 20	1,380	19.9	8.90	U 0.800	U 0.800	U 0.800	U 0.800	U 1.00
	MW-03	Wood	7/21/2022	10 - 20	167	4.05	1.90	U 0.400	U 0.400	U 0.400	0.750	U 0.500
	MW-03	WSP	1/20/2023	10 - 20	1,370	46.4	21.2	U 8.00	U 8.00	U 8.00	U 8.00	U 10.0
	MW-03	WSP	9/13/2023	10 - 20	140	8.35	2.96	U 0.400	U 0.400	U 0.400	0.790	U 0.500
	MW-03	WSP	9/29/2023	10 - 20	93.2	8.12	2.60	U 0.400	U 0.400	U 0.400	0.780	U 0.500
MW-03	WSP	12/20/2023	10 - 20	417	24.8	9.42	U 0.400	U 0.400	U 0.400	0.560	U 0.500	
MW-03	WSP	3/21/2024	10 - 20	480	45.6	37.9	U 2.00	U 2.00	U 2.00	U 1.0	U 2.50	
MW-03	WSP	6/20/2024	10 - 20	97.8	11.7	4.94	U 0.400	U 0.400	U 0.400	0.770	U 0.500	
MW-04	MW-04	Amec Foster Wheeler	10/31/2014	10 - 20	156	32.5	6.40	U 5.00	U 5.00	U 5.00	U 5.00	U 5.00
	MW-04	Amec Foster Wheeler	2/10/2015	10 - 20	20.5	15.5	5.42	U 0.500	U 0.500	U 0.500	1.48	U 0.500
	MW-04	Amec Foster Wheeler	5/5/2015	10 - 20	79.4	34.9	5.25	U 0.500	U 0.500	U 0.500	1.08	U 0.500
	MW-04	Amec Foster Wheeler	8/7/2015	10 - 20	63.4	25.6	3.68	U 0.500	U 0.500	U 0.500	0.800	U 0.500
	MW-04	WSP	9/29/2023	10 - 20	239	31.2	2.60	U 0.400	U 0.400	U 0.400	0.380	U 0.500
	MW-04	WSP	12/20/2023	10 - 20	368	31.4	U 2.00	U 2.00	U 2.00	U 2.00	U 1.0	U 2.50
	MW-04	WSP	3/21/2024	10 - 20	397	38.0	3.30	U 2.00	U 2.00	U 2.00	U 1.0	U 2.50
MW-04	WSP	6/20/2024	10 - 20	222	26.5	5.46	U 0.800	U 0.800	U 0.800	1.44	U 1.00	
Oregon Department of Environmental Quality Risk-Based Concentrations ¹												
Vapor Intrusion into Buildings—Occupational					48,000	3,700	> S	> S	360,000	14,000	880	NL
Volatilization to Outdoor Air—Occupational					> S	20,000	> S	> S	2,400,000	68,000	5,900	NL
Groundwater in an Excavation					5,600	430	18,000	180,000	44,000	10,000	960	NL
Commercial Chronic Vapor Intrusion RBCwi					130	13	1,800	750	1,300	55	3.3	52
Commercial Acute Vapor Intrusion RBCwi					330	27	NL	10,000	890	NL	4,600	11,000

**TABLE T-3
Groundwater HVOC Results: Complete History 1997- 2024
Former Mail-Well Envelope Facility
Milwaukie, Oregon**

Location	Sample ID	Consultant	Date	Depth (ft. bgs)	Analytical Result (µg/L)							
					Tetra-chloroethene	Trichloro-ethene	cis-1,2-Dichloroethene	trans-1,2-Dichloroethene	1,1-Dichloro-ethene	1,1-Dichloro-ethane	Vinyl chloride	1,2-Dichloro-propane
Former WW Metal Fab - Area 2												
GP-1	GP1	SECOR	2/13/1997	11-15	45.8	2.03	U 0.500	U 0.500	U 0.500	U 0.500	U 1.00	U 0.500
GP-2	GP2	SECOR	2/13/1997	11-15	U 0.500	U 0.500	U 0.500	U 0.500	0.500 U	U 0.500	U 1.00	U 0.500
GP-3	GP3	SECOR	2/13/1997	11-15	U 0.500	U 0.500	U 0.500	U 0.500	0.500 U	U 0.500	U 1.00	U 0.500
GP-4	GP4	SECOR	2/13/1997	11-15	26.3	4.40	U 0.500	U 0.500	U 0.500	U 0.500	U 1.00	U 0.500
GP-5	GP5	SECOR	2/13/1997	11-15	34.8	3.28	U 0.500	U 0.500	U 0.500	U 0.500	U 1.00	U 0.500
GP-6	GP6	SECOR	2/13/1997	11-15	34.9	1.95	U 0.500	U 0.500	U 0.500	U 0.500	U 1.00	U 0.500
GP-7	GP7	SECOR	2/13/1997	11-15	U 0.500	0.730	U 0.500	U 0.500	U 0.500	U 0.500	U 1.00	U 0.500
GP-7	DUP	SECOR	2/13/1997	11-15	U 0.500	0.865	U 0.500	U 0.500	U 0.500	U 0.500	U 1.00	U 0.500
GP-11	GP-11	Maul Foster Alongi	8/19/2004	10-14	52.7	39.9	2.08	U 1.00	U 1.00	U 1.00	U 1.00	U 1.00
GP-12	GP-12	Maul Foster Alongi	8/19/2004	14-18	U 1.00	U 1.00	U 1.00	U 1.00	U 1.00	U 1.00	U 1.00	U 1.00
GP-13	GP-13	Maul Foster Alongi	8/16/2004	10-14	U 1.00	3.35	U 1.00	U 1.00	U 1.00	U 1.00	U 1.00	U 1.00
MW-1	991115-MW1	SECOR	11/15/1999	10-20	45.3	6.82	U 0.500	U 0.500	U 0.500	U 0.500	U 0.500	U 0.500
	MW-1-0304	Maul Foster Alongi	3/31/2004	10-20	56.8	13.4	U 1.00	U 1.00	U 1.00	U 1.00	U 1.00	U 1.00
	MW-1-0804	Maul Foster Alongi	8/11/2004	10-20	53.6	11.8	U 1.00	U 1.00	U 1.00	U 1.00	U 1.00	U 1.00
	MW-DUP-0804	Maul Foster Alongi	8/11/2004	10-20	47.6	12.1	U 1.00	U 1.00	U 1.00	U 1.00	U 1.00	U 1.00
	MW-1-1206	Maul Foster Alongi	12/7/2006	10-20	51.6	16.3	1.26	U 0.500	U 0.500	U 0.300	U 0.300	U 0.300
	MW-1-1206-Dup	Maul Foster Alongi	12/7/2006	10-20	51.0	17.1	1.30	U 0.500	U 0.500	U 0.300	U 0.300	U 0.300
MW-2	991115-MW2	SECOR	11/15/1999	10-20	7.83	0.600	U 0.500	U 0.500	U 0.500	U 0.500	U 0.500	U 0.500
	MW-2-0304	Maul Foster Alongi	3/31/2004	10-20	U 1.00	U 1.00	U 1.00	U 1.00	U 1.00	U 1.00	U 1.00	U 1.00
	MW-2-0804	Maul Foster Alongi	8/11/2004	10-20	U 1.00	U 1.00	U 1.00	U 0.500	U 0.500	U 0.300	U 1.00	U 1.00
	MW-2-1206	Maul Foster Alongi	12/7/2006	10-20	1.86	2.61	0.400	U 0.500	U 0.500	U 0.300	0.500	U 0.300
MW-3	991115-MW3	SECOR	11/15/1999	10-20	58.4	12.8	1.50	U 0.500	U 0.500	U 0.500	U 0.500	13.2
	MW-3-0304	Maul Foster Alongi	3/31/2004	10-20	11.2	17.2	3.18	U 1.00	U 1.00	U 1.00	U 1.00	5.75
	MW-3-0804	Maul Foster Alongi	8/11/2004	10-20	5.00	8.93	U 1.00	U 1.00	U 1.00	U 1.00	U 1.00	5.84
	MW-3-1206	Maul Foster Alongi	12/7/2006	10-20	44.2	28.5	7.55	U 0.500	U 0.500	U 0.300	0.610	6.39
MW-4	991115-MW4	SECOR	11/15/1999	10-20	3.92	3.61	2.30	U 0.500	U 0.500	U 0.500	U 0.500	U 0.500
	MW-4-0304	Maul Foster Alongi	3/31/2004	10-20	2.55	9.28	2.40	U 1.00	U 1.00	U 1.00	U 1.00	U 1.00
	MW-4-0804	Maul Foster Alongi	8/11/2004	10-20	U 1.00	7.18	U 1.00	U 1.00	U 1.00	U 1.00	U 1.00	
	MW-4-1206	Maul Foster Alongi	12/7/2006	10-20	2.47	18.3	3.53	U 0.500	U 0.500	U 0.300	U 0.300	U 0.300
MW-5	991115-MW-5	SECOR	11/15/1999	10-20	1.50	1.23	U 0.500	U 0.500	U 0.500	U 0.500	U 0.500	U 0.500
	MW-5-0304	Maul Foster Alongi	3/31/2004	10-20	1.73	3.20	U 1.00	U 1.00	U 1.00	U 1.00	U 1.00	U 1.00
	MW-5-0804	Maul Foster Alongi	8/11/2004	10-20	U 1.00	3.32	U 1.00	U 1.00	U 1.00	U 1.00	U 1.00	
	MW-5-1206	Maul Foster Alongi	12/8/2006	10-20	U 1.00	4.88	0.640	U 0.500	U 0.500	U 0.300	U 0.300	U 0.300
AB-27	AB-27-GW	Amec Foster Wheeler	12/16/2015	10-15	U 0.500	46.1	23.7	3.45	U 0.500	U 0.500	U 0.500	U 0.500
Oregon Department of Environmental Quality Risk-Based Concentrations ¹												
Vapor Intrusion into Buildings—Occupational					48,000	3,700	> S	> S	360,000	14,000	880	NL
Volatilization to Outdoor Air—Occupational					> S	20,000	> S	> S	2,400,000	68,000	5,900	NL
Groundwater in an Excavation					5,600	430	18,000	180,000	44,000	10,000	960	NL
Commercial Chronic Vapor Intrusion RBCwi					130	13	1,800	750	1,300	55	3.3	52
Commercial Acute Vapor Intrusion RBCwi					330	27	NL	10,000	890	NL	4,600	11,000

**TABLE T-3
Groundwater HVOC Results: Complete History 1997- 2024
Former Mail-Well Envelope Facility
Milwaukie, Oregon**

Location	Sample ID	Consultant	Date	Depth (ft. bgs)	Analytical Result (µg/L)							
					Tetra-chloroethene	Trichloro-ethene	cis-1,2-Dichloroethene	trans-1,2-Dichloroethene	1,1-Dichloro-ethene	1,1-Dichloro-ethane	Vinyl chloride	1,2-Dichloro-propane
SE McLoughlin Access Road - Area 2												
AB-28	AB-28-GW	Amec Foster Wheeler	12/16/2015	10-15	U 0.500	U 0.500	U 0.500	U 0.500	U 0.500	0.950	U 0.500	U 0.500
AB-29	AB-29-GW	Amec Foster Wheeler	12/16/2015	15-20	U 0.500	10.3	5.07	U 0.500	U 0.500	U 0.500	U 0.500	U 0.500
AB-30	AB-30-GW	Amec Foster Wheeler	12/16/2015	10-15	98.7	104	132	1.28	U 0.500	U 0.500	U 0.500	U 0.500
AB-31	AB-31A-GW	Amec Foster Wheeler	4/22/2016	5-15	U 0.500	U 0.500	U 0.500	U 0.500	U 0.500	U 0.500	U 0.500	U 0.500
	AB-31B-GW	Amec Foster Wheeler	4/22/2016	20-25	458	97.9	21.0	U 5.00	U 5.00	U 5.00	U 5.00	U 5.00
AB-32	AB-32-GW	Amec Foster Wheeler	4/22/2016	10-15	0.521	0.819	U 0.500	U 0.500	U 0.500	U 0.500	U 0.500	U 0.500
AB-33	AB-33A	Amec Foster Wheeler	7/18/2016	25 - 30	U 0.500	11.1	5.12	U 0.500	U 0.500	U 0.500	U 0.500	U 0.500
	AB-33B	Amec Foster Wheeler	7/18/2016	40 - 45	U 0.500	U 0.500	U 0.500	U 0.500	U 0.500	U 0.500	U 0.500	U 0.500
AB-34	AB-34A	Amec Foster Wheeler	7/19/2016	20-25	168	57.0	8.44	U 0.500	U 0.500	U 0.500	U 0.500	U 0.500
	AB-34B	Amec Foster Wheeler	7/19/2016	30-35	20.4	45.4	8.75	U 0.500	U 0.500	U 0.500	U 0.500	U 0.500
	AB-34C	Amec Foster Wheeler	7/19/2016	39-44	U 0.500	3.96	U 0.500	U 0.500	U 0.500	U 0.500	U 0.500	U 0.500
AB-35	AB-35A	Amec Foster Wheeler	7/18/2016	20-25	51.2	27.6	4.53	U 0.500	U 0.500	U 0.500	U 0.500	U 0.500
	AB-35B	Amec Foster Wheeler	7/18/2016	30-35	81.5	55.0	5.97	U 0.500	U 0.500	U 0.500	U 0.500	U 0.500
	AB-35C	Amec Foster Wheeler	7/18/2016	39-44	U 0.500	U 0.500	1.07	U 0.500	U 0.500	U 0.500	U 0.500	U 0.500
Americold - 9501 SE McLoughlin - Area 2												
MW-05	MW-05	Amec Foster Wheeler	9/9/2016	6.5 - 21.5	U 0.500	U 0.500	32.5	U 0.500	U 0.500	U 0.500	U 0.500	U 0.500
	MW-05	Amec Foster Wheeler	12/27/2016	6.5 - 21.5	U 0.500	U 0.500	27.0	U 0.500	U 0.500	U 0.500	U 0.500	U 0.500
	MW-05	Amec Foster Wheeler	5/4/2017	6.5 - 21.5	U 0.500	U 0.500	32.6	0.610	U 0.500	U 0.500	U 0.500	U 0.500
	MW-05	Amec Foster Wheeler	9/12/2017	6.5 - 21.5	U 0.500	U 0.500	27.0	U 0.500	U 0.500	U 0.500	U 0.400	U 0.500
	MW-05	WSP	9/29/2023	6.5 - 21.6	U 0.400	U 0.400	16.9	U 0.400	U 0.400	U 0.400	U 0.200	U 0.500
	MW-05	WSP	12/20/2023	6.5 - 21.6	U 0.400	U 0.400	12.0	U 0.400	U 0.400	U 0.400	0.450	U 0.500
	MW-05	WSP	3/21/2024	6.5 - 21.6	U 0.400	U 0.400	25.3	U 0.400	U 0.400	U 0.400	0.850	U 0.500
MW-06	MW-06	Amec Foster Wheeler	9/9/2016	4.6 - 19.6	U 0.500	U 0.500	3.92	U 0.500	U 0.500	U 0.500	U 0.500	U 0.500
	MW-06	Amec Foster Wheeler	12/27/2016	4.6 - 19.6	U 0.500	U 0.500	3.27	U 0.500	U 0.500	U 0.500	U 0.500	U 0.500
	MW-06	Amec Foster Wheeler	5/4/2017	4.6 - 19.6	U 0.500	U 0.500	4.33	U 0.500	U 0.500	U 0.500	U 0.500	U 0.500
	MW-06	Amec Foster Wheeler	9/12/2017	4.6 - 19.6	U 0.500	U 0.500	3.62	U 0.500	U 0.500	U 0.500	U 0.400	U 0.500
	MW-06	WSP	9/29/2023	4.6 - 19.7	U 0.400	U 0.400	2.62	U 0.400	U 0.400	U 0.400	0.220	U 0.500
	MW-06	WSP	12/20/2023	4.6 - 19.7	U 0.400	U 0.400	1.87	U 0.400	U 0.400	U 0.400	U 0.200	U 0.500
	MW-06	WSP	3/21/2024	4.6 - 19.7	U 0.400	U 0.400	2.36	U 0.400	U 0.400	U 0.400	U 0.200	U 0.500
MW-06	WSP	6/20/2024	4.6 - 19.7	U 0.400	U 0.400	3.82	U 0.400	U 0.400	U 0.400	0.230	U 0.500	
Investigation Derived Waste												
IDW	IDW	Wood	9/23/2019	-	1.22	U 0.400	U 0.400	U 0.400	U 0.400	U 0.400	U 0.400	U 0.500
Oregon Department of Environmental Quality Risk-Based Concentrations ¹												
Vapor Intrusion into Buildings—Occupational					48,000	3,700	> S	> S	360,000	14,000	880	NL
Volatilization to Outdoor Air—Occupational					> S	20,000	> S	> S	2,400,000	68,000	5,900	NL
Groundwater in an Excavation					5,600	430	18,000	180,000	44,000	10,000	960	NL
Commercial Chronic Vapor Intrusion RBCwi					130	13	1,800	750	1,300	55	3.3	52
Commercial Acute Vapor Intrusion RBCwi					330	27	NL	10,000	890	NL	4,600	11,000
Oregon Department of Environmental Human Health Water Quality Criteria for Toxic Pollutants ²												
Water + Organism					0.24	1.4	--	120	230	--	0.023	0.38
Organism Only					0.33	3.0	--	1,000	710	--	0.24	1.5
Oregon Department of Environmental Quality Level II Ecological Screening Values ³												
Aquatic					840	21,900	590	590	25	47	--	5,700
Birds					--	--	--	--	--	--	--	--
Mammals					6,000	3,000	180,000	180,000	230,000	--	1,300	--

**TABLE T-3
Groundwater HVOC Results: Complete History 1997- 2024
Former Mail-Well Envelope Facility
Milwaukie, Oregon**

Location	Sample ID	Consultant	Date	Depth (ft. bgs)	Analytical Result (µg/L)									
					Benzene	Toluene	Ethyl-benzene	Xylenes	n-Butyl-benzene	n-Propyl-benzene	sec-Butyl-benzene	Naphthalene	1,2,4-trimethyl-benzene	1,3,5-trimethyl-benzene
Mail-Well Envelope - Area 1														
P3	P3-GW	BB&A Environmental	2/12/2002	11-16	U 1.0	U 1.0	U 1.0	U 1.0	U 1.0	U 1.0	U 1.0	U 5.0	U 1.0	U 1.0
P4	P4-GW	BB&A Environmental	2/12/2002	11-16	U 1.0	U 1.0	U 1.0	U 1.0	U 1.0	U 1.0	U 1.0	U 5.0	U 1.0	U 1.0
P5	P5-GW	BB&A Environmental	2/12/2002	10-15	U 1.0	U 1.0	U 1.0	U 1.0	U 1.0	U 1.0	U 1.0	U 5.0	U 1.0	U 1.0
P6	P6-GW	BB&A Environmental	11/16/2006	11	U 1.0	U 1.0	U 1.0	U 1.0	U 1.0	U 1.0	U 1.0	U 5.0	U 1.0	U 1.0
P7	P7-GW	BB&A Environmental	11/16/2006	11	U 1.0	U 1.0	U 1.0	U 1.0	U 1.0	U 1.0	U 1.0	U 5.0	U 1.0	U 1.0
SB-2	SB-2	ATC Associates	5/28/2002	30	U 0.400	U 1.00	U 1.00	U 1.00	U 1.00	U 1.00	U 1.00	U 1.00	U 1.00	U 1.00
SB-3	SB-3 Grab 15'	ATC Associates	5/24/2002	15	U 0.400	U 1.00	U 1.00	U 1.00	U 1.00	U 1.00	U 1.00	U 1.00	U 1.00	U 1.00
	SB-3 30'	ATC Associates	5/24/2002	30	U 0.400	U 1.00	U 1.00	U 1.00	U 1.00	U 1.00	U 1.00	U 1.00	U 1.00	U 1.00
SB-7	SB-7 GW	ATC Associates	6/26/2002	10-14	U 0.400	1.23	1.95	8.75	1.14	3.28	1.41	1.08	12.8	2.59
SB-9	SB-9 GW	ATC Associates	6/26/2002	10-14	U 1.00	U 1.00	U 1.00	U 1.00	U 1.00	U 1.00	U 1.00	U 1.00	U 1.00	U 1.00
SB-10	SB-10 GW 16-20'	ATC Associates	6/27/2002	16-20	0.530	U 1.00	U 1.00	U 1.00	U 1.00	U 1.00	U 1.00	U 1.00	U 1.00	U 1.00
AB-01	AB-01a	Amec Foster Wheeler	8/26/2009	13-17	NA	NA	NA	NA	NA	NA	NA	NA	NA	NA
	AB-01b	Amec Foster Wheeler	8/26/2009	21-25	NA	NA	NA	NA	NA	NA	NA	NA	NA	NA
	DUP	Amec Foster Wheeler	8/26/2009	21-25	NA	NA	NA	NA	NA	NA	NA	NA	NA	NA
	AB-01c	Amec Foster Wheeler	8/25/2009	28-32	NA	NA	NA	NA	NA	NA	NA	NA	NA	NA
AB-02	AB-02a	Amec Foster Wheeler	8/25/2009	11-15	NA	NA	NA	NA	NA	NA	NA	NA	NA	NA
	AB-02b	Amec Foster Wheeler	8/25/2009	21-25	NA	NA	NA	NA	NA	NA	NA	NA	NA	NA
AB-12	AB-12a	Amec Foster Wheeler	8/25/2009	11-15	NA	NA	NA	NA	NA	NA	NA	NA	NA	NA
	AB-12c	Amec Foster Wheeler	8/25/2009	26-30	NA	NA	NA	NA	NA	NA	NA	NA	NA	NA
	AB-12d	Amec Foster Wheeler	8/25/2009	36-40	NA	NA	NA	NA	NA	NA	NA	NA	NA	NA
MW-01	MW-01	Amec Foster Wheeler	10/31/2014	10 - 20	NA	NA	NA	NA	NA	NA	NA	NA	NA	NA
	MW-01	Amec Foster Wheeler	2/10/2015	10 - 20	NA	NA	NA	NA	NA	NA	NA	NA	NA	NA
	MW-01	Amec Foster Wheeler	5/5/2015	10 - 20	NA	NA	NA	NA	NA	NA	NA	NA	NA	NA
	MW-01	Amec Foster Wheeler	8/7/2015	10 - 20	NA	NA	NA	NA	NA	NA	NA	NA	NA	NA
	MW-01	WSP	9/29/2023	10 - 20	NA	NA	NA	NA	NA	NA	NA	NA	NA	NA
	MW-01 (dup)	WSP	9/29/2023 (dup)	10 - 20	NA	NA	NA	NA	NA	NA	NA	NA	NA	NA
	MW-01	WSP	12/20/2023	10 - 20	NA	NA	NA	NA	NA	NA	NA	NA	NA	NA
	MW-01 (dup)	WSP	12/20/2023 (dup)	10 - 20	NA	NA	NA	NA	NA	NA	NA	NA	NA	NA
	MW-01	WSP	3/21/2024	10 - 20	NA	NA	NA	NA	NA	NA	NA	NA	NA	NA
	MW-01 (dup)	WSP	3/21/2024 (dup)	10 - 20	NA	NA	NA	NA	NA	NA	NA	NA	NA	NA
MW-01	WSP	6/20/2024	10 - 20	NA	NA	NA	NA	NA	NA	NA	NA	NA	NA	
MW-01 (dup)	WSP	6/20/24 (dup)	10 - 20	NA	NA	NA	NA	NA	NA	NA	NA	NA	NA	
9304 SE Main Street- Area 1														
OGP-1	GP-1-W	EEM	4/2/2007	6-10	U 0.300	U 1.00	U 1.00	U 2.00	U 1.00	U 1.00	U 1.00	U 1.00	U 1.00	U 1.00
OGP-2	GP-2-W	EEM	4/2/2007	6-10	U 0.300	U 1.00	U 1.00	U 2.00	U 1.00	U 1.00	U 1.00	U 1.00	U 1.00	U 1.00
OGP-6	GP-6-W	EEM	4/2/2007	8-12	U 0.300	U 1.00	U 1.00	U 2.00	U 1.00	U 1.00	U 1.00	U 1.00	U 1.00	U 1.00
Oregon Department of Environmental Quality Risk-Based Concentrations ¹														
Vapor Intrusion into Buildings—Occupational					2,800	210,000	7,400	> S	NL	NL	NL	10,000	> S	> S
Volatilization to Outdoor Air—Occupational					14,000	> S	43,000	> S	NL	NL	NL	16,000	> S	> S
Groundwater in an Excavation					1,800	220,000	4,500	23,000	NL	NL	NL	500	6,300	23,000
Commercial Chronic Vapor Intrusion RBCwi					12	150,000	31	3,300	NL	NL	NL	50	2,400	1,700
Commercial Acute Vapor Intrusion RBCwi					650	160,000	420,000	200,000	NL	NL	NL	83,000	NL	NL

**TABLE T-3
Groundwater HVOC Results: Complete History 1997- 2024
Former Mail-Well Envelope Facility
Milwaukie, Oregon**

Location	Sample ID	Consultant	Date	Depth (ft. bgs)	Analytical Result (µg/L)									
					Benzene	Toluene	Ethyl-benzene	Xylenes	n-Butyl-benzene	n-Propyl-benzene	sec-Butyl-benzene	Naphthalene	1,2,4-trimethyl-benzene	1,3,5-trimethyl-benzene
Mail-Well Envelope - Area 2														
P1	P1-GW	BB&A Environmental	2/12/2002	7-12	U 1.0	U 1.0	U 1.0	U 1.0	U 1.0	U 1.0	U 1.0	U 5.0	U 1.0	U 1.0
P2	P2-GW	BB&A Environmental	2/12/2002	10-15	U 1.0	U 1.0	U 1.0	U 1.0	U 1.0	U 1.0	U 1.0	U 5.0	U 1.0	U 1.0
SB-1	SB-1 deep 35'	ATC Associates	5/24/2002	35	U 0.400	U 1.00	U 1.00	U 1.00	U 1.00	U 1.00	U 1.00	U 1.00	U 1.00	U 1.00
GP-10	GP-10	Maul Foster Alongi	8/16/2004	10-14	U 0.300	U 1.00	U 1.00	U 2.00	U 1.00	U 1.00	U 1.00	U 1.00	U 1.00	U 1.00
AB-03	AB-03a	Amec Foster Wheeler	8/25/2009	11-15	NA	NA	NA	NA	NA	NA	NA	NA	NA	NA
	AB-03b	Amec Foster Wheeler	8/25/2009	21-25	NA	NA	NA	NA	NA	NA	NA	NA	NA	NA
	AB-03c	Amec Foster Wheeler	8/24/2009	31-35	NA	NA	NA	NA	NA	NA	NA	NA	NA	NA
AB-04	AB-04a	Amec Foster Wheeler	8/24/2009	11-15	NA	NA	NA	NA	NA	NA	NA	NA	NA	NA
	AB-04b	Amec Foster Wheeler	8/24/2009	18 - 22	NA	NA	NA	NA	NA	NA	NA	NA	NA	NA
AB-13	AB-13a	Amec Foster Wheeler	8/24/2009	11-15	NA	NA	NA	NA	NA	NA	NA	NA	NA	NA
	AB-13b	Amec Foster Wheeler	8/24/2009	21-25	NA	NA	NA	NA	NA	NA	NA	NA	NA	NA
AB-15	AB-15	Amec Foster Wheeler	7/23/2010	11 - 15	NA	NA	NA	NA	NA	NA	NA	NA	NA	NA
	AB-15b	Amec Foster Wheeler	7/23/2010	21 - 25	NA	NA	NA	NA	NA	NA	NA	NA	NA	NA
	DUP	Amec Foster Wheeler	7/23/2010	21 - 25	NA	NA	NA	NA	NA	NA	NA	NA	NA	NA
AB-16	AB-16	Amec Foster Wheeler	7/23/2010	11 - 15	NA	NA	NA	NA	NA	NA	NA	NA	NA	NA
AB-17	AB-17	Amec Foster Wheeler	7/23/2010	11 - 15	NA	NA	NA	NA	NA	NA	NA	NA	NA	NA
AB-18	AB-18	Amec Foster Wheeler	7/23/2010	11 - 15	NA	NA	NA	NA	NA	NA	NA	NA	NA	NA
AB-19	AB-19	Amec Foster Wheeler	10/18/2010	11 - 15	NA	NA	NA	NA	NA	NA	NA	NA	NA	NA
AB-20	AB-20	Amec Foster Wheeler	10/18/2010	11 - 15	NA	NA	NA	NA	NA	NA	NA	NA	NA	NA
AB-21	AB-21	Amec Foster Wheeler	10/18/2010	11 - 15	NA	NA	NA	NA	NA	NA	NA	NA	NA	NA
SA-01	SA-01A GW	Amec Foster Wheeler	12/27/2016	5 - 10	NA	NA	NA	NA	NA	NA	NA	NA	NA	NA
	SA-01B GW	Amec Foster Wheeler	12/27/2016	18 - 23	NA	NA	NA	NA	NA	NA	NA	NA	NA	NA
SA-13	SA-13A GW	Amec Foster Wheeler	12/27/2016	8 - 13	NA	NA	NA	NA	NA	NA	NA	NA	NA	NA
	SA-13B GW	Amec Foster Wheeler	12/27/2016	18 - 23	NA	NA	NA	NA	NA	NA	NA	NA	NA	NA
SA-14	SA-14A GW	Amec Foster Wheeler	12/27/2016	5 - 10	NA	NA	NA	NA	NA	NA	NA	NA	NA	NA
	SA-14B GW	Amec Foster Wheeler	12/27/2016	18 - 23	NA	NA	NA	NA	NA	NA	NA	NA	NA	NA
SA-14	SA-14A GW	Amec Foster Wheeler	12/27/2016	5 - 10	NA	NA	NA	NA	NA	NA	NA	NA	NA	NA
	SA-14B GW	Amec Foster Wheeler	12/27/2016	18 - 23	NA	NA	NA	NA	NA	NA	NA	NA	NA	NA
SA-17	SA-17 GW	Amec Foster Wheeler	12/27/2016	8 - 13	NA	NA	NA	NA	NA	NA	NA	NA	NA	NA
MW-02	MW-02	Amec Foster Wheeler	10/31/2014	10 - 20	NA	NA	NA	NA	NA	NA	NA	NA	NA	NA
	MW-02	Amec Foster Wheeler	2/10/2015	10 - 20	NA	NA	NA	NA	NA	NA	NA	NA	NA	NA
	MW-02	Amec Foster Wheeler	5/5/2015	10 - 20	NA	NA	NA	NA	NA	NA	NA	NA	NA	NA
	MW-02	Amec Foster Wheeler	8/7/2015	10 - 20	NA	NA	NA	NA	NA	NA	NA	NA	NA	NA
	MW-02	Amec Foster Wheeler	12/18/2015	10 - 20	U 50.0	U 250	U 125	U 250	U 250	U 125	U 250	U 500	U 250	U 250
	MW-2 Post	Wood*	8/7/2019	10 - 20	NA	NA	NA	NA	NA	NA	NA	NA	NA	NA
	MW-02	Wood	11/4/2019	10 - 20	NA	NA	NA	NA	NA	NA	NA	NA	NA	NA
	MW-02	Wood*	12/16/2019	10 - 20	NA	NA	NA	NA	NA	NA	NA	NA	NA	NA
	MW-02	Wood	3/26/2020	10 - 20	NA	NA	NA	NA	NA	NA	NA	NA	NA	NA
	MW-02	Wood	6/19/2020	10 - 20	NA	NA	NA	NA	NA	NA	NA	NA	NA	NA
	MW-02	Wood	1/29/2021	10 - 20	NA	NA	NA	NA	NA	NA	NA	NA	NA	NA
	MW-02	Wood	7/16/2021	10 - 20	NA	NA	NA	NA	NA	NA	NA	NA	NA	NA
	MW-02	Wood	1/28/2022	10 - 20	NA	NA	NA	NA	NA	NA	NA	NA	NA	NA
	MW-02 (Dup)	Wood	1/28/2022	10 - 20	NA	NA	NA	NA	NA	NA	NA	NA	NA	NA
	MW-02	Wood	7/21/2022	10 - 20	NA	NA	NA	NA	NA	NA	NA	NA	NA	NA
	MW-02 (Dup)	Wood	7/21/2022	10 - 20	NA	NA	NA	NA	NA	NA	NA	NA	NA	NA
	MW-02	WSP	1/20/2023	10 - 20	NA	NA	NA	NA	NA	NA	NA	NA	NA	NA
	MW-02 (Dup)	WSP	1/20/2023 (dup)	10 - 20	NA	NA	NA	NA	NA	NA	NA	NA	NA	NA
	MW-02	WSP	9/13/2023	10 - 20	NA	NA	NA	NA	NA	NA	NA	NA	NA	NA
	MW-02	WSP	9/29/2023	10 - 20	NA	NA	NA	NA	NA	NA	NA	NA	NA	NA
MW-02	WSP	12/20/2023	10 - 20	NA	NA	NA	NA	NA	NA	NA	NA	NA	NA	
MW-02	WSP	3/21/2024	10 - 20	NA	NA	NA	NA	NA	NA	NA	NA	NA	NA	
MW-02	WSP	6/20/2024	10 - 20	NA	NA	NA	NA	NA	NA	NA	NA	NA	NA	
Oregon Department of Environmental Quality Risk-Based Concentrations ¹														
Vapor Intrusion into Buildings—Occupational					2,800	210,000	7,400	> S	NL	NL	NL	10,000	> S	> S
Volatilization to Outdoor Air—Occupational					14,000	> S	43,000	> S	NL	NL	NL	16,000	> S	> S
Groundwater in an Excavation					1,800	220,000	4,500	23,000	NL	NL	NL	500	6,300	23,000
Commercial Chronic Vapor Intrusion RBCwi					12	150,000	31	3,300	NL	NL	NL	50	2,400	1,700
Commercial Acute Vapor Intrusion RBCwi					650	160,000	420,000	200,000	NL	NL	NL	83,000	NL	NL

**TABLE T-3
Groundwater HVOC Results: Complete History 1997- 2024
Former Mail-Well Envelope Facility
Milwaukie, Oregon**

Location	Sample ID	Consultant	Date	Depth (ft. bgs)	Analytical Result (µg/L)									
					Benzene	Toluene	Ethyl-benzene	Xylenes	n-Butyl-benzene	n-Propyl-benzene	sec-Butyl-benzene	Naphthalene	1,2,4-trimethyl-benzene	1,3,5-trimethyl-benzene
Mail-Well Envelope - Area 2														
MW-07	MW-07	Wood	8/5/2019	10 - 19.7	NA	NA	NA	NA	NA	NA	NA	NA	NA	NA
	MW-07 Post	Wood*	8/7/2019	10 - 19.7	NA	NA	NA	NA	NA	NA	NA	NA	NA	NA
	MW-07	Wood	11/4/2019	10 - 19.7	NA	NA	NA	NA	NA	NA	NA	NA	NA	NA
	MW-07	Wood*	12/16/2019	10 - 19.7	NA	NA	NA	NA	NA	NA	NA	NA	NA	NA
	MW-07	Wood	3/26/2020	10 - 19.7	NA	NA	NA	NA	NA	NA	NA	NA	NA	NA
	MW-07	Wood	3/26/2020	10 - 19.7	NA	NA	NA	NA	NA	NA	NA	NA	NA	NA
	MW-07	Wood	1/29/2021	10 - 19.7	NA	NA	NA	NA	NA	NA	NA	NA	NA	NA
	MW-07	Wood	7/16/2021	10 - 19.7	NA	NA	NA	NA	NA	NA	NA	NA	NA	NA
	MW-07	Wood	1/28/2022	10 - 19.7	NA	NA	NA	NA	NA	NA	NA	NA	NA	NA
	MW-07	Wood	7/21/2022	10 - 19.7	NA	NA	NA	NA	NA	NA	NA	NA	NA	NA
	MW-07	WSP	1/20/2023	10 - 19.7	NA	NA	NA	NA	NA	NA	NA	NA	NA	NA
	MW-07	WSP	9/13/2023	10 - 19.7	NA	NA	NA	NA	NA	NA	NA	NA	NA	NA
	MW-07	WSP	9/29/2023	10 - 19.7	NA	NA	NA	NA	NA	NA	NA	NA	NA	NA
	MW-07	WSP	12/20/2023	10 - 19.7	NA	NA	NA	NA	NA	NA	NA	NA	NA	NA
MW-07	WSP	3/21/2024	10 - 19.7	NA	NA	NA	NA	NA	NA	NA	NA	NA	NA	
MW-07	WSP	6/20/2024	10 - 19.7	NA	NA	NA	NA	NA	NA	NA	NA	NA	NA	
SA-18	SA-18	Wood	7/19/2018	8 - 13	NA	NA	NA	NA	NA	NA	NA	NA	NA	
SA-19	SA-19	Wood	7/19/2018	8 - 13	NA	NA	NA	NA	NA	NA	NA	NA	NA	
SA-20	SA-20	Wood	7/19/2018	8 - 13	NA	NA	NA	NA	NA	NA	NA	NA	NA	
SA-21	SA-21	Wood	7/19/2018	8 - 13	NA	NA	NA	NA	NA	NA	NA	NA	NA	
SA-22	SA-22	Wood	7/19/2018	8 - 13	NA	NA	NA	NA	NA	NA	NA	NA	NA	
9304 SE Main Street - Area 2														
GP-8	GP-8	Maul Foster Alongi	8/16/2004	10-14	U 0.300	U 1.00	U 1.00	U 2.00	U 1.00	U 1.00	U 1.00	U 1.00	U 1.00	U 1.00
GP-9	GP-9	Maul Foster Alongi	8/16/2004	10-14	U 0.300	U 1.00	U 1.00	U 2.00	U 1.00	U 1.00	U 1.00	U 1.00	U 1.00	U 1.00
	GP-9-Dup	Maul Foster Alongi	8/16/2004	10-14	U 0.300	U 1.00	U 1.00	U 2.00	U 1.00	U 1.00	U 1.00	U 1.00	U 1.00	U 1.00
OGP-3	GP-3-W	EEM	4/2/2007	11-15	U 0.300	U 1.00	U 1.00	U 2.00	U 1.00	U 1.00	U 1.00	U 1.00	U 1.00	U 1.00
OGP-4	GP-4-W	EEM	4/2/2007	12-16	U 0.300	U 1.00	U 1.00	U 2.00	U 1.00	U 1.00	U 1.00	U 1.00	U 1.00	U 1.00
OGP-5	GP-5-W	EEM	4/2/2007	8-12	U 0.300	U 1.00	U 1.00	U 2.00	U 1.00	U 1.00	U 1.00	U 1.00	U 1.00	U 1.00
AB-22	AB-22-GW	Amec Foster Wheeler	10/27/2014	10-15	NA	NA	NA	NA	NA	NA	NA	NA	NA	NA
AB-23	AB-23-GW	Amec Foster Wheeler	10/27/2014	10-15	NA	NA	NA	NA	NA	NA	NA	NA	NA	NA
AB-24	AB-24-GW	Amec Foster Wheeler	12/16/2015	10-15	NA	NA	NA	NA	NA	NA	NA	NA	NA	NA
AB-25	AB-25-GW	Amec Foster Wheeler	12/16/2015	10-15	NA	NA	NA	NA	NA	NA	NA	NA	NA	NA
AB-26	AB-26-GW	Amec Foster Wheeler	12/16/2015	10-15	NA	NA	NA	NA	NA	NA	NA	NA	NA	NA
SA-08	SA-08A GW	Amec Foster Wheeler	12/28/2016	8 - 13	NA	NA	NA	NA	NA	NA	NA	NA	NA	NA
SA-10	SA-10A GW	Amec Foster Wheeler	12/28/2016	14 - 19	NA	NA	NA	NA	NA	NA	NA	NA	NA	NA
SA-11	SA-11A GW	Amec Foster Wheeler	12/28/2016	14 - 19	NA	NA	NA	NA	NA	NA	NA	NA	NA	NA
Oregon Department of Environmental Quality Risk-Based Concentrations ¹														
Vapor Intrusion into Buildings—Occupational					2,800	210,000	7,400	> S	NL	NL	NL	10,000	> S	> S
Volatilization to Outdoor Air—Occupational					14,000	> S	43,000	> S	NL	NL	NL	16,000	> S	> S
Groundwater in an Excavation					1,800	220,000	4,500	23,000	NL	NL	NL	500	6,300	23,000
Commercial Chronic Vapor Intrusion RBCwi					12	150,000	31	3,300	NL	NL	NL	50	2,400	1,700
Commercial Acute Vapor Intrusion RBCwi					650	160,000	420,000	200,000	NL	NL	NL	83,000	NL	NL

**TABLE T-3
Groundwater HVOC Results: Complete History 1997- 2024
Former Mail-Well Envelope Facility
Milwaukie, Oregon**

Location	Sample ID	Consultant	Date	Depth (ft. bgs)	Analytical Result (µg/L)									
					Benzene	Toluene	Ethyl-benzene	Xylenes	n-Butyl-benzene	n-Propyl-benzene	sec-Butyl-benzene	Naphthalene	1,2,4-trimethyl-benzene	1,3,5-trimethyl-benzene
9304 SE Main Street - Area 2 cont.														
MW-03	MW-03	Amec Foster Wheeler	10/31/2014	10 - 20	NA	NA	NA	NA	NA	NA	NA	NA	NA	NA
	MW-03	Amec Foster Wheeler	2/10/2015	10 - 20	NA	NA	NA	NA	NA	NA	NA	NA	NA	NA
	MW-03	Amec Foster Wheeler	5/5/2015	10 - 20	NA	NA	NA	NA	NA	NA	NA	NA	NA	NA
	MW-03	Amec Foster Wheeler	8/7/2015	10 - 20	NA	NA	NA	NA	NA	NA	NA	NA	NA	NA
	MW-03	Wood	11/4/2019	10 - 20	NA	NA	NA	NA	NA	NA	NA	NA	NA	NA
	MW-03	Wood*	12/16/2019	10 - 20	NA	NA	NA	NA	NA	NA	NA	NA	NA	NA
	MW-03	Wood	3/26/2020	10 - 20	NA	NA	NA	NA	NA	NA	NA	NA	NA	NA
	MW-03	Wood	6/19/2020	10 - 20	NA	NA	NA	NA	NA	NA	NA	NA	NA	NA
	MW-03	Wood	1/29/2021	10 - 20	NA	NA	NA	NA	NA	NA	NA	NA	NA	NA
	MW-03	Wood	7/16/2021	10 - 20	NA	NA	NA	NA	NA	NA	NA	NA	NA	NA
	MW-03	Wood	1/28/2022	10 - 20	NA	NA	NA	NA	NA	NA	NA	NA	NA	NA
	MW-03	Wood	7/21/2022	10 - 20	NA	NA	NA	NA	NA	NA	NA	NA	NA	NA
	MW-03	WSP	1/20/2023	10 - 20	NA	NA	NA	NA	NA	NA	NA	NA	NA	NA
	MW-03	WSP	9/13/2023	10 - 20	NA	NA	NA	NA	NA	NA	NA	NA	NA	NA
	MW-03	WSP	9/29/2023	10 - 20	NA	NA	NA	NA	NA	NA	NA	NA	NA	NA
MW-03	WSP	12/20/2023	10 - 20	NA	NA	NA	NA	NA	NA	NA	NA	NA	NA	
MW-03	WSP	3/21/2024	10 - 20	NA	NA	NA	NA	NA	NA	NA	NA	NA	NA	
MW-03	WSP	6/20/2024	10 - 20	NA	NA	NA	NA	NA	NA	NA	NA	NA	NA	
MW-04	MW-04	Amec Foster Wheeler	10/31/2014	10 - 20	NA	NA	NA	NA	NA	NA	NA	NA	NA	NA
	MW-04	Amec Foster Wheeler	2/10/2015	10 - 20	NA	NA	NA	NA	NA	NA	NA	NA	NA	NA
	MW-04	Amec Foster Wheeler	5/5/2015	10 - 20	NA	NA	NA	NA	NA	NA	NA	NA	NA	NA
	MW-04	Amec Foster Wheeler	8/7/2015	10 - 20	NA	NA	NA	NA	NA	NA	NA	NA	NA	NA
	MW-04	WSP	9/29/2023	10 - 20	NA	NA	NA	NA	NA	NA	NA	NA	NA	NA
	MW-04	WSP	12/20/2023	10 - 20	NA	NA	NA	NA	NA	NA	NA	NA	NA	NA
	MW-04	WSP	3/21/2024	10 - 20	NA	NA	NA	NA	NA	NA	NA	NA	NA	NA
MW-04	WSP	6/20/2024	10 - 20	NA	NA	NA	NA	NA	NA	NA	NA	NA	NA	
Oregon Department of Environmental Quality Risk-Based Concentrations ¹														
Vapor Intrusion into Buildings—Occupational					2,800	210,000	7,400	> S	NL	NL	NL	10,000	> S	> S
Volatilization to Outdoor Air—Occupational					14,000	> S	43,000	> S	NL	NL	NL	16,000	> S	> S
Groundwater in an Excavation					1,800	220,000	4,500	23,000	NL	NL	NL	500	6,300	23,000
Commercial Chronic Vapor Intrusion RBCwi					12	150,000	31	3,300	NL	NL	NL	50	2,400	1,700
Commercial Acute Vapor Intrusion RBCwi					650	160,000	420,000	200,000	NL	NL	NL	83,000	NL	NL

**TABLE T-3
Groundwater HVOC Results: Complete History 1997- 2024
Former Mail-Well Envelope Facility
Milwaukie, Oregon**

Location	Sample ID	Consultant	Date	Depth (ft. bgs)	Analytical Result (µg/L)									
					Benzene	Toluene	Ethyl-benzene	Xylenes	n-Butyl-benzene	n-Propyl-benzene	sec-Butyl-benzene	Naphthalene	1,2,4-trimethyl-benzene	1,3,5-trimethyl-benzene
Former WW Metal Fab - Area 2														
GP-1	GP1	SECOR	2/13/1997	11-15	U 0.500	U 0.500	U 0.500	U 1.00	NA	NA	NA	NA	NA	NA
GP-2	GP2	SECOR	2/13/1997	11-15	U 0.500	U 0.500	U 0.500	U 1.00	NA	NA	NA	NA	NA	NA
GP-3	GP3	SECOR	2/13/1997	11-15	U 0.500	U 0.500	U 0.500	U 1.00	NA	NA	NA	NA	NA	NA
GP-4	GP4	SECOR	2/13/1997	11-15	U 0.500	U 0.500	U 0.500	U 1.00	NA	NA	NA	NA	NA	NA
GP-5	GP5	SECOR	2/13/1997	11-15	U 0.500	U 0.500	U 0.500	U 1.00	NA	NA	NA	NA	NA	NA
GP-6	GP6	SECOR	2/13/1997	11-15	U 0.500	U 0.500	U 0.500	U 1.00	NA	NA	NA	NA	NA	NA
GP-7	GP7	SECOR	2/13/1997	11-15	U 0.500	U 0.500	U 0.500	U 1.00	NA	NA	NA	NA	NA	NA
GP-7	DUP	SECOR	2/13/1997	11-15	U 0.500	U 0.500	U 0.500	U 1.00	NA	NA	NA	NA	NA	NA
GP-11	GP-11	Maul Foster Alongi	8/19/2004	10-14	U 0.300	U 1.00	U 1.00	U 2.00	U 1.00	U 1.00	U 1.00	U 1.00	U 1.00	U 1.00
GP-12	GP-12	Maul Foster Alongi	8/19/2004	14-18	U 0.300	U 1.00	U 1.00	U 2.00	U 1.00	U 1.00	U 1.00	U 1.00	U 1.00	U 1.00
GP-13	GP-13	Maul Foster Alongi	8/16/2004	10-14	U 0.300	U 1.00	U 1.00	U 2.00	U 1.00	U 1.00	U 1.00	U 1.00	U 1.00	U 1.00
MW-1	991115-MW1	SECOR	11/15/1999	10-20	U 0.500	U 0.500	U 1.00	U 1.00	NA	NA	NA	NA	NA	NA
	MW-1-0304	Maul Foster Alongi	3/31/2004	10-20	U 0.400	U 1.00	U 1.00	U 1.00	U 2.00	U 1.00	U 1.00	U 1.00	U 1.00	U 1.00
	MW-1-0804	Maul Foster Alongi	8/11/2004	10-20	U 0.300	U 1.00	U 1.00	U 2.00	U 1.00	U 1.00	U 1.00	U 1.00	U 1.00	U 1.00
	MW-DUP-0804	Maul Foster Alongi	8/11/2004	10-20	U 0.300	U 1.00	U 1.00	U 2.00	U 1.00	U 1.00	U 1.00	U 1.00	U 1.00	U 1.00
	MW-1-1206	Maul Foster Alongi	12/7/2006	10-20	U 0.300	U 1.00	U 1.00	U 2.00	U 1.00	U 1.00	U 1.00	U 1.00	U 1.00	U 1.00
MW-2	MW-1-1206-Dup	Maul Foster Alongi	12/7/2006	10-20	U 0.300	U 1.00	U 1.00	U 2.00	U 1.00	U 1.00	U 1.00	U 1.00	U 1.00	U 1.00
	991115-MW2	SECOR	11/15/1999	10-20	U 0.500	U 0.500	U 1.00	U 1.00	NA	NA	NA	NA	NA	NA
	MW-2-0304	Maul Foster Alongi	3/31/2004	10-20	U 0.400	U 1.00	U 1.00	U 1.00	U 2.00	U 1.00	U 1.00	U 1.00	U 1.00	U 1.00
	MW-2-0804	Maul Foster Alongi	8/11/2004	10-20	U 0.300	U 1.00	U 1.00	U 2.00	U 1.00	U 1.00	U 1.00	U 1.00	U 1.00	U 1.00
	MW-2-1206	Maul Foster Alongi	12/7/2006	10-20	U 0.300	U 1.00	U 1.00	U 2.00	U 1.00	U 1.00	U 1.00	U 1.00	U 1.00	U 1.00
MW-3	991115-MW3	SECOR	11/15/1999	10-20	U 0.500	U 0.500	U 1.00	U 1.00	NA	NA	NA	NA	NA	NA
	MW-3-0304	Maul Foster Alongi	3/31/2004	10-20	U 0.400	U 1.00	U 1.00	U 1.00	U 2.00	U 1.00	U 1.00	U 1.00	U 1.00	U 1.00
	MW-3-0804	Maul Foster Alongi	8/11/2004	10-20	U 0.300	U 1.00	U 1.00	U 2.00	U 1.00	U 1.00	U 1.00	U 1.00	U 1.00	U 1.00
	MW-3-1206	Maul Foster Alongi	12/7/2006	10-20	U 0.300	U 1.00	U 1.00	U 2.00	U 1.00	U 1.00	U 1.00	U 1.00	U 1.00	U 1.00
MW-4	991115-MW4	SECOR	11/15/1999	10-20	U 0.500	U 0.500	U 1.00	U 1.00	NA	NA	NA	NA	NA	NA
	MW-4-0304	Maul Foster Alongi	3/31/2004	10-20	U 0.400	U 1.00	U 1.00	U 1.00	U 2.00	U 1.00	U 1.00	U 1.00	U 1.00	U 1.00
	MW-4-0804	Maul Foster Alongi	8/11/2004	10-20	U 0.300	U 1.00	U 1.00	U 2.00	U 1.00	U 1.00	U 1.00	U 1.00	U 1.00	U 1.00
	MW-4-1206	Maul Foster Alongi	12/7/2006	10-20	U 0.300	U 1.00	U 1.00	U 2.00	U 1.00	U 1.00	U 1.00	U 1.00	U 1.00	U 1.00
MW-5	991115-MW-5	SECOR	11/15/1999	10-20	U 0.500	U 0.500	U 1.00	U 1.00	NA	NA	NA	NA	NA	NA
	MW-5-0304	Maul Foster Alongi	3/31/2004	10-20	U 0.400	U 1.00	U 1.00	U 1.00	U 2.00	U 1.00	U 1.00	U 1.00	U 1.00	U 1.00
	MW-5-0804	Maul Foster Alongi	8/11/2004	10-20	U 0.300	U 1.00	U 1.00	U 2.00	U 1.00	U 1.00	U 1.00	U 1.00	U 1.00	U 1.00
	MW-5-1206	Maul Foster Alongi	12/8/2006	10-20	U 0.300	U 1.00	U 1.00	U 2.00	U 1.00	U 1.00	U 1.00	U 1.00	U 1.00	U 1.00
AB-27	AB-27-GW	Amec Foster Wheeler	12/16/2015	10-15	U 0.200	U 1.00	U 0.500	U 1.00	U 1.00	U 0.500	U 1.00	U 2.00	1.26	U 1.00
Oregon Department of Environmental Quality Risk-Based Concentrations ¹														
Vapor Intrusion into Buildings—Occupational					2,800	210,000	7,400	> S	NL	NL	NL	10,000	> S	> S
Volatilization to Outdoor Air—Occupational					14,000	> S	43,000	> S	NL	NL	NL	16,000	> S	> S
Groundwater in an Excavation					1,800	220,000	4,500	23,000	NL	NL	NL	500	6,300	23,000
Commercial Chronic Vapor Intrusion RBCwi					12	150,000	31	3,300	NL	NL	NL	50	2,400	1,700
Commercial Acute Vapor Intrusion RBCwi					650	160,000	420,000	200,000	NL	NL	NL	83,000	NL	NL

**TABLE T-3
Groundwater HVOC Results: Complete History 1997- 2024
Former Mail-Well Envelope Facility
Milwaukie, Oregon**

Location	Sample ID	Consultant	Date	Depth (ft. bgs)	Analytical Result (µg/L)									
					Benzene	Toluene	Ethyl-benzene	Xylenes	n-Butyl-benzene	n-Propyl-benzene	sec-Butyl-benzene	Naphthalene	1,2,4-trimethyl-benzene	1,3,5-trimethyl-benzene
SE McLoughlin Access Road - Area 2														
AB-28	AB-28-GW	Amec Foster Wheeler	12/16/2015	10-15	U 0.200	U 1.00	U 0.500	U 1.00	U 1.00	U 0.500	U 1.00	U 2.00	U 1.00	U 1.00
AB-29	AB-29-GW	Amec Foster Wheeler	12/16/2015	15-20	U 0.200	U 1.00	U 0.500	U 1.00	U 1.00	U 0.500	U 1.00	U 2.00	U 1.00	U 1.00
AB-30	AB-30-GW	Amec Foster Wheeler	12/16/2015	10-15	U 0.200	U 1.00	U 0.500	U 1.00	U 1.00	U 0.500	U 1.00	U 2.00	U 1.00	U 1.00
AB-31	AB-31A-GW	Amec Foster Wheeler	4/22/2016	5-15	U 0.200	U 1.00	U 0.500	U 1.00	U 1.00	U 0.500	U 1.00	U 2.00	U 1.00	U 1.00
	AB-31B-GW	Amec Foster Wheeler	4/22/2016	20-25	U 2.00	U 10.0	U 5.00	U 10.0	U 10.0	U 5.00	U 10.0	U 20.0	U 10.0	U 10.0
AB-32	AB-32-GW	Amec Foster Wheeler	4/22/2016	10-15	U 0.200	1.24	U 0.500	U 1.00	U 1.00	U 0.500	U 1.00	U 2.00	U 1.00	U 1.00
AB-33	AB-33A	Amec Foster Wheeler	7/18/2016	25 - 30	U 0.200	U 1.00	U 0.500	U 1.00	U 1.00	U 0.500	U 1.00	U 2.00	U 1.00	U 1.00
	AB-33B	Amec Foster Wheeler	7/18/2016	40 - 45	U 0.200	1.76	U 0.500	1.08	U 1.00	U 0.500	U 1.00	U 2.00	U 1.00	U 1.00
AB-34	AB-34A	Amec Foster Wheeler	7/19/2016	20-25	U 0.200	U 1.00	U 0.500	U 1.00	U 1.00	U 0.500	U 1.00	U 2.00	U 1.00	U 1.00
	AB-34B	Amec Foster Wheeler	7/19/2016	30-35	U 0.200	U 1.00	U 0.500	U 1.00	U 1.00	U 0.500	U 1.00	U 2.00	U 1.00	U 1.00
	AB-34C	Amec Foster Wheeler	7/19/2016	39-44	U 0.200	U 1.00	U 0.500	U 1.00	U 1.00	U 0.500	U 1.00	U 2.00	U 1.00	U 1.00
AB-35	AB-35A	Amec Foster Wheeler	7/18/2016	20-25	U 0.200	U 1.00	U 0.500	U 1.00	U 1.00	U 0.500	U 1.00	U 2.00	U 1.00	U 1.00
	AB-35B	Amec Foster Wheeler	7/18/2016	30-35	U 0.200	1.03	U 0.500	U 1.00	U 1.00	U 0.500	U 1.00	U 2.00	U 1.00	U 1.00
	AB-35C	Amec Foster Wheeler	7/18/2016	39-44	U 0.200	1.65	U 0.500	U 1.00	U 1.00	U 0.500	U 1.00	U 2.00	U 1.00	U 1.00
Americold - 9501 SE McLoughlin - Area 2														
MW-05	MW-05	Amec Foster Wheeler	9/9/2016	6.5 - 21.5	U 0.200	U 1.00	U 0.500	U 1.00	U 1.00	U 0.500	U 1.00	U 2.00	U 1.00	U 1.00
	MW-05	Amec Foster Wheeler	12/12/2016	6.5 - 21.5	NA	NA	NA	NA	NA	NA	NA	NA	NA	NA
	MW-05	Amec Foster Wheeler	5/4/2017	6.5 - 21.5	NA	NA	NA	NA	NA	NA	NA	NA	NA	NA
	MW-05	Amec Foster Wheeler	9/12/2017	6.5 - 21.5	NA	NA	NA	NA	NA	NA	NA	NA	NA	NA
	MW-05	WSP	9/29/2023	6.5 - 21.6	NA	NA	NA	NA	NA	NA	NA	NA	NA	NA
	MW-05	WSP	12/20/2023	6.5 - 21.6	NA	NA	NA	NA	NA	NA	NA	NA	NA	NA
	MW-05	WSP	3/21/2024	6.5 - 21.6	NA	NA	NA	NA	NA	NA	NA	NA	NA	NA
MW-06	MW-06	Amec Foster Wheeler	9/9/2016	4.6 - 19.6	U 0.200	U 1.00	U 0.500	U 1.00	U 1.00	U 0.500	U 1.00	U 2.00	U 1.00	U 1.00
	MW-06	Amec Foster Wheeler	12/12/2016	4.6 - 19.6	NA	NA	NA	NA	NA	NA	NA	NA	NA	NA
	MW-06	Amec Foster Wheeler	5/4/2017	4.6 - 19.6	NA	NA	NA	NA	NA	NA	NA	NA	NA	NA
	MW-06	Amec Foster Wheeler	9/12/2017	4.6 - 19.6	NA	NA	NA	NA	NA	NA	NA	NA	NA	NA
	MW-06	WSP	9/29/2023	4.6 - 19.7	NA	NA	NA	NA	NA	NA	NA	NA	NA	NA
	MW-06	WSP	12/20/2023	4.6 - 19.7	NA	NA	NA	NA	NA	NA	NA	NA	NA	NA
	MW-06	WSP	3/21/2024	4.6 - 19.7	NA	NA	NA	NA	NA	NA	NA	NA	NA	NA
Investigation Derived Waste														
IDW	IDW	Wood	9/23/2019	-	NA	NA	NA	NA	NA	NA	NA	NA	NA	NA
Oregon Department of Environmental Quality Risk-Based Concentrations ¹														
Vapor Intrusion into Buildings—Occupational					2,800	210,000	7,400	> S	NL	NL	NL	10,000	> S	> S
Volatilization to Outdoor Air—Occupational					14,000	> S	43,000	> S	NL	NL	NL	16,000	> S	> S
Groundwater in an Excavation					1,800	220,000	4,500	23,000	NL	NL	NL	500	6,300	23,000
Commercial Chronic Vapor Intrusion RBCwi					12	150,000	31	3,300	NL	NL	NL	50	2,400	1,700
Commercial Acute Vapor Intrusion RBCwi					650	160,000	420,000	200,000	NL	NL	NL	83,000	NL	NL

Notes:

µg/L = micrograms per liter

Bold = Indicates analyte was detected above method reporting limit.

U = Indicates analyte was not detected at or above method reporting limit shown.

NA = Parameter was not analyzed in the sample.

¹ = Oregon Dep² Shaded indicates RBC(s) exceeded in sample.

² = Oregon Department of Environmental Quality TABLE 40: Human Health Water Quality Criteria for Toxic Pollutants. Effective October 17, 2011.

³ = Oregon Department of Environmental Quality Level II Ecological Risk Screening Level Value. December 2001.

NL = No Risk-Based Concentration (RBC) listed by DEQ.

> S = The calculated RBC exceeds the constituent's water solubility limit

* = Results from uncertified lab (RPI Lab)

TABLE T-4
Historical Soil HVOC Results
Former Mail-Well Envelope Facility
Milwaukie, Oregon

Location	Sample ID	Consultant	Date	Depth (ft. bgs)	Analytical Result (µg/kg)													
					Tetra- chloroethene	Trichloro- ethene	cis-1,2- Dichloroethene	Vinyl chloride	Methylene chloride	Ethylbenzen e	Xylenes	4-Isopropyl- toluene	n-Butyl- benzene	Isopropyl- benzene	n-Propyl- benzene	sec- Butylbenzen e	Naphthalene	1,2,4- trimethyl- benzene
Mail-Well Envelope - Area 1																		
SB-3	SB-3 1-2.5	ATC Associates	5/24/2002	1 - 2.5	31.7	U 10.0	U 10.0	U 10.0	U 50.0	U 10.0	U 20.0	U 10.0	U 10.0	U 10.0	U 10.0	U 10.0	U 10.0	U 10.0
SB-3	SB-3 2.5-4	ATC Associates	5/24/2002	2.5 - 4	100	11.2	U 10	U 10.0	U 50.0	U 10.0	U 20.0	U 10.0	U 10.0	U 10.0	U 10.0	U 10.0	U 10.0	U 10.0
SB-3	SB-3 5-6.5	ATC Associates	5/24/2002	5 - 6.5	19.4	U 10	U 10	U 10.0	U 50.0	U 10.0	U 20.0	U 10.0	U 10.0	U 10.0	U 10.0	U 10.0	U 10.0	U 10.0
SB-3	SB-3 7.5-9	ATC Associates	5/24/2002	7.5 - 9	207	131	101	U 10.0	U 50.0	U 10.0	U 20.0	U 10.0	U 10.0	U 10.0	U 10.0	U 10.0	U 10.0	U 10.0
SB-3	SB-3 10-11.5	ATC Associates	5/24/2002	10 - 11.5	34.0	21.9	14.9	U 10.0	U 50.0	U 10.0	U 20.0	U 10.0	U 10.0	U 10.0	U 10.0	U 10.0	U 10.0	U 10.0
SB-3	SB-3 12.5-14	ATC Associates	5/24/2002	12.5 - 14	46.7	30.0	15.3	U 10.0	U 50.0	U 10.0	U 20.0	U 10.0	U 10.0	U 10.0	U 10.0	U 10.0	U 10.0	U 10.0
SB-3	SB-3 15-16.5	ATC Associates	5/24/2002	15 - 16.5	87.1	43.3	22.0	U 10.0	U 50.0	U 10.0	U 20.0	U 10.0	U 10.0	U 10.0	U 10.0	U 10.0	U 10.0	U 10.0
SB-3	SB-3 20-21.5	ATC Associates	5/24/2002	20 - 21.5	150	U 10.0	U 10.0	U 10.0	U 50.0	U 10.0	U 20.0	U 10.0	U 10.0	U 10.0	U 10.0	U 10.0	U 10.0	U 10.0
SB-3	SB-3 25-26.5	ATC Associates	5/24/2002	25 - 26.5	50.2	U 10.0	U 10.0	U 10.0	U 50.0	U 10.0	U 20.0	U 10.0	U 10.0	U 10.0	U 10.0	U 10.0	U 10.0	U 10.0
SB-3	SB-3 30-31.5	ATC Associates	5/24/2002	30 - 31.5	U 10.0	U 10.0	U 10.0	U 10.0	U 50.0	U 10.0	U 20.0	U 10.0	U 10.0	U 10.0	U 10.0	U 10.0	U 10.0	U 10.0
SB-4	SB-4 8-10'	ATC Associates	6/26/2002	8 - 10	16.3	U 10.0	U 10.0	U 10.0	U 50.0	U 10.0	U 20.0	U 10.0	U 10.0	U 10.0	U 10.0	U 10.0	U 10.0	U 10.0
SB-4	SB-4 18-20'	ATC Associates	6/26/2002	18 - 20	U 10.0	U 10.0	U 10.0	U 10.0	U 50.0	U 10.0	U 20.0	U 10.0	U 10.0	U 10.0	U 10.0	U 10.0	U 10.0	U 10.0
SB-5	SB-5 8-12'	ATC Associates	6/26/2002	8 - 12	43.2	U 10.0	U 10.0	U 10.0	U 50.0	U 10.0	U 20.0	U 10.0	U 10.0	U 10.0	U 10.0	U 10.0	U 10.0	U 10.0
SB-5	SB-5 16-18'	ATC Associates	6/26/2002	16 - 18	U 10.0	U 10.0	U 10.0	U 10.0	U 50.0	U 10.0	U 20.0	U 10.0	U 10.0	U 10.0	U 10.0	U 10.0	U 10.0	U 10.0
SB-6	SB-6 8-10'	ATC Associates	6/26/2002	8 - 10	U 10.0	U 10.0	150	19.7	U 50.0	U 10.0	U 20.0	U 10.0	U 10.0	U 10.0	U 10.0	U 10.0	U 10.0	U 10.0
SB-6	SB-6 14-16'	ATC Associates	6/26/2002	14 - 16	27.4	U 10.0	U 10.0	U 10.0	U 50.0	U 10.0	U 20.0	U 10.0	U 10.0	U 10.0	U 10.0	U 10.0	U 10.0	U 10.0
SB-7	SB-7 4-6'	ATC Associates	6/26/2002	4 - 6	449,000	3,180	260	U 10.0	U 50.0	12.2	86.2	35.5	35.2	52.9	65.0	30.7	27.4	2,570
SB-7	SB-7 12-14'	ATC Associates	6/26/2002	12 - 14	3,980	41.9	U 10.0	U 10.0	U 50.0	U 10.0	U 20.0	U 10.0	U 10.0	U 10.0	U 10.0	U 10.0	U 10.0	U 10.0
SB-8	SB-8 4-6'	ATC Associates	6/26/2002	4 - 6	U 10.0	U 10	U 10.0	U 10.0	U 50.0	U 10.0	U 20.0	U 10.0	U 10.0	U 10.0	U 10.0	U 10.0	U 10.0	U 10.0
SB-8	SB-8 8-11'	ATC Associates	6/26/2002	8 - 11	941	23.5	U 10.0	U 10.0	U 50.0	U 10.0	U 20.0	U 10.0	U 10.0	U 10.0	U 10.0	U 10.0	U 10.0	U 10.0
SB-9	SB-9 4-6'	ATC Associates	6/26/2002	4 - 6	U 10.0	U 10.0	U 10.0	U 10.0	U 50.0	U 10.0	U 20.0	U 10.0	U 10.0	U 10.0	U 10.0	U 10.0	U 10.0	U 10.0
SB-9	SB-9 12-14'	ATC Associates	6/26/2002	12 - 14	22.7	U 10.0	U 10.0	U 10.0	U 50.0	U 10.0	U 20.0	U 10.0	U 10.0	U 10.0	U 10.0	U 10.0	U 10.0	U 10.0
SB-10	SB-10 8-10'	ATC Associates	6/27/2002	8 - 10	130	14.7	39.7	U 10.0	U 50.0	U 10.0	U 20.0	U 10.0	U 10.0	U 10.0	U 10.0	U 10.0	U 10.0	U 10.0
SB-10	SB-10 14-16'	ATC Associates	6/27/2002	14 - 16	39.8	U 10.0	U 10.0	U 10.0	U 50.0	U 10.0	U 20.0	U 10.0	U 10.0	U 10.0	U 10.0	U 10.0	U 10.0	U 10.0
SB-11	SB-11 8-10'	ATC Associates	6/27/2002	8 - 10	177	15.5	U 10.0	U 10.0	U 50.0	U 10.0	U 20.0	U 10.0	U 10.0	U 10.0	U 10.0	U 10.0	U 10.0	U 10.0
SB-11	SB-11 16-18'	ATC Associates	6/27/2002	16 - 18	U 10.0	U 10.0	U 10.0	U 10.0	U 50.0	U 10.0	U 20.0	U 10.0	U 10.0	U 10.0	U 10.0	U 10.0	U 10.0	U 10.0
9304 SE Main Street - Area 1																		
OGP-1	GP-1 5-10	EEM	4/2/2007	7.5	U 10.0	U 10.0	U 10.0	U 10.0	U 10.0	U 10.0	U 20.0	U 10.0	U 10.0	U 10.0	U 10.0	U 10.0	U 10.0	U 10.0
OGP-2	GP-2 5-10	EEM	4/2/2007	7.5	U 10.0	U 10.0	U 10.0	U 10.0	U 10.0	U 10.0	U 20.0	U 10.0	U 10.0	U 10.0	U 10.0	U 10.0	U 10.0	U 10.0
OGP-6	GP-6 8-12	EEM	4/2/2007	10	U 10.0	U 10.0	U 10.0	U 10.0	149 P	U 10.0	U 20.0	U 10.0	U 10.0	U 10.0	U 10.0	U 10.0	U 10.0	U 10.0

TABLE T-4
Historical Soil HVOC Results
Former Mail-Well Envelope Facility
Milwaukie, Oregon

Location	Sample ID	Consultant	Date	Depth (ft. bgs)	Analytical Result (µg/kg)													
					Tetra-chloroethene	Trichloro-ethene	cis-1,2-Dichloroethene	Vinyl chloride	Methylene chloride	Ethylbenzene	Xylenes	4-Isopropyl-toluene	n-Butyl-benzene	Isopropyl-benzene	n-Propyl-benzene	sec-Butylbenzene	Naphthalene	1,2,4-trimethyl-benzene
Mail-Well Envelope - Area 2																		
AB-15	AB-15, 8-8.5 ft	Amecon Foster Wheeler	7/23/2010	8 - 8.5	310	44.4	U 37.0	U 37.0	U 370	NA	NA	NA	NA	NA	NA	NA	NA	NA
AB-16	AB-16,9.5-10 ft	Amecon Foster Wheeler	7/23/2010	9.5 - 10	U 37.6	U 37.6	U 37.6	U 37.6	U 376	NA	NA	NA	NA	NA	NA	NA	NA	NA
AB-17	AB-17, 10ft	Amecon Foster Wheeler	7/23/2010	10 - 10.5	U 34.0	U 34.0	U 34.0	U 34.0	U 340	NA	NA	NA	NA	NA	NA	NA	NA	NA
AB-18	AB-18,7.5-8 ft	Amecon Foster Wheeler	7/23/2010	7.5 - 8	U 39.2	U 39.2	U 39.2	U 39.2	U 392	NA	NA	NA	NA	NA	NA	NA	NA	NA
AB-19	AB-19 7.5-8 ft	Amecon Foster Wheeler	10/18/2010	7.5 - 8	U 37.1	U 37.1	U 37.1	U 37.1	U 371	NA	NA	NA	NA	NA	NA	NA	NA	NA
AB-20	AB-20 8.5-9 ft	Amecon Foster Wheeler	10/18/2010	8.5 - 9	U 33.8	U 33.8	U 33.8	U 33.8	U 338	NA	NA	NA	NA	NA	NA	NA	NA	NA
AB-21	AB-21 9-9.5 ft	Amecon Foster Wheeler	10/18/2010	9 - 9.5	U 37.4	U 37.4	U 37.4	U 37.4	U 374	NA	NA	NA	NA	NA	NA	NA	NA	NA
SA-18	SA18@6'	Wood	7/19/2018	6 - 6.5	46.1	U 35.1	U 35.1	U 35.1	U 351	NA	NA	NA	NA	NA	NA	NA	NA	NA
SA-18	SA18@13'	Wood	7/19/2018	13 - 13.5	15,000	262	101	U 42.4	U 424	NA	NA	NA	NA	NA	NA	NA	NA	NA
SA-18	SA18@16'	Wood	7/19/2018	16 - 16.5	21,900	375	119	U 41.1	U 411	NA	NA	NA	NA	NA	NA	NA	NA	NA
SA-19	SA19@6'	Wood	7/19/2018	6 - 6.5	U 34.2	U 34.2	U 34.2	U 34.2	U 342	NA	NA	NA	NA	NA	NA	NA	NA	NA
SA-19	SA19@13'	Wood	7/19/2018	13 - 13.5	51,400	217	57.5	U 49.2	U 492	NA	NA	NA	NA	NA	NA	NA	NA	NA
SA-20	SA20@6'	Wood	7/19/2018	6 - 6.5	U 35.0	U 35.0	U 35.0	U 35.0	U 350	NA	NA	NA	NA	NA	NA	NA	NA	NA
SA-20	SA20@13'	Wood	7/19/2018	13 - 13.5	887	U 40.2	U 40.2	U 40.2	U 402	NA	NA	NA	NA	NA	NA	NA	NA	NA
SA-21	SA21@6'	Wood	7/19/2018	6 - 6.5	U 35.0	U 35.0	U 35.0	U 35.0	U 350	NA	NA	NA	NA	NA	NA	NA	NA	NA
SA-21	SA21@12'	Wood	7/19/2018	12 - 12.5	13,500,000	5,200	U 392	U 392	U 392	NA	NA	NA	NA	NA	NA	NA	NA	NA
SA-21	SA21@13'	Wood	7/19/2018	13 - 13.5	119,000	55.6	U 39.2	U 39.2	U 392	NA	NA	NA	NA	NA	NA	NA	NA	NA
SA-22	SA22@6'	Wood	7/19/2018	6 - 6.5	U 31.0	U 31.0	34.7	U 31.0	U 310	NA	NA	NA	NA	NA	NA	NA	NA	NA
SA-22	SA22@12'	Wood	7/19/2018	12 - 12.5	3,680,000	7,770	433	U 403	U 4030	NA	NA	NA	NA	NA	NA	NA	NA	NA
SA-22	SA22@13'	Wood	7/19/2018	13 - 13.5	41,500	484	229	U 45.6	U 456	NA	NA	NA	NA	NA	NA	NA	NA	NA

**TABLE T-4
Historical Soil HVOC Results
Former Mail-Well Envelope Facility
Milwaukie, Oregon**

Location	Sample ID	Consultant	Date	Depth (ft. bgs)	Analytical Result (µg/kg)														
					Tetra-chloroethene	Trichloro-ethene	cis-1,2-Dichloroethene	Vinyl chloride	Methylene chloride	Ethylbenzene	Xylenes	4-Isopropyl-toluene	n-Butyl-benzene	Isopropyl-benzene	n-Propyl-benzene	sec-Butylbenzene	Naphthalene	1,2,4-trimethyl-benzene	1,3,5-trimethyl-benzene
9304 SE Main Street - Area 2																			
OGP-3	GP-3 5-10	EEM	4/2/2007	7.5	U 10.0	U 10.0	64.8	U 10.0	69.6 P	U 10.0	U 10.0	U 10.0	U 10.0	U 10.0	U 10.0	U 10.0	U 10.0	U 10.0	
OGP-4	GP-4 12-16	EEM	4/2/2007	14	U 10.0	U 10.0	U 10.0	U 10.0	U 10.0	U 10.0	U 10.0	U 10.0	U 10.0	U 10.0	U 10.0	U 10.0	U 10.0	U 10.0	
OGP-5	GP-5 8-12	EEM	4/2/2007	10	97.7	U 10.0	U 10.0	U 10.0	U 10.0	U 10.0	U 10.0	U 10.0	U 10.0	U 10.0	U 10.0	U 10.0	U 10.0	U 10.0	
Investigation Derived Wasted																			
IDW	IDW	Wood	9/23/2019	-	472	U 34.5	59.2	U 34.5	U 345	NA	NA	NA	NA	NA	NA	NA	NA	NA	
Oregon Department of Environmental Quality Risk-Based Concentrations ₁																			
Ingestion, Dermal Contact, and Inhalation - Occupational					1,000,000	51,000	2,300,000	4,400	1,600,000	150,000	25,000,000	NL	NL	57,000,000	NL	NL	23,000	6,900,000	6,900,000
Ingestion, Dermal Contact, and Inhalation - Construction Worker					1,800,000	130,000	710,000	34,000	2,100,000	1,700,000	20,000,000	NL	NL	27,000,000	NL	NL	580,000	2,900,000	2,900,000
Ingestion, Dermal Contact, and Inhalation - Excavation Worker					50,000,000	3,700,000	20,000,000	950,000	58,000,000	49,000,000	560,000,000	NL	NL	750,000,000	NL	NL	16,000,000	81,000,000	81,000,000
Volatilization to Outdoor Air - Occupational					> Csat	96,000	> Max	89,000	> Csat	160,000	> Csat	NL	NL	> Csat	NL	NL	83,000	> Csat	> Csat

Notes:

Bold = Indicates analyte was detected above method detection limit.

₁ = Oregon Department of Environmental Quality Risk-Based Concentrations for Individual Chemicals, May 2018. Revised August 2023.

> Csat = The calculated RBC exceeds the limit of three-phase equilibrium partitioning.

>Max = The RBC is calculated as greater than 1,000,000 mg/kg and is not deemed to pose risks

Shaded Bold = Indicates analyte was detected at concentration above DEQ Risk-Based Concentration [RBC]

Abbreviations:

µg/kg = micrograms per kilogram.

NL = No Risk-Based Concentration (RBC) listed by DEQ.

P = Indicates that laboratory noted that detections may be laboratory contamination due to previous analysis or background levels.

RBC = DEQ Risk-Based Concentration

U = Analyte was not detected at or above method reporting limit shown.

TABLE T-5
Soil Gas Analytical Results
Former Mail-Well Envelope Facility
Milwaukie, Oregon

Location	Sample ID	Sample Date	Depth (ft bgs)	Tetrachloroethene	Trichloroethene	1,1,1-Trichloroethane	cis-1,2-Dichloroethene	trans-1,2-Dichloroethene	1,1-Dichloroethene	1,1-Dichloroethane	1,2-Dichloroethane	Chloroethane	Vinyl Chloride	Helium
				µg/m ³	µg/m ³	µg/m ³	µg/m ³	µg/m ³	µg/m ³	µg/m ³	µg/m ³	µg/m ³	µg/m ³	µg/m ³
Mail-Well Envelope - Area 1														
AB-07	AB07-082809	8/28/2009	sub-slab	22	1.5	0.64	U 0.62	U 0.62	U 0.62	U 0.62	U 0.62	U 0.62	U 0.62	230
AB-08	AB08-082809	8/28/2009	sub-slab	250	1.6	74	U 0.62	U 0.62	8.0	U 0.62	U 0.62	U 0.62	U 0.62	U 31
AB-09	AB09-082809	8/28/2009	sub-slab	770	210	34	U 4.0	U 4.0	U 4.0	5.1	U 4.0	U 4.0	U 4.0	U 30
AB-10	AB10-082809	8/28/2009	sub-slab	8.4	2.0	U 0.60	U 0.60	U 0.60	U 0.60	U 0.60	U 0.60	U 0.60	U 0.60	U 30
AB-11	AB11-082809	8/28/2009	sub-slab	24,000	1,500	U 150	U 150	U 150	U 150	U 150	U 150	U 150	U 150	U 31
AB-14	AB14-082809	8/28/2009	sub-slab	300	U 0.62	11	U 0.62	U 0.62	0.7	U 0.62	U 0.62	U 0.62	U 0.62	U 31
Mail-Well Envelope - Area 2														
AB-05	AB-05-9092009	9/9/2009	5	25,000	2,700	U 140	490	U 140	U 140	U 140	U 140	U 140	U 140	4,100
AB-05	DUP	9/9/2009	5	23,000	1,800	U 150	340	U 150	U 150	U 150	U 150	U 150	U 150	3,300
AB-06	AB06-082809	8/28/2009	sub-slab	1.4	U 0.62	4.6	U 0.62	U 0.62	U 0.62	U 0.62	U 0.62	U 0.62	U 0.62	U 31
Oregon Department of Environmental Quality Risk-Based Concentrations (RBCs) ₁														
Soil Gas - Occupational				47,000	2,900	21,900,000	> Pv	> Pv	880,000	7,700	NL	43,800,000	2,800	NL

**TABLE T-6
Water Well Records for Site Vicinity
Former Mail-Well Envelope Facility
Milwaukie, Oregon**

T-R-S	OWRD Well ID	Water Right ID			Well Type	Well Owner	Installation Year	Well Screen Interval (ft bgs)	Location Accuracy	Well Address	Approximate Distance from Site	Well Orientation
		Permit No.	Certificate No.	Claim No.								
1S-1E-26	CLAC 311				Irrigation	Waverly Country Club	1975	No Screen Cased to 24 Drilled to 90	Property	1100 SE Waverly Drive	4,500 ft W-SW	Downgradient
1S-1E-26	CLAC 312				Irrigation	Robert Dwyer	1968	No Screen Cased to 302 Drilled to 396	Property	1500 SE Waverly Drive	3,600 ft W-SW	Downgradient
1S-1E-26	CLAC 313			GR-2877	Industrial	Omark Industries, Inc.	1955	271-381	Property	9701 SE McLoughlin Blvd	1,000 ft SW	Down-to-Cross-gradient
1S-1E-25	CLAC 303				Domestic	Ben S. Stark	1963	No Screen Cased to 87 Drilled to 87	Q-Q Section/ City Subdivision	Lot 14 Rockwood	> 1,700 ft E-SE ²	Upgradient
1S-1E-25	CLAC 304	G-4855	38217		Industrial	Clinton C. Warren	1969	211- 221	Property	2323 Hannah Harvester Drive	1,400 ft S-SW	Up-to-Cross-gradient
1S-1E-36	CLAC 318				Domestic	O. L. Wilson	1958	No Screen Cased to 126 Drilled to 126	Property	4130 SE Drake Street	5,000 ft E-SE	Upgradient
1S-1E-25	CLAC 305	G-2524	34010		Municipal	City of Milwaukie - Well No. 5	1963	170-180 184-214 255-274 315-322 355-370	Property	SE 40th and SE Harvey St. ¹	4,100 ft E-SE	Upgradient
1S-1E-25	CLAC 306		GR-1428	GR-1479	Municipal	City of Milwaukie - Well No. 1	1935	162-177	Property	SE 40th and SE Harvey St. ¹	4,000 ft E-SE	Upgradient
1S-1E-25	CLAC 307		GR-1427	GR-1478	Municipal	City of Milwaukie - Well No. 2	1936	183-198 202-214	Property	SE 40th and SE Harvey St. ¹	4,000 ft E-SE	Upgradient
1S-1E-25	CLAC 308		GR-1429	GR-1480	Municipal	City of Milwaukie - Well No. 3	1946	224-238 265-279	Property	SE 40th and SE Harvey St. ¹	3,900 ft E-SE	Upgradient
1S-1E-35	CLAC 56001	G-13719			Industrial/ Irrigation	Clackamas County Water Environmental Services	2000	No Screen Cased to 100 Drilled to 165	Property	11525 SE McLoughlin Blvd ¹	1 mile S-SW	Crossgradient
1S-1E-36	CLAC 315	G-9954	56404		Municipal	City of Milwaukie - Well No. 7	1982	206-313	Property	37th Ave. and Washington St. ¹	1.1 mi S-SE	Crossgradient
1S-1E-36	CLAC 316				Domestic/ Irrigation	Dr. George Corti	1967	35-54 68-75 85-91	Property	2235 SE Monroe Street	3,800 ft S	Crossgradient
1S-1E-36	CLAC 317				Domestic	Raymond Gitch	1959	No Screen Cased to 54 Drilled to 126	Property	3716 SE Lake Road	1.5 mi S-SE	Crossgradient
1S-1E-36	CLAC 319	G-1609	32158		Municipal	City of Milwaukie - Well No. 4	1960	185-198 276-281.5 283-289	Property	Oak St. and Railroad Ave. ¹	4,300 ft SE	Crossgradient
1S-1E-36	CLAC 320	G-2619	38040		Industrial	Wilfred C. Wilhelm	1963	56-68	Property	2906 SE Harrison St. ¹	3,400 ft S-SE	Crossgradient
1S-1E-25	CLAC 309				Water Supply	Kellogg Park Housing Project	1945	Not Listed Drilled to 420	Section	None Provided	Unknown	Unknown

Notes:

T-R-S = Township, Range, and Section, Willamette Meridian

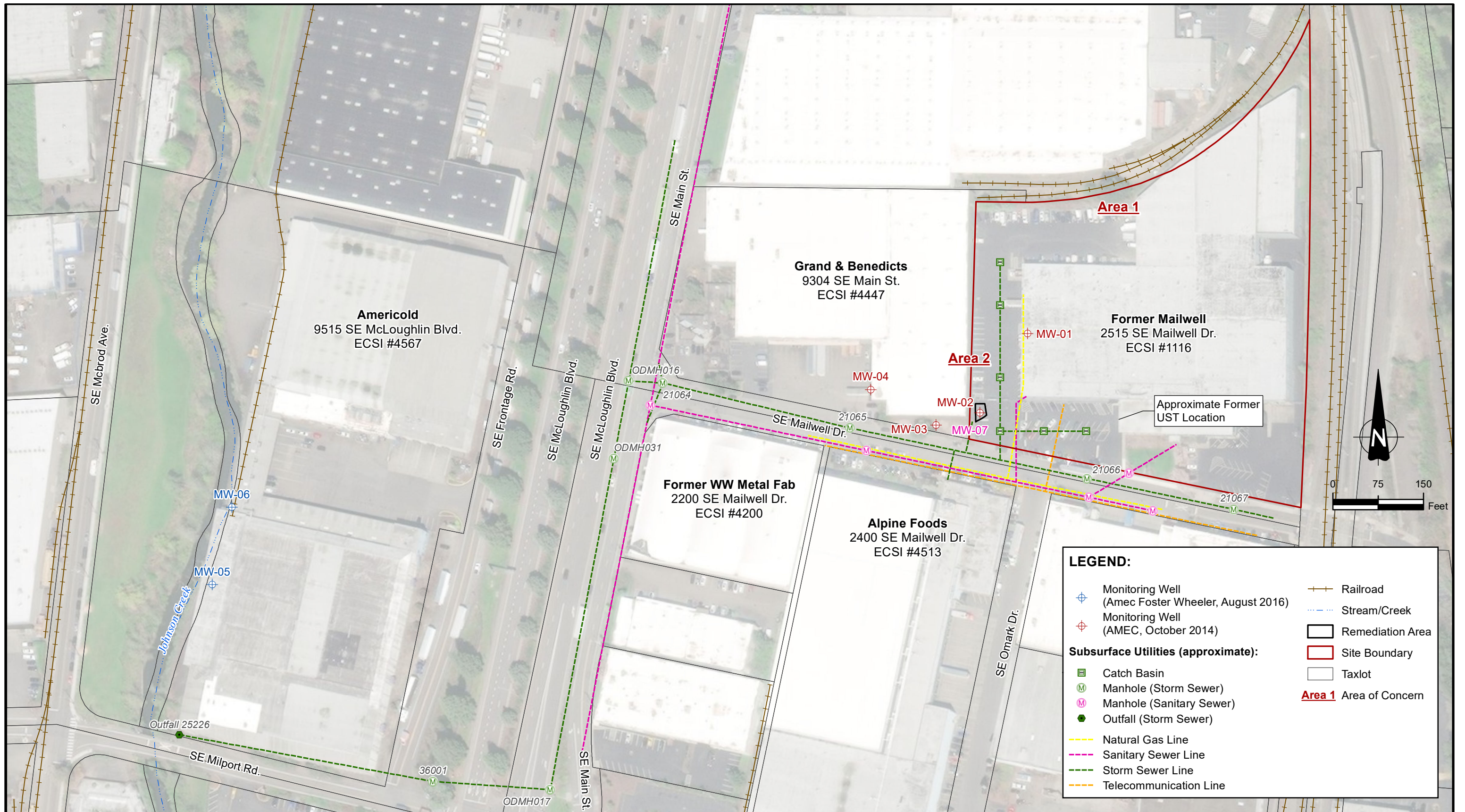
¹ Well location obtained from Oregon Water Resources Water Right map.

² Approximate well location estimated from Clackamas County Tax Assessor map.

Well Logs obtained from Oregon Water Resources Department (OWRD) Well Log Query database http://apps.wrd.state.or.us/apps/gw/well_log/

Water Rights information obtained from OWRD Water Rights Information System (WRIS) database <https://www.oregon.gov/owrd/pages/wr/wris.aspx>

FIGURES



DRAWN BY: SD CHECKED BY: JE

KELLOGG PARK INVESTMENT LLC

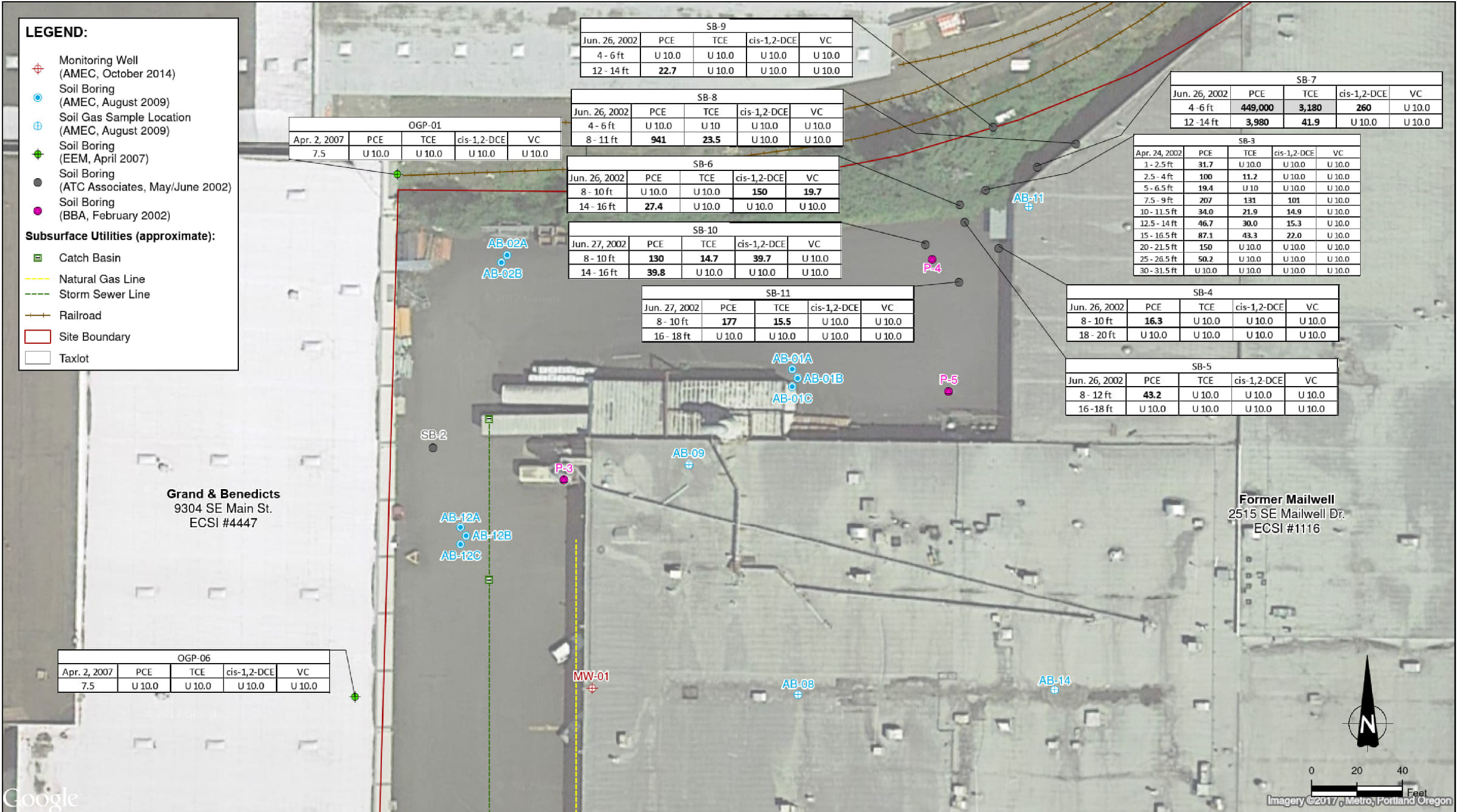


FORMER MAIL-WELL ENVELOPE FACILITY
REMEDIAL ACTION PLAN

WSP USA
15862 SW 72nd Ave., Suite 150
Portland, OR 97224

SITE VICINITY & REMEDIATION AREA

DATE	OCTOBER 2023
SCALE	1" = 150'
PROJECT NO.	3-61M-119101
FIGURE	1



- LEGEND:**
- Monitoring Well (AMEC, October 2014)
 - Soil Boring (AMEC, August 2009)
 - Soil Gas Sample Location (AMEC, August 2009)
 - Soil Boring (EEM, April 2007)
 - Soil Boring (ATC Associates, May/June 2002)
 - Soil Boring (BBA, February 2002)
- Subsurface Utilities (approximate):**
- Catch Basin
 - Natural Gas Line
 - Storm Sewer Line
 - Railroad
 - Site Boundary
 - Taxlot

SB-9					
Jun. 26, 2002	PCE	TCE	cis-1,2-DCE	VC	
4 - 6 ft	U 10.0	U 10.0	U 10.0	U 10.0	
12 - 14 ft	22.7	U 10.0	U 10.0	U 10.0	

SB-8					
Jun. 26, 2002	PCE	TCE	cis-1,2-DCE	VC	
4 - 6 ft	U 10.0	U 10	U 10.0	U 10.0	
8 - 11 ft	941	23.5	U 10.0	U 10.0	

SB-7					
Jun. 26, 2002	PCE	TCE	cis-1,2-DCE	VC	
4 - 6 ft	449,000	3,180	260	U 10.0	
12 - 14 ft	3,980	41.9	U 10.0	U 10.0	

OGP-01					
Apr. 2, 2007	PCE	TCE	cis-1,2-DCE	VC	
7.5	U 10.0	U 10.0	U 10.0	U 10.0	

SB-3					
Apr. 24, 2002	PCE	TCE	cis-1,2-DCE	VC	
1 - 2.5 ft	31.7	U 10.0	U 10.0	U 10.0	
2.5 - 4 ft	100	11.2	U 10.0	U 10.0	
5 - 6.5 ft	19.4	U 10	U 10.0	U 10.0	
7.5 - 9 ft	207	131	101	U 10.0	
10 - 11.5 ft	34.0	21.9	14.9	U 10.0	
12.5 - 14 ft	46.7	30.0	15.3	U 10.0	
15 - 16.5 ft	87.1	43.3	22.0	U 10.0	
20 - 21.5 ft	150	U 10.0	U 10.0	U 10.0	
25 - 26.5 ft	50.2	U 10.0	U 10.0	U 10.0	
30 - 31.5 ft	U 10.0	U 10.0	U 10.0	U 10.0	

SB-6					
Jun. 26, 2002	PCE	TCE	cis-1,2-DCE	VC	
8 - 10 ft	U 10.0	U 10.0	150	19.7	
14 - 16 ft	27.4	U 10.0	U 10.0	U 10.0	

SB-4					
Jun. 26, 2002	PCE	TCE	cis-1,2-DCE	VC	
8 - 10 ft	16.3	U 10.0	U 10.0	U 10.0	
18 - 20 ft	U 10.0	U 10.0	U 10.0	U 10.0	

SB-10					
Jun. 27, 2002	PCE	TCE	cis-1,2-DCE	VC	
8 - 10 ft	130	14.7	39.7	U 10.0	
14 - 16 ft	39.8	U 10.0	U 10.0	U 10.0	

SB-5					
Jun. 26, 2002	PCE	TCE	cis-1,2-DCE	VC	
8 - 12 ft	43.2	U 10.0	U 10.0	U 10.0	
16 - 18 ft	U 10.0	U 10.0	U 10.0	U 10.0	

SB-11					
Jun. 27, 2002	PCE	TCE	cis-1,2-DCE	VC	
8 - 10 ft	177	15.5	U 10.0	U 10.0	
16 - 18 ft	U 10.0	U 10.0	U 10.0	U 10.0	

OGP-06					
Apr. 2, 2007	PCE	TCE	cis-1,2-DCE	VC	
7.5	U 10.0	U 10.0	U 10.0	U 10.0	

Oregon Department of Environmental Quality Risk-Based Concentrations (µg/kg)¹

	PCE	TCE	cis-1,2-DCE	VC
Ingestion, Dermal Contact, and Inhalation - Occupational	1,000,000	51,000	2,300,000	4,400
Ingestion, Dermal Contact, and Inhalation - Construction	1,800,000	470,000	710,000	34,000
Ingestion, Dermal Contact, and Inhalation - Excavation	50,000,000	13,000,000	20,000,000	950,000
Vapor Intrusion into Buildings - Occupational	36,000	2,300	> Max	2,200
Volatilization to Outdoor Air - Occupational	> Cat	96,000	> Max	89,000

¹ Oregon Department of Environmental Quality Risk-Based Decision Making for the Remediation of Petroleum-Contaminated Sites, September 22, 2003, Revision: November 1, 2015.
PCE Tetrachloroethene (µg/kg)
TCE Trichloroethene (µg/kg)
cis-1,2-DCE cis-1,2-dichloroethene (µg/kg)
VC Vinyl Chloride (µg/kg)
U Analyte Not Detected At or Above Reporting Limit Shown
Bold Analyte was Detected Above Method Detection Limit
Gray shading indicates RBC(s) Exceeded in Sample

KELLOGG PARK INVESTMENT LLC

Amec Foster Wheeler
Environment & Infrastructure, Inc.
7376 S.W. Durham Road
Portland, OR 97224



FORMER MAIL-WELL ENVELOPE FACILITY
REMEDIAL INVESTIGATION

AREA 1 CVOC SOIL CONCENTRATIONS

DATE	OCTOBER 2017
SCALE	1" = 40'
PROJECT NO.	3-61M-119101
FIGURE	6A

X:\1100011900\119101\191011\dwg_RI_Addendum\Figure 6A - Area 1 CVOC Soil Concentrations.mxd - stephane.descambres - 10/8/2017 - 3:04:20 PM

KELLOGG PARK INVESTMENT LLC

WSP USA
15862 SW 72nd Ave., Suite 150
Portland, OR 97224



FORMER MAIL-WELL ENVELOPE FACILITY

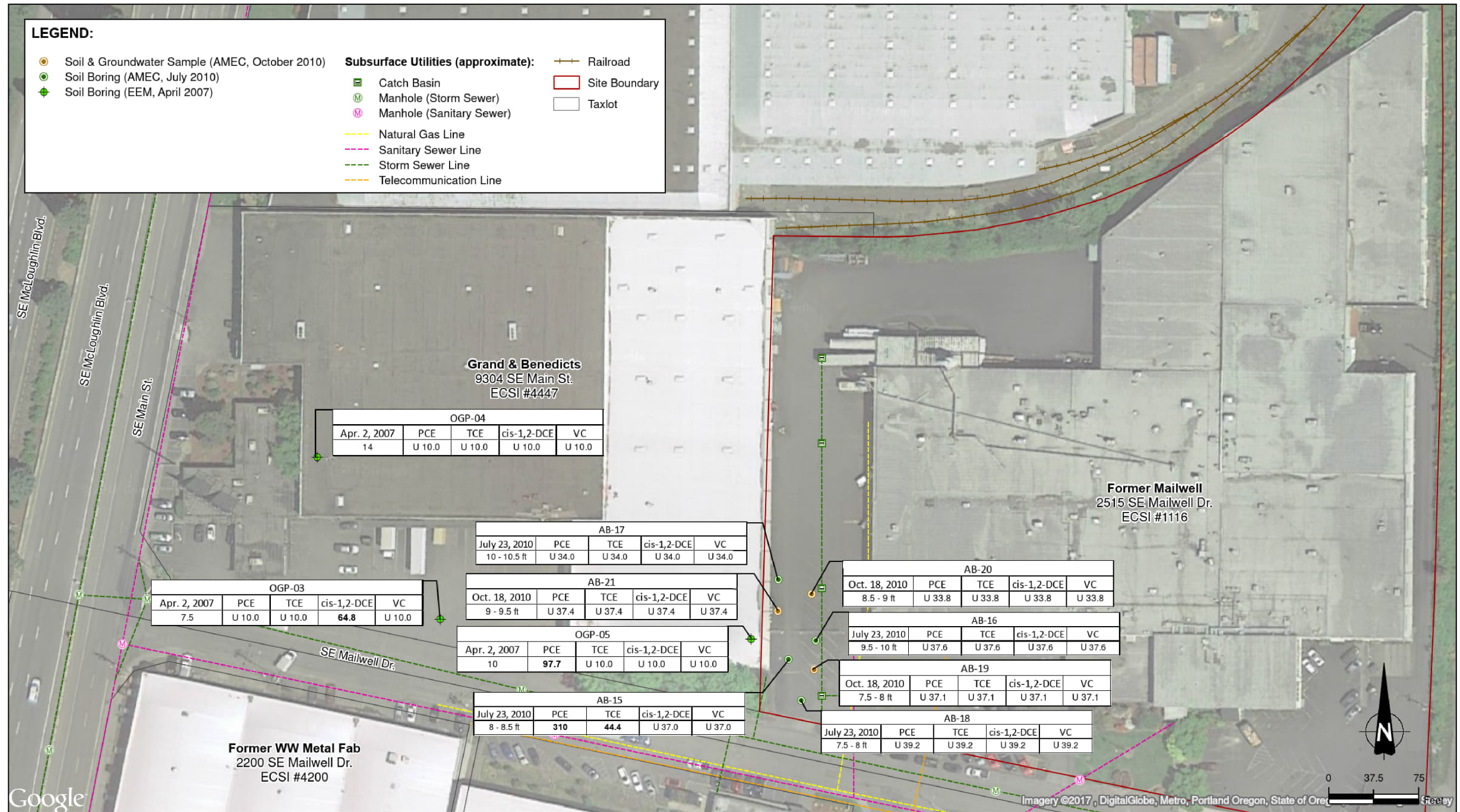
HVOC CONCENTRATIONS
IN SOIL (AREA 1)

DATE	JULY 2024
SCALE	AS SHOWN
PROJECT NO.	3-61M-119101
FIGURE	2A

DRAWN BY: SD CHECKED BY: JK

LEGEND:

- Soil & Groundwater Sample (AMEC, October 2010)
- Soil Boring (AMEC, July 2010)
- Soil Boring (EEM, April 2007)
- Subsurface Utilities (approximate):**
- Catch Basin
- Ⓜ Manhole (Storm Sewer)
- Ⓜ Manhole (Sanitary Sewer)
- Natural Gas Line
- Sanitary Sewer Line
- Storm Sewer Line
- Telecommunication Line
- +— Railroad
- Site Boundary
- Taxlot



Oregon Department of Environmental Quality Risk-Based Concentrations (µg/kg)¹

	PCE	TCE	cis-1,2-DCE	VC
Ingestion, Dermal Contact, and Inhalation - Occupational	1,000,000	51,000	2,300,000	4,400
Ingestion, Dermal Contact, and Inhalation - Construction	1,800,000	470,000	710,000	34,000
Ingestion, Dermal Contact, and Inhalation - Excavation	50,000,000	13,000,000	20,000,000	950,000
Vapor Intrusion into Buildings - Occupational	36,000	2,300	>Max	2,200
Volatilization to Outdoor Air - Occupational	>Cat	96,000	>Max	89,000

¹ Oregon Department of Environmental Quality Risk-Based Decision Making for the Remediation of Petroleum-Contaminated Sites, September 22, 2003, Revision: November 1, 2015.
PCE Tetrachloroethene (µg/kg)
TCE Trichloroethene (µg/kg)
cis-1,2-DCE cis-1,2-dichloroethene (µg/kg)
VC Vinyl Chloride (µg/kg)
U Analyte Not Detected At or Above Reporting Limit Shown
Bold Analyte was Detected Above Method Detection Limit

KELLOGG PARK INVESTMENT LLC

Amec Foster Wheeler
Environment & Infrastructure, Inc.
7376 S.W. Durham Road
Portland, OR 97224

**FORMER MAIL-WELL ENVELOPE FACILITY
REMEDIAL INVESTIGATION**

AREA 2 CVOC SOIL CONCENTRATIONS

DATE	OCTOBER 2017
SCALE	1" = 75'
PROJECT NO.	3-61M-119101
FIGURE	7A

K:\1100011900\119101\19101\dwg_RI_Addendum\Figure 7A - Area 2 CVOC Soil Concentrations.mxd - stephane.descambes - 10/18/2017 - 2:51:10 PM

DRAWN BY: SD CHECKED BY: JK

KELLOGG PARK INVESTMENT LLC		FORMER MAIL-WELL ENVELOPE FACILITY	DATE SEPTEMBER 2024 SCALE AS SHOWN PROJECT NO. 3-61M-119101 FIGURE 2B
WSP USA 15862 SW 72nd Ave., Suite 150 Portland, OR 97224		HVOC CONCENTRATIONS IN SOIL (AREA 2) (2007 AND 2010 INVESTIGATIONS)	

LEGEND:

- Soil & Groundwater Temporary Boring (Wood, July 2018)
- Soil Boring (Amec Foster Wheeler, December 2016)
- ⊕ Monitoring Well (AMEC, October 2014)
- Soil & Groundwater Sample (AMEC, October 2010)
- Soil Boring (AMEC, July 2010)
- ⊕ Soil Gas Sample Location (AMEC, August 2009)
- ⊕ Soil Boring (EEM, April 2007)
- Soil Boring (ATC Associates, May/June 2002)
- Fence
- - - Pavement Edge (approximate)
- - - Storm Sewer Line
- Taxlot
- ▭ Treatment Subarea A (11-16 ft bgs) (35 sqft)
- ▭ Treatment Subarea B (8-16 ft bgs) (80 sqft)
- ▭ Treatment Subarea C (7-13 ft bgs) (45 sqft)
- ▭ Treatment Subarea D (7-16 ft bgs) (275 sqft)
- ⊗ Treatment Subarea D Around Soil Boring SA-18 (7-17 ft bgs)

OGP-05

OGP-05					
Apr. 2, 2007	PCE	TCE	cis-1,2-DCE	VC	
10	97.7	U 10.0	U 10.0	U 10.0	

SA-20					
July 19, 2018	PCE	TCE	cis-1,2-DCE	VC	
6 - 6.5 ft	U 35.0	U 35.0	U 35.0	U 35.0	
13 - 13.5 ft	887	U 40.2	U 40.2	U 40.2	

SA-19					
July 19, 2018	PCE	TCE	cis-1,2-DCE	VC	
6 - 6.5 ft	U 34.2	U 34.2	U 34.2	U 34.2	
13 - 13.5 ft	51,400	217	57.5	U 49.2	

SA-18					
July 19, 2018	PCE	TCE	cis-1,2-DCE	VC	
6 - 6.5 ft	46.1	U 35.1	U 35.1	U 35.1	
13 - 13.5 ft	15,000	262	101	U 42.4	
16 - 16.5 ft	21,900	375	119	U 41.1	

SA-22					
July 19, 2018	PCE	TCE	cis-1,2-DCE	VC	
6 - 6.5 ft	U 31.0	U 31.0	34.7	U 31.0	
12 - 12.5 ft	3,680,000	7,770	433	U 403	
13 - 13.5 ft	41,500	484	229	U 45.6	

SA-08
NS

SA-07
NS

SA-02
NS

SA-15
NS

SA-01
NS

SA-13
NS

AB-16

AB-16					
July 23, 2010	PCE	TCE	cis-1,2-DCE	VC	
9.5 - 10 ft	U 37.6	U 37.6	U 37.6	U 37.6	

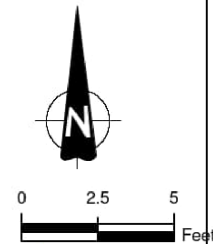
SB-1
NS

SA-21					
July 19, 2018	PCE	TCE	cis-1,2-DCE	VC	
6 - 6.5 ft	U 35.0	U 35.0	U 35.0	U 35.0	
12 - 12.5 ft	13,500,000	5,200	U 392	U 392	
13 - 13.5 ft	119,000	55.6	U 39.2	U 39.2	

AB-15					
July 23, 2010	PCE	TCE	cis-1,2-DCE	VC	
8 - 8.5 ft	310	44.4	U 37.0	U 37.0	

AB-19					
Oct. 18, 2010	PCE	TCE	cis-1,2-DCE	VC	
7.5 - 8 ft	U 37.1	U 37.1	U 37.1	U 37.1	

AB-19



Oregon Department of Environmental Quality Risk-Based Concentrations (µg/kg) ¹				
	PCE	TCE	cis-1,2-DCE	VC
Ingestion, Dermal Contact, and Inhalation - Occupational	1,000,000	51,000	2,300,000	4,400
Ingestion, Dermal Contact, and Inhalation - Construction	3,800,000	130,000	710,000	34,000
Ingestion, Dermal Contact, and Inhalation - Excavation	50,000,000	3,700,000	20,000,000	950,000
Vapor Intrusion into Buildings - Occupational	36,000	2,300	> Max	2,200
Volatilization to Outdoor Air - Occupational	> Crst	85,000	> Max	89,000

All concentrations listed in micrograms per kilogram (µg/kg)
Bold - indicates analyte was detected above method detection limit.
 Shaded indicates RBC(s) exceeded in sample.
 U = Analyte Not Detected At or Above Reporting Limit Shown
 NS = Soil not sampled at location.

¹ Oregon Department of Environmental Quality Risk-Based Decision Making for the Remediation of Petroleum-Contaminated Sites, September 22, 2003. Revision: May 2018.

KELLOGG PARK INVESTMENT LLC

Wood Environment & Infrastructure Solutions, Inc.
7376 S.W. Durham Road
Portland, OR 97224



FORMER MAIL-WELL ENVELOPE FACILITY
REMEDIAL ACTION PLAN

REMEDIAION AREA
CVOC SOIL CONCENTRATIONS

DATE	APRIL 2019
SCALE	1" = 5'
PROJECT NO.	3-61M-119101
FIGURE	3A

K:\1100011900\119101\119101\dwg_RAP\Figure 3A - Remediation Area CVOC Soil Concentrations.mxd - patrick.mccarthy - 4/2/2019 - 1:41:58 PM

DRAWN BY: SD CHECKED BY: JK

KELLOGG PARK INVESTMENT LLC

WSP USA
15862 SW 72nd Ave., Suite 150
Portland, OR 97224















FORMER MAIL-WELL ENVELOPE FACILITY

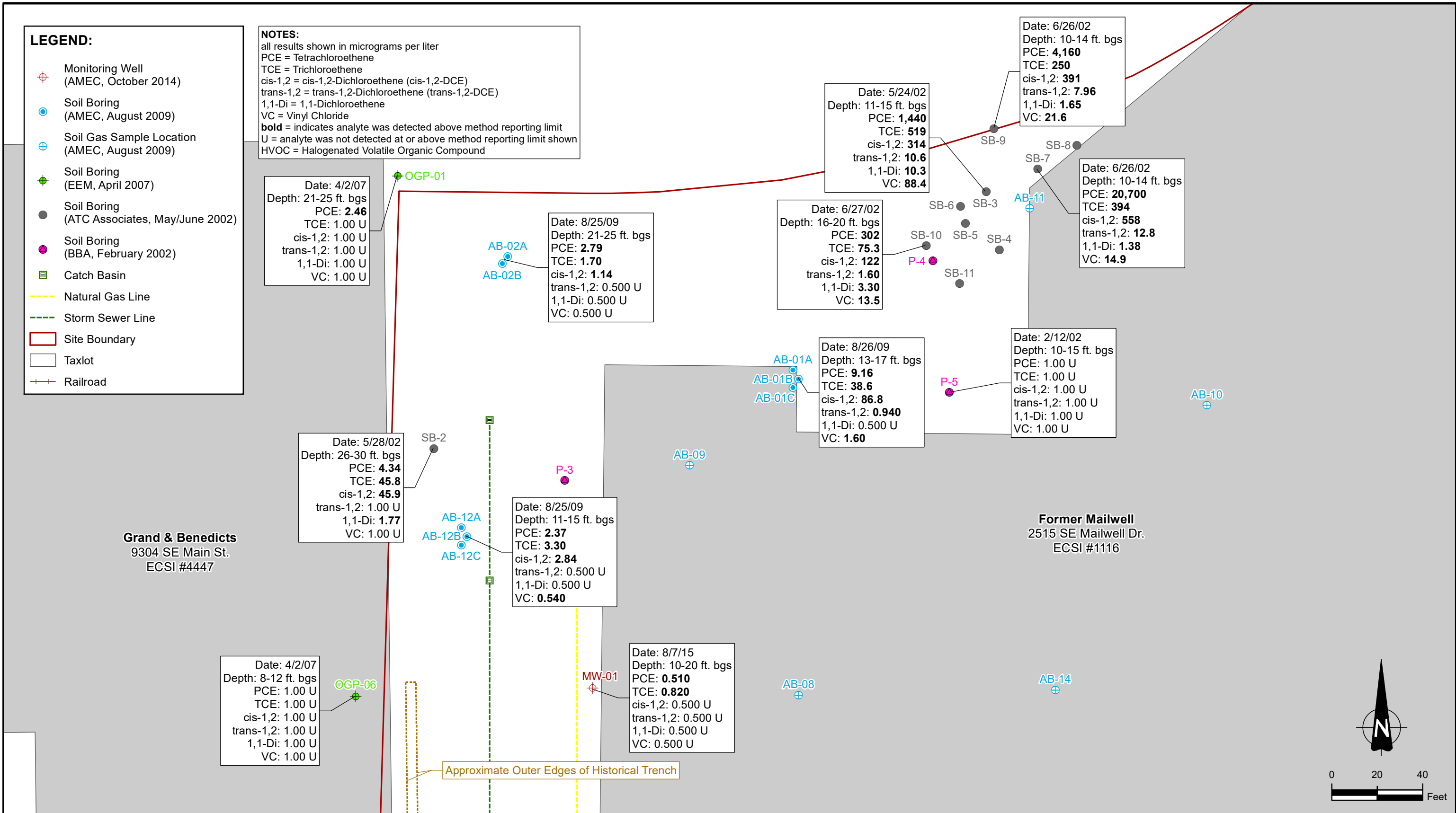
HVOC CONCENTRATIONS
IN SOIL (AREA 2)
(2018 INVESTIGATION)

DATE	SEPTEMBER 2024
SCALE	AS SHOWN
PROJECT NO.	3-61M-119101
FIGURE	2C

LEGEND:

-  Monitoring Well (AMEC, October 2014)
-  Soil Boring (AMEC, August 2009)
-  Soil Gas Sample Location (AMEC, August 2009)
-  Soil Boring (EEM, April 2007)
-  Soil Boring (ATC Associates, May/June 2002)
-  Soil Boring (BBA, February 2002)
-  Catch Basin
-  Natural Gas Line
-  Storm Sewer Line
-  Site Boundary
-  Taxlot
-  Railroad

NOTES:
 all results shown in micrograms per liter
 PCE = Tetrachloroethene
 TCE = Trichloroethene
 cis-1,2 = cis-1,2-Dichloroethene (cis-1,2-DCE)
 trans-1,2 = trans-1,2-Dichloroethene (trans-1,2-DCE)
 1,1-Di = 1,1-Dichloroethene
 VC = Vinyl Chloride
bold = indicates analyte was detected above method reporting limit
 U = analyte was not detected at or above method reporting limit shown
 HVOC = Halogenated Volatile Organic Compound



Date: 4/2/07
 Depth: 21-25 ft. bgs
 PCE: **2.46**
 TCE: 1.00 U
 cis-1,2: 1.00 U
 trans-1,2: 1.00 U
 1,1-Di: 1.00 U
 VC: 1.00 U

Date: 8/25/09
 Depth: 21-25 ft. bgs
 PCE: **2.79**
 TCE: **1.70**
 cis-1,2: **1.14**
 trans-1,2: 0.500 U
 1,1-Di: 0.500 U
 VC: 0.500 U

Date: 5/24/02
 Depth: 11-15 ft. bgs
 PCE: **1,440**
 TCE: **519**
 cis-1,2: **314**
 trans-1,2: **10.6**
 1,1-Di: **10.3**
 VC: **88.4**

Date: 6/26/02
 Depth: 10-14 ft. bgs
 PCE: **4,160**
 TCE: **250**
 cis-1,2: **391**
 trans-1,2: **7.96**
 1,1-Di: **1.65**
 VC: **21.6**

Date: 6/26/02
 Depth: 10-14 ft. bgs
 PCE: **20,700**
 TCE: **394**
 cis-1,2: **558**
 trans-1,2: **12.8**
 1,1-Di: **1.38**
 VC: **14.9**

Date: 6/27/02
 Depth: 16-20 ft. bgs
 PCE: **302**
 TCE: **75.3**
 cis-1,2: **122**
 trans-1,2: **1.60**
 1,1-Di: **3.30**
 VC: **13.5**

Date: 8/26/09
 Depth: 13-17 ft. bgs
 PCE: **9.16**
 TCE: **38.6**
 cis-1,2: **86.8**
 trans-1,2: **0.940**
 1,1-Di: 0.500 U
 VC: **1.60**

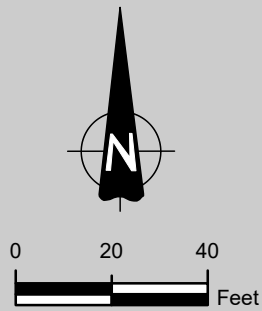
Date: 2/12/02
 Depth: 10-15 ft. bgs
 PCE: 1.00 U
 TCE: 1.00 U
 cis-1,2: 1.00 U
 trans-1,2: 1.00 U
 1,1-Di: 1.00 U
 VC: 1.00 U

Date: 5/28/02
 Depth: 26-30 ft. bgs
 PCE: **4.34**
 TCE: **45.8**
 cis-1,2: **45.9**
 trans-1,2: 1.00 U
 1,1-Di: **1.77**
 VC: 1.00 U


Date: 8/25/09
 Depth: 11-15 ft. bgs
 PCE: **2.37**
 TCE: **3.30**
 cis-1,2: **2.84**
 trans-1,2: 0.500 U
 1,1-Di: 0.500 U
 VC: **0.540**

Date: 8/7/15
 Depth: 10-20 ft. bgs
 PCE: **0.510**
 TCE: **0.820**
 cis-1,2: 0.500 U
 trans-1,2: 0.500 U
 1,1-Di: 0.500 U
 VC: 0.500 U

Date: 4/2/07
 Depth: 8-12 ft. bgs
 PCE: 1.00 U
 TCE: 1.00 U
 cis-1,2: 1.00 U
 trans-1,2: 1.00 U
 1,1-Di: 1.00 U
 VC: 1.00 U



DRAWN BY: SD CHECKED BY: JK

KELLOGG PARK INVESTMENT LLC		FORMER MAIL-WELL ENVELOPE FACILITY	DATE JULY 2024 SCALE 1" = 40' PROJECT NO. 3-61M-119101 FIGURE 3A
WSP USA 15862 SW 72nd Ave., Suite 150 Portland, OR 97224		HVOC CONCENTRATIONS IN GROUNDWATER (AREA 1)	

LEGEND:

- Monitoring Well (Wood, August 2019)
- Monitoring Well (AMEC, October 2014)
- BOS Injection Points 44 through 58 (BB&A, August 2023)
- BOS Injection Points 1 through 43 (Wood, August 2019)
- Fence
- Pavement Edge (approximate)
- Groundwater Elevation Contour (feet)

Subsurface Utilities (approximate):

- Catch Basin
- Natural Gas Line
- Sanitary Sewer Line
- Storm Sewer Line
- Approximate Former Trench Location
- Treatment Area
- Site Boundary

NOTES:
 all results shown in micrograms per liter
 PCE = Tetrachloroethene
 TCE = Trichloroethene
 cis-1,2 = cis-1,2-Dichloroethene (cis-1,2-DCE)
 trans-1,2 = trans-1,2-Dichloroethene (trans-1,2-DCE)
 1,1-Di = 1,1-Dichloroethene
 VC = Vinyl Chloride
bold = indicates analyte was detected above method reporting limit
 U = analyte was not detected at or above method reporting limit shown
 HVOC = Halogenated Volatile Organic Compound

Grand & Benedicts
 9304 SE Main St.
 ECSI #4447

Former Mailwell
 2515 SE Mailwell Dr.
 ECSI #1116

MW-01 ⊕
 91.85'

Date: 6/20/24
 Depth: 10-20 ft. bgs
 PCE: **0.71**
 TCE: 0.400 U
 cis-1,2: 0.400 U
 trans-1,2: 0.400 U
 1,1-Di: 1.00 U
 VC: 0.200 U

MW-04 ⊕
 91.11'

Date: 6/20/24
 Depth: 10-20 ft. bgs
 PCE: **222**
 TCE: **26.5**
 cis-1,2: **5.46**
 trans-1,2: 0.800 U
 1,1-Di: 2.00 U
 VC: **1.44**

MW-05 (~750 feet west/downgradient of MW-4)
 Date: 6/20/24
 Depth: 6.5-21.5 ft. bgs
 PCE: 0.400 U
 TCE: 0.400 U
 cis-1,2: **16.8**
 trans-1,2: 0.400 U
 1,1-Di: 1.00 U
 VC: **0.350**

MW-06 (~750 feet west/downgradient of MW-4)
 Date: 6/20/24
 Depth: 4.6-19.6 ft. bgs
 PCE: 0.400 U
 TCE: 0.400 U
 cis-1,2: **3.82**
 trans-1,2: 0.400 U
 1,1-Di: 1.00 U
 VC: **0.230**

Date: 6/20/24
 Depth: 10-20 ft. bgs
 PCE: **97.8**
 TCE: **11.7**
 cis-1,2: **4.94**
 trans-1,2: 0.400 U
 1,1-Di: 1.00 U
 VC: **0.770**

MW-03 ⊕
 91.31'

Date: 6/20/24
 Depth: 10-20 ft. bgs
 PCE: **70.5**
 TCE: **4.18**
 cis-1,2: **26.4**
 trans-1,2: 0.400 U
 1,1-Di: 1.00 U
 VC: **14.1**

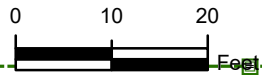
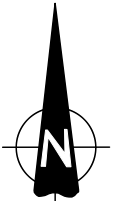
Date: 6/20/24
 Depth: 10-20 ft. bgs
 PCE: **759**
 TCE: **846**
 cis-1,2: **929**
 trans-1,2: 4.00 U
 1,1-Di: 4.00 U
 VC: **8.20**

MW-02 ⊕
 91.62'


MW-07 ⊕
 91.22'

Approximate Groundwater Flow Direction

Approximate Outer Edges of Historical Trench



DRAWN BY: SD CHECKED BY: JK

KELLOGG PARK INVESTMENT LLC		FORMER MAIL-WELL ENVELOPE FACILITY	DATE JULY 2024
		WSP USA 15862 SW 72nd Ave., Suite 150 Portland, OR 97224	HVOC CONCENTRATIONS IN GROUNDWATER (AREA 2)

LEGEND:

- Monitoring Well (Wood, August 2019)
 - Monitoring Well (AMEC, October 2014)
 - BOS Injection Points 44 through 58 (BB&A, August 2023)
 - BOS Injection Points 1 through 43 (Wood, August 2019)
 - Fence
 - Pavement Edge (approximate)
 - Groundwater Elevation Contour (feet)
- Subsurface Utilities (approximate):**
- Catch Basin
 - Manhole (Storm Sewer)
 - Natural Gas Line
 - Sanitary Sewer Line
 - Storm Sewer Line
 - Telecommunication Line
 - Approximate Former Trench Location
 - Treatment Area
 - Site Boundary

Grand & Benedicts
9304 SE Main St.
ECSI #4447

Former Mailwell
2515 SE Mailwell Dr.
ECSI #1116

Area 1

Area 2

MW-04
91.11'

MW-01
91.85'

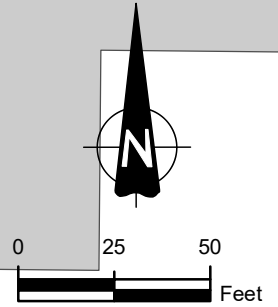
Approximate Groundwater
Flow Direction

Approximate Outer Edges of Historical Trench

MW-03
91.31'

MW-02
91.62'

MW-07
91.22'



DRAWN BY: SD CHECKED BY: JK

KELLOGG PARK INVESTMENT LLC



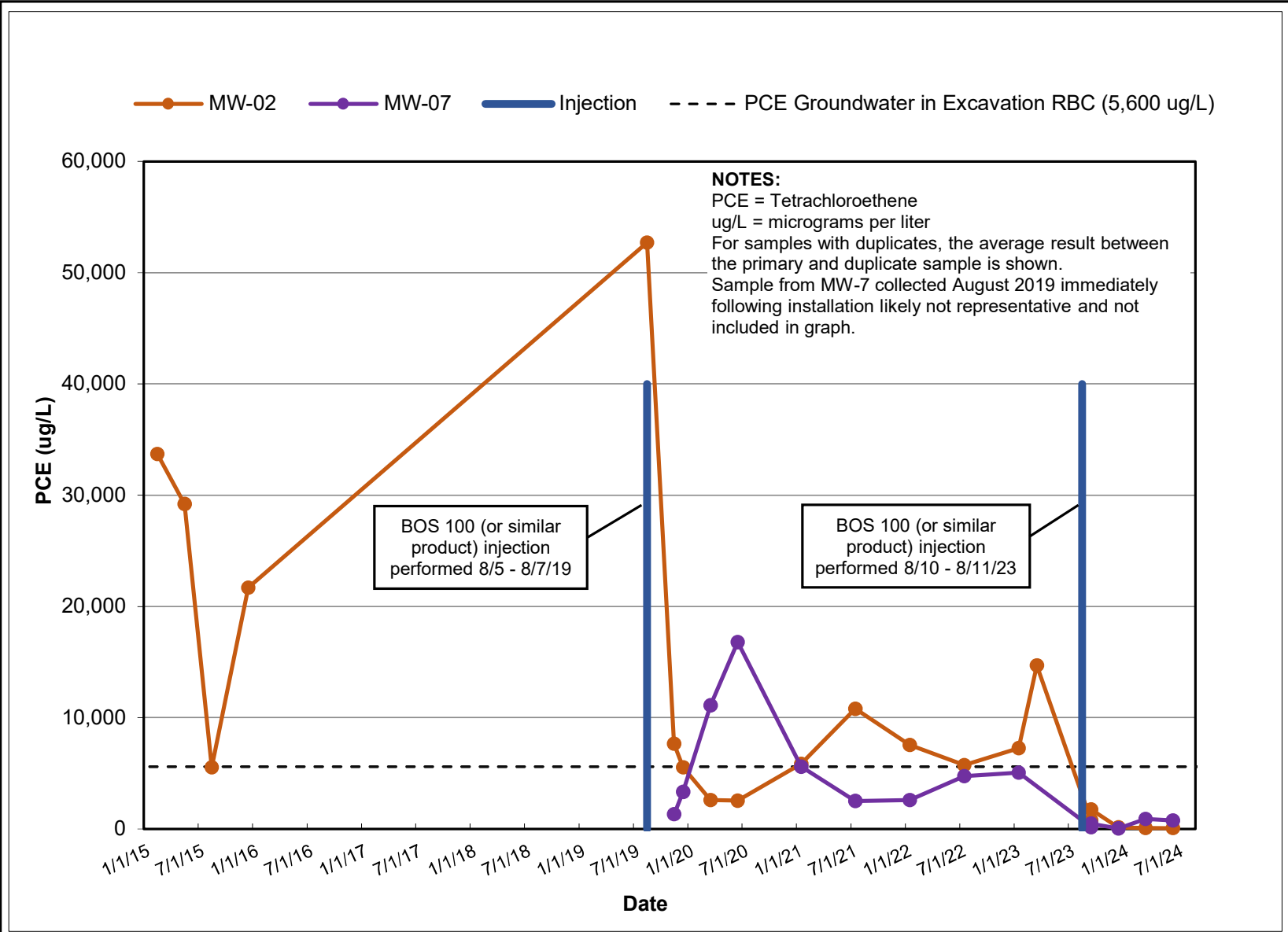
WSP USA
15862 SW 72nd Ave., Suite 150
Portland, OR 97224

FORMER MAIL-WELL ENVELOPE FACILITY

POTENTIOMETRIC GROUNDWATER SURFACE
& GROUNDWATER SAMPLING LOCATIONS
JUNE 20, 2024

DATE	JULY 2024
SCALE	1" = 50'
PROJECT NO.	3-61M-119101
FIGURE	4

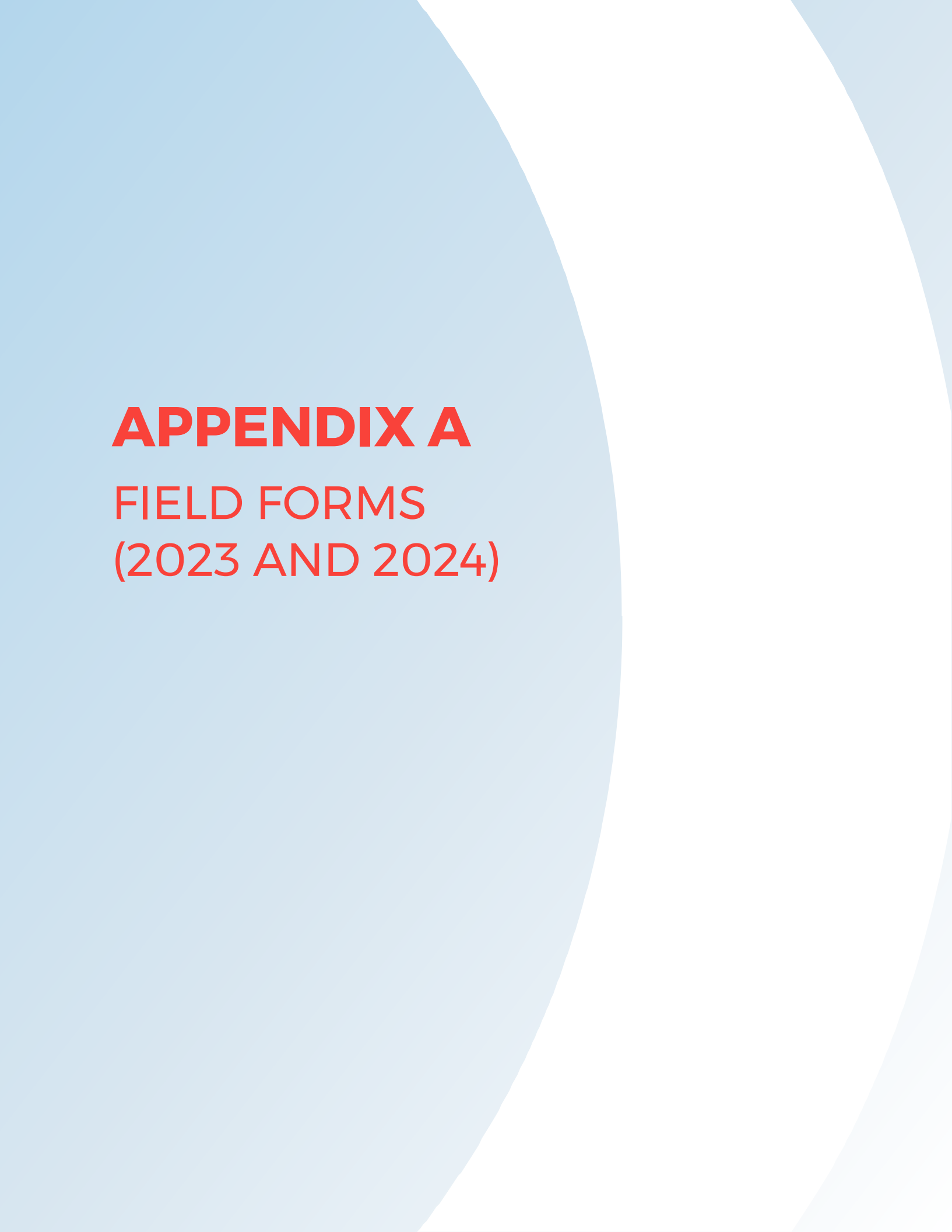
\\corp.phw.net\GLP-EA\US\SPD\200-PCR\ClientData\10001190011910119101 Milwaukee\Reports\Closure Report - 2024\Misc working docs and to be included in report\Figure 5_PCE_Source_Area_Conc_Time_241029_RL_Vaisa\Figure 5




TETRACHLOROETHENE (PCE) SOURCE AREA
CONCENTRATIONS OVER TIME
Former Mail-Well Envelope Facility
Milwaukie, Oregon

Project No.
3-61M-119101

Figure
5



APPENDIX A
FIELD FORMS
(2023 AND 2024)

	WOOD PLC GROUNDWATER SAMPLING FIELD FORM	Mailwell WSP Job #: 361M119101 Date: 1/20/2023
---	---	--

Field Personnel: GG Monitoring Well ID: MW-3
 Start Time: 09:45 Weather Conditions: cloudy Approx. Air Temp (F): 35 F

INITIAL WELL DATA & WELL PURGING INFORMATION

Water Temperature (degree C)	Water pH (S.U.)	Specific Conductivity (µS/cm)	Turbidity (NTUs)	Dissolved Oxygen ug/L mg/L	ORP (mV)	Water Level (feet bgs)	Time (0:00 - 23:59)	Volume Purged (liters)
17.9	6.58	326.2	30.73	13.0	127.7	5.75	09:45	cell
13.4	6.60	366.3	2.60	0.58	118.7	5.71	10:00	4L
13.5	6.60	366.0	2.61	0.57	117.3	5.78	10:03	4.6L
13.5	6.59	303.0	2.00	0.57	117.0	5.80	10:05	5L

Final DTW: 5.80

0.5 inch tubing: 0.020 gallons/linear foot 2" well casing: 0.17 gal/linear foot Total Purged = 5L

Purge Pumping Rate (approx. L/m): .2 L/m
 Approx. Pump/Intake Depth: screen
 Well Yield: High / Moderate / Low
 Decontamination Method: na

WELL CONDITION

Casing Size and Type: 2"
 Casing Condition: OK / NA / Needs Repairs/Repaired Lock Condition: OK / NA / Needs Repairs/Repaired
 Cap Condition: OK / NA / Needs Repairs/Repaired Monument Condition: OK / NA / Needs Repairs/Repaired

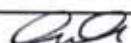
NOTES: water was light orange at beginning - cleared up after a few min.

SAMPLING INFORMATION / DATA

QA/QC Sample (circle one): Duplicate Lab QA/QC NONE DC pump with attached disposable sample bailer
 Sampling Method (circle one): dedicated Dual Valve Pump x peristaltic pump

Analytical Parameters	Destination Laboratory	Preservative	Bottle size	Number of bottles	Sample ID	Time Sampled
HVOCs	Apex	HCL/ICE	voa	3	MW3-20230121	10:05

Method of Transportation of samples:
 All samples were immediately placed into a cooler and packed with ice or "Blue Ice" YES / NO

Signature of Field Personnel:  Grace Graner



WOOD PLC
GROUNDWATER
SAMPLING FIELD FORM

Mailwell
WSP Job #: 361M119101

Date: 1/20/2023

Field Personnel: GG Monitoring Well ID: MW-2

Start Time: 11:00 Weather Conditions: Cloudy Approx. Air Temp (F): 35 F

INITIAL WELL DATA & WELL PURGING INFORMATION

Water Temperature (degree C)	Water pH (S.U.)	Specific Conductivity (µS/cm)	Turbidity (NTUs)	Dissolved Oxygen ug/L mg/L	ORP (mV)	Water Level (feet bgs)	Time (0:00 - 23:59)	Volume Purged (liters)
15.2	6.29	262.3	150.9	1.14	38.3	7.0	11:00	cell
13.0	6.34	257.5	5.11	6.12	55.4	7.23	11:15	4 L
13.0	6.34	257.4	6.20	6.12	54.1	7.30	11:18	4 L
13.0	6.34	257.6	6.21	6.11	54.9	7.32	11:20	5 L

Results of Field Ferrous Iron Kit (mg/L): FDW: 7.32

0.5 inch tubing: 0.020 gallons/linear foot 2" well casing: 0.17 gal/linear foot Total Purged = 5 L

Purge Pumping Rate (approx. L/m): .2 L/m

Approx. Pump/Intake Depth: screen

Well Yield: High / Moderate / Low

Decontamination Method: na

WELL CONDITION

Casing Size and Type: 2"

Casing Condition: OK / NA / Needs Repairs/Repaired Lock Condition: OK / NA / Needs Repairs/Repaired

Cap Condition: OK / NA / Needs Repairs/Repaired Monument Condition: OK / NA / Needs Repairs/Repaired

NOTES:

SAMPLING INFORMATION / DATA

QA/QC Sample (circle one): Duplicate Lab QA/QC NONE DC pump with attached disposable sample bailer


Sampling Method (circle one): dedicated Dual Valve Pump x peristaltic pump

Analytical Parameters	Destination Laboratory	Preservative	Bottle size	Number of bottles	Sample ID	Time Sampled
HVOCs	Apex	HCL/ICE	voa	3	MW2-20230121	11:20
HVOCs	Apex	HCL/ICE	voa	3	DUP	11:20

Method of Transportation of samples:

All samples were immediately placed into a cooler and packed with ice or "Blue Ice" YES/NO

Signature of Field Personnel: Grace Graner

	WOOD PLC GROUNDWATER SAMPLING FIELD FORM	Mailwell
		WSP Job #: 361M119101
Date: 1/20/2023		

Field Personnel: <u>GG</u>	GG	Monitoring Well ID: <u>MW-7</u>
Start Time: <u>10:25</u>	Weather Conditions: <u>cloudy</u>	Approx. Air Temp (F): <u>35°F</u>

INITIAL WELL DATA & WELL PURGING INFORMATION

Water Temperature (degree C)	Water pH (S.U.)	Specific Conductivity (µS/cm)	Turbidity (NTUs)	Dissolved Oxygen ug/L (mg/L)	ORP (mV)	Water Level (feet bgs)	Time (0:00 - 23:59)	Volume Purged (liters)
13.8	6.41	147.1	55.72	6.0	14.0	6.78	10:25	cell
12.7	6.34	149.5	271	0.50	53.1	7.02	10:40	4 L
12.7	6.34	148.1	0.07	0.52	53.2	7.15	10:43	4.6 L
12.7	6.35	150.0	0.02	0.51	53.4	7.18	10:45	5 L

Results of Field Ferrous Iron Kit (mg/L): FDW: 7.18

0.5 inch tubing: 0.020 gallons/linear foot 2" well casing: 0.17 gal/linear foot Total Purged = 5 L

Purge Pumping Rate (approx. L/m): .2 L/m

Approx. Pump/Intake Depth: screen

Well Yield: High / Moderate / Low

Decontamination Method: na

WELL CONDITION

Casing Size and Type: 2"

Casing Condition: <u>OK</u> / NA / Needs Repairs/Repaired	Lock Condition: <u>OK</u> / NA / Needs Repairs/Repaired
Cap Condition: <u>OK</u> / NA / Needs Repairs/Repaired	Monument Condition: <u>OK</u> / NA / Needs Repairs/Repaired

NOTES: Very orange at the start - orange clumps - had to clear line.

SAMPLING INFORMATION / DATA

QA/QC Sample (circle one): Duplicate Lab QA/QC NONE DC pump with attached disposable sample bailer

Sampling Method (circle one): dedicated Dual Valve Pump x peristaltic pump

Analytical Parameters	Destination Laboratory	Preservative	Bottle size	Number of bottles	Sample ID	Time Sampled
HVOCs	ALS	HCL/ICE	voa	3	MW7-20230121	10:45

Method of Transportation of samples:
 All samples were immediately placed into a cooler and packed with ice or "Blue Ice" YES/NO

Signature of Field Personnel: Grace Graner Grace Graner

15862 SW 72nd Avenue
 Suite 150
 Portland, Oregon
 USA 97224
 Tel (503) 639 6400

DAILY FIELD REPORT

WSP

PROJECT NUMBER 361M119101	PROJECT NAME MILWELL	PAGE 1 OF 1	PERMIT
OWNER/CLIENT MILWELL	OWNER/CLIENT REPRESENTATIVE	DATE 3-1-23	DAY OF WEEK W
GENERAL CONTRACTOR	GENERAL CONTRACTOR REPRESENTATIVE	ARRIVAL TIME 0915	DEPARTURE TIME 1210
GRADING CONTRACTOR	GRADING CONTRACTOR REPRESENTATIVE	WEATHER/TEMPERATURE P. CLOUDY 40s	
TYPE OF WORK WELL DEVELOPMENT	SOURCE AND DESCRIPTION OF FILL MATERIAL		
LOCATION OF WORK MILWAUKEE, OR	CONTRACTORS EQUIPMENT OBSERVED IN USE		

CONTRACTOR ACTIVITY, OBSERVATIONS, CONCLUSIONS, RECOMMENDATIONS:

0915 - ARRIVE @ SITE

0930 - REMOVE WELL LID - BAIL ~ 1 GAL WATER FROM BOREHOLE

0935 - DTW (TOC) - 6.83'
TOTAL DEPTH - 19.57'
BOREHOLE DIAMETER - 7.5"

BOREHOLE
WELL VOLUME = 29.24 GAL
3 x BOREHOLE VOL. = 87.71 GAL
x 30% POROSITY = 26.31 GAL

0955 - BEGIN SURGE & PURGE

1150 - FINISH PURGE - ~ 30 GAL
FINAL DTW - 6.92'
BREAK DOWN, CAP WELL & DRUM

1210 - DEPART SITE

JamScanner

15862 SW 72nd Avenue
Suite 150
Portland, Oregon
USA 97224
Tel (503) 639 6400

DAILY FIELD REPORT

WSP

PROJECT NUMBER 361M19001	PROJECT NAME MILWELL	PAGE 1	OF 1	PERMIT ←
OWNER/CLIENT MILWELL	OWNER/CLIENT REPRESENTATIVE	DATE 3-3-23	DAY OF WEEK WED	
GENERAL CONTRACTOR	GENERAL CONTRACTOR REPRESENTATIVE	ARRIVAL TIME 1200	DEPARTURE TIME 1310	
GRADING CONTRACTOR	GRADING CONTRACTOR REPRESENTATIVE	WEATHER/TEMPERATURE CLOUDY 40S		
TYPE OF WORK GW SAMPLING	SOURCE AND DESCRIPTION OF FILL MATERIAL			
LOCATION OF WORK MILWAUKEE, OR	CONTRACTORS EQUIPMENT OBSERVED IN USE			

CONTRACTOR ACTIVITY, OBSERVATIONS, CONCLUSIONS, RECOMMENDATIONS:

1200 - ARRIVE @ SITE

1215 - DTW = 7.12'
- SETUP FOR SAMPLING MW-2

1225 - BEGIN PURGE - FLOW RATE = ~200ML/MIN

1227 - BEGIN WQ READINGS

1252 - SAMPLE MW-2

1257 - FINAL DTW = 7.19'

1259 - CAP WELL
- BREAKDOWN SAMPLING EQUIPMENT

1310 - DEPART SITE

th CamScanner

presence and activities of our field representative do not relieve any contractor from his obligation to meet contractual requirements. We rely on the contractor to provide for the safety of our personnel throughout the duration of the project, irrespective of the presence of our representative. The contractor retains sole responsibility for site safety and the methods, operations, and sequences of work.

WSP		GROUNDWATER SAMPLING FIELD FORM		Site Name: <u>MATHWELL</u>				
				Job #: <u>361M19101</u>				
Field Personnel: <u>DAN DURAN</u>				Monitoring Well ID: <u>NW-2</u>				
Weather Conditions: <u>CLOUDY, 12AW</u>				Date: <u>3-3-23</u>				
WELL CONDITION								
Casing (circle one): <u>PVC</u>		Stainless Steel	Carbon Steel	CPVC	Other:			
Casing Condition: <u>OK/NA / Needs Repairs/Repaired</u>		Lock Condition: <u>OK/NA / Needs Repairs / Replaced</u>		Casing Diameter (in.): <u>2</u>				
Cap Condition: <u>OK/NA / Needs Repairs/Repaired</u>		Inner Casing Condition: <u>OK/NA / Needs Repairs / Replaced</u>		Monument Condition: <u>OK/NA / Needs Repairs / Replaced</u>				
Paint Condition: <u>OK/NA / Needs Repairs/Repaired</u>		Recommended Well Repairs/Additional Notes:						
INITIAL WELL DATA								
Date/Time of Measurement: <u>3-3-23 /</u>			Depth to Water (TOC - ft.): <u>7.12</u>					
Depth Well Bottom (TOC - ft.): <u>14.57</u>			WELL PURGING INFORMATION					
Water Temperature (degree C)	pH (S.U.)	Specific Conductivity (µS/cm)	Turbidity (NTUs)	Dissolved Oxygen (mg/L)	ORP (mV)	DTW (ft TOC)	Time (00:00 - 23:59)	Volume Purged (liters)
<u>15.8</u>	<u>6.5</u>	<u>267.3</u>	<u>N/A</u>	<u>1.0</u>	<u>-28.6</u>		<u>1227</u>	<u>DEL</u>
<u>13.8</u>	<u>6.52</u>	<u>263.5</u>		<u>1.0</u>	<u>-28.6</u>		<u>1236</u>	<u>0.67.8</u>
<u>13.8</u>	<u>6.52</u>	<u>263.2</u>		<u>4.5</u>	<u>-27.9</u>		<u>1239</u>	<u>2.4</u>
<u>13.8</u>	<u>6.52</u>	<u>263.9</u>		<u>3.4</u>	<u>-27.8</u>		<u>1242</u>	<u>3.0</u>
<u>13.7</u>	<u>6.52</u>	<u>263.7</u>		<u>3.4</u>	<u>-28.9</u>		<u>1245</u>	<u>3.6</u>
<u>13.7</u>	<u>6.53</u>	<u>263.7</u>		<u>3.2</u>	<u>-29.0</u>		<u>1248</u>	<u>3.9</u>
<u>13.8</u>	<u>6.54</u>	<u>264.3</u>		<u>3.2</u>	<u>-29.4</u>		<u>1251</u>	<u>4.2</u>
Total Purged: <u>256</u>			Final DTW: <u>7.19</u>		Total Drawdown: <u>0.07</u>			
Purge Pumping Rate (approx. mL/m): <u>~250</u>		Approx. Pump/Intake Depth: <u>SCRLOW</u>		Well Yield: <u>High / Moderate / Low</u>				
Purge/Sampling Method: <u>Disposable Bailor</u>		Sampling Technique: <u>low-flow / low-yield</u>		Decontamination Method: <u>N/A</u>				
Instrument Type & Number: <u>YSI PROPLUS 191106176</u>		Water Disposal: <u>DEL</u>		Instrument Calibration Date & Time: <u>3-3-23 / 11:00</u>				
Field Observations/Notes of Sampling Event:								
SAMPLING INFORMATION / DATA								
Date Sampled: <u>3-3-23</u>				Time Sampled: <u>1252</u>				
QA/QC Sample (circle one):		DUP		Lab MS/MSD		Equip Blank: <u>trip blank</u>		
Sample ID	Boilies (total)	Boilies (size)	Boilies (type)	Preservative	Destination Laboratory	QA/QC Sample	Analytical Parameters	
<u>NW2-222302023</u>	<u>3</u>	<u>VDA</u>	<u>VDA</u>	<u>HCL/ICE</u>	<u>APEX</u>	<u>—</u>	<u>HVOC 8010</u>	
SAMPLE TRANSPORTATION								
All samples were immediately placed into a cooler and packed with ice or "Blue Ice", unless otherwise noted: <u>YES/NO</u>								
Sample Transport (circle one):		Courier: <u>WSP/Next Delivery</u>		UPS/Fed Ex/USPS				
CERTIFICATION STATEMENT								
By signing below, the listed wood sampler states that the information provided on this page is accurate.								
Sampler (Print): <u>DAN DURAN</u>		Sampler Signature: <u>[Signature]</u>			Date Signed: <u>3-3-23</u>			

WSP	WSP	Project Name: <u>MARLWELL</u>
	FIELD INSTRUMENT CALIBRATION FORM	Project #: <u>361M19101</u>
		Date: <u>3-3-23</u> Time: <u>1030</u>

INSTRUMENTATION USED		
MAKE	MODEL	No.
<u>YSI</u>	<u>PAPPLUS</u>	<u>→ 194106176</u>

DAILY CALIBRATIONS						
Date	Time	STANDARDIZATION:	Meter Read	Adjusted to	Units	Temp. °C
<u>3-3-23</u>	<u>1130-</u> <u>1100</u>	pH7	<u>7.06</u>	<u>7.00</u>	pH	<u>8.4</u>
		pH4	<u>3.89</u>	<u>4.00</u>	pH	<u>8.5</u>
		pH10	<u>10.14</u>	<u>10.00</u>	pH	<u>8.6</u>
		Sp. Cond.	<u>1372</u>	<u>1413</u>	us/cm ³	<u>9.3</u>
		ORP	<u>299.6</u>	<u>240.0</u>	millivolts	<u>9.0</u>
		D.O. %	<u>81.0</u>	<u>100.5</u>	%	<u>10.9</u>

PERIODIC CALIBRATION CHECK				
Date	Time	Gelex Standards	Reading	In range?
		0-10 NTUs		
		0-100		
		0-1000		

APEX LABS

6700 SW Sandburg St., Tigard, OR 97223 Ph: 503-718-2323

CHAIN OF CUSTODY

Lab # _____ COC ____ of ____

Company: <u>WSP</u>		Project Mgr: <u>John Kueper</u>		Project Name: <u>MAXWELL</u>		Project #: <u>3617119101</u>														
Address: <u>15862 SW 72ND AVE. PORTLAND, 97224</u>				Phone: <u>503-697-3400</u>		Email: <u>JOHN.KUEPER@WSP.COM</u>														
Sampled by: <u>John Duran</u>				ANALYSIS REQUEST AL, Sb, As, Ba, Bi, Br, Cd, Ca, Cr, Cu, Fe, Pb, Hg, Mg, Mn, Mo, Ni, N, Se, Ag, Na, Ti, V, Zn TOTAL DISS. TCLP TCLP Metals (9) HVDG (9030 only)																
Site Location: State: <u>OR</u> County: <u>CLATSOP</u>																				
SAMPLE ID	DATE	TIME	MATRIX	# OF CONTAINERS	NWTFH-ICID	NWTFH-D1	NWTFH-G1	B209 BTEX	B209 BBDH VOCS	B209 Hahs VOCS	B209 VOCS Full List	B270 SEM PAHs	B270 Semi-Volat Full List	H88 PCBs	H88 Pesticides	PCSA Metals (9)	Priority Metals (13)	Field Sample	Presm Archive	
<u>MW-20230303</u>	<u>3/3</u>	<u>1252</u>	<u>W</u>	<u>3</u>																
<u>TB-20230303</u>	<u>3/3</u>	<u>-</u>	<u>W</u>	<u>1</u>																
Standard Turn Around Time (TAT) = 10 Business Days										SPECIAL INSTRUCTIONS: 										
TAT Requested (circle) 1 Day 2 Day 3 Day 5 Day <u>Standard</u> Other: _____																				
SAMPLES ARE HELD FOR 30 DAYS																				
RELINQUISHED BY:					RECEIVED BY:					RELINQUISHED BY:					RECEIVED BY:					
Signature: <u>[Signature]</u>					Signature: <u>[Signature]</u>					Signature: _____					Signature: _____					
Date: <u>3-3-23</u>					Date: <u>3-3-23</u>					Date: _____					Date: _____					
Printed Name: <u>John Duran</u>					Printed Name: <u>Diana Salmer</u>					Printed Name: _____					Printed Name: _____					
Time: <u>1353</u>					Time: <u>1357</u>					Time: _____					Time: _____					
Company: <u>WSP</u>					Company: <u>WSP</u>					Company: _____					Company: _____					

Scanned with CamScanner



GROUNDWATER SAMPLING FIELD FORM

Site Name: Marble II
Job #: 32M19101

Monitoring Well ID: MW-1

Field Personnel: CT

Date: 3/21/24

Weather Conditions: cloudy

Approx. Air Temp (F): 50

WELL CONDITION

Casing (circle one): Stainless Steel Carbon Steel PVC CPVC Other: Casing Diameter (in.): 2
Casing Condition: OK / NA / Needs Repairs/Repaired Lock Condition: OK / NA / Needs Repairs / Replaced
Cap Condition: OK / NA / Needs Repairs/Repaired Inner Casing Condition: OK / NA / Needs Repairs / Replaced
Paint Condition: OK / NA / Needs Repairs/Repaired Monument Condition: OK / NA / Needs Repairs / Replaced

Recommended Well Repairs/Additional Notes:

INITIAL WELL DATA

Date/Time of Measurement: 3/21/24 1200 Depth to Water (TOC - ft.): 8.3
Depth Well Bottom (TOC - ft.): 19.9

WELL PURGING INFORMATION

Water Temperature (degree C)	pH (S.U.)	Specific Conductivity (µS/cm)	Turbidity (NTUs)	Dissolved Oxygen ug/L mg/L	ORP (mV)	DTW (ft TOC)	Time (00:00 - 23:59)	Volume Purged (liters)
14.7	6.53	158.6	173.66	2.93	106.5	8.3	12:05	0.0
14.8	6.44	158.5	155.06	1.31	109.5	8.4	12:10	2.0 1.0
15.0	6.39	163.2	47.99	.86	113.1	8.3	12:15	3.0 2.0
15.0	6.38	175.2	18.07	.77	114.9	8.3	12:20	4.0 3.0
15.2	6.38	186.1	17.50	.71	115.7	8.3	12:25	4.0
15.2	6.38	193.1	35.30	.63	116.7	8.3	12:30	5.0

Total Purged: 5L Final DTW: 8.3 Total Drawdown: 0.0

Purge Pumping Rate (approx. mL/m): 200 Approx. Pump/Intake Depth: Screen

Well Yield: High / Moderate / Low Sampling Technique: low-flow / low-yield

Purge/Sampling Method: Disposable Bailer / Peristaltic Pump / Bladder Pump / Dedicated / Other =

Decontamination Method: N/A Water Disposal: Drum onsite

Instrument Type & Number: YSI ProDSS 20 F000244 Instrument Calibration Date & Time: 3/21/24 0930

Field Observations/Notes of Sampling Event:

SAMPLING INFORMATION / DATA

Date Sampled: 3/21/24 Time Sampled: 1230

QA/QC Sample (circle one): DUP Lab MS/MSD Equip Blank Trip Blank None

Sample ID	Bottles			Preservative	Destination Laboratory	QA/QC Sample	Analytical Parameters
	(total)	(size)	(type)				
<u>MW-1-20240321</u>	<u>3</u>	<u>40mL</u>	<u>NOA</u>	<u>H/I</u>	<u>APEX</u>	<u>Y</u>	<u>HUOCs</u>
<u>Dup 1-20240321</u>	<u>3</u>	<u>40mL</u>	<u>NOA</u>	<u>H/I</u>	<u>APEX</u>	<u>Y</u>	<u>HUOCs</u>

SAMPLE TRANSPORTATION

All samples were immediately placed into a cooler and packed with ice or "Blue Ice" unless otherwise noted: (YES) NO

Sample Transport (circle one): Courier (Wood Delivery) UPS/Fed Ex/USPS

CERTIFICATION STATEMENT

By signing below, the listed WSP sampler states that the information provided on this page is accurate.

Sampler (Print): Carter Thomas

Sampler Signature: [Signature]

Date Signed: 3/21/24



GROUNDWATER SAMPLING FIELD FORM

Site Name: Mailwell
Job #: 36/M119101

Monitoring Well ID: MW-2

Field Personnel: LT

Date: 3/21/24

Weather Conditions: Cloudy

Approx. Air Temp (F): 50

WELL CONDITION

Casing (circle one): Stainless Steel Carbon Steel (PVC) CPVC Other: Casing Diameter (in.): 2
Casing Condition: OK / NA / Needs Repairs/Repaired Lock Condition: OK / NA / Needs Repairs / Replaced
Cap Condition: OK / NA / Needs Repairs/Repaired Inner Casing Condition: OK / NA / Needs Repairs / Replaced
Paint Condition: OK / NA / Needs Repairs/Repaired Monument Condition: OK / NA / Needs Repairs / Replaced

Recommended Well Repairs/Additional Notes:

INITIAL WELL DATA

Date/Time of Measurement: 1428 Depth to Water (TOC - ft.): 7.4
Depth Well Bottom (TOC - ft.): 19.8

WELL PURGING INFORMATION

Water Temperature (degree C)	pH (S.U.)	Specific Conductivity (µS/cm)	Turbidity (NTUs)	Dissolved Oxygen ug/L mg/L	ORP (mV)	DTW (ft TOC)	Time (00:00 - 23:59)	Volume Purged (liters)
15.9	6.63	309.7	562	3.35	-41.7	7.4	1430	0.0
15.6	6.49	290.9	29.70	0.47	-67.8	7.5	1435	1.0
15.5	6.46	288.6	14.82	0.34	-75.9	7.6	1440	2.0
15.5	6.46	288.7	17.35	0.27	-80.1	7.6	1445	3.0
15.5	6.44	299.6	18.21	0.30	-81.5	7.6	1450	5.0

Total Purged: 5.0 Final DTW: 7.6 Total Drawdown: 0.2

Purge Pumping Rate (approx. mL/m): 200 Approx. Pump/Intake Depth: Screen

Well Yield: High / Moderate / Low Sampling Technique: low-flow / low-yield

Purge/Sampling Method: Disposable Bailer / Refillastic Pump / Bladder Pump / Dedicated / Other =

Decontamination Method: N/A Water Disposal: Drum onsite

Instrument Type & Number: YSI ProDSS 26F000244 Instrument Calibration Date & Time: 3/21/24 0830

Field Observations/Notes of Sampling Event:

SAMPLING INFORMATION / DATA

Date Sampled: 3/21/24 Time Sampled: 1450

QA/QC Sample (circle one): DUP Lab MS/MSD Equip Blank Trip Blank (None)

Sample ID	Bottles			Preservative	Destination Laboratory	QA/QC Sample	Analytical Parameters
	(total)	(size)	(type)				
MW-2-70240321	3	40	VOA	HCl	APET	N	HVOCs
"	3	40	VOA	HCl	RPI	N	"
"	3	40	VOA	-	RPI	N	"

SAMPLE TRANSPORTATION

All samples were immediately placed into a cooler and packed with ice or "Blue Ice" unless otherwise noted: YES / NO

Sample Transport (circle one): Courier (Wood Delivery) UPS/Fed Ex/USPS

CERTIFICATION STATEMENT

By signing below, the listed WSP sampler states that the information provided on this page is accurate.

Sampler (Print): Carter Thomas

Sampler Signature: [Signature]

Date Signed: 3/21/24



**GROUNDWATER
SAMPLING FIELD FORM**

Site Name: Mailed
Job #: 361M19101

Monitoring Well ID: MW-3

Field Personnel: CT

Date: 3/21/24

Weather Conditions: Cloudy

Approx. Air Temp (F): 50

WELL CONDITION

Casing (circle one): Stainless Steel Carbon Steel PVC CPVC Other: _____ Casing Diameter (in.): 2
 Casing Condition: OK NA / Needs Repairs/Repaired Lock Condition: OK NA / Needs Repairs / Replaced
 Cap Condition: OK NA / Needs Repairs/Repaired Inner Casing Condition: OK NA / Needs Repairs / Replaced
 Paint Condition: OK NA / Needs Repairs/Repaired Monument Condition: OK NA / Needs Repairs / Replaced

Recommended Well Repairs/Additional Notes:

INITIAL WELL DATA

Date/Time of Measurement: 12:42 Depth to Water (TOC - ft.): 5'8
 Depth Well Bottom (TOC - ft.): 19.6

WELL PURGING INFORMATION

Water Temperature (degree C)	pH (S.U.)	Specific Conductivity (µS/cm)	Turbidity (NTUs)	Dissolved Oxygen ug/L mg/L	ORP (mV)	DTW (ft TOC)	Time (00:00 - 23:59)	Volume Purged (liters)
13.9	6.52	300.6	108.2	1.98	71.9	5'8	12:45	0.0
14.1	6.57	300.0	30.9	.35	76.1	6.0	12:50	1.5
14.2	6.57	303.7	32.88	.18	90.4	6.0	12:55	3.0
14.2	6.55	314.1	50.84	.12	93.3	6.0	13:00	4.5
14.1	6.52	332.8	54.19	.08	94.7	6.0	13:05	6.0
14.1	6.49	343.7	63.46	.06	96.0	6.0	13:10	7.5

Total Purged: 75 gal Final DTW: 6.0 Total Drawdown: 0.2

Purge Pumping Rate (approx. mL/m): 300 Approx. Pump/Intake Depth: Screen

Well Yield: High Moderate / Low Sampling Technique: low-flow / low-yield

Purge/Sampling Method: Disposable Bailer / Peristaltic Pump / Bladder Pump / Dedicated / Other = _____

Decontamination Method: N/A Water Disposal: Drum on site

Instrument Type & Number: YSE Pro DSS 26F000244 Instrument Calibration Date & Time: 3/21/24 0030

Field Observations/Notes of Sampling Event:

SAMPLING INFORMATION / DATA

Date Sampled: 3/21/24 Time Sampled: 13:10

QA/QC Sample (circle one): _____ DUP _____ Lab MS/MSD _____ Equip Blank _____ Trip Blank None

Sample ID	Bottles			Preservative	Destination Laboratory	QA/QC Sample	Analytical Parameters
	(total)	(size)	(type)				
<u>MW-3-20240321</u>	<u>3</u>	<u>40</u>	<u>VOH</u>	<u>H/I</u>	<u>APER</u>	<u>N</u>	<u>HVD's</u>

SAMPLE TRANSPORTATION

All samples were immediately placed into a cooler and packed with ice or "Blue Ice", unless otherwise noted: YES / NO

Sample Transport (circle one): Courier Wood Delivery UPS/Fed Ex/USPS

CERTIFICATION STATEMENT

By signing below, the listed WSP sampler states that the information provided on this page is accurate.

Sampler (Print): Carter Thomas

Sampler Signature: [Signature]

Date Signed: 3/21/24



GROUNDWATER SAMPLING FIELD FORM

Site Name: Maitland
Job #: 361M19101

Monitoring Well ID: MW-4

Field Personnel: CT Cloudy

Date: 3/21/24
Approx. Air Temp (F): 50

Weather Conditions: Cloudy

WELL CONDITION

Casing (circle one): Stainless Steel Carbon Steel PVC CPVC Other: Casing Diameter (in.): 2
Casing Condition: OK / NA / Needs Repairs/Repaired Lock Condition: OK / NA / Needs Repairs / Replaced
Cap Condition: OK / NA / Needs Repairs/Repaired Inner Casing Condition: OK / NA / Needs Repairs / Replaced
Paint Condition: OK / NA / Needs Repairs/Repaired Monument Condition: OK / NA / Needs Repairs / Replaced

Recommended Well Repairs/Additional Notes:

INITIAL WELL DATA

Date/Time of Measurement: 13:22 Depth to Water (TOC - ft.): 2.9
Depth Well Bottom (TOC - ft.): 19.9

WELL PURGING INFORMATION

Water Temperature (degree C)	pH (S.U.)	Specific Conductivity (µS/cm)	Turbidity (NTUs)	Dissolved Oxygen ug/L mg/L	ORP (mV)	DTW (ft TOC)	Time (00:00 - 23:59)	Volume Purged (liters)
14.0	6.82	251.0	85.2	1.66	33.8	3.0	13:25	0.0
14.3	6.74	254.6	17.18	.32	40.6	3.0	13:30	1.0
14.4	6.75	254.1	9.76	.20	47.8	3.0	13:35	2.0
14.4	6.75	256.1	11.36	.16	50.8	3.0	13:40	3.0
14.5	6.76	254.1	7.31	.14	54.4	3.0	13:45	4.0

Total Purged: 4.0 Final DTW: 2.9 Total Drawdown: 0.1

Purge Pumping Rate (approx. mL/m): 200 Approx. Pump/Intake Depth: Screen

Well Yield: High / Moderate / Low Sampling Technique: low-flow / low-yield

Purge/Sampling Method: Disposable Bailer Peristaltic Pump Bladder Pump / Dedicated / Other =

Decontamination Method: N/A Water Disposal: Drum on site

Instrument Type & Number: YSI ProDS 20F000244 Instrument Calibration Date & Time: 3/21/24 0830

Field Observations/Notes of Sampling Event:

SAMPLING INFORMATION / DATA

Date Sampled: 3/21/24 Time Sampled: 1350

QA/QC Sample (circle one): DUP Lab MS/MSD Equip Blank Trip Blank None

Sample ID	Bottles			Preservative	Destination Laboratory	QA/QC Sample	Analytical Parameters
	(total)	(size)	(type)				
MW-4-20240321	3	40	VOA	HCl	APEX	N	HVOCs

SAMPLE TRANSPORTATION

All samples were immediately placed into a cooler and packed with ice or "Blue Ice" unless otherwise noted: (YES) NO

Sample Transport (circle one): Courier Wood Delivery UPS/Fed Ex/USPS

CERTIFICATION STATEMENT

By signing below, the listed WSP sampler states that the information provided on this page is accurate.

Sampler (Print): Carter Thomas

Sampler Signature: [Signature]

Date Signed: 3/21/24



GROUNDWATER SAMPLING FIELD FORM

Site Name: Mailwell Job #: 361M119101

Monitoring Well ID: MW-5

Field Personnel: CT

Date: 3/21/24

Weather Conditions: Cloudy 50

Approx. Air Temp (F): 50

WELL CONDITION

Casing (circle one): Stainless Steel Carbon Steel PVC CPVC Other: Casing Diameter (in.): 2
Casing Condition: OK/NA/Needs Repairs/Repaired Lock Condition: OK/NA/Needs Repairs/Replaced
Cap Condition: OK/NA/Needs Repairs/Repaired Inner Casing Condition: OK/NA/Needs Repairs/Replaced
Paint Condition: OK/NA/Needs Repairs/Repaired Monument Condition: OK/NA/Needs Repairs/Replaced

Recommended Well Repairs/Additional Notes:

INITIAL WELL DATA

Date/Time of Measurement: Depth to Water (TOC - ft.): 9'3
Depth Well Bottom (TOC - ft.): 21'3

WELL PURGING INFORMATION

Table with 9 columns: Water Temperature (degree C), pH (S.U.), Specific Conductivity (µS/cm), Turbidity (NTUs), Dissolved Oxygen (ug/L mg/L), ORP (mV), DTW (ft TOC), Time (00:00 - 23:59), Volume Purged (liters). Contains 6 rows of data.

Total Purged: 5L Final DTW: 10.2 Total Drawdown: 1.5

Purge Pumping Rate (approx. mL/m): 200 Approx. Pump/Intake Depth: screen

Well Yield: High/Moderate/Low Sampling Technique: low-flow/low-yield

Purge/Sampling Method: Disposable Bailer/Peristaltic Pump/Bladder Pump/Dedicated/Other =

Decontamination Method: N/A Water Disposal: Drum on site

Instrument Type & Number: YSL Pro DSS 78F000244 Instrument Calibration Date & Time: 3/21/24 0830

Field Observations/Notes of Sampling Event:

SAMPLING INFORMATION / DATA

Date Sampled: 3/21/24 Time Sampled: 1055

QA/QC Sample (circle one): DUP Lab MS/MSD Equip Blank Trip Blank None

Table with 7 columns: Sample ID, Bottles (total, size, type), Preservative, Destination Laboratory, QA/QC Sample, Analytical Parameters. Row 1: MW-5-20240321, 3, VOA, HCl, AVER, NO, HVOCS

SAMPLE TRANSPORTATION

All samples were immediately placed into a cooler and packed with ice or "Blue Ice" unless otherwise noted: YES/NO

Sample Transport (circle one): Courier Wood Delivery UPS/Fed Ex/USPS

CERTIFICATION STATEMENT

By signing below, the listed WSP sampler states that the information provided on this page is accurate. Sampler (Print): Carter Thomas Sampler Signature: [Signature] Date Signed: 3/21/24



GROUNDWATER SAMPLING FIELD FORM

Site Name: Mai Well
Job #: 36/M 119/01

Monitoring Well ID: MW-6

Field Personnel: GT
Weather Conditions: cloudy

Date: 3/21/24
Approx. Air Temp (F): 50

WELL CONDITION

Casing (circle one): PVC Stainless Steel Carbon Steel CPVC Other: _____ Casing Diameter (in.): 2
Casing Condition: NA / Needs Repairs/Repaired Lock Condition: NA / Needs Repairs / Replaced
Cap Condition: NA / Needs Repairs/Repaired Inner Casing Condition: NA / Needs Repairs / Replaced
Paint Condition: NA / Needs Repairs/Repaired Monument Condition: NA / Needs Repairs / Replaced

Recommended Well Repairs/Additional Notes:

INITIAL WELL DATA

Date/Time of Measurement: 3/21/24 1105 Depth to Water (TOC - ft.): 8'4
Depth Well Bottom (TOC - ft.): 19'4

WELL PURGING INFORMATION

Water Temperature (degree C)	pH (S.U.)	Specific Conductivity (µS/cm)	Turbidity (NTUs)	Dissolved Oxygen (ug/L/mg/L)	ORP (mV)	DTW (ft TOC)	Time (00:00 - 23:59)	Volume Purged (liters)
12.2	6.48	357.2	550.55	3.97	70.6	11.0	11:10	0.0
12.1	6.35	359.2	624.8	.77	166.1	8.4	11:15	1.5
12.1	6.36	363.6	429.2	.51	23.0	8.3	11:20	3.0
12.1	6.38	366.9	281.8	.42	-4.9	8.3	11:25	4.5
12.1	6.39	367.9	222.82	.38	-16.1	8.3	11:30	6.0
12.1	6.41	370.1	196.7	.35	-27.1	8.3	11:35	2 gal 7.5L

Total Purged: 2 gal / 7.5L Final DTW: 8.4 Total Drawdown: 0

Purge Pumping Rate (approx. mL/m): 30 Approx. Pump/Intake Depth: Screen

Well Yield: High Moderate / Low Sampling Technique: low-flow / low-yield

Purge/Sampling Method: Disposable Bailer / Peristaltic Pump / Bladder Pump / Dedicated / Other = _____

Decontamination Method: N/A Water Disposal: Drum on site

Instrument Type & Number: VSE PRODS 20F000244 Instrument Calibration Date & Time: 3/21/24 0830

Field Observations/Notes of Sampling Event:

SAMPLING INFORMATION / DATA

Date Sampled: 3/21/24 Time Sampled: 11:35
QA/QC Sample (circle one): _____ DUP _____ Lab MS/MSD _____ Equip Blank _____ Trip Blank None

Sample ID	Bottles			Preservative	Destination Laboratory	QA/QC Sample	Analytical Parameters
	(total)	(size)	(type)				
<u>MW-6-20240321</u>	<u>3</u>	<u>40ml</u>	<u>VOA</u>	<u>HCl</u>	<u>APEX</u>	<u>N</u>	<u>HVDCS</u>

SAMPLE TRANSPORTATION

All samples were immediately placed into a cooler and packed with ice or "Blue Ice", unless otherwise noted: YES NO

Sample Transport (circle one): Courier Wood Delivery UPS/Fed Ex/USPS

CERTIFICATION STATEMENT

By signing below, the listed WSP sampler states that the information provided on this page is accurate.

Sampler (Print): Carter Thomas

Sampler Signature: [Signature]

Date Signed: 3/21/24



GROUNDWATER SAMPLING FIELD FORM

Site Name: Mailwell
Job #: 361M119101

Monitoring Well ID: MW-7

Field Personnel: CT

Date: 3/21/24

Weather Conditions: Cloudy

Approx. Air Temp (F): 50

WELL CONDITION

Casing (circle one): Stainless Steel Carbon Steel (PVC) CPVC Other: _____ Casing Diameter (in.): 2
Casing Condition: (OK) NA / Needs Repairs/Repaired Lock Condition: (OK) NA / Needs Repairs / Replaced
Cap Condition: (OK) NA / Needs Repairs/Repaired Inner Casing Condition: (OK) NA / Needs Repairs / Replaced
Paint Condition: (OK) NA / Needs Repairs/Repaired Monument Condition: (OK) NA / Needs Repairs / Replaced

Recommended Well Repairs/Additional Notes:

INITIAL WELL DATA

Date/Time of Measurement: 1358 Depth to Water (TOC - ft.): 7.2
Depth Well Bottom (TOC - ft.): 19.7

WELL PURGING INFORMATION

Water Temperature (degree C)	pH (S.U.)	Specific Conductivity (µS/cm)	Turbidity (NTUs)	Dissolved Oxygen ug/L mg/L	ORP (mV)	DTW (ft TOC)	Time (00:00 - 23:59)	Volume Purged (liters)
14.1	6.37	463.4	387.95	4.20	-71.7	7.2	1400	0.0
14.9	6.18	519	58.41	0.23	-87.6	7.4	1405	1.0
15.0	6.16	646	85.51	0.17	-90.3	7.6	1410	2.0
15.1	6.17	783	102.00	0.07	-87.0	7.7	1415	3.0
15.4	6.19	808	130.07	0.05	-86.4	7.9	1420	4.0
16.0	6.20	823	160.21	0.05	-86.8	8.0	1425	5.0

Total Purged: 5.0 L Final DTW: 8.0 Total Drawdown: 0.8

Purge Pumping Rate (approx. mL/m): 200 Approx. Pump/Intake Depth: Screen

Well Yield: High / Moderate / Low Sampling Technique: low-flow / low-yield

Purge/Sampling Method: Disposable Bailer / Peristaltic Pump / Bladder Pump / Dedicated / Other =

Decontamination Method: N/A Water Disposal: Drum onsite

Instrument Type & Number: YSI D90 OSS 2PF600244 Instrument Calibration Date & Time: 3/21/24

Field Observations/Notes of Sampling Event:

SAMPLING INFORMATION / DATA

Date Sampled: 3/21/24 Time Sampled: 1425

QA/QC Sample (circle one): DUP Lab MS/MSD Equip Blank Trip Blank (None)

Sample ID	Bottles			Preservative	Destination Laboratory	QA/QC Sample	Analytical Parameters
	(total)	(size)	(type)				
<u>MW-7-20240321</u>	<u>3</u>	<u>40</u>	<u>VOA</u>	<u>HCl</u>	<u>APEX</u>	<u>N</u>	<u>HVOCs</u>
<u>"</u>	<u>3</u>	<u>40</u>	<u>VOA</u>	<u>HCl</u>	<u>RPI</u>	<u>N</u>	<u>HVOCs</u>
<u>"</u>	<u>3</u>	<u>40</u>	<u>VOA</u>	<u>None</u>	<u>RPI</u>	<u>N</u>	<u>HVOCs</u>

SAMPLE TRANSPORTATION

All samples were immediately placed into a cooler and packed with ice or "Blue Ice" unless otherwise noted. (YES/NO)

Sample Transport (circle one): Courier (Road Delivery) UPS/Fed Ex/USPS

CERTIFICATION STATEMENT

By signing below, the listed WSP sampler states that the information provided on this page is accurate.

Sampler (Print): Carter Thomas

Sampler Signature: [Signature]

Date Signed: 3/21/24

WSP	WSP USA GROUNDWATER SAMPLING FIELD FORM	Mailwell Job #: <u>841119101</u>							
Field Personnel: <u>65</u>		Monitoring Well ID: <u>MW-2</u>							
Weather Conditions: <u>overcast</u>		Date: <u>9/13/23</u>							
		Approx. Air Temp (F): <u>70 F</u>							
WELL CONDITION									
Casing (circle one): Stainless Steel Carbon Steel (<u>PVC</u>) CPVC Other:		Casing Diameter (in.): <u>2"</u>							
Casing Condition: <u>OK</u> / NA / Needs Repairs/Repaired	Lock Condition: <u>OK</u> / NA / Needs Repairs / Replaced								
Cap Condition: <u>OK</u> / NA / Needs Repairs/Repaired	Inner Casing Condition: <u>OK</u> / NA / Needs Repairs / Replaced								
Paint Condition: <u>OK</u> / NA / Needs Repairs/Repaired	Monument Condition: <u>OK</u> / NA / Needs Repairs / Replaced								
Recommended Well Repairs/Additional Notes: <u>- n/a</u>									
INITIAL WELL DATA									
Date/Time of Measurement: <u>9/13/23 @ 12:40</u>		Depth to Water (TOC - ft.): <u>8:05</u>							
Depth Well Bottom (TOC - ft.):									
WELL PURGING INFORMATION									
Water Temperature (degree C)	pH (S.U.)	Specific Conductivity (µS/cm)	Turbidity (NTUs)	Dissolved Oxygen ug/L mg/L	ORP (mV)	DTW (ft TOC)	Time (00:00 - 23:59)	Volume Purged (liters) mL	
<u>19.9</u>	<u>6.38</u>	<u>574</u>	<u>145.2</u>	<u>2.37</u>	<u>-86.1</u>	<u>8.05</u>	<u>12:40</u>	<u>0.0</u>	
<u>20.1</u>	<u>6.29</u>	<u>564</u>	<u>1.09</u>	<u>2.26</u>	<u>-83.5</u>	<u>8.10</u>	<u>12:49</u>	<u>1,800 mL</u>	
<u>20.1</u>	<u>6.30</u>	<u>563</u>	<u>1.25</u>	<u>2.26</u>	<u>-86.2</u>	<u>8.10</u>	<u>12:57</u>	<u>2,400 mL</u>	
<u>20.1</u>	<u>6.30</u>	<u>567</u>	<u>0.00</u>	<u>2.26</u>	<u>-88.0</u>	<u>8.05</u>	<u>12:55</u>	<u>3,000 mL</u>	
<u>20.2</u>	<u>6.31</u>	<u>563</u>	<u>0.00</u>	<u>2.27</u>	<u>-89.0</u>	<u>8.05</u>	<u>12:58</u>	<u>3,400 mL</u>	
<u>20.1</u>	<u>6.31</u>	<u>564</u>	<u>0.00</u>	<u>2.27</u>	<u>-89.1</u>	<u>8.05</u>	<u>13:01</u>	<u>4,200 mL</u>	
Total Purged: <u>4,200 mL</u>		Final DTW: <u>8.05'</u>		Total Drawdown: <u>0.0'</u>					
Purge Pumping Rate (approx. mL/m): <u>700 mL/m</u>		Approx. Pump/Intake Depth: <u>-16.0'</u>							
Well Yield: <u>High</u> / Moderate / Low		Sampling Technique: <u>low-flow</u> / low-yield							
Purge/Sampling Method: Disposable Bailer / <u>Peristaltic Pump</u> / Bladder Pump / Dedicated / Other =									
Decontamination Method: <u>Alconox /DI Water /DI Water</u>		Water Disposal: <u>Storage Tank SS back in to well</u>							
Instrument Type & Number: <u>455 P10 DSS</u>		Instrument Calibration Date & Time: <u>7/20/23</u>							
Field Observations/Notes of Sampling Event: <u>- n/a</u>		<u>2 days by pint</u>							
SAMPLING INFORMATION / DATA									
Date Sampled: <u>9/13/23</u>		Time Sampled: <u>13:01</u>							
QA/QC Sample (circle one):		DUP		Lab MS/MSD		Equip Blank		Trip Blank (None)	
Sample ID	Bottles			Preservative	Destination Laboratory	QA/QC Sample	Analytical Parameters		
	(total)	(size)	(type)						
<u>MW-2-7015023</u>	<u>3</u>	<u>40 mL</u>	<u>WA</u>	<u>HCl</u>	<u>APEX</u>	<u>yes</u>	<u>HUOCs</u>		
<u>↓</u>	<u>3</u>	<u>↓</u>	<u>↓</u>	<u>HCl</u>	<u>RPF</u>	<u>↓</u>	<u>UOCs, Anions, Arsenic</u>		
FIELD TESTING									
Cyanide interference testing (if applicable): If color change observed on either test strip contact PM ASAP as sample will require RUSH analysis									
Color change observed? YES/NO If YES, which strip? <u>n/a</u>									
All samples were immediately placed into a cooler and packed with ice or "Blue Ice", unless otherwise noted: <u>YES</u> / NO									
Sample Transport (circle one):		courier (<u>WSP Wood Delivery</u>)			UPS (Ad Ex) USPS				
CERTIFICATION STATEMENT									
By signing below, the listed WSP sampler states that the information provided on this page is accurate.									
Sampler (Print): <u>Chris Cooper</u>		Sampler Signature: <u>[Signature]</u>			Date Signed: <u>9/13/23</u>				

WSP	WSP USA GROUNDWATER SAMPLING FIELD FORM	Mailwell Job #: <u>3415119101</u>						
Field Personnel: <u>OG</u>	Monitoring Well ID: <u>mw-3</u>							
Weather Conditions: <u>overcast</u>	Date: <u>7/13/23</u>							
Approx. Air Temp (F): <u>68°F</u>								
WELL CONDITION								
Casing (circle one): Stainless Steel Carbon Steel <u>CPVC</u> Other:	Casing Diameter (in.): <u>2"</u>							
Casing Condition: <u>OK</u> / NA / Needs Repairs/Repaired	Lock Condition:	<u>OK</u> / NA / Needs Repairs / Replaced						
Cap Condition: <u>OK</u> / NA / Needs Repairs/Repaired	Inner Casing Condition:	<u>OK</u> / NA / Needs Repairs / Replaced						
Paint Condition: <u>OK</u> / NA / Needs Repairs/Repaired	Monument Condition:	<u>OK</u> / NA / Needs Repairs / Replaced						
Recommended Well Repairs/Additional Notes: <u>-</u>								
INITIAL WELL DATA								
Date/Time of Measurement: <u>7/13/23 @ 11:20</u>	Depth to Water (TOC - ft.): <u>6.60</u>							
Depth Well Bottom (TOC - ft.):								
WELL PURGING INFORMATION								
Water Temperature (degree C)	pH (S.U.)	Specific Conductivity (µS/cm)	Turbidity (NTUs)	Dissolved Oxygen ug/L (mg/L)	ORP (mV)	DTW (ft TOC)	Time (00:00 - 23:59)	Volume Purged (liters) - mL
18.5	6.88	331.2	70.30	3.623	27.0	6.60	11:20	0.0
17.4	6.63	307.8	1.54	3.20	57.62	6.60	11:29	1,800 mL
17.5	6.66	304.7	0.00	3.21	62.0	6.60	11:32	2,400 mL
17.5	6.67	303.9	0.00	3.20	62.7	6.60	11:35	3,000 mL
17.5	6.68	303.6	1.03	3.20	63.0	6.60	11:37	3,600 mL
						60		
Total Purged: <u>3,600 mL</u>			Final DTW: <u>6.60</u>			Total Drawdown: <u>0.0 / n/a</u>		
Purge Pumping Rate (approx. mL/m): <u>200 mL/m</u>			Approx. Pump/Intake Depth: <u>-15.0'</u>					
Well Yield: High / <u>Moderate</u> / Low			Sampling Technique: <u>low-flow</u> / low-yield					
Purge/Sampling Method: Disposable Bailer / <u>Peristaltic Pump</u> / Bladder Pump / Dedicated / Other =			<u>See by P&T report</u>					
Decontamination Method: Alconox /DI Water /DI Water			Water Disposal: <u>Storage Tank back into</u>					
Instrument Type & Number: <u>HST P10 DSS</u>			Instrument Calibration Date & Time: <u>well over 5 years</u>					
Field Observations/Notes of Sampling Event: <u>A lot of air in tubing - could cause turbidity to jump around.</u>								
SAMPLING INFORMATION / DATA								
Date Sampled: <u>7/13/23</u>			Time Sampled: <u>11:37</u>					
QA/QC Sample (circle one):			DUP	Lab MS/MSD	Equip Blank	Trip Blank	<u>None</u>	
Sample ID	Bottles			Preservative	Destination Laboratory	QA/QC Sample	Analytical Parameters	
	(total)	(size)	(type)					
<u>mw-3-20230713</u>	<u>3</u>	<u>40 mL</u>	<u>NOA</u>	<u>Hydrochloric acid</u>	<u>APX</u>	<u>yes</u>	<u>HVOCs</u>	
FIELD TESTING								
Cyanide interference testing (if applicable): If color change observed on either test strip contact PM ASAP as sample will require RUSH analysis								
Color change observed? YES/NO If YES, which strip? <u>- n/a</u>								
All samples were immediately placed into a cooler and packed with ice or "Blue Ice", unless otherwise noted: <u>YES</u> / NO								
Sample Transport (circle one): courier <u>WSP Wood-Delivery</u> UPS/Fed Ex/USPS								
CERTIFICATION STATEMENT								
By signing below, the listed WSP sampler states that the information provided on this page is accurate.								
Sampler (Print): <u>Grace Grace</u>			Sampler Signature: <u>[Signature]</u>			Date Signed: <u>9/13/23</u>		



WSP USA
GROUNDWATER
SAMPLING FIELD FORM

Mallwell
Job #: 3015119101

Field Personnel: GG

Monitoring Well ID: MW-7

Weather Conditions: Overcast

Date: 9/13/23

Approx. Air Temp (F): 70 F

WELL CONDITION

Casing (circle one): Stainless Steel Carbon Steel PVC CPVC Other: _____ Casing Diameter (in.): 2'
Casing Condition: OK / NA / Needs Repairs/Repaired Lock Condition: OK / NA / Needs Repairs / Replaced
Cap Condition: OK / NA / Needs Repairs/Repaired Inner Casing Condition: OK / NA / Needs Repairs / Replaced
Paint Condition: OK / NA / Needs Repairs/Repaired Monument Condition: OK / NA / Needs Repairs / Replaced

Recommended Well Repairs/Additional Notes: N/A

INITIAL WELL DATA

Date/Time of Measurement: 9/13/23 @ 12:05 Depth to Water (TOC - ft.): 8.25
Depth Well Bottom (TOC - ft.): _____

WELL PURGING INFORMATION

Water Temperature (degree C)	pH (S.U.)	Specific Conductivity (µS/cm)	Turbidity (NTUs)	Dissolved Oxygen ug/L (<u>mg/L</u>)	ORP (mV)	DTW (ft TOC)	Time (00:00 - 23:59)	Volume Purged (liters) <u>ML</u>
17.8	6.28	304	175.38	2.40	-151.1	8.25	12:05	0.0
17.5	6.25	644	7.64	2.62	-145.2	8.30	12:14	1,800ml
17.7	6.26	637	1.78	2.33	-141.2	8.25	12:17	2,400ml
17.8	6.26	636	0.00	2.69	-140.0	8.25	12:20	3,000ml
17.8	6.27	635	2.23	2.68	-137.8	8.25	12:23	3,600ml
17.7	6.27	634	0.81	2.68	-137.7	8.25	12:26	4,200ml

Total Purged: 4,200ml Final DTW: 8.25' Total Drawdown: 0.0
Purge Pumping Rate (approx. ml/m): 200 ml/m Approx. Pump/Intake Depth: -15.0'
Well Yield: High Moderate Low Sampling Technique: low-flow low-yield
Purge/Sampling Method: Disposable Bailer / Peristaltic Pump Bladder Pump / Dedicated / Other = _____
Decontamination Method: Alconox /DI Water /DI Water Water Disposal: Storage Tank Back into well
Instrument Type & Number: YSI Pro DSS Instrument Calibration Date & Time: Calib by APPROX Inc
Field Observations/Notes of Sampling Event: Starting out, water is very dark in color

SAMPLING INFORMATION / DATA

Date Sampled: 9/13/23 Time Sampled: 12:26

QA/QC Sample (circle one): DUP Lab MS/MSD Equip Blank Trip Blank (None)

Sample ID	Bottles			Preservative	Destination Laboratory	QA/QC Sample	Analytical Parameters
	(total)	(size)	(type)				
MW-7-30730913	3	40ml	VOA	HCl	APGX	YES	HVOCs
RPT-MW-7-10730913	3	40ml	VOA	HCl	RPT	YES	VOCs, HAPs, GASs
RPT-MW-7-20730913	3	40ml	VOA	NONE	RPT	YES	

FIELD TESTING

Cyanide interference testing (if applicable): If color change observed on either test strip contact PM ASAP as sample will require RUSH analysis.
Color change observed? YES/NO If YES, which strip? N/A
All samples were immediately placed into a cooler and packed with ice or "Blue Ice", unless otherwise noted: YES / NO
Sample Transport (circle one): courier WSP Wood Delivery UPS Fed Ex USPS

CERTIFICATION STATEMENT

By signing below, the listed WSP sampler states that the information provided on this page is accurate.
Sampler (Print): GREGG GREGG Sampler Signature: [Signature] Date Signed: 9/13/23

WSP	WSP USA GROUNDWATER SAMPLING FIELD FORM	Maitwell Job #: <u>302M119101</u>						
Field Personnel: <u>GG/CT</u>		Monitoring Well ID: <u>MW-1</u>						
Weather Conditions: <u>Sunny</u>		Date: <u>12/20/23</u>						
		Approx. Air Temp (F): <u>45° F</u>						
WELL CONDITION								
Casing (circle one):	Stainless Steel Carbon Steel <input checked="" type="radio"/> PVC CPVC Other: _____	Casing Diameter (in.): <u>2"</u>						
Casing Condition:	<input checked="" type="radio"/> NA / Needs Repairs/Repaired	Lock Condition: <input checked="" type="radio"/> NA / Needs Repairs / Replaced						
Cap Condition:	<input checked="" type="radio"/> NA / Needs Repairs/Repaired	Inner Casing Condition: <input checked="" type="radio"/> NA / Needs Repairs / Replaced						
Paint Condition:	OK <input checked="" type="radio"/> NA Needs Repairs/Repaired	Monument Condition: OK <input checked="" type="radio"/> NA Needs Repairs / Replaced						
Recommended Well Repairs/Additional Notes:								
INITIAL WELL DATA								
Date/Time of Measurement: <u>12/20/23 @ 10:35</u>		Depth to Water (TOC - ft): <u>8.30</u>						
Depth Well Bottom (TOC - ft): <u>17.9</u>								
WELL PURGING INFORMATION								
Water Temperature (degree C)	pH (S.U.)	Specific Conductivity (µS/cm)	Turbidity (NTUs)	Dissolved Oxygen ug/L (mg/L)	ORP (mV)	DTW (ft TOC)	Time (00:00 - 23:59)	Volume Purged (liters)
<u>13.3</u>	<u>6.92</u>	<u>187.3</u>	<u>582.3</u>	<u>2.55</u>	<u>-48.5</u>	<u>8.30</u>	<u>10:35</u>	<u>0</u>
<u>13.9</u>	<u>6.49</u>	<u>175.6</u>	<u>136.8</u>	<u>0.89</u>	<u>-26.3</u>	<u>8.30</u>	<u>10:44</u>	<u>1890</u>
<u>13.5</u>	<u>6.47</u>	<u>170.6</u>	<u>72.48</u>	<u>0.89</u>	<u>-20.7</u>	<u>8.30</u>	<u>10:47</u>	<u>2520</u>
<u>14.3</u>	<u>6.46</u>	<u>172.4</u>	<u>38.61</u>	<u>0.83</u>	<u>-14.9</u>	<u>8.20</u>	<u>10:50</u>	<u>3150</u>
<u>14.2</u>	<u>6.46</u>	<u>180.7</u>	<u>27.63</u>	<u>0.81</u>	<u>-10.6</u>	<u>8.20</u>	<u>10:53</u>	<u>3780</u>
Total Purged:			Final DTW:	Total Drawdown: <u>-0.10</u>				
Purge Pumping Rate (approx. mL/m):		<u>210 mL/m</u>			Approx. Pump/Intake Depth: <u>-15.0'</u>			
Well Yield: <input checked="" type="radio"/> High Moderate / Low		Sampling Technique: <input checked="" type="radio"/> low-flow low-yield						
Purge/Sampling Method:		Disposable Bailer <input checked="" type="radio"/> Peristaltic Pump / Bladder Pump / Dedicated / Other =						
Decontamination Method:		Alconox /DI Water /DI Water Water Disposal: <u>Storage Tank SS 55 gal Drum</u>						
Instrument Type & Number: <u>YSI 910 PSS</u>		Instrument Calibration Date & Time: <u>Cal'd by Pine</u>						
Field Observations/Notes of Sampling Event:								
SAMPLING INFORMATION / DATA								
Date Sampled: <u>12/20/23</u>		Time Sampled: <u>10:53</u>						
QA/QC Sample (circle one): <input checked="" type="radio"/> DUP		Lab MS/MSD	Equip Blank	Trip Blank	None			
Sample ID	Bottles			Preservative	Destination Laboratory	QA/QC Sample	Analytical Parameters	
	(total)	(size)	(type)					
<u>MW-1-20231220</u>	<u>3</u>	<u>40mL</u>	<u>VOA</u>	<u>HCl</u>	<u>APex</u>	<u>YES</u>	<u>HVACS</u>	
<u>DUP-1-20231220</u>	<u>↓</u>	<u>↓</u>	<u>↓</u>	<u>↓</u>	<u>↓</u>	<u>↓</u>	<u>↓</u>	
FIELD TESTING								
Cyanide interference testing (if applicable): If color change observed on either test strip contact PM ASAP as sample will require RUSH analysis.								
Color change observed? YES/NO If YES, which strip? <u>- N/A</u>								
All samples were immediately placed into a cooler and packed with ice or "Blue Ice", unless otherwise noted: <input checked="" type="radio"/> YES NO								
Sample Transport (circle one): courier <input checked="" type="radio"/> WSP Delivery UPS/Fed Ex/USPS								
CERTIFICATION STATEMENT								
By signing below, the listed WSP sampler states that the information provided on this page is accurate.								
Sampler (Print): <u>George Gardner</u>		Sampler Signature: <u>[Signature]</u>				Date Signed: <u>12/20/23</u>		

Field Personnel: GG/CT Date: 12/20/23
 Weather Conditions: Sunny Approx. Air Temp (F): 45 F

WELL CONDITION
 Casing (circle one): Stainless Steel Carbon Steel PVC CPVC Other: Casing Diameter (in.): 2"
 Casing Condition: OK / NA / Needs Repairs/Repaired Lock Condition: OK / NA / Needs Repairs / Replaced
 Cap Condition: OK / NA / Needs Repairs/Repaired Inner Casing Condition: OK / NA / Needs Repairs / Replaced
 Paint Condition: OK / NA / Needs Repairs/Repaired Monument Condition: OK / NA / Needs Repairs / Replaced

Recommended Well Repairs/Additional Notes: N/A

INITIAL WELL DATA
 Date/Time of Measurement: 12/20/23 9:20 Depth to Water (TOC - ft.): 7.08
 Depth Well Bottom (TOC - ft.): 20.0'

WELL PURGING INFORMATION

Water Temperature (degree C)	pH (S.U.)	Specific Conductivity (µS/cm)	Turbidity (NTUs)	Dissolved Oxygen ug/L mg/L	ORP (mV)	DTW (ft TOC)	Time (00:00 - 23:59)	Volume Purged (liters) mL
15.6	6.58	309.5	220.93	2.81	-32.2	7.08	09:20	0.0
15.2	6.49	302.7	6.29	0.41	-36.8	7.40	09:29	1780
15.3	6.50	308.0	7.89	0.35	-80.1	7.45	09:32	2640
15.5	6.35	352.0	409.22	0.03	-117.4	7.50	09:35	3300
15.5	6.60	320.7	425.89	0.02	-98.5	7.50	09:38	3700
15.4	6.59	310.8	100.95	0.72	-73.6	7.55	09:41	6620
15.5	6.58	310.2	162.43	0.23	-74.5	7.55	09:44	5280

Total Purged: 5280 mL Final DTW: 7.55 Total Drawdown: 0.47
 Purge Pumping Rate (approx. mL/m): 220 mL/m Approx. Pump Intake Depth: ~15.0'

Well Yield: High / Moderate / Low Sampling Technique: low-flow low-yield
 Purge/Sampling Method: Disposable Bailer Peristaltic Pump Bladder Pump / Dedicated / Other =
 Decontamination Method: Alconox /DI Water /DI Water Water Disposal: Storage Tank 55 gal drum
 Instrument Type & Number: 400 Pro DSS Instrument Calibration Date & Time: CPD's by Pine

Field Observations/Notes of Sampling Event: had to flush out tubing prior to purging - a lot of black gunk. water very brown, a lot of black gunk.

SAMPLING INFORMATION / DATA

Date Sampled: 12/20/23 Time Sampled: ~~9:44~~ 9:50


Sample ID	Bottles			Preservative	Destination Laboratory	QA/QC Sample	Analytical Parameters
	(total)	(size)	(type)				
MW-2-20231220	3	40mL	VOA	HCl	APCX	YES	HAAS
RPT-MW-2-20231220	3	↓	↓	↓	RPT	↓	HAAS, ANIONS, GROSS
↓	3	↓	↓	none	↓	↓	↓

FIELD TESTING

Cyanide interference testing (if applicable): If color change observed on either test strip contact PM ASAP as sample will require RUSH analysis.
 Color change observed? YES/NO If YES, which strip? - N/A
 All samples were immediately placed into a cooler and packed with ice or "Blue Ice", unless otherwise noted: YES/NO
 Sample Transport (circle one): courier WSP Delivery UPS/Fed Ex/USPS

CERTIFICATION STATEMENT

By signing below, the listed WSP sampler states that the information provided on this page is accurate.
 Sampler (Print): Grace Ormer Sampler Signature: [Signature] Date Signed: 12/20/23

	WSP USA GROUNDWATER SAMPLING FIELD FORM	Mailwell Job #: <u>361M11901</u>						
Field Personnel: <u>GG/CT</u>		Monitoring Well ID: <u>mw-3</u>						
Weather Conditions: <u>Sunny</u>		Date: <u>12/20/23</u>						
		Approx. Air Temp (F): <u>50°F</u>						
WELL CONDITION								
Casing (circle one): Stainless Steel Carbon Steel <u>PVC</u> CPVC Other: _____		Casing Diameter (in): <u>2"</u>						
Casing Condition: <input checked="" type="checkbox"/> / NA / Needs Repairs/Repaired	Lock Condition: <input checked="" type="checkbox"/> / NA / Needs Repairs / Replaced							
Cap Condition: <input checked="" type="checkbox"/> / NA / Needs Repairs/Repaired	Inner Casing Condition: <input checked="" type="checkbox"/> / NA / Needs Repairs / Replaced							
Paint Condition: OK / <input checked="" type="checkbox"/> / Needs Repairs/Repaired	Monument Condition: OK / <input checked="" type="checkbox"/> / Needs Repairs / Replaced							
Recommended Well Repairs/Additional Notes:								
INITIAL WELL DATA								
Date/Time of Measurement: <u>12/20/23</u>		Depth to Water (TOC - ft): <u>6.70</u>						
Depth Well Bottom (TOC - ft): <u>19.6'</u>								
WELL PURGING INFORMATION								
Water Temperature (degree C)	pH (S.U.)	Specific Conductivity (µS/cm)	Turbidity (NTUs)	Dissolved Oxygen (ug/L mg/L)	ORP (mV)	DTW (ft TOC)	Time (00:00 - 23:59)	Volume Purged (liters/gal)
<u>13.2</u>	<u>6.69</u>	<u>316.0</u>	<u>27.24</u>	<u>2.52</u>	<u>-4.2</u>	<u>5.70</u>	<u>11:05</u>	<u>0</u>
<u>13.7</u>	<u>6.70</u>	<u>306.2</u>	<u>30.25</u>	<u>0.28</u>	<u>5.0</u>	<u>5.85</u>	<u>11:14</u>	<u>1080</u>
<u>14.2</u>	<u>6.73</u>	<u>305.4</u>	<u>122.2</u>	<u>0.216</u>	<u>8.0</u>	<u>6.85</u>	<u>11:17</u>	<u>1440</u>
<u>14.1</u>	<u>6.74</u>	<u>302.9</u>	<u>44.2</u>	<u>0.22</u>	<u>8.5</u>	<u>6.40</u>	<u>11:20</u>	<u>1800</u>
<u>14.0</u>	<u>6.74</u>	<u>254.5</u>	<u>30.23</u>	<u>0.22</u>	<u>8.6</u>	<u>6.45</u>	<u>11:23</u>	<u>2160</u>
Total Purged: <u>2160</u>		Final DTW: <u>6.45</u>		Total Discharge: _____				
Purge Pumping Rate (approx. mL/m): <u>120 mL/m</u>		Approx. Pump/Intake Depth: <u>0.75</u>						
Well Yield: <input checked="" type="checkbox"/> High / Moderate / Low		Sampling Technique: <input checked="" type="checkbox"/> low-flow / low-yield						
Purge/Sampling Method: Disposable Bailer <input checked="" type="checkbox"/> Peristaltic Pump / Bladder Pump / Dedicated / Other								
Decontamination Method: Alconox /DI Water /DI Water		Water Disposal: <u>65 gal drum</u>						
Instrument Type & Number: <u>YSC Pro OSS</u>		Instrument Calibration Date & Time: <u>calib by PINE</u>						
Field Observations/Notes of Sampling Event:								
SAMPLING INFORMATION / DATA								
Date Sampled: <u>12/20/23</u>		Time Sampled: <u>11:23</u>						
QA/QC Sample (circle one):		DUP		Lab MS/MSD		Equip Blank		Trip Blank <input checked="" type="checkbox"/> (None)
Sample ID	Bottles			Preservative	Destination Laboratory	QA/QC Sample	Analytical Parameters	
	(total)	(size)	(type)					
<u>mw-3-2023020</u>	<u>3</u>	<u>40mL</u>	<u>VOA</u>	<u>HCl</u>	<u>APEX</u>	<u>yes</u>	<u>HVOCs</u>	
FIELD TESTING								
Cyanide interference testing (if applicable): If color change observed on either test strip contact PM ASAP as sample will require RUSH analysis.								
Color change observed? YES/NO If YES, which strip? <u>no</u>								
All samples were immediately placed into a cooler and packed with ice or "Blue Ice", unless otherwise noted: <input checked="" type="checkbox"/> YES / NO								
Sample Transport (circle one): courier <input checked="" type="checkbox"/> WSP Delivery / UPS/Fed Ex/USPS								
CERTIFICATION STATEMENT								
By signing below, the listed WSP sampler states that the information provided on this page is accurate.								
Sampler (Print): <u>GISEL CRANE</u>		Sampler Signature: <u>[Signature]</u>		Date Signed: <u>12/20/23</u>				

Field Personnel: GG/CT Date: 12/20/23
 Weather Conditions: Sunny Approx. Air Temp (F): 50°F

WELL CONDITION

Casing (circle one): Stainless Steel Carbon Steel PVC CPVC Other: Casing Diameter (in.): 2"
 Casing Condition: OK / NA / Needs Repairs/Repaired Lock Condition: OK / NA / Needs Repairs / Replaced
 Cap Condition: OK / NA / Needs Repairs/Repaired Inner Casing Condition: OK / NA / Needs Repairs / Replaced
 Paint Condition: OK / NA / Needs Repairs/Repaired Monument Condition: OK / NA / Needs Repairs / Replaced

Recommended Well Repairs/Additional Notes:

INITIAL WELL DATA

Date/Time of Measurement: 12/20/23 Depth to Water (TOC - ft.): 2.85
 Depth Well Bottom (TOC - ft.): 20.0'

WELL PURGING INFORMATION

Water Temperature (degree C)	pH (S.U.)	Specific Conductivity (µS/cm)	Turbidity (NTUs)	Dissolved Oxygen ug/L (mg/L)	ORP (mV)	DTW (ft TOC)	Time (00:00 - 23:59)	Volume Purged (liters)
13.8	6.99	282.5	544.6	1.90	-64.8	2.85	11:35	0
14.8	6.86	272.0	6.77	0.24	-10.0	2.90	11:44	1800
14.8	6.86	272.6	3.52	0.24	-2.1	2.90	11:47	2400
14.7	6.86	273.3	0.04	0.27	-2.1	2.90	11:50	3000
14.9	6.87	272.8	-1.74	0.26	8.6	2.90	11:53	3600

Total Purged: 3600 Final DTW: 2.90 Total Drawdown: 0.05

Purge Pumping Rate (approx. mL/m): 200 mL/m Approx. Pump/Intake Depth: ~15.0'
 Well Yield: High / Moderate / Low Sampling Technique: low-flow / low-yield
 Purge/Sampling Method: Disposable Bailer / Peristaltic Pump / Bladder Pump / Dedicated / Other =
 Decontamination Method: Alconox / DI Water / DI Water Water Disposal: Storage Tank SS igni down
 Instrument Type & Number: ysc Pro DSS Instrument Calibration Date & Time: valid by Pine

Field Observations/Notes of Sampling Event:

SAMPLING INFORMATION / DATA

Date Sampled: 12/20/23 Time Sampled: 11:53

QA/QC Sample (circle one):	Bottles			Preservative	Destination Laboratory	QA/QC Sample	Analytical Parameters
	(total)	(size)	(type)				
DUP	3	40ml	WVA	HCl	APLX	yes	HVOCs

FIELD TESTING

Cyanide interference testing (if applicable): If color change observed on either test strip contact PM ASAP as sample will require RUSH analysis.
 Color change observed? YES/NO If YES, which strip? - N/A
 All samples were immediately placed into a cooler and packed with ice or "Blue Ice", unless otherwise noted: YES/NO
 Sample Transport (circle one): courier WSP Delivery UPS/Fed Ex/USPS

CERTIFICATION STATEMENT

By signing below, the listed WSP sampler states that the information provided on this page is accurate.
 Sampler (Print): Green Green Sampler Signature: Date Signed: 12/20/23

WSP	WSP USA GROUNDWATER SAMPLING FIELD FORM	Mailwell Job #: <u>3412119101</u>						
Field Personnel: <u>GG/GT</u>		Monitoring Well ID: <u>MW-6</u>						
Weather Conditions: <u>Sunny</u>		Date: <u>12/20/23</u>						
		Approx. Air Temp (F): <u>50°</u>						
WELL CONDITION								
Casing (circle one):	Stainless Steel Carbon Steel <u>(PVC)</u> CPVC Other:	Casing Diameter (in.): <u>2"</u>						
Casing Condition:	<u>(P)</u> / NA / Needs Repairs/Repaired	Lock Condition: <u>(P)</u> / NA / Needs Repairs / Replaced						
Cap Condition:	<u>(P)</u> / NA / Needs Repairs/Repaired	Inner Casing Condition: <u>(P)</u> / NA / Needs Repairs / Replaced						
Paint Condition:	OK / <u>(P)</u> / Needs Repairs/Repaired	Monument Condition: OK / <u>(P)</u> / Needs Repairs / Replaced						
Recommended Well Repairs/Additional Notes: <u>-</u>								
INITIAL WELL DATA								
Date/Time of Measurement: <u>12/20/23</u>		Depth to Water (TOC - ft): <u>9.1</u>						
Depth Well Bottom (TOC - ft): <u>21.4</u>								
WELL PURGING INFORMATION								
Water Temperature (degree C)	pH (S.U.)	Specific Conductivity (uS/cm)	Turbidity (NTUs)	Dissolved Oxygen ug/L (mg/L)	ORP (mV)	DTW (ft TOC)	Time (00:00 - 23:59)	Volume Purged (liters)
<u>12.6</u>	<u>6.58</u>	<u>274.1</u>	<u>65.42</u>	<u>1.44</u>	<u>44.9</u>	<u>9.1</u>	<u>12:20</u>	<u>0</u>
<u>12.6</u>	<u>6.46</u>	<u>275.9</u>	<u>55.11</u>	<u>0.39</u>	<u>38.9</u>	<u>9.0</u>	<u>12:29</u>	<u>1420</u>
<u>12.6</u>	<u>6.47</u>	<u>273.5</u>	<u>78.16</u>	<u>0.37</u>	<u>32.7</u>	<u>9.0</u>	<u>12:32</u>	<u>2120</u>
<u>12.6</u>	<u>6.47</u>	<u>272.4</u>	<u>74.09</u>	<u>0.36</u>	<u>28.8</u>	<u>9.4</u>	<u>12:35</u>	<u>2700</u>
<u>12.6</u>	<u>6.49</u>	<u>300.0</u>	<u>62.37</u>	<u>0.34</u>	<u>11.3</u>	<u>9.4</u>	<u>12:38</u>	<u>3240</u>
Total Purged: <u>3240</u>			Final DTW: <u>9.4</u>	Total Drawdown: <u>0.03</u>				
Purge Pumping Rate (approx. mL/m): <u>180 mL/m</u>			Approx. Pump/Intake Depth: <u>0 - 15.0"</u>					
Well Yield: <u>(High)</u> / Moderate / Low			Sampling Technique: <u>(low-flow)</u> low-yield					
Purge/Sampling Method: Disposable Bailer <u>(Peristaltic Pump)</u> Bladder Pump / Dedicated / Other:								
Decontamination Method: Alconox /DI Water /DI Water			Water Disposal: <u>55 gal drum</u>					
Instrument Type & Number: <u>45E PVO DSS</u>			Instrument Calibration Date & Time: <u>cal'd by PINS</u>					
Field Observations/Notes of Sampling Event: <u>when well cap was opened, strong smell of sulfur (may have been just outside)</u>								
SAMPLING INFORMATION / DATA								
Date Sampled: <u>12/20/23</u>			Time Sampled: <u>12:38</u>					
QA/QC Sample (circle one):			DUP	Lab MS/MSD	Equip Blank	Trip Blank	<u>(None)</u>	
Sample ID	Bottles (total)	(size)	(type)	Preservative	Destination Laboratory	QA/QC Sample	Analytical Parameters	
<u>MW-6-20231220</u>	<u>3</u>	<u>40mL</u>	<u>VOA</u>	<u>HCl</u>	<u>APEX</u>	<u>yes</u>	<u>HVOCs</u>	
FIELD TESTING								
Cyanide interference testing (if applicable): If color change observed on either test strip contact PM ASAP as sample will require RUSH analysis.								
Color change observed? YES/NO If YES, which strip? <u>- N/A</u>								
All samples were immediately placed into a cooler and packed with ice or "Blue Ice", unless otherwise noted: <u>(YES)</u> / NO								
Sample Transport (circle one): courier <u>(WSP Delivery)</u> UPS/Fed Ex/USPS								
CERTIFICATION STATEMENT								
By signing below, the listed WSP sampler states that the information provided on this page is accurate.								
Sampler (Print): <u>GROCE GRONER</u>			Sampler Signature: <u>[Signature]</u>			Date Signed: <u>12/20/23</u>		



WSP USA
GROUNDWATER
SAMPLING FIELD FORM

Mailwell
Job #: 361M119101

Monitoring Well ID: MW-60

Field Personnel: GG/CT

Date: 12/20/23

Weather Conditions: Sunny

Approx. Air Temp (F): 60°F

WELL CONDITION

Casing (circle one): Stainless Steel Carbon Steel PVC CPVC Other: Casing Diameter (in.): 2"
 Casing Condition: OK NA / Needs Repairs/Repaired Lock Condition: OK NA / Needs Repairs / Replaced
 Cap Condition: OK NA / Needs Repairs/Repaired Inner Casing Condition: OK NA / Needs Repairs / Replaced
 Paint Condition: OK NA Needs Repairs/Repaired Monument Condition: OK NA Needs Repairs / Replaced

Recommended Well Repairs/Additional Notes:

INITIAL WELL DATA

Date/Time of Measurement: 12/20/23 Depth to Water (TOC - ft.): 8.1
 Depth Well Bottom (TOC - ft.): 19.20

WELL PURGING INFORMATION

Water Temperature (degree C)	pH (S.U.)	Specific Conductivity (µS/cm)	Turbidity (NTUs)	Dissolved Oxygen (ug/L (mg/L))	ORP (mV)	DTW (ft TOC)	Time (00:00 - 23:59)	Volume Purged (liters)
12.7	6.56	368.7	176.5	1.71	30.1	8.1	12:50	0
13.4	6.52	367.3	566.50	0.50	6.0	8.1	12:59	1530
13.4	6.54	330.5	123.40	0.40	-13.3	8.0	13:02	2040
13.4	6.54	330.1	101.24	0.39	-14.0	8.1	13:05	2550
13.4	6.64	330.2	130.21	0.39	-14.2	8.1	13:08	3060

Total Purged: 3060 Final DTW: 8.1 Total Discharge: 0
 Purge Pumping Rate (approx. mL/m): 170 mL/m Approx. Pump/Intake Depth: -15.0"
 Well Yield: High / Moderate / Low Sampling Technique: low-flow / low-yield
 Purge/Sampling Method: Disposable Bailer / Peristaltic Pump / Bladder Pump / Dedicated / Other =
 Decontamination Method: Alconox /DI Water /DI Water Water Disposal: 55 gal drum
 Instrument Type & Number: YSI Pro DSS Instrument Calibration Date & Location: could by pine

Field Observations/Notes of Sampling Event:

SAMPLING INFORMATION / DATA

Date Sampled: 12/20/23 Time Sampled: 13:08

QA/QC Sample (circle one): DUP Lab MS/MSD Equip Blank Trip Blank None

Sample ID	Bottles			Preservative	Destination Laboratory	QA/QC Sample	Analytical Parameters
	(total)	(size)	(type)				
<u>MW-60-20231220</u>	<u>3</u>	<u>40ML</u>	<u>VQA</u>	<u>HCl</u>	<u>Apex</u>	<u>yes</u>	<u>HUOCS</u>

FIELD TESTING

Cyanide interference testing (if applicable): If color change observed on either test strip contact PM ASAP as sample will require RUSH analysis.
 Color change observed? YES/NO If YES, which strip? - N/A
 All samples were immediately placed into a cooler and packed with ice or "Blue Ice", unless otherwise noted. (YES) NO
 Sample Transport (circle one): courier WSP Delivery UPS/Fed Ex/USPS

CERTIFICATION STATEMENT

By signing below, the listed WSP sampler states that the information provided on this page is accurate.
 Sampler (Print): Gross Grosser Sampler Signature: [Signature] Date Signed: 12/20/23



WSP USA
GROUNDWATER
SAMPLING FIELD FORM

Mailwell
Job #: 361M119101

Field Personnel: GG/CT

Monitoring Well ID: MW-7

Weather Conditions: Sunny

Date: 12/20/23

Approx. Air Temp (F): 45.5

WELL CONDITION

Casing (circle one): Stainless Steel Carbon Steel PVC CPVC Other: _____ Casing Diameter (in.): 2"
 Casing Condition: OK / NA / Needs Repairs/Repaired Lock Condition: OK / NA / Needs Repairs / Replaced
 Cap Condition: OK / NA / Needs Repairs/Repaired Inner Casing Condition: OK / NA / Needs Repairs / Replaced
 Paint Condition: OK / NA / Needs Repairs/Repaired Monument Condition: OK / NA / Needs Repairs / Replaced

Recommended Well Repairs/Additional Notes:

INITIAL WELL DATA

Date/Time of Measurement: 12/20/23 Depth to Water (TOC - ft.): 7.40
 Depth Well Bottom (TOC - ft.): 19.5'

WELL PURGING INFORMATION

Water Temperature (degree C)	pH (S.U.)	Specific Conductivity (µS/cm)	Turbidity (NTUs)	Dissolved Oxygen ug/L (mg/L)	ORP (mV)	DTW (ft TOC)	Time (00:00 - 23:59)	Volume Purged (liters)
<u>14.2</u>	<u>6.34</u>	<u>765</u>	<u>323.88</u>	<u>1.22</u>	<u>-84.6</u>	<u>7.40</u>	<u>10:05</u>	<u>0</u>
<u>16.2</u>	<u>6.27</u>	<u>655</u>	<u>3.98</u>	<u>0.09</u>	<u>-97.8</u>	<u>7.50</u>	<u>10:14</u>	<u>1980</u>
<u>16.4</u>	<u>6.29</u>	<u>655</u>	<u>2.87</u>	<u>0.09</u>	<u>-98.8</u>	<u>7.50</u>	<u>10:17</u>	<u>2640</u>
<u>16.1</u>	<u>6.31</u>	<u>652</u>	<u>-0.24</u>	<u>0.04</u>	<u>-101.3</u>	<u>7.50</u>	<u>10:20</u>	<u>3300</u>
<u>16.2</u>	<u>6.32</u>	<u>649</u>	<u>0.00</u>	<u>0.04</u>	<u>-102.1</u>	<u>7.55</u>	<u>10:23</u>	<u>3960</u>

Total Purged: 3960 ml Final DTW: 7.55 Total Drawdown: 0.15
 Purge Pumping Rate (approx. mL/m): 220 mL/m Approx. Pump/Intake Depth: -15.0'
 Well Yield: High / Moderate / Low Sampling Technique: low-flow / low-yield
 Purge/Sampling Method: Disposable Bailer Peristaltic Pump Bledder Pump / Dedicated / Other = _____
 Decontamination Method: Alconox /DI Water /DI Water Water Disposal: Storage Tank 55 gallon
 Instrument Type & Number: YSI Pro DSS Instrument Calibration Date & Time: cal'd by pink

Field Observations/Notes of Sampling Event: at the store of sampling, water black / very turbid.

SAMPLING INFORMATION / DATA

Date Sampled: 12/20/23 Time Sampled: 10:23

Sample ID	DUP		Lab MS/MSD	Equip Blank	Trip Blank	QA/QC Sample	Analytical Parameters
	(total)	(size) (type)					
<u>MW-7-20231220</u>	<u>3</u>	<u>VVA 40 mL</u>	<u>HCl</u>	<u>APCX</u>	<u>YES</u>	<u>HVOCS</u>	
<u>RPT-MW-7-20231220</u>	<u>↓</u>	<u>↓</u>	<u>none</u>	<u>↓</u>	<u>↓</u>	<u>HCS, Anions, gases</u>	

FIELD TESTING

Cyanide interference testing (if applicable): If color change observed on either test strip contact PM ASAP as sample will require RUSH analysis.

Color change observed? YES/NO If YES, which strip? - N/A
 All samples were immediately placed into a cooler and packed with ice or "Blue Ice", unless otherwise noted (YES/NO)

Sample Transport (circle one): courier WSP Delivery UPS/Fed Ex/USPS

CERTIFICATION STATEMENT

By signing below, the listed WSP sampler states that the information provided on this page is accurate.

Sampler (Print): GRACE GRINER Sampler Signature: [Signature] Date Signed: 12/20/23

15862 SW 72nd Avenue
 Suite 150
 Portland, Oregon
 USA 97224
 Tel (503) 639 6400

DAILY FIELD REPORT



PROJECT NUMBER <i>361M119101</i>	PROJECT NAME <i>Mailwell</i>	PAGE 1 OF 1	PERMIT —
OWNER/CLIENT —	OWNER/CLIENT REPRESENTATIVE —	DATE <i>6/20/24</i>	DAY OF WEEK <i>Thurs</i>
GENERAL CONTRACTOR —	GENERAL CONTRACTOR REPRESENTATIVE —	ARRIVAL TIME <i>08:30</i>	DEPARTURE TIME <i>12:30</i>
GRADING CONTRACTOR —	GRADING CONTRACTOR REPRESENTATIVE —	WEATHER/TEMPERATURE <i>Sunny 70-80</i>	
TYPE OF WORK <i>GW Sampling</i>	SOURCE AND DESCRIPTION OF FILL MATERIAL —		
LOCATION OF WORK <i>Mailwell site</i>	CONTRACTORS EQUIPMENT OBSERVED IN USE —		

CONTRACTOR ACTIVITY, OBSERVATIONS, CONCLUSIONS, RECOMMENDATIONS:

0830 - meet onsite, tailgate meeting
 0845 - Check in @ Americold
 0915 - Sample MW-06
 0950 - Sample MW-05
 1000 - Check out @ Americold
 1028 - Sample MW-01 w/ Dup
 1055 - Sample MW-03
 1125 - Sample MW-04
 1150 - Sample MW-02 w/ split samples to RPI
 1220 - Sample MW-07 w/ split samples to RPI
 1230 - Depart site
 1300 - QC samples @ office.
 1330 - Returned rental equip, shipped samples to RPI, dropped off sample @ A per

FINAL PRELIMINARY A Preliminary report is provided solely as evidence that the field observation was performed. Observations, and/or conclusions, and/or recommendations conveyed in the final report may vary from and shall take precedence over those indicated in a preliminary report. A final report is an instrument of professional service. Any conclusions drawn from this report should be discussed with and evaluated by the professional involved.

ITEMS TO OBSERVE, CHECK, OR TEST DURING NEXT VISIT *N/A*

FIELD REPRESENTATIVE SIGNATURE *[Signature]* REVIEWED BY *CT* DATE *6/20/24*

WSP's professionals are represented on site solely to observe operations of the contractor identified, to form opinions about the adequacy of those operations, and to report those opinions to our client. The presence and activities of our field representative do not relieve any contractor from its obligation to meet contractual requirements. We rely on the contractor to comply with the plans and specifications throughout the duration of the project, irrespective of the presence of our representative. The contractor retains sole responsibility for site safety and the methods, operations, and sequences of construction.



GROUNDWATER SAMPLING FIELD FORM

Site Name: Mariwell
Job #: 361M119101

Monitoring Well ID: MW-01

Field Personnel: CT/GG
Weather Conditions: Sunny

Date: 6/20/24
Approx. Air Temp (F): 70

WELL CONDITION

Casing (circle one): Stainless Steel Carbon Steel PVC CPVC Other: _____ Casing Diameter (in.): 2
Casing Condition: OK NA / Needs Repairs/Repaired Lock Condition: OK NA / Needs Repairs / Replaced
Cap Condition: OK NA / Needs Repairs/Repaired Inner Casing Condition: OK NA / Needs Repairs / Replaced
Paint Condition: OK NA / Needs Repairs/Repaired Monument Condition: OK NA / Needs Repairs / Replaced

Recommended Well Repairs/Additional Notes:

INITIAL WELL DATA

Date/Time of Measurement: 6/20/25 1005 Depth to Water (TOC - ft.): 8.15
Depth Well Bottom (TOC - ft.): 19.9

WELL PURGING INFORMATION

Water Temperature (degree C)	pH (S.U.)	Specific Conductivity (#S/cm) mS/cm	Turbidity (NTUs)	Dissolved Oxygen ug/L mg/L	ORP (mV)	DTW (ft TOC)	Time (00:00 - 23:59)	Volume Purged (liters)
15.6	6.42	0.188	65.13	2.55	74.6	8.55	1008	Cell
15.8	6.33	0.190	47.13	0.97	77.5	8.55	1013	1.1
15.9	6.33	0.199	8.43	0.80	75.6	8.55	1018	2.2
16.0	6.34	0.207	5.65	0.69	78.5	8.55	1023	3.3
16.1	6.36	0.215	4.61	0.57	79.1	8.55	1028	8.6
16.2	6.35	0.214	5.78	0.62	70.7	8.55	1028	4.0

Total Purged: 4.0 Final DTW: 8.55 Total Drawdown: 0

Purge Pumping Rate (approx. mL/m): 220 Approx. Pump/Intake Depth: Screen
Well Yield: High / Moderate / Low Sampling Technique: low-flow / low-yield
Purge/Sampling Method: Disposable Bailor / Peristaltic Pump / Bladder Pump / Dedicated / Other =
Decontamination Method: N/A - Dedicated Water Disposal: Drum on-site
Instrument Type & Number: YSI Pro PSS Instrument Calibration Date & Time: Wed by Pine

Field Observations/Notes of Sampling Event:

SAMPLING INFORMATION / DATA

Date Sampled: 6/20/24 Time Sampled: 1028
QA/QC Sample (circle one): DUP Lab MS/MSD Equip Blank Trip Blank None

Sample ID	Bottles			Preservative	Destination Laboratory	QA/QC Sample	Analytical Parameters
	(total)	(size)	(type)				
<u>MW-01-20240620</u>	<u>3</u>	<u>10</u>	<u>VOA</u>	<u>HCL</u>	<u>Apex</u>	<u>N</u>	<u>HVOCs</u>
<u>Pipt-20240630</u>	<u>3</u>	<u>40</u>	<u>VOA</u>	<u>HCL</u>	<u>Apex</u>	<u>Y</u>	<u>HVOCs</u>

SAMPLE TRANSPORTATION

All samples were immediately placed into a cooler and packed with ice or "Blue Ice" unless otherwise noted: YES / NO
Sample Transport (circle one): Courier WSP Delivery UPS/Fed Ex/USPS

CERTIFICATION STATEMENT

By signing below, the listed WSP sampler states that the information provided on this page is accurate.
Sampler (Print): Carter Thomas Sampler Signature: [Signature] Date Signed: 6/20/24



GROUNDWATER SAMPLING FIELD FORM

Site Name: _____
Job #: _____

Monitoring Well ID: MW-2

Field Personnel: GG/CT

Date: 6/20/24

Weather Conditions: Sunny

Approx. Air Temp (F): 75

WELL CONDITION

Casing (circle one): Stainless Steel Carbon Steel PVC CPVC Other: _____ Casing Diameter (in.): 2"
 Casing Condition: OK / NA / Needs Repairs/Repaired Lock Condition: OK / NA / Needs Repairs / Replaced
 Cap Condition: OK / NA / Needs Repairs/Repaired Inner Casing Condition: OK / NA / Needs Repairs / Replaced
 Paint Condition: OK / NA / Needs Repairs/Repaired Monument Condition: OK / NA / Needs Repairs / Replaced

Recommended Well Repairs/Additional Notes:

INITIAL WELL DATA

Date/Time of Measurement: 6/20/24 1135 Depth to Water (TOC - ft.): 2.45
 Depth Well Bottom (TOC - ft.): 19.8

WELL PURGING INFORMATION

Water Temperature (degree C)	pH (S.U.)	Specific Conductivity (µS/cm)	Turbidity (NTUs)	Dissolved Oxygen (ug/L)	ORP (mV)	DTW (ft TOC)	Time (00:00 - 23:59)	Volume Purged (liters)
18.3	6.65	0.208	575.8	0.85	16.3	2.45	11:35	1000
17.7	6.54	0.208	74.4	0.81	-50.2	2.45	11:45	2250
17.7	6.54	0.207	75.96	0.84	-53.7	2.45	11:52	3000
17.8	6.55	0.207	46.2	0.85	-54.0	2.80	11:58	3750

Total Purged: 5.75 Final DTW: 2.80 Total Drawdown: 0.35

Purge Pumping Rate (approx. mL/m): 250 mL/m Approx. Pump/Intake Depth: Screen
 Well Yield: High / Moderate / Low Sampling Technique: low-flow low-yield
 Purge/Sampling Method: Disposable Bailer / Peristaltic Pump / Bladder Pump / Dedicated / Other = _____
 Decontamination Method: _____ Water Disposal: Down on site
 Instrument Type & Number: YSI ProDSS Instrument Calibration Date & Time: _____

Field Observations/Notes of Sampling Event: Gas very turbid, black on color

SAMPLING INFORMATION / DATA

Date Sampled: 6/20/24 Time Sampled: 1150

QA/QC Sample (circle one): DUP Lab MS/MSD Equip Blank Trip Blank None

Sample ID	Bottles			Preservative	Destination Laboratory	QA/QC Sample	Analytical Parameters
	(total)	(size)	(type)				
<u>MW-02-2024-06-20</u>	<u>3</u>	<u>40ml</u>	<u>WQA</u>	<u>HCl</u>	<u>Apex</u>	<u>YSS</u>	<u>HVOCs</u>
<u>MW-02-2024-06-20</u>	<u>↓</u>	<u>↓</u>	<u>↓</u>	<u>HCl</u>	<u>RPT</u>	<u>↓</u>	<u>VOCs, Zn, Cu, S, g, Pb, Cd</u>
<u>↓</u>	<u>↓</u>	<u>↓</u>	<u>↓</u>	<u>none</u>	<u>↓</u>	<u>↓</u>	<u>↓</u>

SAMPLE TRANSPORTATION

All samples were immediately placed into a cooler and packed with ice or "Blue Ice", unless otherwise noted: YES / NO

Sample Transport (circle one): Courier WSP Delivery UPS/Fed Ex/USPS

CERTIFICATION STATEMENT

By signing below, the listed WSP sampler states that the information provided on this page is accurate.

Sampler (Print): GROCE GRANGER

Sampler Signature: [Signature]

Date Signed: 6/20/24



GROUNDWATER SAMPLING FIELD FORM

Site Name: Milwaukie
Job #: 3001117101

Monitoring Well ID: MW-3

Field Personnel: GG/CT

Date: 6/20/24

Weather Conditions: Sunny

Approx. Air Temp (F): 70

WELL CONDITION

Casing (circle one):	Stainless Steel	Carbon Steel	<u>RVC</u>	CPVC	Other:	Casing Diameter (in.):	<u>2"</u>
Casing Condition:	<u>OK</u>	NA	Needs Repairs/Repaired	Lock Condition:	<u>OK</u>	NA	Needs Repairs / Replaced
Cap Condition:	<u>OK</u>	NA	Needs Repairs/Repaired	Inner Casing Condition:	<u>OK</u>	NA	Needs Repairs / Replaced
Paint Condition:	OK	<u>NA</u>	Needs Repairs/Repaired	Monument Condition:	OK	<u>NA</u>	Needs Repairs / Replaced

Recommended Well Repairs/Additional Notes:

INITIAL WELL DATA

Date/Time of Measurement: 6/20/24 @ 10:40 | Depth to Water (TOC - ft.): 5.95
 Depth Well Bottom (TOC - ft.): 19.6

WELL PURGING INFORMATION

Water Temperature (degree C)	pH (S.U.)	Specific Conductivity (µS/cm)	Turbidity (NTUs)	Dissolved Oxygen (ug/L mg/L)	ORP (mV)	DTW (ft TOC)	Time (00:00 - 23:59)	Volume Purged (liters) <u>ml</u>
<u>18.1</u>	<u>6.68</u>	<u>0.352</u>	<u>102.7</u>	<u>2.88</u>	<u>73.8</u>	<u>5.95</u>	<u>10:40</u>	<u>cell</u>
<u>16.5</u>	<u>6.70</u>	<u>0.336</u>	<u>170.1</u>	<u>0.41</u>	<u>62.0</u>	<u>5.95</u>	<u>10:49</u>	<u>2310</u>
<u>16.5</u>	<u>6.71</u>	<u>0.336</u>	<u>209.0</u>	<u>0.60</u>	<u>61.4</u>	<u>5.95</u>	<u>10:52</u>	<u>3120</u>
<u>16.2</u>	<u>6.71</u>	<u>0.336</u>	<u>170.9</u>	<u>0.72</u>	<u>58.0</u>	<u>5.95</u>	<u>10:55</u>	<u>3700</u>

Total Purged: 3700 ml | Final DTW: 5.95 | Total Drawdown: ∅

Purge Pumping Rate (approx. mL/m): 260 | Approx. Pump/Intake Depth: Screen
 Well Yield: High / Moderate / Low | Sampling Technique: low-flow / low-yield
 Purge/Sampling Method: Disposable Bailer / Peristaltic Pump / Bladder Pump / Dedicated / Other =
 Decontamination Method: N/A - Decontaminated | Water Disposal: Down on Site
 Instrument Type & Number: YSI 610 DSS | Instrument Calibration Date & Time: 6-20-24 by pins

Field Observations/Notes of Sampling Event:

SAMPLING INFORMATION / DATA

Date Sampled: 6/20/24 | Time Sampled: 10:55

Sample ID	DUP			Lab MS/MSD	Equip Blank	Trip Blank <u>(None)</u>	Analytical Parameters
	(total)	(size)	(type)				
<u>MW-03-20240420</u>	<u>3</u>	<u>40ml</u>	<u>VOA</u>	<u>HCl</u>	<u>apex</u>	<u>yes</u>	<u>HNO3</u>

SAMPLE TRANSPORTATION

All samples were immediately placed into a cooler and packed with ice or "Blue Ice", unless otherwise noted: YES / NO
 Sample Transport (circle one): Courier | WSP Delivery | UPS/Fed Ex/USPS

CERTIFICATION STATEMENT

By signing below, the listed WSP sampler states that the information provided on this page is accurate.

Sampler (Print): Grace Grimmer | Sampler Signature: [Signature] | Date Signed: 6/20/24



GROUNDWATER SAMPLING FIELD FORM

Site Name: Ma. Well
Job #: 3GIM119101

Monitoring Well ID: MW-07

Field Personnel: CT/CG

Date: 6/20/24

Weather Conditions: Sunny

Approx. Air Temp (F): 75

WELL CONDITION

Casing (circle one):	<input checked="" type="checkbox"/> Stainless Steel	<input type="checkbox"/> Carbon Steel	<input checked="" type="checkbox"/> PVC	<input type="checkbox"/> CPVC	Other:	Casing Diameter (in.):	<u>2</u>
Casing Condition:	<input checked="" type="checkbox"/> OK	<input type="checkbox"/> NA	<input type="checkbox"/> Needs Repairs/Repaired	Lock Condition:	<input checked="" type="checkbox"/> OK	<input type="checkbox"/> NA	<input type="checkbox"/> Needs Repairs / Replaced
Cap Condition:	<input checked="" type="checkbox"/> OK	<input type="checkbox"/> NA	<input type="checkbox"/> Needs Repairs/Repaired	Inner Casing Condition:	<input checked="" type="checkbox"/> OK	<input type="checkbox"/> NA	<input type="checkbox"/> Needs Repairs / Replaced
Paint Condition:	<input checked="" type="checkbox"/> OK	<input type="checkbox"/> NA	<input type="checkbox"/> Needs Repairs/Repaired	Monument Condition:	<input checked="" type="checkbox"/> OK	<input type="checkbox"/> NA	<input type="checkbox"/> Needs Repairs / Replaced

Recommended Well Repairs/Additional Notes:

INITIAL WELL DATA

Date/Time of Measurement: 6/20/24 1105 Depth to Water (TOC - ft.): 2.95

Depth Well Bottom (TOC - ft.): 19.9

WELL PURGING INFORMATION

Water Temperature (degree C)	pH (S.U.)	Specific Conductivity (µS/cm)	Turbidity (NTUs)	Dissolved Oxygen (ug/L (mg/L))	ORP (mV)	DTW (ft TOC)	Time (00:00 - 23:59)	Volume Purged (liters)
<u>16.6</u>	<u>7.02</u>	<u>0.294</u>	<u>55.13</u>	<u>3.45</u>	<u>62.7</u>	<u>2.95</u>	<u>1105</u>	<u>Cell</u>
<u>16.6</u>	<u>6.84</u>	<u>0.284</u>	<u>13.78</u>	<u>0.37</u>	<u>51.5</u>	<u>2.95</u>	<u>1110</u>	<u>1.25</u>
<u>15.9</u>	<u>6.85</u>	<u>0.290</u>	<u>12.12</u>	<u>0.34</u>	<u>53.0</u>	<u>2.95</u>	<u>1115</u>	<u>2.5</u>
<u>16.0</u>	<u>6.91</u>	<u>0.290</u>	<u>12.11</u>	<u>0.36</u>	<u>40.5</u>	<u>2.95</u>	<u>1120</u>	<u>3.75</u>
<u>16.1</u>	<u>6.83</u>	<u>0.288</u>	<u>13.11</u>	<u>0.32</u>	<u>45.9</u>	<u>2.95</u>	<u>1123</u>	<u>4.5</u>
<u>16.0</u>	<u>6.84</u>	<u>0.288</u>	<u>13.72</u>	<u>0.30</u>	<u>46.8</u>	<u>2.95</u>	<u>1125</u>	<u>5.0</u>

Total Purged: 5.0 Final DTW: 2.95 Total Drawdown: 0

Purge Pumping Rate (approx. mL/m): 250 Approx. Pump/Intake Depth: Screen

Well Yield: High / Moderate / Low Sampling Technique: low-flow / low-yield

Purge/Sampling Method: Disposable Bailer / Peristaltic Pump / Bladder Pump / Dedicated / Other =

Decontamination Method: N/A - Dedicated Water Disposal: Drum on-site

Instrument Type & Number: VSE Pro DSS Instrument Calibration Date & Time: Wed by Pine

Field Observations/Notes of Sampling Event:

SAMPLING INFORMATION / DATA

Date Sampled: 6/20/24 Time Sampled: 1125

QA/QC Sample (circle one): DUP Lab MS/MSD Equip Blank Trip Blank None

Sample ID	Bottles			Preservative	Destination Laboratory	QA/QC Sample	Analytical Parameters
	(total)	(size)	(type)				
<u>MW-07-20240620</u>	<u>3</u>	<u>40</u>	<u>VOA</u>	<u>HCl</u>	<u>APCS</u>	<u>N</u>	<u>HVGS</u>

SAMPLE TRANSPORTATION

All samples were immediately placed into a cooler and packed with ice or "Blue Ice", unless otherwise noted: YES / NO

Sample Transport (circle one): Courier WSP Delivery UPS/Fed Ex/USPS

CERTIFICATION STATEMENT

By signing below, the listed WSP sampler states that the information provided on this page is accurate.

Sampler (Print): Carter Thomas

Sampler Signature: [Signature]

Date Signed: 6/20/24



GROUNDWATER SAMPLING FIELD FORM

Site Name: Maitwell
Job #: 36/M17101

Monitoring Well ID: MW-05

Field Personnel: CT/GG

Date: 6/20/24

Weather Conditions: Sunny

Approx. Air Temp (F): 66

WELL CONDITION

Casing (circle one):	Stainless Steel	Carbon Steel	<u>PVC</u>	CPVC	Other:	Casing Diameter (in.):	<u>2</u>
Casing Condition:	<u>OK</u>	NA	Needs Repairs/Repaired	Lock Condition:	<u>OK</u>	NA	Needs Repairs / Replaced
Cap Condition:	<u>OK</u>	NA	Needs Repairs/Repaired	Inner Casing Condition:	<u>OK</u>	NA	Needs Repairs / Replaced
Paint Condition:	<u>OK</u>	NA	Needs Repairs/Repaired	Monument Condition:	<u>OK</u>	NA	Needs Repairs / Replaced

Recommended Well Repairs/Additional Notes:

INITIAL WELL DATA

Date/Time of Measurement: 0925 Depth to Water (TOC - ft.): 9.65
Depth Well Bottom (TOC - ft.): 7.13

WELL PURGING INFORMATION

Water Temperature (degree C)	pH (S.U.)	Specific Conductivity ($\mu S/cm$)	Turbidity (NTUs)	Dissolved Oxygen (ug/L)	ORP (mV)	DTW (ft TOC)	Time (00:00 - 23:59)	Volume Purged (liters)
<u>12.8</u>	<u>6.25</u>	<u>0.19</u>	<u>105.10</u>	<u>2.40</u>	<u>-6.6</u>	<u>9.55</u>	<u>0930</u>	<u>cell</u>
<u>12.7</u>	<u>6.16</u>	<u>0.186</u>	<u>246.12</u>	<u>1.94</u>	<u>34.0</u>	<u>9.65</u>	<u>0935</u>	<u>1.25</u>
<u>12.9</u>	<u>6.15</u>	<u>0.202</u>	<u>100.12</u>	<u>1.77</u>	<u>51.5</u>	<u>9.99</u>	<u>0940</u>	<u>2.5</u>
<u>13.0</u>	<u>6.35</u>	<u>0.232</u>	<u>129.01</u>	<u>1.71</u>	<u>45.5</u>	<u>10.6</u>	<u>0945</u>	<u>3.75</u>
<u>13.0</u>	<u>6.30</u>	<u>0.246</u>	<u>175.71</u>	<u>1.27</u>	<u>48.7</u>	<u>10.64</u>	<u>0948</u>	<u>4.25</u>
<u>13.0</u>	<u>6.28</u>	<u>0.240</u>	<u>145.39</u>	<u>1.23</u>	<u>50.3</u>	<u>10.68</u>	<u>0950</u>	<u>4.5</u>

Total Purged: 4.5 Final DTW: 10.60 Total Drawdown: 1.13

Purge Pumping Rate (approx. mL/m): 250 Approx. Pump/Intake Depth: screen

Well Yield: High / Moderate / Low Sampling Technique: low-flow low-yield

Purge/Sampling Method: Disposable Bailers / Peristaltic Pump / Bladder Pump / Dedicated / Other =

Decontamination Method: N/A - Dedicated Line Water Disposal: Drum on-site

Instrument Type & Number: YSE Pro DAS Instrument Calibration Date & Time: Wed By Pine

Field Observations/Notes of Sampling Event:

SAMPLING INFORMATION / DATA

Date Sampled: 6/20/24 Time Sampled: 0950

QA/QC Sample (circle one): DUP Lab MS/MSD Equip Blank Trip Blank None

Sample ID	Bottles			Preservative	Destination Laboratory	QA/QC Sample	Analytical Parameters
	(total)	(size)	(type)				
<u>MW-05-20240620</u>	<u>3</u>	<u>VOA</u>	<u>VOA</u>	<u>HGI</u>	<u>Aper</u>	<u>N</u>	<u>HVOCs</u>

SAMPLE TRANSPORTATION

All samples were immediately placed into a cooler and packed with ice or "Blue Ice", unless otherwise noted: YES / NO

Sample Transport (circle one): Courier WSP Delivery UPS/Fed Ex/USPS

CERTIFICATION STATEMENT

By signing below, the listed WSP sampler states that the information provided on this page is accurate.

Sampler (Print): Carter Thomas

Sampler Signature: [Signature]

Date Signed: 6/20/24

	GROUNDWATER SAMPLING FIELD FORM	Site Name: <u>Maitwell</u> Job #: <u>361M19101</u> Monitoring Well ID: <u>MW-06</u>
--	--	---

Field Personnel: <u>CT/GG</u>	Date: <u>6/20/24</u>
Weather Conditions: <u>Sunny</u>	Approx. Air Temp (F): <u>AW-06</u>

WELL CONDITION	
Casing (circle one): Stainless Steel Carbon Steel <u>(PVC)</u> CPVC Other:	Casing Diameter (in.): <u>2</u>
Casing Condition: <u>OK</u> / NA / Needs Repairs/Repaired	Lock Condition: <u>OK</u> / NA / Needs Repairs / Replaced
Cap Condition: <u>OK</u> / NA / Needs Repairs/Repaired	Inner Casing Condition: <u>OK</u> / NA / Needs Repairs / Replaced
Paint Condition: OK / <u>NA</u> / Needs Repairs/Repaired	Monument Condition: OK / <u>NA</u> / Needs Repairs / Replaced

Recommended Well Repairs/Additional Notes:

INITIAL WELL DATA	
Date/Time of Measurement: <u>6/20/24 @ 9:00</u>	Depth to Water (TOC - ft.): <u>8.51</u>
Depth Well Bottom (TOC - ft.): <u>19.4</u>	

WELL PURGING INFORMATION								
Water Temperature (degree C)	pH (S.U.)	Specific Conductivity (µS/cm) <u>at 25°C</u>	Turbidity (NTUs)	Dissolved Oxygen (ug/L) <u>mg/L</u>	ORP (mV)	DTW (ft TOC)	Time (00:00 - 23:59)	Volume Purged (liters) <u>ml</u>
<u>14.4</u>	<u>6.79</u>	<u>0.359</u>	<u>178.3</u>	<u>0.83</u>	<u>-29.8</u>	<u>8.51</u>	<u>9:00</u>	<u>cell</u>
<u>15.0</u>	<u>6.79</u>	<u>0.388</u>	<u>252.2</u>	<u>0.20</u>	<u>-69.6</u>	<u>8.60</u>	<u>9:09</u>	<u>3240</u>
<u>14.9</u>	<u>6.78</u>	<u>0.388</u>	<u>270.4</u>	<u>0.19</u>	<u>-73.2</u>	<u>8.60</u>	<u>9:12</u>	<u>4520</u>
<u>15.0</u>	<u>6.77</u>	<u>0.387</u>	<u>211.5</u>	<u>0.19</u>	<u>-73.9</u>	<u>8.60</u>	<u>9:15</u>	<u>5400</u>

Total Purged: <u>5400</u>	Final DTW: <u>8.6</u>	Total Drawdown: <u>0.09</u>
---------------------------	-----------------------	-----------------------------

Purge Pumping Rate (approx. mL/m): <u>360 ml/m</u>	Approx. Pump/Intake Depth: <u>Screen</u>
Well Yield: <u>High</u> / Moderate / Low	Sampling Technique: <u>low-flow</u> / low-yield
Purge/Sampling Method: Disposable Bailer <u>(Peristaltic Pump)</u> / Bladder Pump / Dedicated / Other =	
Decontamination Method: _____	Water Disposal: <u>65-gal drum</u>
Instrument Type & Number: <u>YSI Pro DSS</u>	Instrument Calibration Date & Time: <u>med by pint</u>

Field Observations/Notes of Sampling Event:

SAMPLING INFORMATION / DATA							
Date Sampled: <u>6/20/24</u>	Time Sampled: <u>9:15</u>						
QA/QC Sample (circle one):	DUP	Lab MS/MSD	Equip Blank	Trip Blank	<u>(None)</u>		
Sample ID	Bottles			Preservative	Destination Laboratory	QA/QC Sample	Analytical Parameters
	(total)	(size)	(type)				
<u>MW-06-20240620</u>	<u>3</u>	<u>40ml</u>	<u>VOA</u>	<u>HCl</u>	<u>Apex</u>	<u>yes</u>	<u>HUOC</u>

SAMPLE TRANSPORTATION	
All samples were immediately placed into a cooler and packed with ice or "Blue Ice", unless otherwise noted: <u>(YES)</u> / NO	
Sample Transport (circle one):	Courier <u>(WSP Delivery)</u> UPS/Fed Ex/USPS

CERTIFICATION STATEMENT	
By signing below, the listed WSP sampler states that the information provided on this page is accurate.	
Sampler (Print): <u>[Signature]</u>	Sampler Signature: <u>Grace Groner</u> Date Signed: <u>6/20/24</u>



GROUNDWATER SAMPLING FIELD FORM

Site Name: Mailwell
Job #: 36M112101

Monitoring Well ID: MW-07

Field Personnel: GT/GS
Weather Conditions: Sunny

Date: 6/20/24
Approx. Air Temp (F): 79

WELL CONDITION

Casing (circle one):	Stainless Steel Carbon Steel <u>PVC</u> CPVC Other:	Casing Diameter (in.): <u>2</u>
Casing Condition:	<u>OK</u> / NA / Needs Repairs/Repaired	Lock Condition: <u>OK</u> / NA / Needs Repairs / Replaced
Cap Condition:	<u>OK</u> / NA / Needs Repairs/Repaired	Inner Casing Condition: <u>OK</u> / NA / Needs Repairs / Replaced
Paint Condition:	<u>OK</u> / NA / Needs Repairs/Repaired	Monument Condition: <u>OK</u> / NA / Needs Repairs / Replaced

Recommended Well Repairs/Additional Notes:

INITIAL WELL DATA

Date/Time of Measurement: 6/20/24 Depth to Water (TOC - ft.): 7.8
Depth Well Bottom (TOC - ft.):

WELL PURGING INFORMATION

Water Temperature (degree C)	pH (S.U.)	Specific Conductivity (μ S/cm) <u>mS/cm</u>	Turbidity (NTUs)	Dissolved Oxygen ug/L <u>mg/L</u>	ORP (mV)	DTW (ft TOC)	Time (00:00 - 23:59)	Volume Purged (liters)
<u>19.1</u>	<u>6.29</u>	<u>0.438</u>	<u>98.31</u>	<u>0.18</u>	<u>-27.2</u>	<u>7.8</u>	<u>1200</u>	<u>0.11</u>
<u>18.5</u>	<u>6.26</u>	<u>0.453</u>	<u>27.08</u>	<u>0.07</u>	<u>-41.1</u>	<u>7.8</u>	<u>1205</u>	<u>1.25</u>
<u>18.6</u>	<u>6.27</u>	<u>0.493</u>	<u>13.20</u>	<u>0.06</u>	<u>-47.5</u>	<u>7.8</u>	<u>1210</u>	<u>7.5</u>
<u>18.6</u>	<u>6.35</u>	<u>0.511</u>	<u>7.01</u>	<u>0.05</u>	<u>-51.5</u>	<u>7.8</u>	<u>1215</u>	<u>3.25</u>
<u>18.9</u>	<u>6.28</u>	<u>0.543</u>	<u>9.14</u>	<u>0.05</u>	<u>-51.2</u>	<u>7.8</u>	<u>1218</u>	<u>4.0</u>
<u>19.2</u>	<u>6.28</u>	<u>0.556</u>	<u>62.41</u>	<u>0.05</u>	<u>-51.7</u>	<u>7.8</u>	<u>1220</u>	<u>4.5</u>

Total Purged: 4.5 Final DTW: 7.8 Total Drawdown: 0
Purge Pumping Rate (approx. mL/m): 250 Approx. Pump/Intake Depth: Screen
Well Yield: High / Moderate / Low Sampling Technique: low-flow / low-yield
Purge/Sampling Method: Disposable Bailer / Peristaltic Pump / Bladder Pump / Dedicated / Other =
Decontamination Method: N/A - Dedicated Water Disposal: Drum Onsite
Instrument Type & Number: YSI Pro PSS Instrument Calibration Date & Time: Red by Pine

Field Observations/Notes of Sampling Event:

SAMPLING INFORMATION / DATA

Date Sampled: 6/20/24 Time Sampled: 1220
QA/QC Sample (circle one): DUP Lab MS/MSD Equip Blank Trip Blank None

Sample ID	Bottles			Preservative	Destination Laboratory	QA/QC Sample	Analytical Parameters
	(total)	(size)	(type)				
<u>MW-07-20240620</u>	<u>3</u>	<u>40</u>	<u>VQA</u>	<u>HCl</u>	<u>APL</u>	<u>N</u>	<u>HVOCs</u>
<u>A</u>	<u>3</u>	<u>40</u>	<u>VQA</u>	<u>HCl</u>	<u>RPI</u>	<u>N</u>	<u>"</u>
<u>"</u>	<u>3</u>	<u>40</u>	<u>VQA</u>	<u>None</u>	<u>RPI</u>	<u>N</u>	<u>"</u>

SAMPLE TRANSPORTATION

All samples were immediately placed into a cooler and packed with ice or "Blue Ice" unless otherwise noted: YES / NO
Sample Transport (circle one): Courier WSP Delivery UPS/Fed Ex/USPS

CERTIFICATION STATEMENT

By signing below, the listed WSP sampler states that the information provided on this page is accurate.
Sampler (Print): Caiter Thomas Sampler Signature: Caiter Thomas Date Signed: 6/20/24

APPENDIX B
LABORATORY
REPORTS
(2023 AND 2024)



ANALYTICAL REPORT

Apex Laboratories, LLC

6700 S.W. Sandburg Street
Tigard, OR 97223
503-718-2323
ORELAP ID: OR100062

Thursday, February 2, 2023

John Kuiper
WSP USA Environment & Infrastructure Inc.
15862 SW 72nd Ave. Suite 150
Portland, OR 97224

RE: A3A0736 - Mailwell - 361M119101

Thank you for using Apex Laboratories. We greatly appreciate your business and strive to provide the highest quality services to the environmental industry.

Enclosed are the results of analyses for work order A3A0736, which was received by the laboratory on 1/20/2023 at 12:45:00PM.

If you have any questions concerning this report or the services we offer, please feel free to contact me by email at: pnerenberg@apex-labs.com, or by phone at 503-718-2323.

Please note: All samples will be disposed of within 30 days of sample receipt, unless prior arrangements have been made.

Cooler Receipt Information

(See Cooler Receipt Form for details)

Default Cooler 4.1 degC

This Final Report is the official version of the data results for this sample submission, unless superseded by a subsequent, labeled amended report.
All other deliverables derived from this data, including Electronic Data Deliverables (EDDs), CLP-like forms, client requested summary sheets, and all other products are considered secondary to this report.



Apex Laboratories

The results in this report apply to the samples analyzed in accordance with the chain of custody document. This analytical report must be reproduced in its entirety.

Philip Nerenberg, Lab Director



ANALYTICAL REPORT

Apex Laboratories, LLC

6700 S.W. Sandburg Street
Tigard, OR 97223
503-718-2323
ORELAP ID: OR100062

WSP USA Environment & Infrastructure Inc. 15862 SW 72nd Ave. Suite 150 Portland, OR 97224	Project: Mailwell Project Number: 361M119101 Project Manager: John Kuiper	Report ID: A3A0736 - 02 02 23 1650
--	--	---

ANALYTICAL REPORT FOR SAMPLES

SAMPLE INFORMATION

Client Sample ID	Laboratory ID	Matrix	Date Sampled	Date Received
MW-3-20230120	A3A0736-01	Water	01/20/23 10:05	01/20/23 12:45
MW-7-20230120	A3A0736-02	Water	01/20/23 10:45	01/20/23 12:45
MW-2-20230120	A3A0736-03	Water	01/20/23 11:20	01/20/23 12:45
Dup	A3A0736-04	Water	01/20/23 00:00	01/20/23 12:45

Apex Laboratories

The results in this report apply to the samples analyzed in accordance with the chain of custody document. This analytical report must be reproduced in its entirety.

Philip Nerenberg, Lab Director



ANALYTICAL REPORT

Apex Laboratories, LLC

6700 S.W. Sandburg Street
Tigard, OR 97223
503-718-2323
ORELAP ID: OR100062

WSP USA Environment & Infrastructure Inc. 15862 SW 72nd Ave. Suite 150 Portland, OR 97224	Project: Mailwell Project Number: 361M119101 Project Manager: John Kuiper	Report ID: A3A0736 - 02 02 23 1650
--	--	---

ANALYTICAL SAMPLE RESULTS

Halogenated Volatile Organic Compounds by EPA 8260D

Analyte	Sample Result	Detection Limit	Reporting Limit	Units	Dilution	Date Analyzed	Method Ref.	Notes
MW-3-20230120 (A3A0736-01)			Matrix: Water			Batch: 23A1084		
Bromobenzene	ND	---	10.0	ug/L	20	01/30/23 20:31	EPA 8260D	
Bromochloromethane	ND	---	20.0	ug/L	20	01/30/23 20:31	EPA 8260D	
Bromodichloromethane	ND	---	20.0	ug/L	20	01/30/23 20:31	EPA 8260D	
Bromoform	ND	---	20.0	ug/L	20	01/30/23 20:31	EPA 8260D	
Bromomethane	ND	---	100	ug/L	20	01/30/23 20:31	EPA 8260D	
Carbon tetrachloride	ND	---	20.0	ug/L	20	01/30/23 20:31	EPA 8260D	
Chlorobenzene	ND	---	10.0	ug/L	20	01/30/23 20:31	EPA 8260D	
Chloroethane	ND	---	100	ug/L	20	01/30/23 20:31	EPA 8260D	
Chloroform	ND	---	20.0	ug/L	20	01/30/23 20:31	EPA 8260D	
Chloromethane	ND	---	100	ug/L	20	01/30/23 20:31	EPA 8260D	
2-Chlorotoluene	ND	---	20.0	ug/L	20	01/30/23 20:31	EPA 8260D	
4-Chlorotoluene	ND	---	20.0	ug/L	20	01/30/23 20:31	EPA 8260D	
Dibromochloromethane	ND	---	20.0	ug/L	20	01/30/23 20:31	EPA 8260D	
1,2-Dibromo-3-chloropropane	ND	---	100	ug/L	20	01/30/23 20:31	EPA 8260D	
1,2-Dibromoethane (EDB)	ND	---	10.0	ug/L	20	01/30/23 20:31	EPA 8260D	
Dibromomethane	ND	---	20.0	ug/L	20	01/30/23 20:31	EPA 8260D	
1,2-Dichlorobenzene	ND	---	10.0	ug/L	20	01/30/23 20:31	EPA 8260D	
1,3-Dichlorobenzene	ND	---	10.0	ug/L	20	01/30/23 20:31	EPA 8260D	
1,4-Dichlorobenzene	ND	---	10.0	ug/L	20	01/30/23 20:31	EPA 8260D	
Dichlorodifluoromethane	ND	---	20.0	ug/L	20	01/30/23 20:31	EPA 8260D	
1,1-Dichloroethane	ND	---	8.00	ug/L	20	01/30/23 20:31	EPA 8260D	
1,2-Dichloroethane (EDC)	ND	---	8.00	ug/L	20	01/30/23 20:31	EPA 8260D	
1,1-Dichloroethene	ND	---	8.00	ug/L	20	01/30/23 20:31	EPA 8260D	
cis-1,2-Dichloroethene	21.2	---	8.00	ug/L	20	01/30/23 20:31	EPA 8260D	
trans-1,2-Dichloroethene	ND	---	8.00	ug/L	20	01/30/23 20:31	EPA 8260D	
1,2-Dichloropropane	ND	---	10.0	ug/L	20	01/30/23 20:31	EPA 8260D	
1,3-Dichloropropane	ND	---	20.0	ug/L	20	01/30/23 20:31	EPA 8260D	
2,2-Dichloropropane	ND	---	20.0	ug/L	20	01/30/23 20:31	EPA 8260D	
1,1-Dichloropropene	ND	---	20.0	ug/L	20	01/30/23 20:31	EPA 8260D	
cis-1,3-Dichloropropene	ND	---	20.0	ug/L	20	01/30/23 20:31	EPA 8260D	
trans-1,3-Dichloropropene	ND	---	20.0	ug/L	20	01/30/23 20:31	EPA 8260D	
Hexachlorobutadiene	ND	---	100	ug/L	20	01/30/23 20:31	EPA 8260D	
Methylene chloride	ND	---	200	ug/L	20	01/30/23 20:31	EPA 8260D	

Apex Laboratories

The results in this report apply to the samples analyzed in accordance with the chain of custody document. This analytical report must be reproduced in its entirety.

Philip Nerenberg, Lab Director



ANALYTICAL REPORT

Apex Laboratories, LLC

6700 S.W. Sandburg Street
Tigard, OR 97223
503-718-2323
ORELAP ID: OR100062

WSP USA Environment & Infrastructure Inc.	Project: Mailwell	
15862 SW 72nd Ave. Suite 150	Project Number: 361M119101	Report ID:
Portland, OR 97224	Project Manager: John Kuiper	A3A0736 - 02 02 23 1650

ANALYTICAL SAMPLE RESULTS

Halogenated Volatile Organic Compounds by EPA 8260D

Analyte	Sample Result	Detection Limit	Reporting Limit	Units	Dilution	Date Analyzed	Method Ref.	Notes
MW-3-20230120 (A3A0736-01)			Matrix: Water			Batch: 23A1084		
1,1,1,2-Tetrachloroethane	ND	---	8.00	ug/L	20	01/30/23 20:31	EPA 8260D	
1,1,2,2-Tetrachloroethane	ND	---	10.0	ug/L	20	01/30/23 20:31	EPA 8260D	
Tetrachloroethene (PCE)	1370	---	8.00	ug/L	20	01/30/23 20:31	EPA 8260D	
1,2,3-Trichlorobenzene	ND	---	40.0	ug/L	20	01/30/23 20:31	EPA 8260D	
1,1,2-Trichloroethane	ND	---	10.0	ug/L	20	01/30/23 20:31	EPA 8260D	
1,2,4-Trichlorobenzene	ND	---	40.0	ug/L	20	01/30/23 20:31	EPA 8260D	
1,1,1-Trichloroethane	ND	---	8.00	ug/L	20	01/30/23 20:31	EPA 8260D	
Trichloroethene (TCE)	46.4	---	8.00	ug/L	20	01/30/23 20:31	EPA 8260D	
Trichlorofluoromethane	ND	---	40.0	ug/L	20	01/30/23 20:31	EPA 8260D	
1,2,3-Trichloropropane	ND	---	20.0	ug/L	20	01/30/23 20:31	EPA 8260D	
Vinyl chloride	ND	---	8.00	ug/L	20	01/30/23 20:31	EPA 8260D	
<i>Surrogate: 1,4-Difluorobenzene (Surr)</i>		<i>Recovery:</i>	<i>104 %</i>	<i>Limits:</i>	<i>80-120 %</i>	<i>1</i>	<i>01/30/23 20:31</i>	<i>EPA 8260D</i>
<i>Toluene-d8 (Surr)</i>			<i>98 %</i>		<i>80-120 %</i>	<i>1</i>	<i>01/30/23 20:31</i>	<i>EPA 8260D</i>
<i>4-Bromofluorobenzene (Surr)</i>			<i>105 %</i>		<i>80-120 %</i>	<i>1</i>	<i>01/30/23 20:31</i>	<i>EPA 8260D</i>

MW-7-20230120 (A3A0736-02)			Matrix: Water			Batch: 23A1084		
Bromobenzene	ND	---	50.0	ug/L	100	01/30/23 21:26	EPA 8260D	
Bromochloromethane	ND	---	100	ug/L	100	01/30/23 21:26	EPA 8260D	
Bromodichloromethane	ND	---	100	ug/L	100	01/30/23 21:26	EPA 8260D	
Bromoform	ND	---	100	ug/L	100	01/30/23 21:26	EPA 8260D	
Bromomethane	ND	---	500	ug/L	100	01/30/23 21:26	EPA 8260D	
Carbon tetrachloride	ND	---	100	ug/L	100	01/30/23 21:26	EPA 8260D	
Chlorobenzene	ND	---	50.0	ug/L	100	01/30/23 21:26	EPA 8260D	
Chloroethane	ND	---	500	ug/L	100	01/30/23 21:26	EPA 8260D	
Chloroform	ND	---	100	ug/L	100	01/30/23 21:26	EPA 8260D	
Chloromethane	ND	---	500	ug/L	100	01/30/23 21:26	EPA 8260D	
2-Chlorotoluene	ND	---	100	ug/L	100	01/30/23 21:26	EPA 8260D	
4-Chlorotoluene	ND	---	100	ug/L	100	01/30/23 21:26	EPA 8260D	
Dibromochloromethane	ND	---	100	ug/L	100	01/30/23 21:26	EPA 8260D	
1,2-Dibromo-3-chloropropane	ND	---	500	ug/L	100	01/30/23 21:26	EPA 8260D	
1,2-Dibromoethane (EDB)	ND	---	50.0	ug/L	100	01/30/23 21:26	EPA 8260D	
Dibromomethane	ND	---	100	ug/L	100	01/30/23 21:26	EPA 8260D	
1,2-Dichlorobenzene	ND	---	50.0	ug/L	100	01/30/23 21:26	EPA 8260D	
1,3-Dichlorobenzene	ND	---	50.0	ug/L	100	01/30/23 21:26	EPA 8260D	

Apex Laboratories

The results in this report apply to the samples analyzed in accordance with the chain of custody document. This analytical report must be reproduced in its entirety.

Philip Nerenberg, Lab Director



ANALYTICAL REPORT

Apex Laboratories, LLC

6700 S.W. Sandburg Street
Tigard, OR 97223
503-718-2323
ORELAP ID: OR100062

WSP USA Environment & Infrastructure Inc. 15862 SW 72nd Ave. Suite 150 Portland, OR 97224	Project: Mailwell Project Number: 361M119101 Project Manager: John Kuiper	Report ID: A3A0736 - 02 02 23 1650
--	--	---

ANALYTICAL SAMPLE RESULTS

Halogenated Volatile Organic Compounds by EPA 8260D

Analyte	Sample Result	Detection Limit	Reporting Limit	Units	Dilution	Date Analyzed	Method Ref.	Notes
MW-7-20230120 (A3A0736-02)			Matrix: Water			Batch: 23A1084		
1,4-Dichlorobenzene	ND	---	50.0	ug/L	100	01/30/23 21:26	EPA 8260D	
Dichlorodifluoromethane	ND	---	100	ug/L	100	01/30/23 21:26	EPA 8260D	
1,1-Dichloroethane	ND	---	40.0	ug/L	100	01/30/23 21:26	EPA 8260D	
1,2-Dichloroethane (EDC)	ND	---	40.0	ug/L	100	01/30/23 21:26	EPA 8260D	
1,1-Dichloroethene	ND	---	40.0	ug/L	100	01/30/23 21:26	EPA 8260D	
cis-1,2-Dichloroethene	ND	---	40.0	ug/L	100	01/30/23 21:26	EPA 8260D	
trans-1,2-Dichloroethene	ND	---	40.0	ug/L	100	01/30/23 21:26	EPA 8260D	
1,2-Dichloropropane	ND	---	50.0	ug/L	100	01/30/23 21:26	EPA 8260D	
1,3-Dichloropropane	ND	---	100	ug/L	100	01/30/23 21:26	EPA 8260D	
2,2-Dichloropropane	ND	---	100	ug/L	100	01/30/23 21:26	EPA 8260D	
1,1-Dichloropropene	ND	---	100	ug/L	100	01/30/23 21:26	EPA 8260D	
cis-1,3-Dichloropropene	ND	---	100	ug/L	100	01/30/23 21:26	EPA 8260D	
trans-1,3-Dichloropropene	ND	---	100	ug/L	100	01/30/23 21:26	EPA 8260D	
Hexachlorobutadiene	ND	---	500	ug/L	100	01/30/23 21:26	EPA 8260D	
Methylene chloride	ND	---	1000	ug/L	100	01/30/23 21:26	EPA 8260D	
1,1,1,2-Tetrachloroethane	ND	---	40.0	ug/L	100	01/30/23 21:26	EPA 8260D	
1,1,2,2-Tetrachloroethane	ND	---	50.0	ug/L	100	01/30/23 21:26	EPA 8260D	
Tetrachloroethene (PCE)	5050	---	40.0	ug/L	100	01/30/23 21:26	EPA 8260D	
1,2,3-Trichlorobenzene	ND	---	200	ug/L	100	01/30/23 21:26	EPA 8260D	
1,1,2-Trichloroethane	ND	---	50.0	ug/L	100	01/30/23 21:26	EPA 8260D	
1,2,4-Trichlorobenzene	ND	---	200	ug/L	100	01/30/23 21:26	EPA 8260D	
1,1,1-Trichloroethane	ND	---	40.0	ug/L	100	01/30/23 21:26	EPA 8260D	
Trichloroethene (TCE)	ND	---	40.0	ug/L	100	01/30/23 21:26	EPA 8260D	
Trichlorofluoromethane	ND	---	200	ug/L	100	01/30/23 21:26	EPA 8260D	
1,2,3-Trichloropropane	ND	---	100	ug/L	100	01/30/23 21:26	EPA 8260D	
Vinyl chloride	ND	---	40.0	ug/L	100	01/30/23 21:26	EPA 8260D	
<i>Surrogate: 1,4-Difluorobenzene (Surr)</i>		<i>Recovery: 105 %</i>		<i>Limits: 80-120 %</i>		<i>1</i>	<i>01/30/23 21:26</i>	<i>EPA 8260D</i>
<i>Toluene-d8 (Surr)</i>		<i>98 %</i>		<i>80-120 %</i>		<i>1</i>	<i>01/30/23 21:26</i>	<i>EPA 8260D</i>
<i>4-Bromofluorobenzene (Surr)</i>		<i>104 %</i>		<i>80-120 %</i>		<i>1</i>	<i>01/30/23 21:26</i>	<i>EPA 8260D</i>

MW-2-20230120 (A3A0736-03)			Matrix: Water			Batch: 23A1084		
Bromobenzene	ND	---	25.0	ug/L	50	01/30/23 21:53	EPA 8260D	
Bromochloromethane	ND	---	50.0	ug/L	50	01/30/23 21:53	EPA 8260D	
Bromodichloromethane	ND	---	50.0	ug/L	50	01/30/23 21:53	EPA 8260D	

Apex Laboratories

The results in this report apply to the samples analyzed in accordance with the chain of custody document. This analytical report must be reproduced in its entirety.

Philip Nerenberg, Lab Director



ANALYTICAL REPORT

Apex Laboratories, LLC

6700 S.W. Sandburg Street
Tigard, OR 97223
503-718-2323
ORELAP ID: OR100062

WSP USA Environment & Infrastructure Inc. 15862 SW 72nd Ave. Suite 150 Portland, OR 97224	Project: Mailwell Project Number: 361M119101 Project Manager: John Kuiper	Report ID: A3A0736 - 02 02 23 1650
--	--	---

ANALYTICAL SAMPLE RESULTS

Halogenated Volatile Organic Compounds by EPA 8260D

Analyte	Sample Result	Detection Limit	Reporting Limit	Units	Dilution	Date Analyzed	Method Ref.	Notes
MW-2-20230120 (A3A0736-03)			Matrix: Water			Batch: 23A1084		
Bromoform	ND	---	50.0	ug/L	50	01/30/23 21:53	EPA 8260D	
Bromomethane	ND	---	250	ug/L	50	01/30/23 21:53	EPA 8260D	
Carbon tetrachloride	ND	---	50.0	ug/L	50	01/30/23 21:53	EPA 8260D	
Chlorobenzene	ND	---	25.0	ug/L	50	01/30/23 21:53	EPA 8260D	
Chloroethane	ND	---	250	ug/L	50	01/30/23 21:53	EPA 8260D	
Chloroform	ND	---	50.0	ug/L	50	01/30/23 21:53	EPA 8260D	
Chloromethane	ND	---	250	ug/L	50	01/30/23 21:53	EPA 8260D	
2-Chlorotoluene	ND	---	50.0	ug/L	50	01/30/23 21:53	EPA 8260D	
4-Chlorotoluene	ND	---	50.0	ug/L	50	01/30/23 21:53	EPA 8260D	
Dibromochloromethane	ND	---	50.0	ug/L	50	01/30/23 21:53	EPA 8260D	
1,2-Dibromo-3-chloropropane	ND	---	250	ug/L	50	01/30/23 21:53	EPA 8260D	
1,2-Dibromoethane (EDB)	ND	---	25.0	ug/L	50	01/30/23 21:53	EPA 8260D	
Dibromomethane	ND	---	50.0	ug/L	50	01/30/23 21:53	EPA 8260D	
1,2-Dichlorobenzene	ND	---	25.0	ug/L	50	01/30/23 21:53	EPA 8260D	
1,3-Dichlorobenzene	ND	---	25.0	ug/L	50	01/30/23 21:53	EPA 8260D	
1,4-Dichlorobenzene	ND	---	25.0	ug/L	50	01/30/23 21:53	EPA 8260D	
Dichlorodifluoromethane	ND	---	50.0	ug/L	50	01/30/23 21:53	EPA 8260D	
1,1-Dichloroethane	ND	---	20.0	ug/L	50	01/30/23 21:53	EPA 8260D	
1,2-Dichloroethane (EDC)	ND	---	20.0	ug/L	50	01/30/23 21:53	EPA 8260D	
1,1-Dichloroethene	ND	---	20.0	ug/L	50	01/30/23 21:53	EPA 8260D	
cis-1,2-Dichloroethene	ND	---	20.0	ug/L	50	01/30/23 21:53	EPA 8260D	
trans-1,2-Dichloroethene	ND	---	20.0	ug/L	50	01/30/23 21:53	EPA 8260D	
1,2-Dichloropropane	ND	---	25.0	ug/L	50	01/30/23 21:53	EPA 8260D	
1,3-Dichloropropane	ND	---	50.0	ug/L	50	01/30/23 21:53	EPA 8260D	
2,2-Dichloropropane	ND	---	50.0	ug/L	50	01/30/23 21:53	EPA 8260D	
1,1-Dichloropropene	ND	---	50.0	ug/L	50	01/30/23 21:53	EPA 8260D	
cis-1,3-Dichloropropene	ND	---	50.0	ug/L	50	01/30/23 21:53	EPA 8260D	
trans-1,3-Dichloropropene	ND	---	50.0	ug/L	50	01/30/23 21:53	EPA 8260D	
Hexachlorobutadiene	ND	---	250	ug/L	50	01/30/23 21:53	EPA 8260D	
Methylene chloride	ND	---	500	ug/L	50	01/30/23 21:53	EPA 8260D	
1,1,1,2-Tetrachloroethane	ND	---	20.0	ug/L	50	01/30/23 21:53	EPA 8260D	
1,1,1,2,2-Tetrachloroethane	ND	---	25.0	ug/L	50	01/30/23 21:53	EPA 8260D	
Tetrachloroethene (PCE)	7230	---	20.0	ug/L	50	01/30/23 21:53	EPA 8260D	

Apex Laboratories

The results in this report apply to the samples analyzed in accordance with the chain of custody document. This analytical report must be reproduced in its entirety.

Philip Nerenberg, Lab Director



ANALYTICAL REPORT

Apex Laboratories, LLC

6700 S.W. Sandburg Street
Tigard, OR 97223
503-718-2323
ORELAP ID: OR100062

WSP USA Environment & Infrastructure Inc.	Project: Mailwell	
15862 SW 72nd Ave. Suite 150	Project Number: 361M119101	Report ID:
Portland, OR 97224	Project Manager: John Kuiper	A3A0736 - 02 02 23 1650

ANALYTICAL SAMPLE RESULTS

Halogenated Volatile Organic Compounds by EPA 8260D

Analyte	Sample Result	Detection Limit	Reporting Limit	Units	Dilution	Date Analyzed	Method Ref.	Notes
MW-2-20230120 (A3A0736-03)			Matrix: Water			Batch: 23A1084		
1,2,3-Trichlorobenzene	ND	---	100	ug/L	50	01/30/23 21:53	EPA 8260D	
1,1,2-Trichloroethane	ND	---	25.0	ug/L	50	01/30/23 21:53	EPA 8260D	
1,2,4-Trichlorobenzene	ND	---	100	ug/L	50	01/30/23 21:53	EPA 8260D	
1,1,1-Trichloroethane	ND	---	20.0	ug/L	50	01/30/23 21:53	EPA 8260D	
Trichloroethene (TCE)	186	---	20.0	ug/L	50	01/30/23 21:53	EPA 8260D	
Trichlorofluoromethane	ND	---	100	ug/L	50	01/30/23 21:53	EPA 8260D	
1,2,3-Trichloropropane	ND	---	50.0	ug/L	50	01/30/23 21:53	EPA 8260D	
Vinyl chloride	ND	---	20.0	ug/L	50	01/30/23 21:53	EPA 8260D	
<i>Surrogate: 1,4-Difluorobenzene (Surr)</i>		<i>Recovery: 105 %</i>		<i>Limits: 80-120 %</i>		<i>1</i>	<i>01/30/23 21:53</i>	<i>EPA 8260D</i>
<i>Toluene-d8 (Surr)</i>		<i>97 %</i>		<i>80-120 %</i>		<i>1</i>	<i>01/30/23 21:53</i>	<i>EPA 8260D</i>
<i>4-Bromofluorobenzene (Surr)</i>		<i>105 %</i>		<i>80-120 %</i>		<i>1</i>	<i>01/30/23 21:53</i>	<i>EPA 8260D</i>

Dup (A3A0736-04)			Matrix: Water			Batch: 23A1084		
Bromobenzene	ND	---	25.0	ug/L	50	01/30/23 22:20	EPA 8260D	
Bromochloromethane	ND	---	50.0	ug/L	50	01/30/23 22:20	EPA 8260D	
Bromodichloromethane	ND	---	50.0	ug/L	50	01/30/23 22:20	EPA 8260D	
Bromoform	ND	---	50.0	ug/L	50	01/30/23 22:20	EPA 8260D	
Bromomethane	ND	---	250	ug/L	50	01/30/23 22:20	EPA 8260D	
Carbon tetrachloride	ND	---	50.0	ug/L	50	01/30/23 22:20	EPA 8260D	
Chlorobenzene	ND	---	25.0	ug/L	50	01/30/23 22:20	EPA 8260D	
Chloroethane	ND	---	250	ug/L	50	01/30/23 22:20	EPA 8260D	
Chloroform	ND	---	50.0	ug/L	50	01/30/23 22:20	EPA 8260D	
Chloromethane	ND	---	250	ug/L	50	01/30/23 22:20	EPA 8260D	
2-Chlorotoluene	ND	---	50.0	ug/L	50	01/30/23 22:20	EPA 8260D	
4-Chlorotoluene	ND	---	50.0	ug/L	50	01/30/23 22:20	EPA 8260D	
Dibromochloromethane	ND	---	50.0	ug/L	50	01/30/23 22:20	EPA 8260D	
1,2-Dibromo-3-chloropropane	ND	---	250	ug/L	50	01/30/23 22:20	EPA 8260D	
1,2-Dibromoethane (EDB)	ND	---	25.0	ug/L	50	01/30/23 22:20	EPA 8260D	
Dibromomethane	ND	---	50.0	ug/L	50	01/30/23 22:20	EPA 8260D	
1,2-Dichlorobenzene	ND	---	25.0	ug/L	50	01/30/23 22:20	EPA 8260D	
1,3-Dichlorobenzene	ND	---	25.0	ug/L	50	01/30/23 22:20	EPA 8260D	
1,4-Dichlorobenzene	ND	---	25.0	ug/L	50	01/30/23 22:20	EPA 8260D	
Dichlorodifluoromethane	ND	---	50.0	ug/L	50	01/30/23 22:20	EPA 8260D	
1,1-Dichloroethane	ND	---	20.0	ug/L	50	01/30/23 22:20	EPA 8260D	

Apex Laboratories

The results in this report apply to the samples analyzed in accordance with the chain of custody document. This analytical report must be reproduced in its entirety.

Philip Nerenberg, Lab Director



ANALYTICAL REPORT

Apex Laboratories, LLC

6700 S.W. Sandburg Street
Tigard, OR 97223
503-718-2323
ORELAP ID: OR100062

WSP USA Environment & Infrastructure Inc. 15862 SW 72nd Ave. Suite 150 Portland, OR 97224	Project: Mailwell Project Number: 361M119101 Project Manager: John Kuiper	Report ID: A3A0736 - 02 02 23 1650
--	--	---

ANALYTICAL SAMPLE RESULTS

Halogenated Volatile Organic Compounds by EPA 8260D

Analyte	Sample Result	Detection Limit	Reporting Limit	Units	Dilution	Date Analyzed	Method Ref.	Notes
Dup (A3A0736-04)			Matrix: Water			Batch: 23A1084		
1,2-Dichloroethane (EDC)	ND	---	20.0	ug/L	50	01/30/23 22:20	EPA 8260D	
1,1-Dichloroethene	ND	---	20.0	ug/L	50	01/30/23 22:20	EPA 8260D	
cis-1,2-Dichloroethene	ND	---	20.0	ug/L	50	01/30/23 22:20	EPA 8260D	
trans-1,2-Dichloroethene	ND	---	20.0	ug/L	50	01/30/23 22:20	EPA 8260D	
1,2-Dichloropropane	ND	---	25.0	ug/L	50	01/30/23 22:20	EPA 8260D	
1,3-Dichloropropane	ND	---	50.0	ug/L	50	01/30/23 22:20	EPA 8260D	
2,2-Dichloropropane	ND	---	50.0	ug/L	50	01/30/23 22:20	EPA 8260D	
1,1-Dichloropropene	ND	---	50.0	ug/L	50	01/30/23 22:20	EPA 8260D	
cis-1,3-Dichloropropene	ND	---	50.0	ug/L	50	01/30/23 22:20	EPA 8260D	
trans-1,3-Dichloropropene	ND	---	50.0	ug/L	50	01/30/23 22:20	EPA 8260D	
Hexachlorobutadiene	ND	---	250	ug/L	50	01/30/23 22:20	EPA 8260D	
Methylene chloride	ND	---	500	ug/L	50	01/30/23 22:20	EPA 8260D	
1,1,1,2-Tetrachloroethane	ND	---	20.0	ug/L	50	01/30/23 22:20	EPA 8260D	
1,1,2,2-Tetrachloroethane	ND	---	25.0	ug/L	50	01/30/23 22:20	EPA 8260D	
Tetrachloroethene (PCE)	7280	---	20.0	ug/L	50	01/30/23 22:20	EPA 8260D	
1,2,3-Trichlorobenzene	ND	---	100	ug/L	50	01/30/23 22:20	EPA 8260D	
1,1,2-Trichloroethane	ND	---	25.0	ug/L	50	01/30/23 22:20	EPA 8260D	
1,2,4-Trichlorobenzene	ND	---	100	ug/L	50	01/30/23 22:20	EPA 8260D	
1,1,1-Trichloroethane	ND	---	20.0	ug/L	50	01/30/23 22:20	EPA 8260D	
Trichloroethene (TCE)	182	---	20.0	ug/L	50	01/30/23 22:20	EPA 8260D	
Trichlorofluoromethane	ND	---	100	ug/L	50	01/30/23 22:20	EPA 8260D	
1,2,3-Trichloropropane	ND	---	50.0	ug/L	50	01/30/23 22:20	EPA 8260D	
Vinyl chloride	ND	---	20.0	ug/L	50	01/30/23 22:20	EPA 8260D	
<i>Surrogate: 1,4-Difluorobenzene (Surr)</i>			<i>Recovery: 105 %</i>	<i>Limits: 80-120 %</i>	<i>1</i>	<i>01/30/23 22:20</i>	<i>EPA 8260D</i>	
<i>Toluene-d8 (Surr)</i>			<i>98 %</i>	<i>80-120 %</i>	<i>1</i>	<i>01/30/23 22:20</i>	<i>EPA 8260D</i>	
<i>4-Bromofluorobenzene (Surr)</i>			<i>107 %</i>	<i>80-120 %</i>	<i>1</i>	<i>01/30/23 22:20</i>	<i>EPA 8260D</i>	

Apex Laboratories

The results in this report apply to the samples analyzed in accordance with the chain of custody document. This analytical report must be reproduced in its entirety.

Philip Nerenberg, Lab Director



ANALYTICAL REPORT

Apex Laboratories, LLC

6700 S.W. Sandburg Street
Tigard, OR 97223
503-718-2323
ORELAP ID: OR100062

WSP USA Environment & Infrastructure Inc.	Project: Mailwell	
15862 SW 72nd Ave. Suite 150	Project Number: 361M119101	Report ID:
Portland, OR 97224	Project Manager: John Kuiper	A3A0736 - 02 02 23 1650

QUALITY CONTROL (QC) SAMPLE RESULTS

Halogenated Volatile Organic Compounds by EPA 8260D

Analyte	Result	Detection Limit	Reporting Limit	Units	Dilution	Spike Amount	Source Result	% REC	% REC Limits	RPD	RPD Limit	Notes
Batch 23A1084 - EPA 5030C						Water						
Blank (23A1084-BLK1)			Prepared: 01/30/23 08:28 Analyzed: 01/30/23 15:57									
EPA 8260D												
Bromobenzene	ND	---	0.500	ug/L	1	---	---	---	---	---	---	
Bromochloromethane	ND	---	1.00	ug/L	1	---	---	---	---	---	---	
Bromodichloromethane	ND	---	1.00	ug/L	1	---	---	---	---	---	---	
Bromoform	ND	---	1.00	ug/L	1	---	---	---	---	---	---	
Bromomethane	ND	---	5.00	ug/L	1	---	---	---	---	---	---	
Carbon tetrachloride	ND	---	1.00	ug/L	1	---	---	---	---	---	---	
Chlorobenzene	ND	---	0.500	ug/L	1	---	---	---	---	---	---	
Chloroethane	ND	---	5.00	ug/L	1	---	---	---	---	---	---	
Chloroform	ND	---	1.00	ug/L	1	---	---	---	---	---	---	
Chloromethane	ND	---	5.00	ug/L	1	---	---	---	---	---	---	
2-Chlorotoluene	ND	---	1.00	ug/L	1	---	---	---	---	---	---	
4-Chlorotoluene	ND	---	1.00	ug/L	1	---	---	---	---	---	---	
Dibromochloromethane	ND	---	1.00	ug/L	1	---	---	---	---	---	---	
1,2-Dibromo-3-chloropropane	ND	---	5.00	ug/L	1	---	---	---	---	---	---	
1,2-Dibromoethane (EDB)	ND	---	0.500	ug/L	1	---	---	---	---	---	---	
Dibromomethane	ND	---	1.00	ug/L	1	---	---	---	---	---	---	
1,2-Dichlorobenzene	ND	---	0.500	ug/L	1	---	---	---	---	---	---	
1,3-Dichlorobenzene	ND	---	0.500	ug/L	1	---	---	---	---	---	---	
1,4-Dichlorobenzene	ND	---	0.500	ug/L	1	---	---	---	---	---	---	
Dichlorodifluoromethane	ND	---	1.00	ug/L	1	---	---	---	---	---	---	
1,1-Dichloroethane	ND	---	0.400	ug/L	1	---	---	---	---	---	---	
1,2-Dichloroethane (EDC)	ND	---	0.400	ug/L	1	---	---	---	---	---	---	
1,1-Dichloroethene	ND	---	0.400	ug/L	1	---	---	---	---	---	---	
cis-1,2-Dichloroethene	ND	---	0.400	ug/L	1	---	---	---	---	---	---	
trans-1,2-Dichloroethene	ND	---	0.400	ug/L	1	---	---	---	---	---	---	
1,2-Dichloropropane	ND	---	0.500	ug/L	1	---	---	---	---	---	---	
1,3-Dichloropropane	ND	---	1.00	ug/L	1	---	---	---	---	---	---	
2,2-Dichloropropane	ND	---	1.00	ug/L	1	---	---	---	---	---	---	
1,1-Dichloropropene	ND	---	1.00	ug/L	1	---	---	---	---	---	---	
cis-1,3-Dichloropropene	ND	---	1.00	ug/L	1	---	---	---	---	---	---	
trans-1,3-Dichloropropene	ND	---	1.00	ug/L	1	---	---	---	---	---	---	
Hexachlorobutadiene	ND	---	5.00	ug/L	1	---	---	---	---	---	---	
Methylene chloride	ND	---	10.0	ug/L	1	---	---	---	---	---	---	

Apex Laboratories

The results in this report apply to the samples analyzed in accordance with the chain of custody document. This analytical report must be reproduced in its entirety.

Philip Nerenberg, Lab Director



ANALYTICAL REPORT

Apex Laboratories, LLC

6700 S.W. Sandburg Street
Tigard, OR 97223
503-718-2323
ORELAP ID: OR100062

WSP USA Environment & Infrastructure Inc. 15862 SW 72nd Ave. Suite 150 Portland, OR 97224	Project: Mailwell Project Number: 361M119101 Project Manager: John Kuiper	Report ID: A3A0736 - 02 02 23 1650
--	--	---

QUALITY CONTROL (QC) SAMPLE RESULTS

Halogenated Volatile Organic Compounds by EPA 8260D

Analyte	Result	Detection Limit	Reporting Limit	Units	Dilution	Spike Amount	Source Result	% REC	% REC Limits	RPD	RPD Limit	Notes
Batch 23A1084 - EPA 5030C												
Water												
Blank (23A1084-BLK1)			Prepared: 01/30/23 08:28 Analyzed: 01/30/23 15:57									
1,1,1,2-Tetrachloroethane	ND	---	0.400	ug/L	1	---	---	---	---	---	---	
1,1,2,2-Tetrachloroethane	ND	---	0.500	ug/L	1	---	---	---	---	---	---	
Tetrachloroethene (PCE)	ND	---	0.400	ug/L	1	---	---	---	---	---	---	
1,2,3-Trichlorobenzene	ND	---	2.00	ug/L	1	---	---	---	---	---	---	
1,1,2-Trichloroethane	ND	---	0.500	ug/L	1	---	---	---	---	---	---	
1,2,4-Trichlorobenzene	ND	---	2.00	ug/L	1	---	---	---	---	---	---	
1,1,1-Trichloroethane	ND	---	0.400	ug/L	1	---	---	---	---	---	---	
Trichloroethene (TCE)	ND	---	0.400	ug/L	1	---	---	---	---	---	---	
Trichlorofluoromethane	ND	---	2.00	ug/L	1	---	---	---	---	---	---	
1,2,3-Trichloropropane	ND	---	1.00	ug/L	1	---	---	---	---	---	---	
Vinyl chloride	ND	---	0.400	ug/L	1	---	---	---	---	---	---	
<i>Surr: 1,4-Difluorobenzene (Surr)</i>		<i>Recovery: 104 %</i>		<i>Limits: 80-120 %</i>		<i>Dilution: 1x</i>						
<i>Toluene-d8 (Surr)</i>		<i>100 %</i>		<i>80-120 %</i>		<i>"</i>						
<i>4-Bromofluorobenzene (Surr)</i>		<i>109 %</i>		<i>80-120 %</i>		<i>"</i>						

LCS (23A1084-BS1)												
Prepared: 01/30/23 08:28 Analyzed: 01/30/23 14:26												
EPA 8260D												
Bromobenzene	18.4	---	0.500	ug/L	1	20.0	---	92	80-120%	---	---	
Bromochloromethane	16.6	---	1.00	ug/L	1	20.0	---	83	80-120%	---	---	
Bromodichloromethane	19.3	---	1.00	ug/L	1	20.0	---	96	80-120%	---	---	
Bromoform	23.6	---	1.00	ug/L	1	20.0	---	118	80-120%	---	---	
Bromomethane	19.2	---	5.00	ug/L	1	20.0	---	96	80-120%	---	---	
Carbon tetrachloride	22.2	---	1.00	ug/L	1	20.0	---	111	80-120%	---	---	
Chlorobenzene	19.7	---	0.500	ug/L	1	20.0	---	98	80-120%	---	---	
Chloroethane	21.1	---	5.00	ug/L	1	20.0	---	106	80-120%	---	---	ICV-01
Chloroform	18.6	---	1.00	ug/L	1	20.0	---	93	80-120%	---	---	
Chloromethane	15.6	---	5.00	ug/L	1	20.0	---	78	80-120%	---	---	Q-55
2-Chlorotoluene	20.4	---	1.00	ug/L	1	20.0	---	102	80-120%	---	---	
4-Chlorotoluene	21.8	---	1.00	ug/L	1	20.0	---	109	80-120%	---	---	
Dibromochloromethane	21.0	---	1.00	ug/L	1	20.0	---	105	80-120%	---	---	
1,2-Dibromo-3-chloropropane	19.0	---	5.00	ug/L	1	20.0	---	95	80-120%	---	---	
1,2-Dibromoethane (EDB)	21.0	---	0.500	ug/L	1	20.0	---	105	80-120%	---	---	
Dibromomethane	19.3	---	1.00	ug/L	1	20.0	---	96	80-120%	---	---	
1,2-Dichlorobenzene	20.8	---	0.500	ug/L	1	20.0	---	104	80-120%	---	---	

Apex Laboratories

The results in this report apply to the samples analyzed in accordance with the chain of custody document. This analytical report must be reproduced in its entirety.

Philip Nerenberg, Lab Director



ANALYTICAL REPORT

Apex Laboratories, LLC

6700 S.W. Sandburg Street
Tigard, OR 97223
503-718-2323
ORELAP ID: OR100062

WSP USA Environment & Infrastructure Inc. 15862 SW 72nd Ave. Suite 150 Portland, OR 97224	Project: Mailwell Project Number: 361M119101 Project Manager: John Kuiper	Report ID: A3A0736 - 02 02 23 1650
--	--	---

QUALITY CONTROL (QC) SAMPLE RESULTS

Halogenated Volatile Organic Compounds by EPA 8260D

Analyte	Result	Detection Limit	Reporting Limit	Units	Dilution	Spike Amount	Source Result	% REC	% REC Limits	RPD	RPD Limit	Notes
Batch 23A1084 - EPA 5030C						Water						
LCS (23A1084-BS1)			Prepared: 01/30/23 08:28 Analyzed: 01/30/23 14:26									
1,3-Dichlorobenzene	21.3	---	0.500	ug/L	1	20.0	---	107	80-120%	---	---	
1,4-Dichlorobenzene	19.3	---	0.500	ug/L	1	20.0	---	97	80-120%	---	---	
Dichlorodifluoromethane	18.9	---	1.00	ug/L	1	20.0	---	95	80-120%	---	---	
1,1-Dichloroethane	17.8	---	0.400	ug/L	1	20.0	---	89	80-120%	---	---	
1,2-Dichloroethane (EDC)	19.4	---	0.400	ug/L	1	20.0	---	97	80-120%	---	---	
1,1-Dichloroethene	18.4	---	0.400	ug/L	1	20.0	---	92	80-120%	---	---	
cis-1,2-Dichloroethene	18.7	---	0.400	ug/L	1	20.0	---	93	80-120%	---	---	
trans-1,2-Dichloroethene	18.4	---	0.400	ug/L	1	20.0	---	92	80-120%	---	---	
1,2-Dichloropropane	17.1	---	0.500	ug/L	1	20.0	---	85	80-120%	---	---	
1,3-Dichloropropane	19.8	---	1.00	ug/L	1	20.0	---	99	80-120%	---	---	
2,2-Dichloropropane	19.4	---	1.00	ug/L	1	20.0	---	97	80-120%	---	---	
1,1-Dichloropropene	22.4	---	1.00	ug/L	1	20.0	---	112	80-120%	---	---	
cis-1,3-Dichloropropene	18.0	---	1.00	ug/L	1	20.0	---	90	80-120%	---	---	
trans-1,3-Dichloropropene	19.6	---	1.00	ug/L	1	20.0	---	98	80-120%	---	---	
Hexachlorobutadiene	21.3	---	5.00	ug/L	1	20.0	---	106	80-120%	---	---	
Methylene chloride	18.0	---	10.0	ug/L	1	20.0	---	90	80-120%	---	---	
1,1,1,2-Tetrachloroethane	22.3	---	0.400	ug/L	1	20.0	---	111	80-120%	---	---	
1,1,2,2-Tetrachloroethane	17.0	---	0.500	ug/L	1	20.0	---	85	80-120%	---	---	
Tetrachloroethene (PCE)	21.2	---	0.400	ug/L	1	20.0	---	106	80-120%	---	---	
1,2,3-Trichlorobenzene	17.9	---	2.00	ug/L	1	20.0	---	90	80-120%	---	---	
1,1,2-Trichloroethane	18.9	---	0.500	ug/L	1	20.0	---	95	80-120%	---	---	
1,2,4-Trichlorobenzene	19.9	---	2.00	ug/L	1	20.0	---	99	80-120%	---	---	
1,1,1-Trichloroethane	21.2	---	0.400	ug/L	1	20.0	---	106	80-120%	---	---	
Trichloroethene (TCE)	18.9	---	0.400	ug/L	1	20.0	---	94	80-120%	---	---	
Trichlorofluoromethane	21.8	---	2.00	ug/L	1	20.0	---	109	80-120%	---	---	
1,2,3-Trichloropropane	19.2	---	1.00	ug/L	1	20.0	---	96	80-120%	---	---	
Vinyl chloride	15.9	---	0.400	ug/L	1	20.0	---	79	80-120%	---	---	Q-55
<i>Surr: 1,4-Difluorobenzene (Surr)</i>		<i>Recovery: 94 %</i>		<i>Limits: 80-120 %</i>		<i>Dilution: 1x</i>						
<i>Toluene-d8 (Surr)</i>		<i>97 %</i>		<i>80-120 %</i>		<i>"</i>						
<i>4-Bromofluorobenzene (Surr)</i>		<i>94 %</i>		<i>80-120 %</i>		<i>"</i>						

Duplicate (23A1084-DUP1)	Prepared: 01/30/23 14:28 Analyzed: 01/30/23 20:58
QC Source Sample: MW-3-20230120 (A3A0736-01)	
EPA 8260D	

Apex Laboratories

The results in this report apply to the samples analyzed in accordance with the chain of custody document. This analytical report must be reproduced in its entirety.

Philip Nerenberg, Lab Director



ANALYTICAL REPORT

Apex Laboratories, LLC

6700 S.W. Sandburg Street
Tigard, OR 97223
503-718-2323
ORELAP ID: OR100062

WSP USA Environment & Infrastructure Inc. 15862 SW 72nd Ave. Suite 150 Portland, OR 97224	Project: Mailwell Project Number: 361M119101 Project Manager: John Kuiper	Report ID: A3A0736 - 02 02 23 1650
--	--	---

QUALITY CONTROL (QC) SAMPLE RESULTS

Halogenated Volatile Organic Compounds by EPA 8260D

Analyte	Result	Detection Limit	Reporting Limit	Units	Dilution	Spike Amount	Source Result	% REC	% REC Limits	RPD	RPD Limit	Notes
Batch 23A1084 - EPA 5030C						Water						
Duplicate (23A1084-DUP1)			Prepared: 01/30/23 14:28 Analyzed: 01/30/23 20:58									
QC Source Sample: MW-3-20230120 (A3A0736-01)												
Bromobenzene	ND	---	10.0	ug/L	20	---	ND	---	---	---	30%	
Bromochloromethane	ND	---	20.0	ug/L	20	---	ND	---	---	---	30%	
Bromodichloromethane	ND	---	20.0	ug/L	20	---	ND	---	---	---	30%	
Bromoform	ND	---	20.0	ug/L	20	---	ND	---	---	---	30%	
Bromomethane	ND	---	100	ug/L	20	---	ND	---	---	---	30%	
Carbon tetrachloride	ND	---	20.0	ug/L	20	---	ND	---	---	---	30%	
Chlorobenzene	ND	---	10.0	ug/L	20	---	ND	---	---	---	30%	
Chloroethane	ND	---	100	ug/L	20	---	ND	---	---	---	30%	
Chloroform	ND	---	20.0	ug/L	20	---	ND	---	---	---	30%	
Chloromethane	ND	---	100	ug/L	20	---	ND	---	---	---	30%	
2-Chlorotoluene	ND	---	20.0	ug/L	20	---	ND	---	---	---	30%	
4-Chlorotoluene	ND	---	20.0	ug/L	20	---	ND	---	---	---	30%	
Dibromochloromethane	ND	---	20.0	ug/L	20	---	ND	---	---	---	30%	
1,2-Dibromo-3-chloropropane	ND	---	100	ug/L	20	---	ND	---	---	---	30%	
1,2-Dibromoethane (EDB)	ND	---	10.0	ug/L	20	---	ND	---	---	---	30%	
Dibromomethane	ND	---	20.0	ug/L	20	---	ND	---	---	---	30%	
1,2-Dichlorobenzene	ND	---	10.0	ug/L	20	---	ND	---	---	---	30%	
1,3-Dichlorobenzene	ND	---	10.0	ug/L	20	---	ND	---	---	---	30%	
1,4-Dichlorobenzene	ND	---	10.0	ug/L	20	---	ND	---	---	---	30%	
Dichlorodifluoromethane	ND	---	20.0	ug/L	20	---	ND	---	---	---	30%	
1,1-Dichloroethane	ND	---	8.00	ug/L	20	---	ND	---	---	---	30%	
1,2-Dichloroethane (EDC)	ND	---	8.00	ug/L	20	---	ND	---	---	---	30%	
1,1-Dichloroethene	ND	---	8.00	ug/L	20	---	ND	---	---	---	30%	
cis-1,2-Dichloroethene	21.0	---	8.00	ug/L	20	---	21.2	---	---	0.9	30%	
trans-1,2-Dichloroethene	ND	---	8.00	ug/L	20	---	ND	---	---	---	30%	
1,2-Dichloropropane	ND	---	10.0	ug/L	20	---	ND	---	---	---	30%	
1,3-Dichloropropane	ND	---	20.0	ug/L	20	---	ND	---	---	---	30%	
2,2-Dichloropropane	ND	---	20.0	ug/L	20	---	ND	---	---	---	30%	
1,1-Dichloropropene	ND	---	20.0	ug/L	20	---	ND	---	---	---	30%	
cis-1,3-Dichloropropene	ND	---	20.0	ug/L	20	---	ND	---	---	---	30%	
trans-1,3-Dichloropropene	ND	---	20.0	ug/L	20	---	ND	---	---	---	30%	
Hexachlorobutadiene	ND	---	100	ug/L	20	---	ND	---	---	---	30%	
Methylene chloride	ND	---	200	ug/L	20	---	ND	---	---	---	30%	

Apex Laboratories

The results in this report apply to the samples analyzed in accordance with the chain of custody document. This analytical report must be reproduced in its entirety.

Philip Nerenberg, Lab Director



ANALYTICAL REPORT

Apex Laboratories, LLC

6700 S.W. Sandburg Street
Tigard, OR 97223
503-718-2323
ORELAP ID: OR100062

WSP USA Environment & Infrastructure Inc. 15862 SW 72nd Ave. Suite 150 Portland, OR 97224	Project: Mailwell Project Number: 361M119101 Project Manager: John Kuiper	Report ID: A3A0736 - 02 02 23 1650
--	--	---

QUALITY CONTROL (QC) SAMPLE RESULTS

Halogenated Volatile Organic Compounds by EPA 8260D

Analyte	Result	Detection Limit	Reporting Limit	Units	Dilution	Spike Amount	Source Result	% REC	% REC Limits	RPD	RPD Limit	Notes
Batch 23A1084 - EPA 5030C						Water						
Duplicate (23A1084-DUP1)			Prepared: 01/30/23 14:28 Analyzed: 01/30/23 20:58									
QC Source Sample: MW-3-20230120 (A3A0736-01)												
1,1,1,2-Tetrachloroethane	ND	---	8.00	ug/L	20	---	ND	---	---	---	30%	
1,1,2,2-Tetrachloroethane	ND	---	10.0	ug/L	20	---	ND	---	---	---	30%	
Tetrachloroethene (PCE)	1310	---	8.00	ug/L	20	---	1370	---	---	4	30%	
1,2,3-Trichlorobenzene	ND	---	40.0	ug/L	20	---	ND	---	---	---	30%	
1,1,2-Trichloroethane	ND	---	10.0	ug/L	20	---	ND	---	---	---	30%	
1,2,4-Trichlorobenzene	ND	---	40.0	ug/L	20	---	ND	---	---	---	30%	
1,1,1-Trichloroethane	ND	---	8.00	ug/L	20	---	ND	---	---	---	30%	
Trichloroethene (TCE)	45.4	---	8.00	ug/L	20	---	46.4	---	---	2	30%	
Trichlorofluoromethane	ND	---	40.0	ug/L	20	---	ND	---	---	---	30%	
1,2,3-Trichloropropane	ND	---	20.0	ug/L	20	---	ND	---	---	---	30%	
Vinyl chloride	ND	---	8.00	ug/L	20	---	ND	---	---	---	30%	
<i>Surr: 1,4-Difluorobenzene (Surr)</i>		<i>Recovery: 104 %</i>		<i>Limits: 80-120 %</i>		<i>Dilution: 1x</i>						
<i>Toluene-d8 (Surr)</i>		<i>97 %</i>		<i>80-120 %</i>		<i>"</i>						
<i>4-Bromofluorobenzene (Surr)</i>		<i>103 %</i>		<i>80-120 %</i>		<i>"</i>						

Duplicate (23A1084-DUP2)			Prepared: 01/30/23 14:28 Analyzed: 01/30/23 22:47									
QC Source Sample: Dup (A3A0736-04)												
Bromobenzene	ND	---	25.0	ug/L	50	---	ND	---	---	---	30%	
Bromochloromethane	ND	---	50.0	ug/L	50	---	ND	---	---	---	30%	
Bromodichloromethane	ND	---	50.0	ug/L	50	---	ND	---	---	---	30%	
Bromoforn	ND	---	50.0	ug/L	50	---	ND	---	---	---	30%	
Bromomethane	ND	---	250	ug/L	50	---	ND	---	---	---	30%	
Carbon tetrachloride	ND	---	50.0	ug/L	50	---	ND	---	---	---	30%	
Chlorobenzene	ND	---	25.0	ug/L	50	---	ND	---	---	---	30%	
Chloroethane	ND	---	250	ug/L	50	---	ND	---	---	---	30%	
Chloroform	ND	---	50.0	ug/L	50	---	ND	---	---	---	30%	
Chloromethane	ND	---	250	ug/L	50	---	ND	---	---	---	30%	
2-Chlorotoluene	ND	---	50.0	ug/L	50	---	ND	---	---	---	30%	
4-Chlorotoluene	ND	---	50.0	ug/L	50	---	ND	---	---	---	30%	
Dibromochloromethane	ND	---	50.0	ug/L	50	---	ND	---	---	---	30%	
1,2-Dibromo-3-chloropropane	ND	---	250	ug/L	50	---	ND	---	---	---	30%	
1,2-Dibromoethane (EDB)	ND	---	25.0	ug/L	50	---	ND	---	---	---	30%	
Dibromomethane	ND	---	50.0	ug/L	50	---	ND	---	---	---	30%	

Apex Laboratories

The results in this report apply to the samples analyzed in accordance with the chain of custody document. This analytical report must be reproduced in its entirety.

Philip Nerenberg, Lab Director



ANALYTICAL REPORT

Apex Laboratories, LLC

6700 S.W. Sandburg Street
Tigard, OR 97223
503-718-2323
ORELAP ID: OR100062

WSP USA Environment & Infrastructure Inc. 15862 SW 72nd Ave. Suite 150 Portland, OR 97224	Project: Mailwell Project Number: 361M119101 Project Manager: John Kuiper	Report ID: A3A0736 - 02 02 23 1650
--	--	---

QUALITY CONTROL (QC) SAMPLE RESULTS

Halogenated Volatile Organic Compounds by EPA 8260D

Analyte	Result	Detection Limit	Reporting Limit	Units	Dilution	Spike Amount	Source Result	% REC	% REC Limits	RPD	RPD Limit	Notes
Batch 23A1084 - EPA 5030C						Water						
Duplicate (23A1084-DUP2)			Prepared: 01/30/23 14:28 Analyzed: 01/30/23 22:47									
QC Source Sample: Dup (A3A0736-04)												
1,2-Dichlorobenzene	ND	---	25.0	ug/L	50	---	ND	---	---	---	30%	
1,3-Dichlorobenzene	ND	---	25.0	ug/L	50	---	ND	---	---	---	30%	
1,4-Dichlorobenzene	ND	---	25.0	ug/L	50	---	ND	---	---	---	30%	
Dichlorodifluoromethane	ND	---	50.0	ug/L	50	---	ND	---	---	---	30%	
1,1-Dichloroethane	ND	---	20.0	ug/L	50	---	ND	---	---	---	30%	
1,2-Dichloroethane (EDC)	ND	---	20.0	ug/L	50	---	ND	---	---	---	30%	
1,1-Dichloroethene	ND	---	20.0	ug/L	50	---	ND	---	---	---	30%	
cis-1,2-Dichloroethene	ND	---	20.0	ug/L	50	---	17.5	---	---	***	30%	
trans-1,2-Dichloroethene	ND	---	20.0	ug/L	50	---	ND	---	---	---	30%	
1,2-Dichloropropane	ND	---	25.0	ug/L	50	---	ND	---	---	---	30%	
1,3-Dichloropropane	ND	---	50.0	ug/L	50	---	ND	---	---	---	30%	
2,2-Dichloropropane	ND	---	50.0	ug/L	50	---	ND	---	---	---	30%	
1,1-Dichloropropene	ND	---	50.0	ug/L	50	---	ND	---	---	---	30%	
cis-1,3-Dichloropropene	ND	---	50.0	ug/L	50	---	ND	---	---	---	30%	
trans-1,3-Dichloropropene	ND	---	50.0	ug/L	50	---	ND	---	---	---	30%	
Hexachlorobutadiene	ND	---	250	ug/L	50	---	ND	---	---	---	30%	
Methylene chloride	ND	---	500	ug/L	50	---	ND	---	---	---	30%	
1,1,1,2-Tetrachloroethane	ND	---	20.0	ug/L	50	---	ND	---	---	---	30%	
1,1,1,2,2-Tetrachloroethane	ND	---	25.0	ug/L	50	---	ND	---	---	---	30%	
Tetrachloroethene (PCE)	7080	---	20.0	ug/L	50	---	7280	---	---	3	30%	
1,2,3-Trichlorobenzene	ND	---	100	ug/L	50	---	ND	---	---	---	30%	
1,1,2-Trichloroethane	ND	---	25.0	ug/L	50	---	ND	---	---	---	30%	
1,2,4-Trichlorobenzene	ND	---	100	ug/L	50	---	ND	---	---	---	30%	
1,1,1-Trichloroethane	ND	---	20.0	ug/L	50	---	ND	---	---	---	30%	
Trichloroethene (TCE)	185	---	20.0	ug/L	50	---	182	---	---	1	30%	
Trichlorofluoromethane	ND	---	100	ug/L	50	---	ND	---	---	---	30%	
1,2,3-Trichloropropane	ND	---	50.0	ug/L	50	---	ND	---	---	---	30%	
Vinyl chloride	ND	---	20.0	ug/L	50	---	ND	---	---	---	30%	
<i>Surr: 1,4-Difluorobenzene (Surr)</i>		<i>Recovery: 107 %</i>		<i>Limits: 80-120 %</i>		<i>Dilution: 1x</i>						
<i>Toluene-d8 (Surr)</i>		<i>96 %</i>		<i>80-120 %</i>		<i>"</i>						
<i>4-Bromofluorobenzene (Surr)</i>		<i>106 %</i>		<i>80-120 %</i>		<i>"</i>						

Matrix Spike (23A1084-MS1)	Prepared: 01/30/23 14:28 Analyzed: 01/30/23 19:10
-----------------------------------	---

Apex Laboratories

The results in this report apply to the samples analyzed in accordance with the chain of custody document. This analytical report must be reproduced in its entirety.

Philip Nerenberg

Philip Nerenberg, Lab Director



ANALYTICAL REPORT

Apex Laboratories, LLC

6700 S.W. Sandburg Street
Tigard, OR 97223
503-718-2323
ORELAP ID: OR100062

WSP USA Environment & Infrastructure Inc.	Project: Mailwell	
15862 SW 72nd Ave. Suite 150	Project Number: 361M119101	Report ID:
Portland, OR 97224	Project Manager: John Kuiper	A3A0736 - 02 02 23 1650

QUALITY CONTROL (QC) SAMPLE RESULTS

Halogenated Volatile Organic Compounds by EPA 8260D

Analyte	Result	Detection Limit	Reporting Limit	Units	Dilution	Spike Amount	Source Result	% REC	% REC Limits	RPD	RPD Limit	Notes
Batch 23A1084 - EPA 5030C						Water						
Matrix Spike (23A1084-MS1)						Prepared: 01/30/23 14:28 Analyzed: 01/30/23 19:10						
QC Source Sample: Non-SDG (A3A0949-02)												
EPA 8260D												
Bromobenzene	18.2	---	0.500	ug/L	1	20.0	ND	91	80-120%	---	---	
Bromochloromethane	16.7	---	1.00	ug/L	1	20.0	ND	83	78-123%	---	---	
Bromodichloromethane	20.4	---	1.00	ug/L	1	20.0	ND	102	79-125%	---	---	
Bromoform	25.6	---	1.00	ug/L	1	20.0	1.47	121	66-130%	---	---	
Bromomethane	17.2	---	5.00	ug/L	1	20.0	ND	86	53-141%	---	---	
Carbon tetrachloride	23.8	---	1.00	ug/L	1	20.0	ND	119	72-136%	---	---	
Chlorobenzene	20.0	---	0.500	ug/L	1	20.0	ND	100	80-120%	---	---	
Chloroethane	22.1	---	5.00	ug/L	1	20.0	ND	110	60-138%	---	---	ICV-01
Chloroform	23.3	---	1.00	ug/L	1	20.0	4.47	94	79-124%	---	---	
Chloromethane	21.1	---	5.00	ug/L	1	20.0	ND	106	50-139%	---	---	Q-54a
2-Chlorotoluene	20.4	---	1.00	ug/L	1	20.0	ND	102	79-122%	---	---	
4-Chlorotoluene	21.5	---	1.00	ug/L	1	20.0	ND	108	78-122%	---	---	
Dibromochloromethane	21.3	---	1.00	ug/L	1	20.0	ND	107	74-126%	---	---	
1,2-Dibromo-3-chloropropane	20.2	---	5.00	ug/L	1	20.0	ND	101	62-128%	---	---	
1,2-Dibromoethane (EDB)	21.3	---	0.500	ug/L	1	20.0	ND	107	77-121%	---	---	
Dibromomethane	20.3	---	1.00	ug/L	1	20.0	ND	102	79-123%	---	---	
1,2-Dichlorobenzene	21.0	---	0.500	ug/L	1	20.0	ND	105	80-120%	---	---	
1,3-Dichlorobenzene	21.7	---	0.500	ug/L	1	20.0	ND	109	80-120%	---	---	
1,4-Dichlorobenzene	19.5	---	0.500	ug/L	1	20.0	ND	98	79-120%	---	---	
Dichlorodifluoromethane	21.4	---	1.00	ug/L	1	20.0	ND	107	32-152%	---	---	
1,1-Dichloroethane	18.7	---	0.400	ug/L	1	20.0	ND	94	77-125%	---	---	
1,2-Dichloroethane (EDC)	19.7	---	0.400	ug/L	1	20.0	ND	98	73-128%	---	---	
1,1-Dichloroethene	19.9	---	0.400	ug/L	1	20.0	ND	100	71-131%	---	---	
cis-1,2-Dichloroethene	18.6	---	0.400	ug/L	1	20.0	ND	93	78-123%	---	---	
trans-1,2-Dichloroethene	21.7	---	0.400	ug/L	1	20.0	ND	108	75-124%	---	---	
1,2-Dichloropropane	18.4	---	0.500	ug/L	1	20.0	ND	92	78-122%	---	---	
1,3-Dichloropropane	19.8	---	1.00	ug/L	1	20.0	ND	99	80-120%	---	---	
2,2-Dichloropropane	23.4	---	1.00	ug/L	1	20.0	ND	117	60-139%	---	---	
1,1-Dichloropropene	25.2	---	1.00	ug/L	1	20.0	ND	126	79-125%	---	---	Q-01
cis-1,3-Dichloropropene	16.2	---	1.00	ug/L	1	20.0	ND	81	75-124%	---	---	
trans-1,3-Dichloropropene	20.1	---	1.00	ug/L	1	20.0	ND	101	73-127%	---	---	
Hexachlorobutadiene	25.0	---	5.00	ug/L	1	20.0	ND	125	66-134%	---	---	

Apex Laboratories

The results in this report apply to the samples analyzed in accordance with the chain of custody document. This analytical report must be reproduced in its entirety.

Philip Nerenberg, Lab Director



ANALYTICAL REPORT

Apex Laboratories, LLC

6700 S.W. Sandburg Street
Tigard, OR 97223
503-718-2323
ORELAP ID: OR100062

WSP USA Environment & Infrastructure Inc. 15862 SW 72nd Ave. Suite 150 Portland, OR 97224	Project: Mailwell Project Number: 361M119101 Project Manager: John Kuiper	Report ID: A3A0736 - 02 02 23 1650
--	--	---

QUALITY CONTROL (QC) SAMPLE RESULTS

Halogenated Volatile Organic Compounds by EPA 8260D

Analyte	Result	Detection Limit	Reporting Limit	Units	Dilution	Spike Amount	Source Result	% REC	% REC Limits	RPD	RPD Limit	Notes
Batch 23A1084 - EPA 5030C						Water						
Matrix Spike (23A1084-MS1)			Prepared: 01/30/23 14:28 Analyzed: 01/30/23 19:10									
QC Source Sample: Non-SDG (A3A0949-02)												
Methylene chloride	18.4	---	10.0	ug/L	1	20.0	ND	92	74-124%	---	---	
1,1,1,2-Tetrachloroethane	21.8	---	0.400	ug/L	1	20.0	ND	109	78-124%	---	---	
1,1,2,2-Tetrachloroethane	17.1	---	0.500	ug/L	1	20.0	ND	86	71-121%	---	---	
Tetrachloroethene (PCE)	22.9	---	0.400	ug/L	1	20.0	ND	115	74-129%	---	---	
1,2,3-Trichlorobenzene	19.5	---	2.00	ug/L	1	20.0	ND	98	69-129%	---	---	
1,1,2-Trichloroethane	19.1	---	0.500	ug/L	1	20.0	ND	96	80-120%	---	---	
1,2,4-Trichlorobenzene	22.7	---	2.00	ug/L	1	20.0	ND	113	69-130%	---	---	
1,1,1-Trichloroethane	22.7	---	0.400	ug/L	1	20.0	ND	114	74-131%	---	---	
Trichloroethene (TCE)	19.6	---	0.400	ug/L	1	20.0	ND	98	79-123%	---	---	
Trichlorofluoromethane	23.8	---	2.00	ug/L	1	20.0	ND	119	65-141%	---	---	
1,2,3-Trichloropropane	18.7	---	1.00	ug/L	1	20.0	ND	94	73-122%	---	---	
Vinyl chloride	17.8	---	0.400	ug/L	1	20.0	ND	89	58-137%	---	---	Q-54
<i>Surr: 1,4-Difluorobenzene (Surr)</i>		<i>Recovery: 94 %</i>		<i>Limits: 80-120 %</i>		<i>Dilution: 1x</i>						
<i>Toluene-d8 (Surr)</i>		<i>94 %</i>		<i>80-120 %</i>		<i>"</i>						
<i>4-Bromofluorobenzene (Surr)</i>		<i>91 %</i>		<i>80-120 %</i>		<i>"</i>						

Apex Laboratories

Philip Nerenberg, Lab Director

The results in this report apply to the samples analyzed in accordance with the chain of custody document. This analytical report must be reproduced in its entirety.



ANALYTICAL REPORT

Apex Laboratories, LLC

6700 S.W. Sandburg Street
Tigard, OR 97223
503-718-2323
ORELAP ID: OR100062

WSP USA Environment & Infrastructure Inc. 15862 SW 72nd Ave. Suite 150 Portland, OR 97224	Project: Mailwell Project Number: 361M119101 Project Manager: John Kuiper	Report ID: A3A0736 - 02 02 23 1650
--	--	---

SAMPLE PREPARATION INFORMATION

Halogenated Volatile Organic Compounds by EPA 8260D

Prep: EPA 5030C					Sample	Default	RL Prep
Lab Number	Matrix	Method	Sampled	Prepared	Initial/Final	Initial/Final	Factor
<u>Batch: 23A1084</u>							
A3A0736-01	Water	EPA 8260D	01/20/23 10:05	01/30/23 14:28	5mL/5mL	5mL/5mL	1.00
A3A0736-02	Water	EPA 8260D	01/20/23 10:45	01/30/23 14:28	5mL/5mL	5mL/5mL	1.00
A3A0736-03	Water	EPA 8260D	01/20/23 11:20	01/30/23 14:28	5mL/5mL	5mL/5mL	1.00
A3A0736-04	Water	EPA 8260D	01/20/23 00:00	01/30/23 14:28	5mL/5mL	5mL/5mL	1.00

Apex Laboratories

Philip Nerenberg, Lab Director

The results in this report apply to the samples analyzed in accordance with the chain of custody document. This analytical report must be reproduced in its entirety.



ANALYTICAL REPORT

Apex Laboratories, LLC

6700 S.W. Sandburg Street
Tigard, OR 97223
503-718-2323
ORELAP ID: OR100062

WSP USA Environment & Infrastructure Inc. 15862 SW 72nd Ave. Suite 150 Portland, OR 97224	Project: Mailwell Project Number: 361M119101 Project Manager: John Kuiper	Report ID: A3A0736 - 02 02 23 1650
--	--	---

QUALIFIER DEFINITIONS

Client Sample and Quality Control (QC) Sample Qualifier Definitions:

Apex Laboratories

- ICV-01** Estimated Result. Initial Calibration Verification (ICV) failed high. There is no effect on non-detect results.
- Q-01** Spike recovery and/or RPD is outside acceptance limits.
- Q-54** Daily Continuing Calibration Verification recovery for this analyte failed the +/-20% criteria listed in EPA method 8260/8270 by -1%. The results are reported as Estimated Values.
- Q-54a** Daily Continuing Calibration Verification recovery for this analyte failed the +/-20% criteria listed in EPA method 8260/8270 by -2%. The results are reported as Estimated Values.
- Q-55** Daily CCV/LCS recovery for this analyte was below the +/-20% criteria listed in EPA 8260, however there is adequate sensitivity to ensure detection at the reporting level.

Apex Laboratories

The results in this report apply to the samples analyzed in accordance with the chain of custody document. This analytical report must be reproduced in its entirety.

Philip Nerenberg, Lab Director



ANALYTICAL REPORT

Apex Laboratories, LLC

6700 S.W. Sandburg Street
Tigard, OR 97223
503-718-2323
ORELAP ID: OR100062

WSP USA Environment & Infrastructure Inc. 15862 SW 72nd Ave. Suite 150 Portland, OR 97224	Project: Mailwell Project Number: 361M119101 Project Manager: John Kuiper	Report ID: A3A0736 - 02 02 23 1650
--	--	---

REPORTING NOTES AND CONVENTIONS:

Abbreviations:

- DET Analyte DETECTED at or above the detection or reporting limit.
- ND Analyte NOT DETECTED at or above the detection or reporting limit.
- NR Result Not Reported
- RPD Relative Percent Difference. RPDs for Matrix Spikes and Matrix Spike Duplicates are based on concentration, not recovery.

Detection Limits: Limit of Detection (LOD)

Limits of Detection (LODs) are normally set at a level of one half the validated Limit of Quantitation (LOQ).
If no value is listed ('-----'), then the data has not been evaluated below the Reporting Limit.

Reporting Limits: Limit of Quantitation (LOQ)

Validated Limits of Quantitation (LOQs) are reported as the Reporting Limits for all analyses where the LOQ, MRL, PQL or CRL are requested. The LOQ represents a level at or above the low point of the calibration curve, that has been validated according to Apex Laboratories' comprehensive LOQ policies and procedures.

Reporting Conventions:

- Basis: Results for soil samples are generally reported on a 100% dry weight basis.
The Result Basis is listed following the units as " dry", " wet", or " " (blank) designation.
- " dry" Sample results and Reporting Limits are reported on a dry weight basis. (i.e. "ug/kg dry")
See Percent Solids section for details of dry weight analysis.
- " wet" Sample results and Reporting Limits for this analysis are normally dry weight corrected, but have not been modified in this case.
- " " Results without 'wet' or 'dry' designation are not normally dry weight corrected. These results are considered 'As Received'.

QC Source:

In cases where there is insufficient sample provided for Sample Duplicates and/or Matrix Spikes, a Lab Control Sample Duplicate (LCS Dup) may be analyzed to demonstrate accuracy and precision of the extraction batch.

Non-Client Batch QC Samples (Duplicates and Matrix Spike/Duplicates) may not be included in this report. Please request a Full QC report if this data is required.

Miscellaneous Notes:

- " --- " QC results are not applicable. For example, % Recoveries for Blanks and Duplicates, % RPD for Blanks, Blank Spikes and Matrix Spikes, etc.
- " *** " Used to indicate a possible discrepancy with the Sample and Sample Duplicate results when the %RPD is not available. In this case, either the Sample or the Sample Duplicate has a reportable result for this analyte, while the other is Non Detect (ND).

Blanks:

Standard practice is to evaluate the results from Blank QC Samples down to a level equal to 1/2 the Reporting Limit (RL).
-For Blank hits falling between 1/2 the RL and the RL (J flagged hits), the associated sample and QC data will receive a 'B-02' qualifier.
-For Blank hits above the RL, the associated sample and QC data will receive a 'B' qualifier, per Apex Laboratories' Blank Policy.
For further details, please request a copy of this document.

Apex Laboratories

The results in this report apply to the samples analyzed in accordance with the chain of custody document. This analytical report must be reproduced in its entirety.

Philip Nerenberg, Lab Director



ANALYTICAL REPORT

Apex Laboratories, LLC

6700 S.W. Sandburg Street
Tigard, OR 97223
503-718-2323
ORELAP ID: OR100062

Table with 3 columns: Client (WSP USA Environment & Infrastructure Inc.), Project (Mailwell), and Report ID (A3A0736 - 02 02 23 1650).

REPORTING NOTES AND CONVENTIONS (Cont.):

Blanks (Cont.):

Sample results flagged with a 'B' or 'B-02' qualifier are potentially biased high if the sample results are less than ten times the level found in the blank for inorganic analyses, or less than five times the level found in the blank for organic analyses.

'B' and 'B-02' qualifications are only applied to sample results detected above the Reporting Level.

Preparation Notes:

Mixed Matrix Samples:

Water Samples:

Water samples containing significant amounts of sediment are decanted or separated prior to extraction, and only the water portion analyzed, unless otherwise directed by the client.

Soil and Sediment Samples:

Soil and Sediment samples containing significant amounts of water are decanted prior to extraction, and only the solid portion analyzed, unless otherwise directed by the client.

Sampling and Preservation Notes:

Certain regulatory programs, such as National Pollutant Discharge Elimination System (NPDES), require that activities such as sample filtration (for dissolved metals, orthophosphate, hexavalent chromium, etc.) and testing of short hold analytes (pH, Dissolved Oxygen, etc.) be performed in the field (on-site) within a short time window. In addition, sample matrix spikes are required for some analyses, and sufficient volume must be provided, and billable site specific QC requested, if this is required. All regulatory permits should be reviewed to ensure that these requirements are being met.

Data users should be aware of which regulations pertain to the samples they submit for testing. If related sample collection activities are not approved for a particular regulatory program, results should be considered estimates. Apex Laboratories will qualify these analytes according to the most stringent requirements, however results for samples that are for non-regulatory purposes may be acceptable.

Samples that have been filtered and preserved at Apex Laboratories per client request are listed in the preparation section of the report with the date and time of filtration listed.

Apex Laboratories maintains detailed records on sample receipt, including client label verification, cooler temperature, sample preservation, hold time compliance and field filtration. Data is qualified as necessary, and the lack of qualification indicates compliance with required parameters.

Apex Laboratories

The results in this report apply to the samples analyzed in accordance with the chain of custody document. This analytical report must be reproduced in its entirety.

Philip Nerenberg (signature)

Philip Nerenberg, Lab Director



ANALYTICAL REPORT

Apex Laboratories, LLC

6700 S.W. Sandburg Street
Tigard, OR 97223
503-718-2323
ORELAP ID: OR100062

Table with 3 columns: Client (WSP USA Environment & Infrastructure Inc.), Project (Mailwell), and Report ID (A3A0736 - 02 02 23 1650).

LABORATORY ACCREDITATION INFORMATION

ORELAP Certification ID: OR100062 (Primary Accreditation) -
EPA ID: OR01039

All methods and analytes reported from work performed at Apex Laboratories are included on Apex Laboratories' ORELAP Scope of Certification, with the exception of any analyte(s) listed below:

Apex Laboratories

Table with 6 columns: Matrix, Analysis, TNI_ID, Analyte, TNI_ID, Accreditation. Content: All reported analytes are included in Apex Laboratories' current ORELAP scope.

Secondary Accreditations

Apex Laboratories also maintains reciprocal accreditation with non-TNI states (Washington DOE), as well as other state specific accreditations not listed here.

Subcontract Laboratory Accreditations

Subcontracted data falls outside of Apex Laboratories' Scope of Accreditation. Please see the Subcontract Laboratory report for full details, or contact your Project Manager for more information.

Field Testing Parameters

Results for Field Tested data are provided by the client or sampler, and fall outside of Apex Laboratories' Scope of Accreditation.

Apex Laboratories

Philip Nerenberg (signature)

The results in this report apply to the samples analyzed in accordance with the chain of custody document. This analytical report must be reproduced in its entirety.

Philip Nerenberg, Lab Director



ANALYTICAL REPORT

Apex Laboratories, LLC

6700 S.W. Sandburg Street
Tigard, OR 97223
503-718-2323
ORELAP ID: OR100062

WSP USA Environment & Infrastructure Inc.
15862 SW 72nd Ave. Suite 150
Portland, OR 97224

Project: **Mailwell**
Project Number: **361M119101**
Project Manager: **John Kuiper**

Report ID:
A3A0736 - 02 02 23 1650

CHAIN OF CUSTODY

Lab # **A3A0736** COC of

APEX LABS
6700 SW Sandburg St., Tigard, OR 97223 Ph: 503-718-2323

Company: **WSP** Project Mgr: **John Kuiper** Project Name: **Mailwell** Project #: **361M119101**

Address: **15862 SW 72nd Ave. #150 Portland, OR 97224** Phone: **503-704-9378** Email: **john.kuiper@wsp.com**

Sampled by: **Grace Granger** or **John Kuiper**

Site Location: _____

State: **OR** County: _____

SAMPLE ID	DATE	TIME	MATRIX	# OF CONTAINERS	NWTPH-CD	NWTPH-Dx	NWTPH-Gx	8260 BTEX	8260 RBDM VOCs	8260 Halo VOCs	8260 VOCs Full List	8270 SIM PAHs	8270 Semi-Vols Full List	8082 PCBs	8081 Pesticides	RCRA Metals (8)	Priority Metals (13) Al, Sb, As, Ba, Be, Cd, Ca, Cr, Co, Cu, Fe, Pb, Hg, Mg, Mn, Mo, Ni, K, Se, Ag, Na, TL, V, Zn, TOTAL DISS, TCLP	TCLP Metals (8)	Hvoc's	Hold Sample	Frozen Archive	
																						ANALYSIS REQUEST
MW-3-20230120	1/20/23	10:05	W	3															X			
MW-4-20230120	1/20/23	10:45	W	3															X			
MW-7-20230120	1/20/23	11:20	W	3															X			
DUP	1/20/23	09:18	W	3															X			

Standard Turn Around Time (TAT) = 40 Business Days

TAT Requested (circle): Standard Other: _____

SPECIAL INSTRUCTIONS: _____

SAMPLES ARE HELD FOR 30 DAYS

RELINQUISHED BY: Signature: <i>[Signature]</i> Printed Name: Grace Granger Company: WSP	Date: 01/20/23 Time: 12:45	RECEIVED BY: Signature: <i>[Signature]</i> Printed Name: John Kuiper Company: Apex	Date: 1/20/23 Time: 12:45
--	---	---	--

Form Y-002 R-00

Apex Laboratories

Philip Nerenberg

Philip Nerenberg, Lab Director

The results in this report apply to the samples analyzed in accordance with the chain of custody document. This analytical report must be reproduced in its entirety.



ANALYTICAL REPORT

Apex Laboratories, LLC

6700 S.W. Sandburg Street
Tigard, OR 97223
503-718-2323
ORELAP ID: OR100062

WSP USA Environment & Infrastructure Inc. 15862 SW 72nd Ave. Suite 150 Portland, OR 97224	Project: Mailwell Project Number: 361M119101 Project Manager: John Kuiper	Report ID: A3A0736 - 02 02 23 1650
--	--	--

APEX LABS COOLER RECEIPT FORM

Client: WSP Element WO#: A3A0736

Project/Project #: Mailwell / 361m119101

Delivery Info:
Date/time received: 1/20/23 @ 1245 By: DJS
Delivered by: Apex Client ESS FedEx UPS Radio Morgan SDS Evergreen Other

Cooler Inspection Date/time inspected: 1/20/23 @ 1246 By: DJS
Chain of Custody included? Yes No
Signed/dated by client? Yes No

	Cooler #1	Cooler #2	Cooler #3	Cooler #4	Cooler #5	Cooler #6	Cooler #7
Temperature (°C)	<u>4.1</u>						
Custody seals? (Y/N)	<u>N</u>						
Received on ice? (Y/N)	<u>Y</u>						
Temp. blanks? (Y/N)	<u>Y</u>						
Ice type: (Gel/Real/Other)	<u>Gel</u>						
Condition (In/Out):	<u>In</u>						

Cooler out of temp? (Y/N) Possible reason why: _____
Green dots applied to out of temperature samples? Yes No
Out of temperature samples form initiated? Yes No
Sample Inspection: Date/time inspected: 1-20-23 @ 1308 By: DJS
All samples intact? Yes No Comments: _____
Bottle labels/COCs agree? Yes No Comments: _____
COC/container discrepancies form initiated? Yes No
Containers/volumes received appropriate for analysis? Yes No Comments: _____
Do VOA vials have visible headspace? Yes No NA DJS 1-20-23
Comments: _____
Water samples: pH checked: Yes No NA pH appropriate? Yes No NA
Comments: _____
Additional information: _____
Labeled by: DJS Witness: RWP Cooler Inspected by: DJS Form Y-003 R-00

Apex Laboratories

The results in this report apply to the samples analyzed in accordance with the chain of custody document. This analytical report must be reproduced in its entirety.

Philip Nerenberg

Philip Nerenberg, Lab Director



ANALYTICAL REPORT

Apex Laboratories, LLC

6700 S.W. Sandburg Street
Tigard, OR 97223
503-718-2323
ORELAP ID: OR100062

Monday, March 20, 2023

John Kuiper
WSP USA Environment & Infrastructure Inc.
15862 SW 72nd Ave. Suite 150
Portland, OR 97224

RE: A3C0148 - Mailwell - 361M119101

Thank you for using Apex Laboratories. We greatly appreciate your business and strive to provide the highest quality services to the environmental industry.

Enclosed are the results of analyses for work order A3C0148, which was received by the laboratory on 3/3/2023 at 1:53:00PM.

If you have any questions concerning this report or the services we offer, please feel free to contact me by email at: pnerenberg@apex-labs.com, or by phone at 503-718-2323.

Please note: All samples will be disposed of within 30 days of sample receipt, unless prior arrangements have been made.

Cooler Receipt Information

(See Cooler Receipt Form for details)

Default Cooler 3.8 degC

This Final Report is the official version of the data results for this sample submission, unless superseded by a subsequent, labeled amended report.

All other deliverables derived from this data, including Electronic Data Deliverables (EDDs), CLP-like forms, client requested summary sheets, and all other products are considered secondary to this report.



Apex Laboratories

The results in this report apply to the samples analyzed in accordance with the chain of custody document. This analytical report must be reproduced in its entirety.

Philip Nerenberg, Lab Director



ANALYTICAL REPORT

Apex Laboratories, LLC

6700 S.W. Sandburg Street
Tigard, OR 97223
503-718-2323
ORELAP ID: OR100062

WSP USA Environment & Infrastructure Inc. 15862 SW 72nd Ave. Suite 150 Portland, OR 97224	Project: Mailwell Project Number: 361M119101 Project Manager: John Kuiper	Report ID: A3C0148 - 03 20 23 1703
--	--	---

ANALYTICAL REPORT FOR SAMPLES

SAMPLE INFORMATION

Client Sample ID	Laboratory ID	Matrix	Date Sampled	Date Received
MW2-20230303	A3C0148-01	Water	03/03/23 12:52	03/03/23 13:53

Apex Laboratories

Philip Nerenberg, Lab Director

The results in this report apply to the samples analyzed in accordance with the chain of custody document. This analytical report must be reproduced in its entirety.



ANALYTICAL REPORT

Apex Laboratories, LLC

6700 S.W. Sandburg Street
Tigard, OR 97223
503-718-2323
ORELAP ID: OR100062

WSP USA Environment & Infrastructure Inc. 15862 SW 72nd Ave. Suite 150 Portland, OR 97224	Project: Mailwell Project Number: 361M119101 Project Manager: John Kuiper	Report ID: A3C0148 - 03 20 23 1703
--	--	---

ANALYTICAL SAMPLE RESULTS

Halogenated Volatile Organic Compounds by EPA 8260D

Analyte	Sample Result	Detection Limit	Reporting Limit	Units	Dilution	Date Analyzed	Method Ref.	Notes
MW2-20230303 (A3C0148-01)			Matrix: Water			Batch: 23C0239		
Bromobenzene	ND	---	25.0	ug/L	50	03/07/23 16:48	EPA 8260D	
Bromochloromethane	ND	---	50.0	ug/L	50	03/07/23 16:48	EPA 8260D	
Bromodichloromethane	ND	---	50.0	ug/L	50	03/07/23 16:48	EPA 8260D	
Bromoform	ND	---	50.0	ug/L	50	03/07/23 16:48	EPA 8260D	
Bromomethane	ND	---	250	ug/L	50	03/07/23 16:48	EPA 8260D	
Carbon tetrachloride	ND	---	50.0	ug/L	50	03/07/23 16:48	EPA 8260D	
Chlorobenzene	ND	---	25.0	ug/L	50	03/07/23 16:48	EPA 8260D	
Chloroethane	ND	---	250	ug/L	50	03/07/23 16:48	EPA 8260D	
Chloroform	ND	---	50.0	ug/L	50	03/07/23 16:48	EPA 8260D	
Chloromethane	ND	---	250	ug/L	50	03/07/23 16:48	EPA 8260D	
2-Chlorotoluene	ND	---	50.0	ug/L	50	03/07/23 16:48	EPA 8260D	
4-Chlorotoluene	ND	---	50.0	ug/L	50	03/07/23 16:48	EPA 8260D	
Dibromochloromethane	ND	---	50.0	ug/L	50	03/07/23 16:48	EPA 8260D	
1,2-Dibromo-3-chloropropane	ND	---	250	ug/L	50	03/07/23 16:48	EPA 8260D	
1,2-Dibromoethane (EDB)	ND	---	25.0	ug/L	50	03/07/23 16:48	EPA 8260D	
Dibromomethane	ND	---	50.0	ug/L	50	03/07/23 16:48	EPA 8260D	
1,2-Dichlorobenzene	ND	---	25.0	ug/L	50	03/07/23 16:48	EPA 8260D	
1,3-Dichlorobenzene	ND	---	25.0	ug/L	50	03/07/23 16:48	EPA 8260D	
1,4-Dichlorobenzene	ND	---	25.0	ug/L	50	03/07/23 16:48	EPA 8260D	
Dichlorodifluoromethane	ND	---	50.0	ug/L	50	03/07/23 16:48	EPA 8260D	
1,1-Dichloroethane	ND	---	20.0	ug/L	50	03/07/23 16:48	EPA 8260D	
1,2-Dichloroethane (EDC)	ND	---	20.0	ug/L	50	03/07/23 16:48	EPA 8260D	
1,1-Dichloroethene	ND	---	20.0	ug/L	50	03/07/23 16:48	EPA 8260D	
cis-1,2-Dichloroethene	38.0	---	20.0	ug/L	50	03/07/23 16:48	EPA 8260D	
trans-1,2-Dichloroethene	ND	---	20.0	ug/L	50	03/07/23 16:48	EPA 8260D	
1,2-Dichloropropane	ND	---	25.0	ug/L	50	03/07/23 16:48	EPA 8260D	
1,3-Dichloropropane	ND	---	50.0	ug/L	50	03/07/23 16:48	EPA 8260D	
2,2-Dichloropropane	ND	---	50.0	ug/L	50	03/07/23 16:48	EPA 8260D	
1,1-Dichloropropene	ND	---	50.0	ug/L	50	03/07/23 16:48	EPA 8260D	
cis-1,3-Dichloropropene	ND	---	50.0	ug/L	50	03/07/23 16:48	EPA 8260D	
trans-1,3-Dichloropropene	ND	---	50.0	ug/L	50	03/07/23 16:48	EPA 8260D	
Hexachlorobutadiene	ND	---	250	ug/L	50	03/07/23 16:48	EPA 8260D	
Methylene chloride	ND	---	500	ug/L	50	03/07/23 16:48	EPA 8260D	

Apex Laboratories

The results in this report apply to the samples analyzed in accordance with the chain of custody document. This analytical report must be reproduced in its entirety.

Philip Nerenberg, Lab Director



ANALYTICAL REPORT

Apex Laboratories, LLC

6700 S.W. Sandburg Street
Tigard, OR 97223
503-718-2323
ORELAP ID: OR100062

WSP USA Environment & Infrastructure Inc. 15862 SW 72nd Ave. Suite 150 Portland, OR 97224	Project: Mailwell Project Number: 361M119101 Project Manager: John Kuiper	Report ID: A3C0148 - 03 20 23 1703
--	--	---

ANALYTICAL SAMPLE RESULTS

Halogenated Volatile Organic Compounds by EPA 8260D

Analyte	Sample Result	Detection Limit	Reporting Limit	Units	Dilution	Date Analyzed	Method Ref.	Notes
MW2-20230303 (A3C0148-01)			Matrix: Water			Batch: 23C0239		
1,1,1,2-Tetrachloroethane	ND	---	20.0	ug/L	50	03/07/23 16:48	EPA 8260D	
1,1,2,2-Tetrachloroethane	ND	---	25.0	ug/L	50	03/07/23 16:48	EPA 8260D	
1,2,3-Trichlorobenzene	ND	---	100	ug/L	50	03/07/23 16:48	EPA 8260D	
1,1,2-Trichloroethane	ND	---	25.0	ug/L	50	03/07/23 16:48	EPA 8260D	
1,2,4-Trichlorobenzene	ND	---	100	ug/L	50	03/07/23 16:48	EPA 8260D	
1,1,1-Trichloroethane	ND	---	20.0	ug/L	50	03/07/23 16:48	EPA 8260D	
Trichloroethene (TCE)	146	---	20.0	ug/L	50	03/07/23 16:48	EPA 8260D	
Trichlorofluoromethane	ND	---	100	ug/L	50	03/07/23 16:48	EPA 8260D	
1,2,3-Trichloropropane	ND	---	50.0	ug/L	50	03/07/23 16:48	EPA 8260D	
Vinyl chloride	ND	---	20.0	ug/L	50	03/07/23 16:48	EPA 8260D	
<i>Surrogate: 1,4-Difluorobenzene (Surr)</i>		<i>Recovery: 107 %</i>		<i>Limits: 80-120 %</i>		<i>1</i>	<i>03/07/23 16:48</i>	<i>EPA 8260D</i>
<i>Toluene-d8 (Surr)</i>		<i>99 %</i>		<i>80-120 %</i>		<i>1</i>	<i>03/07/23 16:48</i>	<i>EPA 8260D</i>
<i>4-Bromofluorobenzene (Surr)</i>		<i>102 %</i>		<i>80-120 %</i>		<i>1</i>	<i>03/07/23 16:48</i>	<i>EPA 8260D</i>
MW2-20230303 (A3C0148-01RE1)			Matrix: Water			Batch: 23C0288		
Tetrachloroethene (PCE)	14700	---	200	ug/L	500	03/08/23 15:31	EPA 8260D	
<i>Surrogate: 1,4-Difluorobenzene (Surr)</i>		<i>Recovery: 97 %</i>		<i>Limits: 80-120 %</i>		<i>1</i>	<i>03/08/23 15:31</i>	<i>EPA 8260D</i>
<i>Toluene-d8 (Surr)</i>		<i>104 %</i>		<i>80-120 %</i>		<i>1</i>	<i>03/08/23 15:31</i>	<i>EPA 8260D</i>
<i>4-Bromofluorobenzene (Surr)</i>		<i>100 %</i>		<i>80-120 %</i>		<i>1</i>	<i>03/08/23 15:31</i>	<i>EPA 8260D</i>

Apex Laboratories

Philip Nerenberg, Lab Director

The results in this report apply to the samples analyzed in accordance with the chain of custody document. This analytical report must be reproduced in its entirety.



ANALYTICAL REPORT

Apex Laboratories, LLC

6700 S.W. Sandburg Street
Tigard, OR 97223
503-718-2323
ORELAP ID: OR100062

WSP USA Environment & Infrastructure Inc.	Project: Mailwell	
15862 SW 72nd Ave. Suite 150	Project Number: 361M119101	Report ID:
Portland, OR 97224	Project Manager: John Kuiper	A3C0148 - 03 20 23 1703

QUALITY CONTROL (QC) SAMPLE RESULTS

Halogenated Volatile Organic Compounds by EPA 8260D

Analyte	Result	Detection Limit	Reporting Limit	Units	Dilution	Spike Amount	Source Result	% REC	% REC Limits	RPD	RPD Limit	Notes
Batch 23C0239 - EPA 5030C						Water						
Blank (23C0239-BLK1)			Prepared: 03/07/23 08:00 Analyzed: 03/07/23 11:49									
EPA 8260D												
Bromobenzene	ND	---	0.500	ug/L	1	---	---	---	---	---	---	
Bromochloromethane	ND	---	1.00	ug/L	1	---	---	---	---	---	---	
Bromodichloromethane	ND	---	1.00	ug/L	1	---	---	---	---	---	---	
Bromoform	ND	---	1.00	ug/L	1	---	---	---	---	---	---	
Bromomethane	ND	---	5.00	ug/L	1	---	---	---	---	---	---	
Carbon tetrachloride	ND	---	1.00	ug/L	1	---	---	---	---	---	---	
Chlorobenzene	ND	---	0.500	ug/L	1	---	---	---	---	---	---	
Chloroethane	ND	---	5.00	ug/L	1	---	---	---	---	---	---	
Chloroform	ND	---	1.00	ug/L	1	---	---	---	---	---	---	
Chloromethane	ND	---	5.00	ug/L	1	---	---	---	---	---	---	
2-Chlorotoluene	ND	---	1.00	ug/L	1	---	---	---	---	---	---	
4-Chlorotoluene	ND	---	1.00	ug/L	1	---	---	---	---	---	---	
Dibromochloromethane	ND	---	1.00	ug/L	1	---	---	---	---	---	---	
1,2-Dibromo-3-chloropropane	ND	---	5.00	ug/L	1	---	---	---	---	---	---	
1,2-Dibromoethane (EDB)	ND	---	0.500	ug/L	1	---	---	---	---	---	---	
Dibromomethane	ND	---	1.00	ug/L	1	---	---	---	---	---	---	
1,2-Dichlorobenzene	ND	---	0.500	ug/L	1	---	---	---	---	---	---	
1,3-Dichlorobenzene	ND	---	0.500	ug/L	1	---	---	---	---	---	---	
1,4-Dichlorobenzene	ND	---	0.500	ug/L	1	---	---	---	---	---	---	
Dichlorodifluoromethane	ND	---	1.00	ug/L	1	---	---	---	---	---	---	
1,1-Dichloroethane	ND	---	0.400	ug/L	1	---	---	---	---	---	---	
1,2-Dichloroethane (EDC)	ND	---	0.400	ug/L	1	---	---	---	---	---	---	
1,1-Dichloroethene	ND	---	0.400	ug/L	1	---	---	---	---	---	---	
cis-1,2-Dichloroethene	ND	---	0.400	ug/L	1	---	---	---	---	---	---	
trans-1,2-Dichloroethene	ND	---	0.400	ug/L	1	---	---	---	---	---	---	
1,2-Dichloropropane	ND	---	0.500	ug/L	1	---	---	---	---	---	---	
1,3-Dichloropropane	ND	---	1.00	ug/L	1	---	---	---	---	---	---	
2,2-Dichloropropane	ND	---	1.00	ug/L	1	---	---	---	---	---	---	
1,1-Dichloropropene	ND	---	1.00	ug/L	1	---	---	---	---	---	---	
cis-1,3-Dichloropropene	ND	---	1.00	ug/L	1	---	---	---	---	---	---	
trans-1,3-Dichloropropene	ND	---	1.00	ug/L	1	---	---	---	---	---	---	
Hexachlorobutadiene	ND	---	5.00	ug/L	1	---	---	---	---	---	---	
Methylene chloride	ND	---	10.0	ug/L	1	---	---	---	---	---	---	

Apex Laboratories

The results in this report apply to the samples analyzed in accordance with the chain of custody document. This analytical report must be reproduced in its entirety.

Philip Nerenberg, Lab Director



ANALYTICAL REPORT

Apex Laboratories, LLC

6700 S.W. Sandburg Street
Tigard, OR 97223
503-718-2323
ORELAP ID: OR100062

WSP USA Environment & Infrastructure Inc. 15862 SW 72nd Ave. Suite 150 Portland, OR 97224	Project: Mailwell Project Number: 361M119101 Project Manager: John Kuiper	Report ID: A3C0148 - 03 20 23 1703
--	--	---

QUALITY CONTROL (QC) SAMPLE RESULTS

Halogenated Volatile Organic Compounds by EPA 8260D

Analyte	Result	Detection Limit	Reporting Limit	Units	Dilution	Spike Amount	Source Result	% REC	% REC Limits	RPD	RPD Limit	Notes
Batch 23C0239 - EPA 5030C												
Water												
Blank (23C0239-BLK1)			Prepared: 03/07/23 08:00			Analyzed: 03/07/23 11:49						
1,1,1,2-Tetrachloroethane	ND	---	0.400	ug/L	1	---	---	---	---	---	---	
1,1,2,2-Tetrachloroethane	ND	---	0.500	ug/L	1	---	---	---	---	---	---	
Tetrachloroethene (PCE)	ND	---	0.400	ug/L	1	---	---	---	---	---	---	
1,2,3-Trichlorobenzene	ND	---	2.00	ug/L	1	---	---	---	---	---	---	
1,1,2-Trichloroethane	ND	---	0.500	ug/L	1	---	---	---	---	---	---	
1,2,4-Trichlorobenzene	ND	---	2.00	ug/L	1	---	---	---	---	---	---	
1,1,1-Trichloroethane	ND	---	0.400	ug/L	1	---	---	---	---	---	---	
Trichloroethene (TCE)	ND	---	0.400	ug/L	1	---	---	---	---	---	---	
Trichlorofluoromethane	ND	---	2.00	ug/L	1	---	---	---	---	---	---	
1,2,3-Trichloropropane	ND	---	1.00	ug/L	1	---	---	---	---	---	---	
Vinyl chloride	ND	---	0.400	ug/L	1	---	---	---	---	---	---	
<i>Surr: 1,4-Difluorobenzene (Surr)</i>		<i>Recovery: 107 %</i>		<i>Limits: 80-120 %</i>		<i>Dilution: 1x</i>						
<i>Toluene-d8 (Surr)</i>		<i>102 %</i>		<i>80-120 %</i>		<i>"</i>						
<i>4-Bromofluorobenzene (Surr)</i>		<i>104 %</i>		<i>80-120 %</i>		<i>"</i>						

LCS (23C0239-BS1)												
Prepared: 03/07/23 08:00 Analyzed: 03/07/23 10:55												
EPA 8260D												
Bromobenzene	16.2	---	0.500	ug/L	1	20.0	---	81	80-120%	---	---	
Bromochloromethane	19.2	---	1.00	ug/L	1	20.0	---	96	80-120%	---	---	
Bromodichloromethane	20.6	---	1.00	ug/L	1	20.0	---	103	80-120%	---	---	
Bromoform	18.7	---	1.00	ug/L	1	20.0	---	93	80-120%	---	---	
Bromomethane	23.8	---	5.00	ug/L	1	20.0	---	119	80-120%	---	---	
Carbon tetrachloride	18.6	---	1.00	ug/L	1	20.0	---	93	80-120%	---	---	
Chlorobenzene	18.2	---	0.500	ug/L	1	20.0	---	91	80-120%	---	---	
Chloroethane	20.1	---	5.00	ug/L	1	20.0	---	100	80-120%	---	---	ICV-01
Chloroform	19.0	---	1.00	ug/L	1	20.0	---	95	80-120%	---	---	
Chloromethane	17.4	---	5.00	ug/L	1	20.0	---	87	80-120%	---	---	
2-Chlorotoluene	16.5	---	1.00	ug/L	1	20.0	---	83	80-120%	---	---	
4-Chlorotoluene	17.3	---	1.00	ug/L	1	20.0	---	86	80-120%	---	---	
Dibromochloromethane	18.8	---	1.00	ug/L	1	20.0	---	94	80-120%	---	---	
1,2-Dibromo-3-chloropropane	18.2	---	5.00	ug/L	1	20.0	---	91	80-120%	---	---	
1,2-Dibromoethane (EDB)	19.7	---	0.500	ug/L	1	20.0	---	98	80-120%	---	---	
Dibromomethane	19.8	---	1.00	ug/L	1	20.0	---	99	80-120%	---	---	
1,2-Dichlorobenzene	17.6	---	0.500	ug/L	1	20.0	---	88	80-120%	---	---	

Apex Laboratories

The results in this report apply to the samples analyzed in accordance with the chain of custody document. This analytical report must be reproduced in its entirety.

Philip Nerenberg

Philip Nerenberg, Lab Director



ANALYTICAL REPORT

Apex Laboratories, LLC

6700 S.W. Sandburg Street
Tigard, OR 97223
503-718-2323
ORELAP ID: OR100062

WSP USA Environment & Infrastructure Inc.	Project: Mailwell	
15862 SW 72nd Ave. Suite 150	Project Number: 361M119101	Report ID:
Portland, OR 97224	Project Manager: John Kuiper	A3C0148 - 03 20 23 1703

QUALITY CONTROL (QC) SAMPLE RESULTS

Halogenated Volatile Organic Compounds by EPA 8260D

Analyte	Result	Detection Limit	Reporting Limit	Units	Dilution	Spike Amount	Source Result	% REC	% REC Limits	RPD	RPD Limit	Notes
Batch 23C0239 - EPA 5030C						Water						
LCS (23C0239-BS1)			Prepared: 03/07/23 08:00 Analyzed: 03/07/23 10:55									
1,3-Dichlorobenzene	17.3	---	0.500	ug/L	1	20.0	---	87	80-120%	---	---	
1,4-Dichlorobenzene	17.2	---	0.500	ug/L	1	20.0	---	86	80-120%	---	---	
Dichlorodifluoromethane	14.0	---	1.00	ug/L	1	20.0	---	70	80-120%	---	---	Q-55
1,1-Dichloroethane	18.3	---	0.400	ug/L	1	20.0	---	91	80-120%	---	---	
1,2-Dichloroethane (EDC)	19.0	---	0.400	ug/L	1	20.0	---	95	80-120%	---	---	
1,1-Dichloroethene	16.4	---	0.400	ug/L	1	20.0	---	82	80-120%	---	---	
cis-1,2-Dichloroethene	17.4	---	0.400	ug/L	1	20.0	---	87	80-120%	---	---	
trans-1,2-Dichloroethene	16.5	---	0.400	ug/L	1	20.0	---	83	80-120%	---	---	
1,2-Dichloropropane	18.4	---	0.500	ug/L	1	20.0	---	92	80-120%	---	---	
1,3-Dichloropropane	18.5	---	1.00	ug/L	1	20.0	---	92	80-120%	---	---	
2,2-Dichloropropane	20.6	---	1.00	ug/L	1	20.0	---	103	80-120%	---	---	
1,1-Dichloropropene	17.2	---	1.00	ug/L	1	20.0	---	86	80-120%	---	---	
cis-1,3-Dichloropropene	18.7	---	1.00	ug/L	1	20.0	---	94	80-120%	---	---	
trans-1,3-Dichloropropene	19.6	---	1.00	ug/L	1	20.0	---	98	80-120%	---	---	
Hexachlorobutadiene	14.7	---	5.00	ug/L	1	20.0	---	74	80-120%	---	---	Q-55
Methylene chloride	19.5	---	10.0	ug/L	1	20.0	---	97	80-120%	---	---	
1,1,1,2-Tetrachloroethane	22.8	---	0.400	ug/L	1	20.0	---	114	80-120%	---	---	
1,1,2,2-Tetrachloroethane	18.6	---	0.500	ug/L	1	20.0	---	93	80-120%	---	---	
Tetrachloroethene (PCE)	16.6	---	0.400	ug/L	1	20.0	---	83	80-120%	---	---	
1,2,3-Trichlorobenzene	16.5	---	2.00	ug/L	1	20.0	---	83	80-120%	---	---	
1,1,2-Trichloroethane	19.2	---	0.500	ug/L	1	20.0	---	96	80-120%	---	---	
1,2,4-Trichlorobenzene	15.4	---	2.00	ug/L	1	20.0	---	77	80-120%	---	---	Q-55
1,1,1-Trichloroethane	18.4	---	0.400	ug/L	1	20.0	---	92	80-120%	---	---	
Trichloroethene (TCE)	16.7	---	0.400	ug/L	1	20.0	---	84	80-120%	---	---	
Trichlorofluoromethane	19.2	---	2.00	ug/L	1	20.0	---	96	80-120%	---	---	
1,2,3-Trichloropropane	17.7	---	1.00	ug/L	1	20.0	---	88	80-120%	---	---	
Vinyl chloride	16.9	---	0.400	ug/L	1	20.0	---	84	80-120%	---	---	
<i>Surr: 1,4-Difluorobenzene (Surr)</i>		<i>Recovery: 99 %</i>		<i>Limits: 80-120 %</i>		<i>Dilution: 1x</i>						
<i>Toluene-d8 (Surr)</i>		<i>98 %</i>		<i>80-120 %</i>		<i>"</i>						
<i>4-Bromofluorobenzene (Surr)</i>		<i>88 %</i>		<i>80-120 %</i>		<i>"</i>						

Duplicate (23C0239-DUP1)			Prepared: 03/07/23 11:38 Analyzed: 03/07/23 14:05									
QC Source Sample: Non-SDG (A3C0128-10)												
Bromobenzene	ND	---	0.500	ug/L	1	---	ND	---	---	---	30%	

Apex Laboratories

The results in this report apply to the samples analyzed in accordance with the chain of custody document. This analytical report must be reproduced in its entirety.

Philip Nerenberg, Lab Director



ANALYTICAL REPORT

Apex Laboratories, LLC

6700 S.W. Sandburg Street
Tigard, OR 97223
503-718-2323
ORELAP ID: OR100062

WSP USA Environment & Infrastructure Inc.	Project: Mailwell	
15862 SW 72nd Ave. Suite 150	Project Number: 361M119101	Report ID:
Portland, OR 97224	Project Manager: John Kuiper	A3C0148 - 03 20 23 1703

QUALITY CONTROL (QC) SAMPLE RESULTS

Halogenated Volatile Organic Compounds by EPA 8260D

Analyte	Result	Detection Limit	Reporting Limit	Units	Dilution	Spike Amount	Source Result	% REC	% REC Limits	RPD	RPD Limit	Notes
Batch 23C0239 - EPA 5030C							Water					
Duplicate (23C0239-DUP1)			Prepared: 03/07/23 11:38 Analyzed: 03/07/23 14:05									
QC Source Sample: Non-SDG (A3C0128-10)												
Bromochloromethane	ND	---	1.00	ug/L	1	---	ND	---	---	---	30%	
Bromodichloromethane	ND	---	1.00	ug/L	1	---	ND	---	---	---	30%	
Bromoform	ND	---	1.00	ug/L	1	---	ND	---	---	---	30%	
Bromomethane	ND	---	5.00	ug/L	1	---	ND	---	---	---	30%	
Carbon tetrachloride	ND	---	1.00	ug/L	1	---	ND	---	---	---	30%	
Chlorobenzene	ND	---	0.500	ug/L	1	---	ND	---	---	---	30%	
Chloroethane	ND	---	5.00	ug/L	1	---	ND	---	---	---	30%	
Chloroform	ND	---	1.00	ug/L	1	---	ND	---	---	---	30%	
Chloromethane	ND	---	5.00	ug/L	1	---	ND	---	---	---	30%	
2-Chlorotoluene	ND	---	1.00	ug/L	1	---	ND	---	---	---	30%	
4-Chlorotoluene	ND	---	1.00	ug/L	1	---	ND	---	---	---	30%	
Dibromochloromethane	ND	---	1.00	ug/L	1	---	ND	---	---	---	30%	
1,2-Dibromo-3-chloropropane	ND	---	5.00	ug/L	1	---	ND	---	---	---	30%	
1,2-Dibromoethane (EDB)	ND	---	0.500	ug/L	1	---	ND	---	---	---	30%	
Dibromomethane	ND	---	1.00	ug/L	1	---	ND	---	---	---	30%	
1,2-Dichlorobenzene	ND	---	0.500	ug/L	1	---	ND	---	---	---	30%	
1,3-Dichlorobenzene	ND	---	0.500	ug/L	1	---	ND	---	---	---	30%	
1,4-Dichlorobenzene	ND	---	0.500	ug/L	1	---	ND	---	---	---	30%	
Dichlorodifluoromethane	ND	---	1.00	ug/L	1	---	ND	---	---	---	30%	
1,1-Dichloroethane	ND	---	0.400	ug/L	1	---	ND	---	---	---	30%	
1,2-Dichloroethane (EDC)	ND	---	0.400	ug/L	1	---	ND	---	---	---	30%	
1,1-Dichloroethene	ND	---	0.400	ug/L	1	---	ND	---	---	---	30%	
cis-1,2-Dichloroethene	0.880	---	0.400	ug/L	1	---	0.930	---	---	6	30%	
trans-1,2-Dichloroethene	ND	---	0.400	ug/L	1	---	ND	---	---	---	30%	
1,2-Dichloropropane	ND	---	0.500	ug/L	1	---	ND	---	---	---	30%	
1,3-Dichloropropane	ND	---	1.00	ug/L	1	---	ND	---	---	---	30%	
2,2-Dichloropropane	ND	---	1.00	ug/L	1	---	ND	---	---	---	30%	
1,1-Dichloropropene	ND	---	1.00	ug/L	1	---	ND	---	---	---	30%	
cis-1,3-Dichloropropene	ND	---	1.00	ug/L	1	---	ND	---	---	---	30%	
trans-1,3-Dichloropropene	ND	---	1.00	ug/L	1	---	ND	---	---	---	30%	
Hexachlorobutadiene	ND	---	5.00	ug/L	1	---	ND	---	---	---	30%	
Methylene chloride	ND	---	10.0	ug/L	1	---	ND	---	---	---	30%	
1,1,1,2-Tetrachloroethane	ND	---	0.400	ug/L	1	---	ND	---	---	---	30%	

Apex Laboratories

The results in this report apply to the samples analyzed in accordance with the chain of custody document. This analytical report must be reproduced in its entirety.

Philip Nerenberg, Lab Director



ANALYTICAL REPORT

Apex Laboratories, LLC

6700 S.W. Sandburg Street
Tigard, OR 97223
503-718-2323
ORELAP ID: OR100062

WSP USA Environment & Infrastructure Inc. 15862 SW 72nd Ave. Suite 150 Portland, OR 97224	Project: Mailwell Project Number: 361M119101 Project Manager: John Kuiper	Report ID: A3C0148 - 03 20 23 1703
--	--	---

QUALITY CONTROL (QC) SAMPLE RESULTS

Halogenated Volatile Organic Compounds by EPA 8260D

Analyte	Result	Detection Limit	Reporting Limit	Units	Dilution	Spike Amount	Source Result	% REC	% REC Limits	RPD	RPD Limit	Notes
Batch 23C0239 - EPA 5030C						Water						
Duplicate (23C0239-DUP1)			Prepared: 03/07/23 11:38 Analyzed: 03/07/23 14:05									
QC Source Sample: Non-SDG (A3C0128-10)												
1,1,2,2-Tetrachloroethane	ND	---	0.500	ug/L	1	---	ND	---	---	---	30%	
Tetrachloroethene (PCE)	ND	---	0.400	ug/L	1	---	ND	---	---	---	30%	
1,2,3-Trichlorobenzene	ND	---	2.00	ug/L	1	---	ND	---	---	---	30%	
1,1,2-Trichloroethane	ND	---	1.00	ug/L	1	---	ND	---	---	---	30%	R-02
1,2,4-Trichlorobenzene	ND	---	2.00	ug/L	1	---	ND	---	---	---	30%	
1,1,1-Trichloroethane	ND	---	0.400	ug/L	1	---	ND	---	---	---	30%	
Trichloroethene (TCE)	ND	---	0.400	ug/L	1	---	ND	---	---	---	30%	
Trichlorofluoromethane	ND	---	2.00	ug/L	1	---	ND	---	---	---	30%	
1,2,3-Trichloropropane	ND	---	1.00	ug/L	1	---	ND	---	---	---	30%	
Vinyl chloride	ND	---	0.400	ug/L	1	---	ND	---	---	---	30%	
<i>Surr: 1,4-Difluorobenzene (Surr)</i>		<i>Recovery: 102 %</i>		<i>Limits: 80-120 %</i>		<i>Dilution: 1x</i>						
<i>Toluene-d8 (Surr)</i>		<i>98 %</i>		<i>80-120 %</i>		<i>"</i>						
<i>4-Bromofluorobenzene (Surr)</i>		<i>97 %</i>		<i>80-120 %</i>		<i>"</i>						

Matrix Spike (23C0239-MS1)			Prepared: 03/07/23 11:38 Analyzed: 03/07/23 15:27									
QC Source Sample: Non-SDG (A3C0187-01)												
EPA 8260D												
Bromobenzene	17.4	---	0.500	ug/L	1	20.0	ND	87	80-120%	---	---	
Bromochloromethane	20.9	---	1.00	ug/L	1	20.0	ND	104	78-123%	---	---	
Bromodichloromethane	22.4	---	1.00	ug/L	1	20.0	ND	112	79-125%	---	---	
Bromoform	19.5	---	1.00	ug/L	1	20.0	ND	98	66-130%	---	---	
Bromomethane	22.2	---	5.00	ug/L	1	20.0	ND	111	53-141%	---	---	
Carbon tetrachloride	20.9	---	1.00	ug/L	1	20.0	ND	104	72-136%	---	---	
Chlorobenzene	19.7	---	0.500	ug/L	1	20.0	ND	98	80-120%	---	---	
Chloroethane	21.4	---	5.00	ug/L	1	20.0	ND	107	60-138%	---	---	ICV-01
Chloroform	20.9	---	1.00	ug/L	1	20.0	ND	104	79-124%	---	---	
Chloromethane	19.9	---	5.00	ug/L	1	20.0	ND	100	50-139%	---	---	
2-Chlorotoluene	18.3	---	1.00	ug/L	1	20.0	ND	91	79-122%	---	---	
4-Chlorotoluene	19.0	---	1.00	ug/L	1	20.0	ND	95	78-122%	---	---	
Dibromochloromethane	20.0	---	1.00	ug/L	1	20.0	ND	100	74-126%	---	---	
1,2-Dibromo-3-chloropropane	20.0	---	5.00	ug/L	1	20.0	ND	100	62-128%	---	---	
1,2-Dibromoethane (EDB)	21.1	---	0.500	ug/L	1	20.0	ND	105	77-121%	---	---	
Dibromomethane	21.0	---	1.00	ug/L	1	20.0	ND	105	79-123%	---	---	

Apex Laboratories

The results in this report apply to the samples analyzed in accordance with the chain of custody document. This analytical report must be reproduced in its entirety.

Philip Nerenberg

Philip Nerenberg, Lab Director



ANALYTICAL REPORT

Apex Laboratories, LLC

6700 S.W. Sandburg Street
Tigard, OR 97223
503-718-2323
ORELAP ID: OR100062

WSP USA Environment & Infrastructure Inc. 15862 SW 72nd Ave. Suite 150 Portland, OR 97224	Project: Mailwell Project Number: 361M119101 Project Manager: John Kuiper	Report ID: A3C0148 - 03 20 23 1703
--	--	---

QUALITY CONTROL (QC) SAMPLE RESULTS

Halogenated Volatile Organic Compounds by EPA 8260D

Analyte	Result	Detection Limit	Reporting Limit	Units	Dilution	Spike Amount	Source Result	% REC	% REC Limits	RPD	RPD Limit	Notes
Batch 23C0239 - EPA 5030C						Water						
Matrix Spike (23C0239-MS1)			Prepared: 03/07/23 11:38 Analyzed: 03/07/23 15:27									
QC Source Sample: Non-SDG (A3C0187-01)												
1,2-Dichlorobenzene	19.0	---	0.500	ug/L	1	20.0	ND	95	80-120%	---	---	
1,3-Dichlorobenzene	18.6	---	0.500	ug/L	1	20.0	ND	93	80-120%	---	---	
1,4-Dichlorobenzene	18.4	---	0.500	ug/L	1	20.0	ND	92	79-120%	---	---	
Dichlorodifluoromethane	15.1	---	1.00	ug/L	1	20.0	ND	76	32-152%	---	---	Q-54
1,1-Dichloroethane	20.3	---	0.400	ug/L	1	20.0	ND	101	77-125%	---	---	
1,2-Dichloroethane (EDC)	20.4	---	0.400	ug/L	1	20.0	ND	102	73-128%	---	---	
1,1-Dichloroethene	19.1	---	0.400	ug/L	1	20.0	ND	96	71-131%	---	---	
cis-1,2-Dichloroethene	19.6	---	0.400	ug/L	1	20.0	ND	98	78-123%	---	---	
trans-1,2-Dichloroethene	19.4	---	0.400	ug/L	1	20.0	ND	97	75-124%	---	---	
1,2-Dichloropropane	20.3	---	0.500	ug/L	1	20.0	ND	101	78-122%	---	---	
1,3-Dichloropropane	19.9	---	1.00	ug/L	1	20.0	ND	100	80-120%	---	---	
2,2-Dichloropropane	23.3	---	1.00	ug/L	1	20.0	ND	116	60-139%	---	---	
1,1-Dichloropropene	19.6	---	1.00	ug/L	1	20.0	ND	98	79-125%	---	---	
cis-1,3-Dichloropropene	18.3	---	1.00	ug/L	1	20.0	ND	92	75-124%	---	---	
trans-1,3-Dichloropropene	21.0	---	1.00	ug/L	1	20.0	ND	105	73-127%	---	---	
Hexachlorobutadiene	17.2	---	5.00	ug/L	1	20.0	ND	86	66-134%	---	---	Q-54b
Methylene chloride	21.5	---	10.0	ug/L	1	20.0	ND	107	74-124%	---	---	
1,1,1,2-Tetrachloroethane	24.0	---	0.400	ug/L	1	20.0	ND	120	78-124%	---	---	
1,1,1,2,2-Tetrachloroethane	20.0	---	0.500	ug/L	1	20.0	ND	100	71-121%	---	---	
Tetrachloroethene (PCE)	18.0	---	0.400	ug/L	1	20.0	ND	90	74-129%	---	---	
1,2,3-Trichlorobenzene	18.4	---	2.00	ug/L	1	20.0	ND	92	69-129%	---	---	
1,1,2-Trichloroethane	20.3	---	0.500	ug/L	1	20.0	ND	102	80-120%	---	---	
1,2,4-Trichlorobenzene	17.9	---	2.00	ug/L	1	20.0	ND	89	69-130%	---	---	Q-54a
1,1,1-Trichloroethane	20.9	---	0.400	ug/L	1	20.0	ND	105	74-131%	---	---	
Trichloroethene (TCE)	18.3	---	0.400	ug/L	1	20.0	ND	92	79-123%	---	---	
Trichlorofluoromethane	20.7	---	2.00	ug/L	1	20.0	ND	103	65-141%	---	---	
1,2,3-Trichloropropane	18.7	---	1.00	ug/L	1	20.0	ND	93	73-122%	---	---	
Vinyl chloride	19.3	---	0.400	ug/L	1	20.0	ND	96	58-137%	---	---	
<i>Surr: 1,4-Difluorobenzene (Surr)</i>		<i>Recovery: 99 %</i>		<i>Limits: 80-120 %</i>		<i>Dilution: 1x</i>						
<i>Toluene-d8 (Surr)</i>		<i>96 %</i>		<i>80-120 %</i>		<i>"</i>						
<i>4-Bromofluorobenzene (Surr)</i>		<i>88 %</i>		<i>80-120 %</i>		<i>"</i>						

Apex Laboratories

The results in this report apply to the samples analyzed in accordance with the chain of custody document. This analytical report must be reproduced in its entirety.

Philip Nerenberg

Philip Nerenberg, Lab Director



ANALYTICAL REPORT

Apex Laboratories, LLC

6700 S.W. Sandburg Street
Tigard, OR 97223
503-718-2323
ORELAP ID: OR100062

WSP USA Environment & Infrastructure Inc. 15862 SW 72nd Ave. Suite 150 Portland, OR 97224	Project: Mailwell Project Number: 361M119101 Project Manager: John Kuiper	Report ID: A3C0148 - 03 20 23 1703
--	--	---

QUALITY CONTROL (QC) SAMPLE RESULTS

Halogenated Volatile Organic Compounds by EPA 8260D

Analyte	Result	Detection Limit	Reporting Limit	Units	Dilution	Spike Amount	Source Result	% REC	% REC Limits	RPD	RPD Limit	Notes
Batch 23C0288 - EPA 5030C						Water						
Blank (23C0288-BLK1)			Prepared: 03/08/23 08:02 Analyzed: 03/08/23 10:14									
EPA 8260D												
Tetrachloroethene (PCE)	ND	---	0.400	ug/L	1	---	---	---	---	---	---	
<i>Surr: 1,4-Difluorobenzene (Surr)</i>		<i>Recovery: 96 %</i>		<i>Limits: 80-120 %</i>		<i>Dilution: 1x</i>						
<i>Toluene-d8 (Surr)</i>		<i>103 %</i>		<i>80-120 %</i>		<i>"</i>						
<i>4-Bromofluorobenzene (Surr)</i>		<i>100 %</i>		<i>80-120 %</i>		<i>"</i>						
LCS (23C0288-BS1)			Prepared: 03/08/23 08:02 Analyzed: 03/08/23 08:53									
EPA 8260D												
Tetrachloroethene (PCE)	19.4	---	0.400	ug/L	1	20.0	---	97	80-120%	---	---	
<i>Surr: 1,4-Difluorobenzene (Surr)</i>		<i>Recovery: 96 %</i>		<i>Limits: 80-120 %</i>		<i>Dilution: 1x</i>						
<i>Toluene-d8 (Surr)</i>		<i>101 %</i>		<i>80-120 %</i>		<i>"</i>						
<i>4-Bromofluorobenzene (Surr)</i>		<i>95 %</i>		<i>80-120 %</i>		<i>"</i>						
Duplicate (23C0288-DUP1)			Prepared: 03/08/23 10:27 Analyzed: 03/08/23 17:01									
QC Source Sample: Non-SDG (A3C0235-01)												
Tetrachloroethene (PCE)	1.34	---	0.400	ug/L	1	---	1.25	---	---	7	30%	
<i>Surr: 1,4-Difluorobenzene (Surr)</i>		<i>Recovery: 96 %</i>		<i>Limits: 80-120 %</i>		<i>Dilution: 1x</i>						
<i>Toluene-d8 (Surr)</i>		<i>103 %</i>		<i>80-120 %</i>		<i>"</i>						
<i>4-Bromofluorobenzene (Surr)</i>		<i>101 %</i>		<i>80-120 %</i>		<i>"</i>						
Duplicate (23C0288-DUP2)			Prepared: 03/08/23 10:27 Analyzed: 03/08/23 18:08									
QC Source Sample: Non-SDG (A3C0235-03)												
Tetrachloroethene (PCE)	ND	---	0.400	ug/L	1	---	ND	---	---	---	30%	
<i>Surr: 1,4-Difluorobenzene (Surr)</i>		<i>Recovery: 97 %</i>		<i>Limits: 80-120 %</i>		<i>Dilution: 1x</i>						
<i>Toluene-d8 (Surr)</i>		<i>104 %</i>		<i>80-120 %</i>		<i>"</i>						
<i>4-Bromofluorobenzene (Surr)</i>		<i>100 %</i>		<i>80-120 %</i>		<i>"</i>						
Matrix Spike (23C0288-MS1)			Prepared: 03/08/23 10:27 Analyzed: 03/08/23 19:37									
QC Source Sample: Non-SDG (A3C0252-10)												
EPA 8260D												
Tetrachloroethene (PCE)	19.3	---	0.400	ug/L	1	20.0	ND	97	74-129%	---	---	
<i>Surr: 1,4-Difluorobenzene (Surr)</i>		<i>Recovery: 97 %</i>		<i>Limits: 80-120 %</i>		<i>Dilution: 1x</i>						

Apex Laboratories

The results in this report apply to the samples analyzed in accordance with the chain of custody document. This analytical report must be reproduced in its entirety.

Philip Nerenberg, Lab Director



ANALYTICAL REPORT

Apex Laboratories, LLC

6700 S.W. Sandburg Street
Tigard, OR 97223
503-718-2323
ORELAP ID: OR100062

WSP USA Environment & Infrastructure Inc. 15862 SW 72nd Ave. Suite 150 Portland, OR 97224	Project: Mailwell Project Number: 361M119101 Project Manager: John Kuiper	Report ID: A3C0148 - 03 20 23 1703
--	--	--

QUALITY CONTROL (QC) SAMPLE RESULTS

Halogenated Volatile Organic Compounds by EPA 8260D

Analyte	Result	Detection Limit	Reporting Limit	Units	Dilution	Spike Amount	Source Result	% REC	% REC Limits	RPD	RPD Limit	Notes
Batch 23C0288 - EPA 5030C						Water						
Matrix Spike (23C0288-MS1)						Prepared: 03/08/23 10:27 Analyzed: 03/08/23 19:37						
QC Source Sample: Non-SDG (A3C0252-10)												
Surr: Toluene-d8 (Surr)		Recovery: 101 %		Limits: 80-120 %		Dilution: 1x						
4-Bromofluorobenzene (Surr)		95 %		80-120 %		"						

Apex Laboratories

Philip Nerenberg, Lab Director

The results in this report apply to the samples analyzed in accordance with the chain of custody document. This analytical report must be reproduced in its entirety.



ANALYTICAL REPORT

Apex Laboratories, LLC

6700 S.W. Sandburg Street
Tigard, OR 97223
503-718-2323
ORELAP ID: OR100062

WSP USA Environment & Infrastructure Inc. 15862 SW 72nd Ave. Suite 150 Portland, OR 97224	Project: Mailwell Project Number: 361M119101 Project Manager: John Kuiper	Report ID: A3C0148 - 03 20 23 1703
--	--	---

SAMPLE PREPARATION INFORMATION

Halogenated Volatile Organic Compounds by EPA 8260D

Prep: EPA 5030C					Sample	Default	RL Prep
Lab Number	Matrix	Method	Sampled	Prepared	Initial/Final	Initial/Final	Factor
<u>Batch: 23C0239</u>							
A3C0148-01	Water	EPA 8260D	03/03/23 12:52	03/07/23 11:38	5mL/5mL	5mL/5mL	1.00
<u>Batch: 23C0288</u>							
A3C0148-01RE1	Water	EPA 8260D	03/03/23 12:52	03/08/23 10:27	5mL/5mL	5mL/5mL	1.00

Apex Laboratories

Philip Nerenberg, Lab Director

The results in this report apply to the samples analyzed in accordance with the chain of custody document. This analytical report must be reproduced in its entirety.



ANALYTICAL REPORT

Apex Laboratories, LLC

6700 S.W. Sandburg Street
Tigard, OR 97223
503-718-2323
ORELAP ID: OR100062

WSP USA Environment & Infrastructure Inc.
15862 SW 72nd Ave. Suite 150
Portland, OR 97224

Project: **Mailwell**
Project Number: **361M119101**
Project Manager: **John Kuiper**

Report ID:
A3C0148 - 03 20 23 1703

QUALIFIER DEFINITIONS

Client Sample and Quality Control (QC) Sample Qualifier Definitions:

Apex Laboratories

- ICV-01** Estimated Result. Initial Calibration Verification (ICV) failed high. There is no effect on non-detect results.
- Q-54** Daily Continuing Calibration Verification recovery for this analyte failed the +/-20% criteria listed in EPA method 8260/8270 by -10%. The results are reported as Estimated Values.
- Q-54a** Daily Continuing Calibration Verification recovery for this analyte failed the +/-20% criteria listed in EPA method 8260/8270 by -3%. The results are reported as Estimated Values.
- Q-54b** Daily Continuing Calibration Verification recovery for this analyte failed the +/-20% criteria listed in EPA method 8260/8270 by -6%. The results are reported as Estimated Values.
- Q-55** Daily CCV/LCS recovery for this analyte was below the +/-20% criteria listed in EPA 8260, however there is adequate sensitivity to ensure detection at the reporting level.
- R-02** The Reporting Limit for this analyte has been raised to account for interference from coeluting organic compounds present in the sample.

Apex Laboratories

The results in this report apply to the samples analyzed in accordance with the chain of custody document. This analytical report must be reproduced in its entirety.

Philip Nerenberg, Lab Director



ANALYTICAL REPORT

Apex Laboratories, LLC

6700 S.W. Sandburg Street
Tigard, OR 97223
503-718-2323
ORELAP ID: OR100062

WSP USA Environment & Infrastructure Inc. 15862 SW 72nd Ave. Suite 150 Portland, OR 97224	Project: Mailwell Project Number: 361M119101 Project Manager: John Kuiper	Report ID: A3C0148 - 03 20 23 1703
--	--	---

REPORTING NOTES AND CONVENTIONS:

Abbreviations:

- DET Analyte DETECTED at or above the detection or reporting limit.
- ND Analyte NOT DETECTED at or above the detection or reporting limit.
- NR Result Not Reported
- RPD Relative Percent Difference. RPDs for Matrix Spikes and Matrix Spike Duplicates are based on concentration, not recovery.

Detection Limits: Limit of Detection (LOD)

Limits of Detection (LODs) are normally set at a level of one half the validated Limit of Quantitation (LOQ).
If no value is listed ('-----'), then the data has not been evaluated below the Reporting Limit.

Reporting Limits: Limit of Quantitation (LOQ)

Validated Limits of Quantitation (LOQs) are reported as the Reporting Limits for all analyses where the LOQ, MRL, PQL or CRL are requested. The LOQ represents a level at or above the low point of the calibration curve, that has been validated according to Apex Laboratories' comprehensive LOQ policies and procedures.

Reporting Conventions:

- Basis: Results for soil samples are generally reported on a 100% dry weight basis.
The Result Basis is listed following the units as " dry", " wet", or " " (blank) designation.
- " dry" Sample results and Reporting Limits are reported on a dry weight basis. (i.e. "ug/kg dry")
See Percent Solids section for details of dry weight analysis.
- " wet" Sample results and Reporting Limits for this analysis are normally dry weight corrected, but have not been modified in this case.
- " " Results without 'wet' or 'dry' designation are not normally dry weight corrected. These results are considered 'As Received'.

QC Source:

In cases where there is insufficient sample provided for Sample Duplicates and/or Matrix Spikes, a Lab Control Sample Duplicate (LCS Dup) may be analyzed to demonstrate accuracy and precision of the extraction batch.

Non-Client Batch QC Samples (Duplicates and Matrix Spike/Duplicates) may not be included in this report. Please request a Full QC report if this data is required.

Miscellaneous Notes:

- " --- " QC results are not applicable. For example, % Recoveries for Blanks and Duplicates, % RPD for Blanks, Blank Spikes and Matrix Spikes, etc.
- " *** " Used to indicate a possible discrepancy with the Sample and Sample Duplicate results when the %RPD is not available. In this case, either the Sample or the Sample Duplicate has a reportable result for this analyte, while the other is Non Detect (ND).

Blanks:

Standard practice is to evaluate the results from Blank QC Samples down to a level equal to ½ the Reporting Limit (RL).
-For Blank hits falling between ½ the RL and the RL (J flagged hits), the associated sample and QC data will receive a 'B-02' qualifier.
-For Blank hits above the RL, the associated sample and QC data will receive a 'B' qualifier, per Apex Laboratories' Blank Policy.
For further details, please request a copy of this document.

Apex Laboratories

The results in this report apply to the samples analyzed in accordance with the chain of custody document. This analytical report must be reproduced in its entirety.

Philip Nerenberg, Lab Director



ANALYTICAL REPORT

Apex Laboratories, LLC

6700 S.W. Sandburg Street
Tigard, OR 97223
503-718-2323
ORELAP ID: OR100062

Table with 3 columns: Client (WSP USA Environment & Infrastructure Inc.), Project (Mailwell), and Report ID (A3C0148 - 03 20 23 1703)

REPORTING NOTES AND CONVENTIONS (Cont.):

Blanks (Cont.):

Sample results flagged with a 'B' or 'B-02' qualifier are potentially biased high if the sample results are less than ten times the level found in the blank for inorganic analyses, or less than five times the level found in the blank for organic analyses.

'B' and 'B-02' qualifications are only applied to sample results detected above the Reporting Level.

Preparation Notes:

Mixed Matrix Samples:

Water Samples:

Water samples containing significant amounts of sediment are decanted or separated prior to extraction, and only the water portion analyzed, unless otherwise directed by the client.

Soil and Sediment Samples:

Soil and Sediment samples containing significant amounts of water are decanted prior to extraction, and only the solid portion analyzed, unless otherwise directed by the client.

Sampling and Preservation Notes:

Certain regulatory programs, such as National Pollutant Discharge Elimination System (NPDES), require that activities such as sample filtration (for dissolved metals, orthophosphate, hexavalent chromium, etc.) and testing of short hold analytes (pH, Dissolved Oxygen, etc.) be performed in the field (on-site) within a short time window.

Data users should be aware of which regulations pertain to the samples they submit for testing. If related sample collection activities are not approved for a particular regulatory program, results should be considered estimates.

Samples that have been filtered and preserved at Apex Laboratories per client request are listed in the preparation section of the report with the date and time of filtration listed.

Apex Laboratories maintains detailed records on sample receipt, including client label verification, cooler temperature, sample preservation, hold time compliance and field filtration. Data is qualified as necessary, and the lack of qualification indicates compliance with required parameters.

Handwritten signature of Philip Nerenberg



ANALYTICAL REPORT

Apex Laboratories, LLC

6700 S.W. Sandburg Street
Tigard, OR 97223
503-718-2323
ORELAP ID: OR100062

Table with 3 columns: Client (WSP USA Environment & Infrastructure Inc.), Project (Mailwell), and Report ID (A3C0148 - 03 20 23 1703).

LABORATORY ACCREDITATION INFORMATION

ORELAP Certification ID: OR100062 (Primary Accreditation) -
EPA ID: OR01039

All methods and analytes reported from work performed at Apex Laboratories are included on Apex Laboratories' ORELAP Scope of Certification, with the exception of any analyte(s) listed below:

Apex Laboratories

Table with 6 columns: Matrix, Analysis, TNI_ID, Analyte, TNI_ID, Accreditation. Content: All reported analytes are included in Apex Laboratories' current ORELAP scope.

Secondary Accreditations

Apex Laboratories also maintains reciprocal accreditation with non-TNI states (Washington DOE), as well as other state specific accreditations not listed here.

Subcontract Laboratory Accreditations

Subcontracted data falls outside of Apex Laboratories' Scope of Accreditation. Please see the Subcontract Laboratory report for full details, or contact your Project Manager for more information.

Field Testing Parameters

Results for Field Tested data are provided by the client or sampler, and fall outside of Apex Laboratories' Scope of Accreditation.

Apex Laboratories

Philip Nerenberg (signature)

The results in this report apply to the samples analyzed in accordance with the chain of custody document. This analytical report must be reproduced in its entirety.

Philip Nerenberg, Lab Director



ANALYTICAL REPORT

Apex Laboratories, LLC

6700 S.W. Sandburg Street
Tigard, OR 97223
503-718-2323
ORELAP ID: OR100062

WSP USA Environment & Infrastructure Inc.
15862 SW 72nd Ave. Suite 150
Portland, OR 97224

Project: Mailwell
Project Number: 361M119101
Project Manager: John Kuiper

Report ID: A3C0148 - 03 20 23 1703

CHAIN OF CUSTODY form with fields for company, project, analysis request, sample ID, date, time, and signatures. Includes handwritten entries for 'APEX LABS', 'John Kuiper', and 'Dw Duncan'.

Apex Laboratories

The results in this report apply to the samples analyzed in accordance with the chain of custody document. This analytical report must be reproduced in its entirety.

Philip Nerenberg (handwritten signature)

Philip Nerenberg, Lab Director



ANALYTICAL REPORT

Apex Laboratories, LLC

6700 S.W. Sandburg Street
Tigard, OR 97223
503-718-2323
ORELAP ID: OR100062

WSP USA Environment & Infrastructure Inc. 15862 SW 72nd Ave. Suite 150 Portland, OR 97224	Project: Mailwell Project Number: 361M119101 Project Manager: John Kuiper	Report ID: A3C0148 - 03 20 23 1703
--	--	--

APEX LABS COOLER RECEIPT FORM

Client: WSP Element WO#: A3 C0148

Project/Project #: Mailwell / 361M119101

Delivery Info:
Date/time received: 3-3-23 @ 1353 By: DJS
Delivered by: Apex Client ESS FedEx UPS Radio Morgan SDS Evergreen Other

Cooler Inspection Date/time inspected: 3-3-23 @ 1355 By: DJS
Chain of Custody included? Yes No
Signed/dated by client? Yes No

	Cooler #1	Cooler #2	Cooler #3	Cooler #4	Cooler #5	Cooler #6	Cooler #7
Temperature (°C)	<u>3.8</u>						
Custody seals? (Y/N)	<u>N</u>						
Received on ice? (Y/N)	<u>Y</u>						
Temp. blanks? (Y/N)	<u>Y</u>						
Ice type: (Gel/Real/Other)	<u>Real</u>						
Condition (In/Out):	<u>In</u>						

Cooler out of temp? (Y/N) Possible reason why: _____
Green dots applied to out of temperature samples? Yes No
Out of temperature samples form initiated? Yes No
Sample Inspection: Date/time inspected: 3-3-23 @ 1755 By: DJS
All samples intact? Yes No Comments: _____
Bottle labels/COCs agree? Yes No Comments: _____
COC/container discrepancies form initiated? Yes No
Containers/volumes received appropriate for analysis? Yes No Comments: _____
Do VOA vials have visible headspace? Yes No NA
Comments IB-20230703 = 1/1 HS
Water samples: pH checked: Yes No NA pH appropriate? Yes No NA
Comments: _____
Additional information: #3250
Labeled by: DJS Witness: AAW Cooler Inspected by: DJS Form Y-003 R-00

Apex Laboratories

The results in this report apply to the samples analyzed in accordance with the chain of custody document. This analytical report must be reproduced in its entirety.

Philip Nerenberg

Philip Nerenberg, Lab Director



ANALYTICAL REPORT

Apex Laboratories, LLC

6700 S.W. Sandburg Street
Tigard, OR 97223
503-718-2323
ORELAP ID: OR100062

Tuesday, September 26, 2023

John Kuiper
WSP USA Environment & Infrastructure Inc.
15862 SW 72nd Ave. Suite 150
Portland, OR 97224

RE: A311094 - Mailwell - 361M119101

Thank you for using Apex Laboratories. We greatly appreciate your business and strive to provide the highest quality services to the environmental industry.

Enclosed are the results of analyses for work order A311094, which was received by the laboratory on 9/13/2023 at 3:08:00PM.

If you have any questions concerning this report or the services we offer, please feel free to contact me by email at: pnerenberg@apex-labs.com, or by phone at 503-718-2323.

Please note: All samples will be disposed of within 30 days of sample receipt, unless prior arrangements have been made.

Cooler Receipt Information	
<p><u>Acceptable Receipt Temperature is less than, or equal to, 6 degC (not frozen), or received on ice the same day as sampling.</u></p> <p>(See Cooler Receipt Form for details)</p>	
<p>Default Cooler</p> <hr style="width: 80%; margin-left: 0;"/>	<p>7.0 degC</p>

This Final Report is the official version of the data results for this sample submission, unless superseded by a subsequent, labeled amended report.

All other deliverables derived from this data, including Electronic Data Deliverables (EDDs), CLP-like forms, client requested summary sheets, and all other products are considered secondary to this report.



Apex Laboratories

The results in this report apply to the samples analyzed in accordance with the chain of custody document(s) and updated by any subsequent written communications. This analytical report must be reproduced in its entirety.

Philip Nerenberg, Lab Director



ANALYTICAL REPORT

Apex Laboratories, LLC

6700 S.W. Sandburg Street
Tigard, OR 97223
503-718-2323
ORELAP ID: OR100062

WSP USA Environment & Infrastructure Inc. 15862 SW 72nd Ave. Suite 150 Portland, OR 97224	Project: Mailwell Project Number: 361M119101 Project Manager: John Kuiper	Report ID: A3I1094 - 09 26 23 1743
--	--	---

ANALYTICAL REPORT FOR SAMPLES

SAMPLE INFORMATION

Client Sample ID	Laboratory ID	Matrix	Date Sampled	Date Received
MW-3-20230913	A3I1094-01	Water	09/13/23 11:37	09/13/23 15:08
MW-7-20230913	A3I1094-02	Water	09/13/23 12:26	09/13/23 15:08
MW-2-20230913	A3I1094-03	Water	09/13/23 13:01	09/13/23 15:08

Apex Laboratories

The results in this report apply to the samples analyzed in accordance with the chain of custody document(s) and updated by any subsequent written communications. This analytical report must be reproduced in its entirety.

Philip Nerenberg, Lab Director



ANALYTICAL REPORT

Apex Laboratories, LLC

6700 S.W. Sandburg Street
Tigard, OR 97223
503-718-2323
ORELAP ID: OR100062

WSP USA Environment & Infrastructure Inc. 15862 SW 72nd Ave. Suite 150 Portland, OR 97224	Project: Mailwell Project Number: 361M119101 Project Manager: John Kuiper	Report ID: A3I1094 - 09 26 23 1743
--	--	---

ANALYTICAL SAMPLE RESULTS

Halogenated Volatile Organic Compounds by EPA 8260D

Analyte	Sample Result	Detection Limit	Reporting Limit	Units	Dilution	Date Analyzed	Method Ref.	Notes
MW-3-20230913 (A3I1094-01RE1)			Matrix: Water			Batch: 23I0772		
Bromobenzene	ND	---	0.500	ug/L	1	09/25/23 17:00	EPA 8260D	
Bromochloromethane	ND	---	1.00	ug/L	1	09/25/23 17:00	EPA 8260D	
Bromodichloromethane	ND	---	1.00	ug/L	1	09/25/23 17:00	EPA 8260D	
Bromoform	ND	---	1.00	ug/L	1	09/25/23 17:00	EPA 8260D	
Bromomethane	ND	---	5.00	ug/L	1	09/25/23 17:00	EPA 8260D	
Carbon tetrachloride	ND	---	1.00	ug/L	1	09/25/23 17:00	EPA 8260D	
Chlorobenzene	ND	---	0.500	ug/L	1	09/25/23 17:00	EPA 8260D	
Chloroethane	ND	---	5.00	ug/L	1	09/25/23 17:00	EPA 8260D	
Chloroform	ND	---	1.00	ug/L	1	09/25/23 17:00	EPA 8260D	
Chloromethane	ND	---	5.00	ug/L	1	09/25/23 17:00	EPA 8260D	
2-Chlorotoluene	ND	---	1.00	ug/L	1	09/25/23 17:00	EPA 8260D	
4-Chlorotoluene	ND	---	1.00	ug/L	1	09/25/23 17:00	EPA 8260D	
Dibromochloromethane	ND	---	1.00	ug/L	1	09/25/23 17:00	EPA 8260D	
1,2-Dibromo-3-chloropropane	ND	---	5.00	ug/L	1	09/25/23 17:00	EPA 8260D	
1,2-Dibromoethane (EDB)	ND	---	0.500	ug/L	1	09/25/23 17:00	EPA 8260D	
Dibromomethane	ND	---	1.00	ug/L	1	09/25/23 17:00	EPA 8260D	
1,2-Dichlorobenzene	ND	---	0.500	ug/L	1	09/25/23 17:00	EPA 8260D	
1,3-Dichlorobenzene	ND	---	0.500	ug/L	1	09/25/23 17:00	EPA 8260D	
1,4-Dichlorobenzene	ND	---	0.500	ug/L	1	09/25/23 17:00	EPA 8260D	
Dichlorodifluoromethane	ND	---	1.00	ug/L	1	09/25/23 17:00	EPA 8260D	
1,1-Dichloroethane	ND	---	0.400	ug/L	1	09/25/23 17:00	EPA 8260D	
1,2-Dichloroethane (EDC)	ND	---	0.400	ug/L	1	09/25/23 17:00	EPA 8260D	
1,1-Dichloroethene	ND	---	0.400	ug/L	1	09/25/23 17:00	EPA 8260D	
cis-1,2-Dichloroethene	2.96	---	0.400	ug/L	1	09/25/23 17:00	EPA 8260D	
trans-1,2-Dichloroethene	ND	---	0.400	ug/L	1	09/25/23 17:00	EPA 8260D	
1,2-Dichloropropane	ND	---	0.500	ug/L	1	09/25/23 17:00	EPA 8260D	
1,3-Dichloropropane	ND	---	1.00	ug/L	1	09/25/23 17:00	EPA 8260D	
2,2-Dichloropropane	ND	---	1.00	ug/L	1	09/25/23 17:00	EPA 8260D	
1,1-Dichloropropene	ND	---	1.00	ug/L	1	09/25/23 17:00	EPA 8260D	
cis-1,3-Dichloropropene	ND	---	1.00	ug/L	1	09/25/23 17:00	EPA 8260D	
trans-1,3-Dichloropropene	ND	---	1.00	ug/L	1	09/25/23 17:00	EPA 8260D	
Hexachlorobutadiene	ND	---	5.00	ug/L	1	09/25/23 17:00	EPA 8260D	
Methylene chloride	ND	---	10.0	ug/L	1	09/25/23 17:00	EPA 8260D	

Apex Laboratories

The results in this report apply to the samples analyzed in accordance with the chain of custody document(s) and updated by any subsequent written communications. This analytical report must be reproduced in its entirety.

Philip Nerenberg, Lab Director



ANALYTICAL REPORT

Apex Laboratories, LLC

6700 S.W. Sandburg Street
Tigard, OR 97223
503-718-2323
ORELAP ID: OR100062

WSP USA Environment & Infrastructure Inc. 15862 SW 72nd Ave. Suite 150 Portland, OR 97224	Project: Mailwell Project Number: 361M119101 Project Manager: John Kuiper	Report ID: A3I1094 - 09 26 23 1743
--	--	---

ANALYTICAL SAMPLE RESULTS

Halogenated Volatile Organic Compounds by EPA 8260D

Analyte	Sample Result	Detection Limit	Reporting Limit	Units	Dilution	Date Analyzed	Method Ref.	Notes
MW-3-20230913 (A3I1094-01RE1)			Matrix: Water			Batch: 23I0772		
1,1,1,2-Tetrachloroethane	ND	---	0.400	ug/L	1	09/25/23 17:00	EPA 8260D	
1,1,2,2-Tetrachloroethane	ND	---	0.500	ug/L	1	09/25/23 17:00	EPA 8260D	
Tetrachloroethene (PCE)	140	---	0.400	ug/L	1	09/25/23 17:00	EPA 8260D	
1,2,3-Trichlorobenzene	ND	---	2.00	ug/L	1	09/25/23 17:00	EPA 8260D	
1,1,2-Trichloroethane	ND	---	0.500	ug/L	1	09/25/23 17:00	EPA 8260D	
1,2,4-Trichlorobenzene	ND	---	2.00	ug/L	1	09/25/23 17:00	EPA 8260D	
1,1,1-Trichloroethane	ND	---	0.400	ug/L	1	09/25/23 17:00	EPA 8260D	
Trichloroethene (TCE)	8.35	---	0.400	ug/L	1	09/25/23 17:00	EPA 8260D	
Trichlorofluoromethane	ND	---	2.00	ug/L	1	09/25/23 17:00	EPA 8260D	
1,2,3-Trichloropropane	ND	---	1.00	ug/L	1	09/25/23 17:00	EPA 8260D	
Vinyl chloride	0.790	---	0.200	ug/L	1	09/25/23 17:00	EPA 8260D	
<i>Surrogate: 1,4-Difluorobenzene (Surr)</i>		<i>Recovery: 106 %</i>		<i>Limits: 80-120 %</i>		<i>1</i>	<i>09/25/23 17:00</i>	<i>EPA 8260D</i>
<i>Toluene-d8 (Surr)</i>		<i>104 %</i>		<i>80-120 %</i>		<i>1</i>	<i>09/25/23 17:00</i>	<i>EPA 8260D</i>
<i>4-Bromofluorobenzene (Surr)</i>		<i>102 %</i>		<i>80-120 %</i>		<i>1</i>	<i>09/25/23 17:00</i>	<i>EPA 8260D</i>

MW-7-20230913 (A3I1094-02)			Matrix: Water			Batch: 23I0764		
Bromobenzene	ND	---	10.0	ug/L	20	09/24/23 21:00	EPA 8260D	
Bromochloromethane	ND	---	20.0	ug/L	20	09/24/23 21:00	EPA 8260D	
Bromodichloromethane	ND	---	20.0	ug/L	20	09/24/23 21:00	EPA 8260D	
Bromoform	ND	---	20.0	ug/L	20	09/24/23 21:00	EPA 8260D	
Bromomethane	ND	---	100	ug/L	20	09/24/23 21:00	EPA 8260D	
Carbon tetrachloride	ND	---	20.0	ug/L	20	09/24/23 21:00	EPA 8260D	
Chlorobenzene	ND	---	10.0	ug/L	20	09/24/23 21:00	EPA 8260D	
Chloroethane	ND	---	100	ug/L	20	09/24/23 21:00	EPA 8260D	
Chloroform	ND	---	20.0	ug/L	20	09/24/23 21:00	EPA 8260D	
Chloromethane	ND	---	100	ug/L	20	09/24/23 21:00	EPA 8260D	
2-Chlorotoluene	ND	---	20.0	ug/L	20	09/24/23 21:00	EPA 8260D	
4-Chlorotoluene	ND	---	20.0	ug/L	20	09/24/23 21:00	EPA 8260D	
Dibromochloromethane	ND	---	20.0	ug/L	20	09/24/23 21:00	EPA 8260D	
1,2-Dibromo-3-chloropropane	ND	---	100	ug/L	20	09/24/23 21:00	EPA 8260D	
1,2-Dibromoethane (EDB)	ND	---	10.0	ug/L	20	09/24/23 21:00	EPA 8260D	
Dibromomethane	ND	---	20.0	ug/L	20	09/24/23 21:00	EPA 8260D	
1,2-Dichlorobenzene	ND	---	10.0	ug/L	20	09/24/23 21:00	EPA 8260D	

Apex Laboratories

The results in this report apply to the samples analyzed in accordance with the chain of custody document(s) and updated by any subsequent written communications. This analytical report must be reproduced in its entirety.

Philip Nerenberg, Lab Director



ANALYTICAL REPORT

Apex Laboratories, LLC

6700 S.W. Sandburg Street
Tigard, OR 97223
503-718-2323
ORELAP ID: OR100062

WSP USA Environment & Infrastructure Inc.	Project: Mailwell	
15862 SW 72nd Ave. Suite 150	Project Number: 361M119101	Report ID:
Portland, OR 97224	Project Manager: John Kuiper	A3I1094 - 09 26 23 1743

ANALYTICAL SAMPLE RESULTS

Halogenated Volatile Organic Compounds by EPA 8260D

Analyte	Sample Result	Detection Limit	Reporting Limit	Units	Dilution	Date Analyzed	Method Ref.	Notes
MW-7-20230913 (A3I1094-02)			Matrix: Water			Batch: 23I0764		
1,3-Dichlorobenzene	ND	---	10.0	ug/L	20	09/24/23 21:00	EPA 8260D	
1,4-Dichlorobenzene	ND	---	10.0	ug/L	20	09/24/23 21:00	EPA 8260D	
Dichlorodifluoromethane	ND	---	20.0	ug/L	20	09/24/23 21:00	EPA 8260D	
1,1-Dichloroethane	ND	---	8.00	ug/L	20	09/24/23 21:00	EPA 8260D	
1,2-Dichloroethane (EDC)	ND	---	8.00	ug/L	20	09/24/23 21:00	EPA 8260D	
1,1-Dichloroethene	ND	---	8.00	ug/L	20	09/24/23 21:00	EPA 8260D	
cis-1,2-Dichloroethene	3930	---	8.00	ug/L	20	09/24/23 21:00	EPA 8260D	
trans-1,2-Dichloroethene	13.6	---	8.00	ug/L	20	09/24/23 21:00	EPA 8260D	
1,2-Dichloropropane	ND	---	10.0	ug/L	20	09/24/23 21:00	EPA 8260D	
1,3-Dichloropropane	ND	---	20.0	ug/L	20	09/24/23 21:00	EPA 8260D	
2,2-Dichloropropane	ND	---	20.0	ug/L	20	09/24/23 21:00	EPA 8260D	
1,1-Dichloropropene	ND	---	20.0	ug/L	20	09/24/23 21:00	EPA 8260D	
cis-1,3-Dichloropropene	ND	---	20.0	ug/L	20	09/24/23 21:00	EPA 8260D	
trans-1,3-Dichloropropene	ND	---	20.0	ug/L	20	09/24/23 21:00	EPA 8260D	
Hexachlorobutadiene	ND	---	100	ug/L	20	09/24/23 21:00	EPA 8260D	
Methylene chloride	ND	---	200	ug/L	20	09/24/23 21:00	EPA 8260D	
1,1,1,2-Tetrachloroethane	ND	---	8.00	ug/L	20	09/24/23 21:00	EPA 8260D	
1,1,2,2-Tetrachloroethane	ND	---	10.0	ug/L	20	09/24/23 21:00	EPA 8260D	
Tetrachloroethene (PCE)	168	---	8.00	ug/L	20	09/24/23 21:00	EPA 8260D	
1,2,3-Trichlorobenzene	ND	---	40.0	ug/L	20	09/24/23 21:00	EPA 8260D	
1,1,2-Trichloroethane	ND	---	10.0	ug/L	20	09/24/23 21:00	EPA 8260D	
1,2,4-Trichlorobenzene	ND	---	40.0	ug/L	20	09/24/23 21:00	EPA 8260D	
1,1,1-Trichloroethane	ND	---	8.00	ug/L	20	09/24/23 21:00	EPA 8260D	
Trichloroethene (TCE)	73.8	---	8.00	ug/L	20	09/24/23 21:00	EPA 8260D	
Trichlorofluoromethane	ND	---	40.0	ug/L	20	09/24/23 21:00	EPA 8260D	
1,2,3-Trichloropropane	ND	---	20.0	ug/L	20	09/24/23 21:00	EPA 8260D	
Vinyl chloride	ND	---	4.00	ug/L	20	09/24/23 21:00	EPA 8260D	
<i>Surrogate: 1,4-Difluorobenzene (Surr)</i>		<i>Recovery: 102 %</i>		<i>Limits: 80-120 %</i>	<i>1</i>	<i>09/24/23 21:00</i>	<i>EPA 8260D</i>	
<i>Toluene-d8 (Surr)</i>		<i>102 %</i>		<i>80-120 %</i>	<i>1</i>	<i>09/24/23 21:00</i>	<i>EPA 8260D</i>	
<i>4-Bromofluorobenzene (Surr)</i>		<i>102 %</i>		<i>80-120 %</i>	<i>1</i>	<i>09/24/23 21:00</i>	<i>EPA 8260D</i>	

MW-2-20230913 (A3I1094-03)			Matrix: Water			Batch: 23I0764		
Bromobenzene	ND	---	25.0	ug/L	50	09/24/23 22:08	EPA 8260D	

Apex Laboratories

The results in this report apply to the samples analyzed in accordance with the chain of custody document(s) and updated by any subsequent written communications. This analytical report must be reproduced in its entirety.

Philip Nerenberg, Lab Director



ANALYTICAL REPORT

Apex Laboratories, LLC

6700 S.W. Sandburg Street
Tigard, OR 97223
503-718-2323
ORELAP ID: OR100062

WSP USA Environment & Infrastructure Inc. 15862 SW 72nd Ave. Suite 150 Portland, OR 97224	Project: Mailwell Project Number: 361M119101 Project Manager: John Kuiper	Report ID: A311094 - 09 26 23 1743
--	--	---

ANALYTICAL SAMPLE RESULTS

Halogenated Volatile Organic Compounds by EPA 8260D

Analyte	Sample Result	Detection Limit	Reporting Limit	Units	Dilution	Date Analyzed	Method Ref.	Notes
MW-2-20230913 (A311094-03)			Matrix: Water			Batch: 2310764		
Bromochloromethane	ND	---	50.0	ug/L	50	09/24/23 22:08	EPA 8260D	
Bromodichloromethane	ND	---	50.0	ug/L	50	09/24/23 22:08	EPA 8260D	
Bromoform	ND	---	50.0	ug/L	50	09/24/23 22:08	EPA 8260D	
Bromomethane	ND	---	250	ug/L	50	09/24/23 22:08	EPA 8260D	
Carbon tetrachloride	ND	---	50.0	ug/L	50	09/24/23 22:08	EPA 8260D	
Chlorobenzene	ND	---	25.0	ug/L	50	09/24/23 22:08	EPA 8260D	
Chloroethane	ND	---	250	ug/L	50	09/24/23 22:08	EPA 8260D	
Chloroform	ND	---	50.0	ug/L	50	09/24/23 22:08	EPA 8260D	
Chloromethane	ND	---	250	ug/L	50	09/24/23 22:08	EPA 8260D	
2-Chlorotoluene	ND	---	50.0	ug/L	50	09/24/23 22:08	EPA 8260D	
4-Chlorotoluene	ND	---	50.0	ug/L	50	09/24/23 22:08	EPA 8260D	
Dibromochloromethane	ND	---	50.0	ug/L	50	09/24/23 22:08	EPA 8260D	
1,2-Dibromo-3-chloropropane	ND	---	250	ug/L	50	09/24/23 22:08	EPA 8260D	
1,2-Dibromoethane (EDB)	ND	---	25.0	ug/L	50	09/24/23 22:08	EPA 8260D	
Dibromomethane	ND	---	50.0	ug/L	50	09/24/23 22:08	EPA 8260D	
1,2-Dichlorobenzene	ND	---	25.0	ug/L	50	09/24/23 22:08	EPA 8260D	
1,3-Dichlorobenzene	ND	---	25.0	ug/L	50	09/24/23 22:08	EPA 8260D	
1,4-Dichlorobenzene	ND	---	25.0	ug/L	50	09/24/23 22:08	EPA 8260D	
Dichlorodifluoromethane	ND	---	50.0	ug/L	50	09/24/23 22:08	EPA 8260D	
1,1-Dichloroethane	ND	---	20.0	ug/L	50	09/24/23 22:08	EPA 8260D	
1,2-Dichloroethane (EDC)	ND	---	20.0	ug/L	50	09/24/23 22:08	EPA 8260D	
1,1-Dichloroethene	20.0	---	20.0	ug/L	50	09/24/23 22:08	EPA 8260D	
trans-1,2-Dichloroethene	37.5	---	20.0	ug/L	50	09/24/23 22:08	EPA 8260D	
1,2-Dichloropropane	ND	---	25.0	ug/L	50	09/24/23 22:08	EPA 8260D	
1,3-Dichloropropane	ND	---	50.0	ug/L	50	09/24/23 22:08	EPA 8260D	
2,2-Dichloropropane	ND	---	50.0	ug/L	50	09/24/23 22:08	EPA 8260D	
1,1-Dichloropropene	ND	---	50.0	ug/L	50	09/24/23 22:08	EPA 8260D	
cis-1,3-Dichloropropene	ND	---	50.0	ug/L	50	09/24/23 22:08	EPA 8260D	
trans-1,3-Dichloropropene	ND	---	50.0	ug/L	50	09/24/23 22:08	EPA 8260D	
Hexachlorobutadiene	ND	---	250	ug/L	50	09/24/23 22:08	EPA 8260D	
Methylene chloride	ND	---	500	ug/L	50	09/24/23 22:08	EPA 8260D	
1,1,1,2-Tetrachloroethane	ND	---	20.0	ug/L	50	09/24/23 22:08	EPA 8260D	
1,1,2,2-Tetrachloroethane	ND	---	25.0	ug/L	50	09/24/23 22:08	EPA 8260D	

Apex Laboratories

Philip Nerenberg, Lab Director

The results in this report apply to the samples analyzed in accordance with the chain of custody document(s) and updated by any subsequent written communications. This analytical report must be reproduced in its entirety.



ANALYTICAL REPORT

Apex Laboratories, LLC

6700 S.W. Sandburg Street
Tigard, OR 97223
503-718-2323
ORELAP ID: OR100062

WSP USA Environment & Infrastructure Inc. 15862 SW 72nd Ave. Suite 150 Portland, OR 97224	Project: Mailwell Project Number: 361M119101 Project Manager: John Kuiper	Report ID: A311094 - 09 26 23 1743
--	--	---

ANALYTICAL SAMPLE RESULTS

Halogenated Volatile Organic Compounds by EPA 8260D

Analyte	Sample Result	Detection Limit	Reporting Limit	Units	Dilution	Date Analyzed	Method Ref.	Notes
MW-2-20230913 (A311094-03)			Matrix: Water			Batch: 2310764		
Tetrachloroethene (PCE)	796	---	20.0	ug/L	50	09/24/23 22:08	EPA 8260D	
1,2,3-Trichlorobenzene	ND	---	100	ug/L	50	09/24/23 22:08	EPA 8260D	
1,1,2-Trichloroethane	ND	---	25.0	ug/L	50	09/24/23 22:08	EPA 8260D	
1,2,4-Trichlorobenzene	ND	---	100	ug/L	50	09/24/23 22:08	EPA 8260D	
1,1,1-Trichloroethane	ND	---	20.0	ug/L	50	09/24/23 22:08	EPA 8260D	
Trichloroethene (TCE)	71.0	---	20.0	ug/L	50	09/24/23 22:08	EPA 8260D	
Trichlorofluoromethane	ND	---	100	ug/L	50	09/24/23 22:08	EPA 8260D	
1,2,3-Trichloropropane	ND	---	50.0	ug/L	50	09/24/23 22:08	EPA 8260D	
Vinyl chloride	ND	---	10.0	ug/L	50	09/24/23 22:08	EPA 8260D	
<i>Surrogate: 1,4-Difluorobenzene (Surr)</i>		<i>Recovery: 101 %</i>		<i>Limits: 80-120 %</i>		<i>1</i>	<i>09/24/23 22:08</i>	<i>EPA 8260D</i>
<i>Toluene-d8 (Surr)</i>		<i>104 %</i>		<i>80-120 %</i>		<i>1</i>	<i>09/24/23 22:08</i>	<i>EPA 8260D</i>
<i>4-Bromofluorobenzene (Surr)</i>		<i>102 %</i>		<i>80-120 %</i>		<i>1</i>	<i>09/24/23 22:08</i>	<i>EPA 8260D</i>
MW-2-20230913 (A311094-03RE1)			Matrix: Water			Batch: 2310772		
cis-1,2-Dichloroethene	12700	---	80.0	ug/L	200	09/25/23 17:46	EPA 8260D	
<i>Surrogate: 1,4-Difluorobenzene (Surr)</i>		<i>Recovery: 103 %</i>		<i>Limits: 80-120 %</i>		<i>1</i>	<i>09/25/23 17:46</i>	<i>EPA 8260D</i>
<i>Toluene-d8 (Surr)</i>		<i>104 %</i>		<i>80-120 %</i>		<i>1</i>	<i>09/25/23 17:46</i>	<i>EPA 8260D</i>
<i>4-Bromofluorobenzene (Surr)</i>		<i>103 %</i>		<i>80-120 %</i>		<i>1</i>	<i>09/25/23 17:46</i>	<i>EPA 8260D</i>

Apex Laboratories

The results in this report apply to the samples analyzed in accordance with the chain of custody document(s) and updated by any subsequent written communications. This analytical report must be reproduced in its entirety.

Philip Nerenberg, Lab Director



ANALYTICAL REPORT

Apex Laboratories, LLC

6700 S.W. Sandburg Street
 Tigard, OR 97223
 503-718-2323
 ORELAP ID: OR100062

WSP USA Environment & Infrastructure Inc.	Project: Mailwell	
15862 SW 72nd Ave. Suite 150	Project Number: 361M119101	Report ID:
Portland, OR 97224	Project Manager: John Kuiper	A311094 - 09 26 23 1743

QUALITY CONTROL (QC) SAMPLE RESULTS

Halogenated Volatile Organic Compounds by EPA 8260D

Analyte	Result	Detection Limit	Reporting Limit	Units	Dilution	Spike Amount	Source Result	% REC	% REC Limits	RPD	RPD Limit	Notes
Batch 2310764 - EPA 5030C						Water						
Blank (2310764-BLK1)			Prepared: 09/24/23 11:11 Analyzed: 09/24/23 14:34									
EPA 8260D												
Bromobenzene	ND	---	0.500	ug/L	1	---	---	---	---	---	---	
Bromochloromethane	ND	---	1.00	ug/L	1	---	---	---	---	---	---	
Bromodichloromethane	ND	---	1.00	ug/L	1	---	---	---	---	---	---	
Bromoform	ND	---	1.00	ug/L	1	---	---	---	---	---	---	
Bromomethane	ND	---	5.00	ug/L	1	---	---	---	---	---	---	
Carbon tetrachloride	ND	---	1.00	ug/L	1	---	---	---	---	---	---	
Chlorobenzene	ND	---	0.500	ug/L	1	---	---	---	---	---	---	
Chloroethane	ND	---	5.00	ug/L	1	---	---	---	---	---	---	
Chloroform	ND	---	1.00	ug/L	1	---	---	---	---	---	---	
Chloromethane	ND	---	5.00	ug/L	1	---	---	---	---	---	---	
2-Chlorotoluene	ND	---	1.00	ug/L	1	---	---	---	---	---	---	
4-Chlorotoluene	ND	---	1.00	ug/L	1	---	---	---	---	---	---	
Dibromochloromethane	ND	---	1.00	ug/L	1	---	---	---	---	---	---	
1,2-Dibromo-3-chloropropane	ND	---	5.00	ug/L	1	---	---	---	---	---	---	
1,2-Dibromoethane (EDB)	ND	---	0.500	ug/L	1	---	---	---	---	---	---	
Dibromomethane	ND	---	1.00	ug/L	1	---	---	---	---	---	---	
1,2-Dichlorobenzene	ND	---	0.500	ug/L	1	---	---	---	---	---	---	
1,3-Dichlorobenzene	ND	---	0.500	ug/L	1	---	---	---	---	---	---	
1,4-Dichlorobenzene	ND	---	0.500	ug/L	1	---	---	---	---	---	---	
Dichlorodifluoromethane	ND	---	1.00	ug/L	1	---	---	---	---	---	---	
1,1-Dichloroethane	ND	---	0.400	ug/L	1	---	---	---	---	---	---	
1,2-Dichloroethane (EDC)	ND	---	0.400	ug/L	1	---	---	---	---	---	---	
1,1-Dichloroethene	ND	---	0.400	ug/L	1	---	---	---	---	---	---	
cis-1,2-Dichloroethene	ND	---	0.400	ug/L	1	---	---	---	---	---	---	
trans-1,2-Dichloroethene	ND	---	0.400	ug/L	1	---	---	---	---	---	---	
1,2-Dichloropropane	ND	---	0.500	ug/L	1	---	---	---	---	---	---	
1,3-Dichloropropane	ND	---	1.00	ug/L	1	---	---	---	---	---	---	
2,2-Dichloropropane	ND	---	1.00	ug/L	1	---	---	---	---	---	---	
1,1-Dichloropropene	ND	---	1.00	ug/L	1	---	---	---	---	---	---	
cis-1,3-Dichloropropene	ND	---	1.00	ug/L	1	---	---	---	---	---	---	
trans-1,3-Dichloropropene	ND	---	1.00	ug/L	1	---	---	---	---	---	---	
Hexachlorobutadiene	ND	---	5.00	ug/L	1	---	---	---	---	---	---	
Methylene chloride	ND	---	10.0	ug/L	1	---	---	---	---	---	---	

Apex Laboratories

The results in this report apply to the samples analyzed in accordance with the chain of custody document(s) and updated by any subsequent written communications. This analytical report must be reproduced in its entirety.

Philip Nerenberg, Lab Director



ANALYTICAL REPORT

Apex Laboratories, LLC

6700 S.W. Sandburg Street
Tigard, OR 97223
503-718-2323
ORELAP ID: OR100062

WSP USA Environment & Infrastructure Inc. 15862 SW 72nd Ave. Suite 150 Portland, OR 97224	Project: Mailwell Project Number: 361M119101 Project Manager: John Kuiper	Report ID: A311094 - 09 26 23 1743
--	--	---

QUALITY CONTROL (QC) SAMPLE RESULTS

Halogenated Volatile Organic Compounds by EPA 8260D

Analyte	Result	Detection Limit	Reporting Limit	Units	Dilution	Spike Amount	Source Result	% REC	% REC Limits	RPD	RPD Limit	Notes
Batch 2310764 - EPA 5030C												
Water												
Blank (2310764-BLK1)			Prepared: 09/24/23 11:11			Analyzed: 09/24/23 14:34						
1,1,1,2-Tetrachloroethane	ND	---	0.400	ug/L	1	---	---	---	---	---	---	
1,1,2,2-Tetrachloroethane	ND	---	0.500	ug/L	1	---	---	---	---	---	---	
Tetrachloroethene (PCE)	ND	---	0.400	ug/L	1	---	---	---	---	---	---	
1,2,3-Trichlorobenzene	ND	---	2.00	ug/L	1	---	---	---	---	---	---	
1,1,2-Trichloroethane	ND	---	0.500	ug/L	1	---	---	---	---	---	---	
1,2,4-Trichlorobenzene	ND	---	2.00	ug/L	1	---	---	---	---	---	---	
1,1,1-Trichloroethane	ND	---	0.400	ug/L	1	---	---	---	---	---	---	
Trichloroethene (TCE)	ND	---	0.400	ug/L	1	---	---	---	---	---	---	
Trichlorofluoromethane	ND	---	2.00	ug/L	1	---	---	---	---	---	---	
1,2,3-Trichloropropane	ND	---	1.00	ug/L	1	---	---	---	---	---	---	
Vinyl chloride	ND	---	0.200	ug/L	1	---	---	---	---	---	---	
<i>Surr: 1,4-Difluorobenzene (Surr)</i>			<i>Recovery: 98 %</i>			<i>Limits: 80-120 %</i>			<i>Dilution: 1x</i>			
<i>Toluene-d8 (Surr)</i>			<i>103 %</i>			<i>80-120 %</i>			<i>"</i>			
<i>4-Bromofluorobenzene (Surr)</i>			<i>102 %</i>			<i>80-120 %</i>			<i>"</i>			

LCS (2310764-BS1)												
			Prepared: 09/24/23 11:11			Analyzed: 09/24/23 13:49						
EPA 8260D												
Bromobenzene	20.5	---	0.500	ug/L	1	20.0	---	103	80-120%	---	---	
Bromochloromethane	21.1	---	1.00	ug/L	1	20.0	---	106	80-120%	---	---	
Bromodichloromethane	20.8	---	1.00	ug/L	1	20.0	---	104	80-120%	---	---	
Bromoform	19.7	---	1.00	ug/L	1	20.0	---	99	80-120%	---	---	
Bromomethane	22.6	---	5.00	ug/L	1	20.0	---	113	80-120%	---	---	
Carbon tetrachloride	20.9	---	1.00	ug/L	1	20.0	---	105	80-120%	---	---	
Chlorobenzene	21.3	---	0.500	ug/L	1	20.0	---	107	80-120%	---	---	
Chloroethane	20.3	---	5.00	ug/L	1	20.0	---	101	80-120%	---	---	
Chloroform	20.2	---	1.00	ug/L	1	20.0	---	101	80-120%	---	---	
Chloromethane	18.8	---	5.00	ug/L	1	20.0	---	94	80-120%	---	---	
2-Chlorotoluene	21.3	---	1.00	ug/L	1	20.0	---	107	80-120%	---	---	
4-Chlorotoluene	22.7	---	1.00	ug/L	1	20.0	---	114	80-120%	---	---	
Dibromochloromethane	22.3	---	1.00	ug/L	1	20.0	---	112	80-120%	---	---	
1,2-Dibromo-3-chloropropane	20.7	---	5.00	ug/L	1	20.0	---	103	80-120%	---	---	
1,2-Dibromoethane (EDB)	21.5	---	0.500	ug/L	1	20.0	---	107	80-120%	---	---	
Dibromomethane	20.6	---	1.00	ug/L	1	20.0	---	103	80-120%	---	---	
1,2-Dichlorobenzene	22.0	---	0.500	ug/L	1	20.0	---	110	80-120%	---	---	

Apex Laboratories

The results in this report apply to the samples analyzed in accordance with the chain of custody document(s) and updated by any subsequent written communications. This analytical report must be reproduced in its entirety.



ANALYTICAL REPORT

Apex Laboratories, LLC

6700 S.W. Sandburg Street
Tigard, OR 97223
503-718-2323
ORELAP ID: OR100062

WSP USA Environment & Infrastructure Inc. 15862 SW 72nd Ave. Suite 150 Portland, OR 97224	Project: Mailwell Project Number: 361M119101 Project Manager: John Kuiper	Report ID: A311094 - 09 26 23 1743
--	--	--

QUALITY CONTROL (QC) SAMPLE RESULTS

Halogenated Volatile Organic Compounds by EPA 8260D

Analyte	Result	Detection Limit	Reporting Limit	Units	Dilution	Spike Amount	Source Result	% REC	% REC Limits	RPD	RPD Limit	Notes
Batch 2310764 - EPA 5030C												
Water												
LCS (2310764-BS1)												
Prepared: 09/24/23 11:11						Analyzed: 09/24/23 13:49						
1,3-Dichlorobenzene	22.2	---	0.500	ug/L	1	20.0	---	111	80-120%	---	---	
1,4-Dichlorobenzene	20.8	---	0.500	ug/L	1	20.0	---	104	80-120%	---	---	
Dichlorodifluoromethane	20.6	---	1.00	ug/L	1	20.0	---	103	80-120%	---	---	
1,1-Dichloroethane	20.7	---	0.400	ug/L	1	20.0	---	104	80-120%	---	---	
1,2-Dichloroethane (EDC)	21.1	---	0.400	ug/L	1	20.0	---	105	80-120%	---	---	
1,1-Dichloroethene	22.4	---	0.400	ug/L	1	20.0	---	112	80-120%	---	---	
cis-1,2-Dichloroethene	21.0	---	0.400	ug/L	1	20.0	---	105	80-120%	---	---	
trans-1,2-Dichloroethene	22.5	---	0.400	ug/L	1	20.0	---	113	80-120%	---	---	
1,2-Dichloropropane	20.6	---	0.500	ug/L	1	20.0	---	103	80-120%	---	---	
1,3-Dichloropropane	21.3	---	1.00	ug/L	1	20.0	---	107	80-120%	---	---	
2,2-Dichloropropane	21.9	---	1.00	ug/L	1	20.0	---	110	80-120%	---	---	
1,1-Dichloropropene	21.0	---	1.00	ug/L	1	20.0	---	105	80-120%	---	---	
cis-1,3-Dichloropropene	22.3	---	1.00	ug/L	1	20.0	---	112	80-120%	---	---	
trans-1,3-Dichloropropene	22.7	---	1.00	ug/L	1	20.0	---	113	80-120%	---	---	
Hexachlorobutadiene	21.9	---	5.00	ug/L	1	20.0	---	110	80-120%	---	---	
Methylene chloride	23.2	---	10.0	ug/L	1	20.0	---	116	80-120%	---	---	
1,1,1,2-Tetrachloroethane	21.3	---	0.400	ug/L	1	20.0	---	106	80-120%	---	---	
1,1,2,2-Tetrachloroethane	21.2	---	0.500	ug/L	1	20.0	---	106	80-120%	---	---	
Tetrachloroethene (PCE)	21.2	---	0.400	ug/L	1	20.0	---	106	80-120%	---	---	
1,2,3-Trichlorobenzene	22.1	---	2.00	ug/L	1	20.0	---	110	80-120%	---	---	
1,1,2-Trichloroethane	21.1	---	0.500	ug/L	1	20.0	---	105	80-120%	---	---	
1,2,4-Trichlorobenzene	21.7	---	2.00	ug/L	1	20.0	---	109	80-120%	---	---	
1,1,1-Trichloroethane	21.4	---	0.400	ug/L	1	20.0	---	107	80-120%	---	---	
Trichloroethene (TCE)	21.0	---	0.400	ug/L	1	20.0	---	105	80-120%	---	---	
Trichlorofluoromethane	21.2	---	2.00	ug/L	1	20.0	---	106	80-120%	---	---	
1,2,3-Trichloropropane	20.8	---	1.00	ug/L	1	20.0	---	104	80-120%	---	---	
Vinyl chloride	21.1	---	0.200	ug/L	1	20.0	---	106	80-120%	---	---	
Surr: 1,4-Difluorobenzene (Surr) Recovery: 99 % Limits: 80-120 % Dilution: 1x												
Toluene-d8 (Surr) 101 % 80-120 % "												
4-Bromofluorobenzene (Surr) 97 % 80-120 % "												

Duplicate (2310764-DUP1) Prepared: 09/24/23 11:11 Analyzed: 09/24/23 22:31

QC Source Sample: MW-2-20230913 (A311094-03)
EPA 8260D

Apex Laboratories

The results in this report apply to the samples analyzed in accordance with the chain of custody document(s) and updated by any subsequent written communications. This analytical report must be reproduced in its entirety.



ANALYTICAL REPORT

Apex Laboratories, LLC

6700 S.W. Sandburg Street
Tigard, OR 97223
503-718-2323
ORELAP ID: OR100062

WSP USA Environment & Infrastructure Inc.	Project: Mailwell	
15862 SW 72nd Ave. Suite 150	Project Number: 361M119101	Report ID:
Portland, OR 97224	Project Manager: John Kuiper	A311094 - 09 26 23 1743

QUALITY CONTROL (QC) SAMPLE RESULTS

Halogenated Volatile Organic Compounds by EPA 8260D

Analyte	Result	Detection Limit	Reporting Limit	Units	Dilution	Spike Amount	Source Result	% REC	% REC Limits	RPD	RPD Limit	Notes
Batch 2310764 - EPA 5030C						Water						
Duplicate (2310764-DUP1)			Prepared: 09/24/23 11:11 Analyzed: 09/24/23 22:31									
QC Source Sample: MW-2-20230913 (A311094-03)												
Bromobenzene	ND	---	25.0	ug/L	50	---	ND	---	---	---	30%	
Bromochloromethane	ND	---	50.0	ug/L	50	---	ND	---	---	---	30%	
Bromodichloromethane	ND	---	50.0	ug/L	50	---	ND	---	---	---	30%	
Bromoform	ND	---	50.0	ug/L	50	---	ND	---	---	---	30%	
Bromomethane	ND	---	250	ug/L	50	---	ND	---	---	---	30%	
Carbon tetrachloride	ND	---	50.0	ug/L	50	---	ND	---	---	---	30%	
Chlorobenzene	ND	---	25.0	ug/L	50	---	ND	---	---	---	30%	
Chloroethane	ND	---	250	ug/L	50	---	ND	---	---	---	30%	
Chloroform	ND	---	50.0	ug/L	50	---	ND	---	---	---	30%	
Chloromethane	ND	---	250	ug/L	50	---	ND	---	---	---	30%	
2-Chlorotoluene	ND	---	50.0	ug/L	50	---	ND	---	---	---	30%	
4-Chlorotoluene	ND	---	50.0	ug/L	50	---	ND	---	---	---	30%	
Dibromochloromethane	ND	---	50.0	ug/L	50	---	ND	---	---	---	30%	
1,2-Dibromo-3-chloropropane	ND	---	250	ug/L	50	---	ND	---	---	---	30%	
1,2-Dibromoethane (EDB)	ND	---	25.0	ug/L	50	---	ND	---	---	---	30%	
Dibromomethane	ND	---	50.0	ug/L	50	---	ND	---	---	---	30%	
1,2-Dichlorobenzene	ND	---	25.0	ug/L	50	---	ND	---	---	---	30%	
1,3-Dichlorobenzene	ND	---	25.0	ug/L	50	---	ND	---	---	---	30%	
1,4-Dichlorobenzene	ND	---	25.0	ug/L	50	---	ND	---	---	---	30%	
Dichlorodifluoromethane	ND	---	50.0	ug/L	50	---	ND	---	---	---	30%	
1,1-Dichloroethane	ND	---	20.0	ug/L	50	---	ND	---	---	---	30%	
1,2-Dichloroethane (EDC)	ND	---	20.0	ug/L	50	---	ND	---	---	---	30%	
1,1-Dichloroethene	23.5	---	20.0	ug/L	50	---	20.0	---	---	16	30%	
cis-1,2-Dichloroethene	12500	---	20.0	ug/L	50	---	12400	---	---	0.8	30%	E
trans-1,2-Dichloroethene	39.0	---	20.0	ug/L	50	---	37.5	---	---	4	30%	
1,2-Dichloropropane	ND	---	25.0	ug/L	50	---	ND	---	---	---	30%	
1,3-Dichloropropane	ND	---	50.0	ug/L	50	---	ND	---	---	---	30%	
2,2-Dichloropropane	ND	---	50.0	ug/L	50	---	ND	---	---	---	30%	
1,1-Dichloropropene	ND	---	50.0	ug/L	50	---	ND	---	---	---	30%	
cis-1,3-Dichloropropene	ND	---	50.0	ug/L	50	---	ND	---	---	---	30%	
trans-1,3-Dichloropropene	ND	---	50.0	ug/L	50	---	ND	---	---	---	30%	
Hexachlorobutadiene	ND	---	250	ug/L	50	---	ND	---	---	---	30%	
Methylene chloride	ND	---	500	ug/L	50	---	ND	---	---	---	30%	

Apex Laboratories

The results in this report apply to the samples analyzed in accordance with the chain of custody document(s) and updated by any subsequent written communications. This analytical report must be reproduced in its entirety.



ANALYTICAL REPORT

Apex Laboratories, LLC

6700 S.W. Sandburg Street
Tigard, OR 97223
503-718-2323
ORELAP ID: **OR100062**

WSP USA Environment & Infrastructure Inc.
15862 SW 72nd Ave. Suite 150
Portland, OR 97224

Project: **Mailwell**
Project Number: **361M119101**
Project Manager: **John Kuiper**

Report ID:
A311094 - 09 26 23 1743

QUALITY CONTROL (QC) SAMPLE RESULTS

Halogenated Volatile Organic Compounds by EPA 8260D

Analyte	Result	Detection Limit	Reporting Limit	Units	Dilution	Spike Amount	Source Result	% REC	% REC Limits	RPD	RPD Limit	Notes
Batch 2310764 - EPA 5030C												
Water												
Duplicate (2310764-DUP1)												
Prepared: 09/24/23 11:11 Analyzed: 09/24/23 22:31												
QC Source Sample: MW-2-20230913 (A311094-03)												
1,1,1,2-Tetrachloroethane	ND	---	20.0	ug/L	50	---	ND	---	---	---	30%	
1,1,2,2-Tetrachloroethane	ND	---	25.0	ug/L	50	---	ND	---	---	---	30%	
Tetrachloroethene (PCE)	800	---	20.0	ug/L	50	---	796	---	---	0.4	30%	
1,2,3-Trichlorobenzene	ND	---	100	ug/L	50	---	ND	---	---	---	30%	
1,1,2-Trichloroethane	ND	---	25.0	ug/L	50	---	ND	---	---	---	30%	
1,2,4-Trichlorobenzene	ND	---	100	ug/L	50	---	ND	---	---	---	30%	
1,1,1-Trichloroethane	ND	---	20.0	ug/L	50	---	ND	---	---	---	30%	
Trichloroethene (TCE)	74.0	---	20.0	ug/L	50	---	71.0	---	---	4	30%	
Trichlorofluoromethane	ND	---	100	ug/L	50	---	ND	---	---	---	30%	
1,2,3-Trichloropropane	ND	---	50.0	ug/L	50	---	ND	---	---	---	30%	
Vinyl chloride	ND	---	10.0	ug/L	50	---	ND	---	---	---	30%	

Surr: 1,4-Difluorobenzene (Surr) Recovery: 100 % Limits: 80-120 % Dilution: 1x
 Toluene-d8 (Surr) 103 % 80-120 % "
 4-Bromofluorobenzene (Surr) 104 % 80-120 % "

Matrix Spike (2310764-MS1)

Prepared: 09/24/23 11:11 Analyzed: 09/24/23 23:39

QC Source Sample: Non-SDG (A311115-02)

EPA 8260D

Bromobenzene	21.4	---	0.500	ug/L	1	20.0	ND	107	80-120%	---	---	
Bromochloromethane	23.6	---	1.00	ug/L	1	20.0	ND	118	78-123%	---	---	
Bromodichloromethane	23.6	---	1.00	ug/L	1	20.0	ND	118	79-125%	---	---	
Bromoform	20.8	---	1.00	ug/L	1	20.0	ND	104	66-130%	---	---	
Bromomethane	27.6	---	5.00	ug/L	1	20.0	ND	138	53-141%	---	---	
Carbon tetrachloride	24.3	---	1.00	ug/L	1	20.0	ND	122	72-136%	---	---	
Chlorobenzene	22.5	---	0.500	ug/L	1	20.0	ND	112	80-120%	---	---	
Chloroethane	24.3	---	5.00	ug/L	1	20.0	ND	122	60-138%	---	---	
Chloroform	22.7	---	1.00	ug/L	1	20.0	ND	113	79-124%	---	---	
Chloromethane	21.8	---	5.00	ug/L	1	20.0	ND	109	50-139%	---	---	
2-Chlorotoluene	22.0	---	1.00	ug/L	1	20.0	ND	110	79-122%	---	---	
4-Chlorotoluene	22.7	---	1.00	ug/L	1	20.0	ND	113	78-122%	---	---	
Dibromochloromethane	22.8	---	1.00	ug/L	1	20.0	ND	114	74-126%	---	---	
1,2-Dibromo-3-chloropropane	21.0	---	5.00	ug/L	1	20.0	ND	105	62-128%	---	---	
1,2-Dibromoethane (EDB)	22.1	---	0.500	ug/L	1	20.0	ND	110	77-121%	---	---	

Apex Laboratories

The results in this report apply to the samples analyzed in accordance with the chain of custody document(s) and updated by any subsequent written communications. This analytical report must be reproduced in its entirety.

Philip Nerenberg, Lab Director



ANALYTICAL REPORT

Apex Laboratories, LLC

6700 S.W. Sandburg Street
Tigard, OR 97223
503-718-2323
ORELAP ID: OR100062

WSP USA Environment & Infrastructure Inc. 15862 SW 72nd Ave. Suite 150 Portland, OR 97224	Project: Mailwell Project Number: 361M119101 Project Manager: John Kuiper	Report ID: A311094 - 09 26 23 1743
--	--	---

QUALITY CONTROL (QC) SAMPLE RESULTS

Halogenated Volatile Organic Compounds by EPA 8260D

Analyte	Result	Detection Limit	Reporting Limit	Units	Dilution	Spike Amount	Source Result	% REC	% REC Limits	RPD	RPD Limit	Notes
Batch 2310764 - EPA 5030C						Water						
Matrix Spike (2310764-MS1)			Prepared: 09/24/23 11:11 Analyzed: 09/24/23 23:39									
QC Source Sample: Non-SDG (A31115-02)												
Dibromomethane	22.6	---	1.00	ug/L	1	20.0	ND	113	79-123%	---	---	
1,2-Dichlorobenzene	22.5	---	0.500	ug/L	1	20.0	ND	112	80-120%	---	---	
1,3-Dichlorobenzene	22.8	---	0.500	ug/L	1	20.0	ND	114	80-120%	---	---	
1,4-Dichlorobenzene	21.8	---	0.500	ug/L	1	20.0	ND	109	79-120%	---	---	
Dichlorodifluoromethane	25.0	---	1.00	ug/L	1	20.0	ND	125	32-152%	---	---	
1,1-Dichloroethane	24.1	---	0.400	ug/L	1	20.0	0.620	118	77-125%	---	---	
1,2-Dichloroethane (EDC)	23.5	---	0.400	ug/L	1	20.0	ND	117	73-128%	---	---	
1,1-Dichloroethene	28.6	---	0.400	ug/L	1	20.0	ND	143	71-131%	---	---	Q-01
cis-1,2-Dichloroethene	29.0	---	0.400	ug/L	1	20.0	5.89	116	78-123%	---	---	
trans-1,2-Dichloroethene	28.0	---	0.400	ug/L	1	20.0	ND	140	75-124%	---	---	Q-01
1,2-Dichloropropane	22.7	---	0.500	ug/L	1	20.0	ND	114	78-122%	---	---	
1,3-Dichloropropane	21.8	---	1.00	ug/L	1	20.0	ND	109	80-120%	---	---	
2,2-Dichloropropane	21.1	---	1.00	ug/L	1	20.0	ND	105	60-139%	---	---	
1,1-Dichloropropene	23.5	---	1.00	ug/L	1	20.0	ND	118	79-125%	---	---	
cis-1,3-Dichloropropene	19.9	---	1.00	ug/L	1	20.0	ND	99	75-124%	---	---	
trans-1,3-Dichloropropene	22.8	---	1.00	ug/L	1	20.0	ND	114	73-127%	---	---	
Hexachlorobutadiene	22.5	---	5.00	ug/L	1	20.0	ND	112	66-134%	---	---	
Methylene chloride	26.2	---	10.0	ug/L	1	20.0	ND	131	74-124%	---	---	Q-01
1,1,1,2-Tetrachloroethane	22.4	---	0.400	ug/L	1	20.0	ND	112	78-124%	---	---	
1,1,2,2-Tetrachloroethane	22.4	---	0.500	ug/L	1	20.0	ND	112	71-121%	---	---	
Tetrachloroethene (PCE)	24.2	---	0.400	ug/L	1	20.0	1.08	115	74-129%	---	---	
1,2,3-Trichlorobenzene	22.1	---	2.00	ug/L	1	20.0	ND	110	69-129%	---	---	
1,1,2-Trichloroethane	22.0	---	0.500	ug/L	1	20.0	ND	110	80-120%	---	---	
1,2,4-Trichlorobenzene	20.4	---	2.00	ug/L	1	20.0	ND	102	69-130%	---	---	
1,1,1-Trichloroethane	25.2	---	0.400	ug/L	1	20.0	0.310	124	74-131%	---	---	
Trichloroethene (TCE)	24.5	---	0.400	ug/L	1	20.0	1.69	114	79-123%	---	---	
Trichlorofluoromethane	27.6	---	2.00	ug/L	1	20.0	ND	138	65-141%	---	---	
1,2,3-Trichloropropane	21.9	---	1.00	ug/L	1	20.0	ND	110	73-122%	---	---	
Vinyl chloride	25.4	---	0.200	ug/L	1	20.0	ND	127	58-137%	---	---	
<i>Surr: 1,4-Difluorobenzene (Surr)</i>		<i>Recovery: 103 %</i>		<i>Limits: 80-120 %</i>		<i>Dilution: 1x</i>						
<i>Toluene-d8 (Surr)</i>		<i>100 %</i>		<i>80-120 %</i>		<i>"</i>						
<i>4-Bromofluorobenzene (Surr)</i>		<i>94 %</i>		<i>80-120 %</i>		<i>"</i>						

Apex Laboratories

Philip Nerenberg, Lab Director

The results in this report apply to the samples analyzed in accordance with the chain of custody document(s) and updated by any subsequent written communications. This analytical report must be reproduced in its entirety.



ANALYTICAL REPORT

Apex Laboratories, LLC

6700 S.W. Sandburg Street
Tigard, OR 97223
503-718-2323
ORELAP ID: OR100062

WSP USA Environment & Infrastructure Inc. 15862 SW 72nd Ave. Suite 150 Portland, OR 97224	Project: Mailwell Project Number: 361M119101 Project Manager: John Kuiper	Report ID: A311094 - 09 26 23 1743
--	--	--

QUALITY CONTROL (QC) SAMPLE RESULTS

Halogenated Volatile Organic Compounds by EPA 8260D

Analyte	Result	Detection Limit	Reporting Limit	Units	Dilution	Spike Amount	Source Result	% REC	% REC Limits	RPD	RPD Limit	Notes
Batch 2310772 - EPA 5030C						Water						
Blank (2310772-BLK1)			Prepared: 09/25/23 09:27 Analyzed: 09/25/23 10:57									
EPA 8260D												
Bromobenzene	ND	---	0.500	ug/L	1	---	---	---	---	---	---	
Bromochloromethane	ND	---	1.00	ug/L	1	---	---	---	---	---	---	
Bromodichloromethane	ND	---	1.00	ug/L	1	---	---	---	---	---	---	
Bromoform	ND	---	1.00	ug/L	1	---	---	---	---	---	---	
Bromomethane	ND	---	5.00	ug/L	1	---	---	---	---	---	---	
Carbon tetrachloride	ND	---	1.00	ug/L	1	---	---	---	---	---	---	
Chlorobenzene	ND	---	0.500	ug/L	1	---	---	---	---	---	---	
Chloroethane	ND	---	5.00	ug/L	1	---	---	---	---	---	---	
Chloroform	ND	---	1.00	ug/L	1	---	---	---	---	---	---	
Chloromethane	ND	---	5.00	ug/L	1	---	---	---	---	---	---	
2-Chlorotoluene	ND	---	1.00	ug/L	1	---	---	---	---	---	---	
4-Chlorotoluene	ND	---	1.00	ug/L	1	---	---	---	---	---	---	
Dibromochloromethane	ND	---	1.00	ug/L	1	---	---	---	---	---	---	
1,2-Dibromo-3-chloropropane	ND	---	5.00	ug/L	1	---	---	---	---	---	---	
1,2-Dibromoethane (EDB)	ND	---	0.500	ug/L	1	---	---	---	---	---	---	
Dibromomethane	ND	---	1.00	ug/L	1	---	---	---	---	---	---	
1,2-Dichlorobenzene	ND	---	0.500	ug/L	1	---	---	---	---	---	---	
1,3-Dichlorobenzene	ND	---	0.500	ug/L	1	---	---	---	---	---	---	
1,4-Dichlorobenzene	ND	---	0.500	ug/L	1	---	---	---	---	---	---	
Dichlorodifluoromethane	ND	---	1.00	ug/L	1	---	---	---	---	---	---	
1,1-Dichloroethane	ND	---	0.400	ug/L	1	---	---	---	---	---	---	
1,2-Dichloroethane (EDC)	ND	---	0.400	ug/L	1	---	---	---	---	---	---	
1,1-Dichloroethene	ND	---	0.400	ug/L	1	---	---	---	---	---	---	
cis-1,2-Dichloroethene	ND	---	0.400	ug/L	1	---	---	---	---	---	---	
trans-1,2-Dichloroethene	ND	---	0.400	ug/L	1	---	---	---	---	---	---	
1,2-Dichloropropane	ND	---	0.500	ug/L	1	---	---	---	---	---	---	
1,3-Dichloropropane	ND	---	1.00	ug/L	1	---	---	---	---	---	---	
2,2-Dichloropropane	ND	---	1.00	ug/L	1	---	---	---	---	---	---	
1,1-Dichloropropene	ND	---	1.00	ug/L	1	---	---	---	---	---	---	
cis-1,3-Dichloropropene	ND	---	1.00	ug/L	1	---	---	---	---	---	---	
trans-1,3-Dichloropropene	ND	---	1.00	ug/L	1	---	---	---	---	---	---	
Hexachlorobutadiene	ND	---	5.00	ug/L	1	---	---	---	---	---	---	
Methylene chloride	ND	---	10.0	ug/L	1	---	---	---	---	---	---	

Apex Laboratories

The results in this report apply to the samples analyzed in accordance with the chain of custody document(s) and updated by any subsequent written communications. This analytical report must be reproduced in its entirety.



ANALYTICAL REPORT

Apex Laboratories, LLC

6700 S.W. Sandburg Street
Tigard, OR 97223
503-718-2323
ORELAP ID: OR100062

WSP USA Environment & Infrastructure Inc.	Project: Mailwell	
15862 SW 72nd Ave. Suite 150	Project Number: 361M119101	Report ID:
Portland, OR 97224	Project Manager: John Kuiper	A311094 - 09 26 23 1743

QUALITY CONTROL (QC) SAMPLE RESULTS

Halogenated Volatile Organic Compounds by EPA 8260D

Analyte	Result	Detection Limit	Reporting Limit	Units	Dilution	Spike Amount	Source Result	% REC	% REC Limits	RPD	RPD Limit	Notes
Batch 2310772 - EPA 5030C												
Water												
Blank (2310772-BLK1)												
Prepared: 09/25/23 09:27						Analyzed: 09/25/23 10:57						
1,1,1,2-Tetrachloroethane	ND	---	0.400	ug/L	1	---	---	---	---	---	---	
1,1,2,2-Tetrachloroethane	ND	---	0.500	ug/L	1	---	---	---	---	---	---	
Tetrachloroethene (PCE)	ND	---	0.400	ug/L	1	---	---	---	---	---	---	
1,2,3-Trichlorobenzene	ND	---	2.00	ug/L	1	---	---	---	---	---	---	
1,1,2-Trichloroethane	ND	---	0.500	ug/L	1	---	---	---	---	---	---	
1,2,4-Trichlorobenzene	ND	---	2.00	ug/L	1	---	---	---	---	---	---	
1,1,1-Trichloroethane	ND	---	0.400	ug/L	1	---	---	---	---	---	---	
Trichloroethene (TCE)	ND	---	0.400	ug/L	1	---	---	---	---	---	---	
Trichlorofluoromethane	ND	---	2.00	ug/L	1	---	---	---	---	---	---	
1,2,3-Trichloropropane	ND	---	1.00	ug/L	1	---	---	---	---	---	---	
Vinyl chloride	ND	---	0.200	ug/L	1	---	---	---	---	---	---	
<i>Surr: 1,4-Difluorobenzene (Surr)</i>		<i>Recovery: 101 %</i>		<i>Limits: 80-120 %</i>		<i>Dilution: 1x</i>						
<i>Toluene-d8 (Surr)</i>		<i>103 %</i>		<i>80-120 %</i>		<i>"</i>						
<i>4-Bromofluorobenzene (Surr)</i>		<i>103 %</i>		<i>80-120 %</i>		<i>"</i>						

LCS (2310772-BS1)												
Prepared: 09/25/23 09:27						Analyzed: 09/25/23 09:39						
EPA 8260D												
Bromobenzene	20.1	---	0.500	ug/L	1	20.0	---	100	80-120%	---	---	
Bromochloromethane	21.9	---	1.00	ug/L	1	20.0	---	110	80-120%	---	---	
Bromodichloromethane	21.7	---	1.00	ug/L	1	20.0	---	108	80-120%	---	---	
Bromoform	21.0	---	1.00	ug/L	1	20.0	---	105	80-120%	---	---	
Bromomethane	24.6	---	5.00	ug/L	1	20.0	---	123	80-120%	---	---	Q-56
Carbon tetrachloride	22.3	---	1.00	ug/L	1	20.0	---	112	80-120%	---	---	
Chlorobenzene	21.0	---	0.500	ug/L	1	20.0	---	105	80-120%	---	---	
Chloroethane	21.3	---	5.00	ug/L	1	20.0	---	107	80-120%	---	---	
Chloroform	20.7	---	1.00	ug/L	1	20.0	---	104	80-120%	---	---	
Chloromethane	19.5	---	5.00	ug/L	1	20.0	---	97	80-120%	---	---	
2-Chlorotoluene	20.3	---	1.00	ug/L	1	20.0	---	102	80-120%	---	---	
4-Chlorotoluene	21.6	---	1.00	ug/L	1	20.0	---	108	80-120%	---	---	
Dibromochloromethane	22.4	---	1.00	ug/L	1	20.0	---	112	80-120%	---	---	
1,2-Dibromo-3-chloropropane	21.3	---	5.00	ug/L	1	20.0	---	106	80-120%	---	---	
1,2-Dibromoethane (EDB)	21.3	---	0.500	ug/L	1	20.0	---	107	80-120%	---	---	
Dibromomethane	21.1	---	1.00	ug/L	1	20.0	---	106	80-120%	---	---	
1,2-Dichlorobenzene	21.4	---	0.500	ug/L	1	20.0	---	107	80-120%	---	---	

Apex Laboratories

The results in this report apply to the samples analyzed in accordance with the chain of custody document(s) and updated by any subsequent written communications. This analytical report must be reproduced in its entirety.



ANALYTICAL REPORT

Apex Laboratories, LLC

6700 S.W. Sandburg Street
Tigard, OR 97223
503-718-2323
ORELAP ID: OR100062

WSP USA Environment & Infrastructure Inc. 15862 SW 72nd Ave. Suite 150 Portland, OR 97224	Project: Mailwell Project Number: 361M119101 Project Manager: John Kuiper	Report ID: A311094 - 09 26 23 1743
--	--	---

QUALITY CONTROL (QC) SAMPLE RESULTS

Halogenated Volatile Organic Compounds by EPA 8260D

Analyte	Result	Detection Limit	Reporting Limit	Units	Dilution	Spike Amount	Source Result	% REC	% REC Limits	RPD	RPD Limit	Notes
Batch 2310772 - EPA 5030C												
Water												
LCS (2310772-BS1)												
Prepared: 09/25/23 09:27						Analyzed: 09/25/23 09:39						
1,3-Dichlorobenzene	21.7	---	0.500	ug/L	1	20.0	---	108	80-120%	---	---	
1,4-Dichlorobenzene	20.9	---	0.500	ug/L	1	20.0	---	105	80-120%	---	---	
Dichlorodifluoromethane	22.1	---	1.00	ug/L	1	20.0	---	110	80-120%	---	---	
1,1-Dichloroethane	21.3	---	0.400	ug/L	1	20.0	---	107	80-120%	---	---	
1,2-Dichloroethane (EDC)	21.7	---	0.400	ug/L	1	20.0	---	109	80-120%	---	---	
1,1-Dichloroethene	24.8	---	0.400	ug/L	1	20.0	---	124	80-120%	---	---	Q-56
cis-1,2-Dichloroethene	20.7	---	0.400	ug/L	1	20.0	---	103	80-120%	---	---	
trans-1,2-Dichloroethene	24.6	---	0.400	ug/L	1	20.0	---	123	80-120%	---	---	Q-56
1,2-Dichloropropane	20.8	---	0.500	ug/L	1	20.0	---	104	80-120%	---	---	
1,3-Dichloropropane	20.5	---	1.00	ug/L	1	20.0	---	102	80-120%	---	---	
2,2-Dichloropropane	23.2	---	1.00	ug/L	1	20.0	---	116	80-120%	---	---	
1,1-Dichloropropene	21.0	---	1.00	ug/L	1	20.0	---	105	80-120%	---	---	
cis-1,3-Dichloropropene	21.4	---	1.00	ug/L	1	20.0	---	107	80-120%	---	---	
trans-1,3-Dichloropropene	22.9	---	1.00	ug/L	1	20.0	---	115	80-120%	---	---	
Hexachlorobutadiene	21.8	---	5.00	ug/L	1	20.0	---	109	80-120%	---	---	
Methylene chloride	24.8	---	10.0	ug/L	1	20.0	---	124	80-120%	---	---	Q-56
1,1,1,2-Tetrachloroethane	21.7	---	0.400	ug/L	1	20.0	---	109	80-120%	---	---	
1,1,2,2-Tetrachloroethane	21.7	---	0.500	ug/L	1	20.0	---	108	80-120%	---	---	
Tetrachloroethene (PCE)	21.2	---	0.400	ug/L	1	20.0	---	106	80-120%	---	---	
1,2,3-Trichlorobenzene	21.5	---	2.00	ug/L	1	20.0	---	107	80-120%	---	---	
1,1,2-Trichloroethane	21.0	---	0.500	ug/L	1	20.0	---	105	80-120%	---	---	
1,2,4-Trichlorobenzene	20.2	---	2.00	ug/L	1	20.0	---	101	80-120%	---	---	
1,1,1-Trichloroethane	22.1	---	0.400	ug/L	1	20.0	---	111	80-120%	---	---	
Trichloroethene (TCE)	21.0	---	0.400	ug/L	1	20.0	---	105	80-120%	---	---	
Trichlorofluoromethane	24.4	---	2.00	ug/L	1	20.0	---	122	80-120%	---	---	Q-56
1,2,3-Trichloropropane	21.5	---	1.00	ug/L	1	20.0	---	107	80-120%	---	---	
Vinyl chloride	22.0	---	0.200	ug/L	1	20.0	---	110	80-120%	---	---	
Surr: 1,4-Difluorobenzene (Surr) Recovery: 101 % Limits: 80-120 % Dilution: 1x												
Toluene-d8 (Surr) 101 % 80-120 % "												
4-Bromofluorobenzene (Surr) 95 % 80-120 % "												

Duplicate (2310772-DUP1)												
Prepared: 09/25/23 09:27						Analyzed: 09/25/23 18:31						
QC Source Sample: Non-SDG (A311115-06)												
Bromobenzene	ND	---	25.0	ug/L	50	---	ND	---	---	---	30%	

Apex Laboratories

The results in this report apply to the samples analyzed in accordance with the chain of custody document(s) and updated by any subsequent written communications. This analytical report must be reproduced in its entirety.



ANALYTICAL REPORT

Apex Laboratories, LLC

6700 S.W. Sandburg Street
Tigard, OR 97223
503-718-2323
ORELAP ID: OR100062

WSP USA Environment & Infrastructure Inc. 15862 SW 72nd Ave. Suite 150 Portland, OR 97224	Project: Mailwell Project Number: 361M119101 Project Manager: John Kuiper	Report ID: A311094 - 09 26 23 1743
--	--	--

QUALITY CONTROL (QC) SAMPLE RESULTS

Halogenated Volatile Organic Compounds by EPA 8260D

Analyte	Result	Detection Limit	Reporting Limit	Units	Dilution	Spike Amount	Source Result	% REC	% REC Limits	RPD	RPD Limit	Notes
Batch 2310772 - EPA 5030C						Water						
Duplicate (2310772-DUP1)			Prepared: 09/25/23 09:27 Analyzed: 09/25/23 18:31									
QC Source Sample: Non-SDG (A311115-06)												
Bromochloromethane	ND	---	50.0	ug/L	50	---	ND	---	---	---	30%	
Bromodichloromethane	ND	---	50.0	ug/L	50	---	ND	---	---	---	30%	
Bromoform	ND	---	50.0	ug/L	50	---	ND	---	---	---	30%	
Bromomethane	ND	---	250	ug/L	50	---	ND	---	---	---	30%	
Carbon tetrachloride	ND	---	50.0	ug/L	50	---	ND	---	---	---	30%	
Chlorobenzene	ND	---	25.0	ug/L	50	---	ND	---	---	---	30%	
Chloroethane	ND	---	250	ug/L	50	---	ND	---	---	---	30%	
Chloroform	ND	---	50.0	ug/L	50	---	ND	---	---	---	30%	
Chloromethane	ND	---	250	ug/L	50	---	ND	---	---	---	30%	
2-Chlorotoluene	ND	---	50.0	ug/L	50	---	ND	---	---	---	30%	
4-Chlorotoluene	ND	---	50.0	ug/L	50	---	ND	---	---	---	30%	
Dibromochloromethane	ND	---	50.0	ug/L	50	---	ND	---	---	---	30%	
1,2-Dibromo-3-chloropropane	ND	---	250	ug/L	50	---	ND	---	---	---	30%	
1,2-Dibromoethane (EDB)	ND	---	25.0	ug/L	50	---	ND	---	---	---	30%	
Dibromomethane	ND	---	50.0	ug/L	50	---	ND	---	---	---	30%	
1,2-Dichlorobenzene	ND	---	25.0	ug/L	50	---	ND	---	---	---	30%	
1,3-Dichlorobenzene	ND	---	25.0	ug/L	50	---	ND	---	---	---	30%	
1,4-Dichlorobenzene	ND	---	25.0	ug/L	50	---	ND	---	---	---	30%	
Dichlorodifluoromethane	ND	---	50.0	ug/L	50	---	ND	---	---	---	30%	
1,1-Dichloroethane	ND	---	20.0	ug/L	50	---	ND	---	---	---	30%	
1,2-Dichloroethane (EDC)	ND	---	20.0	ug/L	50	---	ND	---	---	---	30%	
1,1-Dichloroethene	42.0	---	20.0	ug/L	50	---	36.5	---	---	14	30%	Q-54b
cis-1,2-Dichloroethene	415	---	20.0	ug/L	50	---	387	---	---	7	30%	
trans-1,2-Dichloroethene	ND	---	20.0	ug/L	50	---	ND	---	---	---	30%	
1,2-Dichloropropane	ND	---	25.0	ug/L	50	---	ND	---	---	---	30%	
1,3-Dichloropropane	ND	---	50.0	ug/L	50	---	ND	---	---	---	30%	
2,2-Dichloropropane	ND	---	50.0	ug/L	50	---	ND	---	---	---	30%	
1,1-Dichloropropene	ND	---	50.0	ug/L	50	---	ND	---	---	---	30%	
cis-1,3-Dichloropropene	ND	---	50.0	ug/L	50	---	ND	---	---	---	30%	
trans-1,3-Dichloropropene	ND	---	50.0	ug/L	50	---	ND	---	---	---	30%	
Hexachlorobutadiene	ND	---	250	ug/L	50	---	ND	---	---	---	30%	
Methylene chloride	ND	---	500	ug/L	50	---	ND	---	---	---	30%	
1,1,1,2-Tetrachloroethane	ND	---	20.0	ug/L	50	---	ND	---	---	---	30%	

Apex Laboratories

The results in this report apply to the samples analyzed in accordance with the chain of custody document(s) and updated by any subsequent written communications. This analytical report must be reproduced in its entirety.



ANALYTICAL REPORT

Apex Laboratories, LLC

6700 S.W. Sandburg Street
Tigard, OR 97223
503-718-2323
ORELAP ID: OR100062

WSP USA Environment & Infrastructure Inc. 15862 SW 72nd Ave. Suite 150 Portland, OR 97224	Project: Mailwell Project Number: 361M119101 Project Manager: John Kuiper	Report ID: A311094 - 09 26 23 1743
--	--	---

QUALITY CONTROL (QC) SAMPLE RESULTS

Halogenated Volatile Organic Compounds by EPA 8260D

Analyte	Result	Detection Limit	Reporting Limit	Units	Dilution	Spike Amount	Source Result	% REC	% REC Limits	RPD	RPD Limit	Notes
Batch 2310772 - EPA 5030C												
Water												
Duplicate (2310772-DUP1) Prepared: 09/25/23 09:27 Analyzed: 09/25/23 18:31												
QC Source Sample: Non-SDG (A31115-06)												
1,1,2,2-Tetrachloroethane	ND	---	25.0	ug/L	50	---	ND	---	---	---	30%	
Tetrachloroethane (PCE)	6560	---	20.0	ug/L	50	---	6120	---	---	7	30%	
1,2,3-Trichlorobenzene	ND	---	100	ug/L	50	---	ND	---	---	---	30%	
1,1,2-Trichloroethane	ND	---	25.0	ug/L	50	---	ND	---	---	---	30%	
1,2,4-Trichlorobenzene	ND	---	100	ug/L	50	---	ND	---	---	---	30%	
1,1,1-Trichloroethane	35.0	---	20.0	ug/L	50	---	33.5	---	---	4	30%	
Trichloroethene (TCE)	1220	---	20.0	ug/L	50	---	1130	---	---	8	30%	
Trichlorofluoromethane	ND	---	100	ug/L	50	---	ND	---	---	---	30%	
1,2,3-Trichloropropane	ND	---	50.0	ug/L	50	---	ND	---	---	---	30%	
Vinyl chloride	25.0	---	10.0	ug/L	50	---	23.0	---	---	8	30%	
<i>Surr: 1,4-Difluorobenzene (Surr) Recovery: 108 % Limits: 80-120 % Dilution: 1x</i> <i>Toluene-d8 (Surr) 104 % 80-120 % "</i> <i>4-Bromofluorobenzene (Surr) 102 % 80-120 % "</i>												

Matrix Spike (2310772-MS1) Prepared: 09/25/23 09:27 Analyzed: 09/25/23 15:07												
QC Source Sample: Non-SDG (A31115-05)												
EPA 8260D												
Bromobenzene	21.3	---	0.500	ug/L	1	20.0	ND	107	80-120%	---	---	
Bromochloromethane	23.5	---	1.00	ug/L	1	20.0	ND	118	78-123%	---	---	
Bromodichloromethane	23.7	---	1.00	ug/L	1	20.0	ND	118	79-125%	---	---	
Bromoform	21.7	---	1.00	ug/L	1	20.0	ND	109	66-130%	---	---	
Bromomethane	28.2	---	5.00	ug/L	1	20.0	ND	141	53-141%	---	---	Q-54a
Carbon tetrachloride	25.1	---	1.00	ug/L	1	20.0	ND	126	72-136%	---	---	
Chlorobenzene	22.8	---	0.500	ug/L	1	20.0	ND	114	80-120%	---	---	
Chloroethane	26.5	---	5.00	ug/L	1	20.0	ND	132	60-138%	---	---	
Chloroform	22.7	---	1.00	ug/L	1	20.0	ND	113	79-124%	---	---	
Chloromethane	21.8	---	5.00	ug/L	1	20.0	ND	109	50-139%	---	---	
2-Chlorotoluene	22.2	---	1.00	ug/L	1	20.0	ND	111	79-122%	---	---	
4-Chlorotoluene	23.5	---	1.00	ug/L	1	20.0	ND	117	78-122%	---	---	
Dibromochloromethane	24.0	---	1.00	ug/L	1	20.0	ND	120	74-126%	---	---	
1,2-Dibromo-3-chloropropane	21.4	---	5.00	ug/L	1	20.0	ND	107	62-128%	---	---	
1,2-Dibromoethane (EDB)	22.5	---	0.500	ug/L	1	20.0	ND	113	77-121%	---	---	
Dibromomethane	23.0	---	1.00	ug/L	1	20.0	ND	115	79-123%	---	---	

Apex Laboratories

The results in this report apply to the samples analyzed in accordance with the chain of custody document(s) and updated by any subsequent written communications. This analytical report must be reproduced in its entirety.



ANALYTICAL REPORT

Apex Laboratories, LLC

6700 S.W. Sandburg Street
Tigard, OR 97223
503-718-2323
ORELAP ID: OR100062

WSP USA Environment & Infrastructure Inc.	Project: Mailwell	
15862 SW 72nd Ave. Suite 150	Project Number: 361M119101	Report ID:
Portland, OR 97224	Project Manager: John Kuiper	A311094 - 09 26 23 1743

QUALITY CONTROL (QC) SAMPLE RESULTS

Halogenated Volatile Organic Compounds by EPA 8260D

Analyte	Result	Detection Limit	Reporting Limit	Units	Dilution	Spike Amount	Source Result	% REC	% REC Limits	RPD	RPD Limit	Notes
Batch 2310772 - EPA 5030C						Water						
Matrix Spike (2310772-MS1)			Prepared: 09/25/23 09:27 Analyzed: 09/25/23 15:07									
QC Source Sample: Non-SDG (A31115-05)												
1,2-Dichlorobenzene	22.7	---	0.500	ug/L	1	20.0	ND	114	80-120%	---	---	
1,3-Dichlorobenzene	23.5	---	0.500	ug/L	1	20.0	ND	117	80-120%	---	---	
1,4-Dichlorobenzene	22.2	---	0.500	ug/L	1	20.0	ND	111	79-120%	---	---	
Dichlorodifluoromethane	25.4	---	1.00	ug/L	1	20.0	ND	127	32-152%	---	---	
1,1-Dichloroethane	23.6	---	0.400	ug/L	1	20.0	ND	118	77-125%	---	---	
1,2-Dichloroethane (EDC)	23.5	---	0.400	ug/L	1	20.0	ND	117	73-128%	---	---	
1,1-Dichloroethene	29.9	---	0.400	ug/L	1	20.0	ND	149	71-131%	---	---	Q-54b
cis-1,2-Dichloroethene	22.5	---	0.400	ug/L	1	20.0	ND	112	78-123%	---	---	
trans-1,2-Dichloroethene	29.3	---	0.400	ug/L	1	20.0	ND	146	75-124%	---	---	Q-54a
1,2-Dichloropropane	22.7	---	0.500	ug/L	1	20.0	ND	114	78-122%	---	---	
1,3-Dichloropropane	22.1	---	1.00	ug/L	1	20.0	ND	110	80-120%	---	---	
2,2-Dichloropropane	24.1	---	1.00	ug/L	1	20.0	ND	120	60-139%	---	---	
1,1-Dichloropropene	23.6	---	1.00	ug/L	1	20.0	ND	118	79-125%	---	---	
cis-1,3-Dichloropropene	20.6	---	1.00	ug/L	1	20.0	ND	103	75-124%	---	---	
trans-1,3-Dichloropropene	24.1	---	1.00	ug/L	1	20.0	ND	121	73-127%	---	---	
Hexachlorobutadiene	23.1	---	5.00	ug/L	1	20.0	ND	116	66-134%	---	---	
Methylene chloride	27.6	---	10.0	ug/L	1	20.0	ND	138	74-124%	---	---	Q-54b
1,1,1,2-Tetrachloroethane	23.2	---	0.400	ug/L	1	20.0	ND	116	78-124%	---	---	
1,1,2,2-Tetrachloroethane	22.9	---	0.500	ug/L	1	20.0	ND	115	71-121%	---	---	
Tetrachloroethene (PCE)	23.9	---	0.400	ug/L	1	20.0	0.270	118	74-129%	---	---	
1,2,3-Trichlorobenzene	22.2	---	2.00	ug/L	1	20.0	ND	111	69-129%	---	---	
1,1,2-Trichloroethane	22.6	---	0.500	ug/L	1	20.0	ND	113	80-120%	---	---	
1,2,4-Trichlorobenzene	20.9	---	2.00	ug/L	1	20.0	ND	104	69-130%	---	---	
1,1,1-Trichloroethane	24.8	---	0.400	ug/L	1	20.0	ND	124	74-131%	---	---	
Trichloroethene (TCE)	22.8	---	0.400	ug/L	1	20.0	ND	114	79-123%	---	---	
Trichlorofluoromethane	29.1	---	2.00	ug/L	1	20.0	ND	145	65-141%	---	---	Q-54
1,2,3-Trichloropropane	22.3	---	1.00	ug/L	1	20.0	ND	111	73-122%	---	---	
Vinyl chloride	25.7	---	0.200	ug/L	1	20.0	ND	129	58-137%	---	---	
Surr: 1,4-Difluorobenzene (Surr)		Recovery: 101 %		Limits: 80-120 %		Dilution: 1x						
Toluene-d8 (Surr)		100 %		80-120 %		"						
4-Bromofluorobenzene (Surr)		94 %		80-120 %		"						

Apex Laboratories

The results in this report apply to the samples analyzed in accordance with the chain of custody document(s) and updated by any subsequent written communications. This analytical report must be reproduced in its entirety.



ANALYTICAL REPORT

Apex Laboratories, LLC

6700 S.W. Sandburg Street
Tigard, OR 97223
503-718-2323
ORELAP ID: OR100062

WSP USA Environment & Infrastructure Inc. 15862 SW 72nd Ave. Suite 150 Portland, OR 97224	Project: Mailwell Project Number: 361M119101 Project Manager: John Kuiper	Report ID: A311094 - 09 26 23 1743
--	--	---

SAMPLE PREPARATION INFORMATION

Halogenated Volatile Organic Compounds by EPA 8260D

Prep: EPA 5030C					Sample	Default	RL Prep
Lab Number	Matrix	Method	Sampled	Prepared	Initial/Final	Initial/Final	Factor
<u>Batch: 2310764</u>							
A311094-02	Water	EPA 8260D	09/13/23 12:26	09/24/23 12:58	5mL/5mL	5mL/5mL	1.00
A311094-03	Water	EPA 8260D	09/13/23 13:01	09/24/23 12:58	5mL/5mL	5mL/5mL	1.00
<u>Batch: 2310772</u>							
A311094-01RE1	Water	EPA 8260D	09/13/23 11:37	09/25/23 09:27	5mL/5mL	5mL/5mL	1.00
A311094-03RE1	Water	EPA 8260D	09/13/23 13:01	09/25/23 09:27	5mL/5mL	5mL/5mL	1.00

Apex Laboratories

Philip Nerenberg, Lab Director

The results in this report apply to the samples analyzed in accordance with the chain of custody document(s) and updated by any subsequent written communications. This analytical report must be reproduced in its entirety.



ANALYTICAL REPORT

Apex Laboratories, LLC

6700 S.W. Sandburg Street
Tigard, OR 97223
503-718-2323
ORELAP ID: OR100062

WSP USA Environment & Infrastructure Inc. 15862 SW 72nd Ave. Suite 150 Portland, OR 97224	Project: Mailwell Project Number: 361M119101 Project Manager: John Kuiper	Report ID: A311094 - 09 26 23 1743
--	--	---

QUALIFIER DEFINITIONS

Client Sample and Quality Control (QC) Sample Qualifier Definitions:

Apex Laboratories

- E** Estimated Value. The result is above the calibration range of the instrument.
- Q-01** Spike recovery and/or RPD is outside acceptance limits.
- Q-54** Daily Continuing Calibration Verification recovery for this analyte failed the +/-20% criteria listed in EPA method 8260/8270 by +2%. The results are reported as Estimated Values.
- Q-54a** Daily Continuing Calibration Verification recovery for this analyte failed the +/-20% criteria listed in EPA method 8260/8270 by +3%. The results are reported as Estimated Values.
- Q-54b** Daily Continuing Calibration Verification recovery for this analyte failed the +/-20% criteria listed in EPA method 8260/8270 by +4%. The results are reported as Estimated Values.
- Q-56** Daily CCV/LCS recovery for this analyte was above the +/-20% criteria listed in EPA 8260

Apex Laboratories

The results in this report apply to the samples analyzed in accordance with the chain of custody document(s) and updated by any subsequent written communications. This analytical report must be reproduced in its entirety.



ANALYTICAL REPORT

Apex Laboratories, LLC

6700 S.W. Sandburg Street
Tigard, OR 97223
503-718-2323
ORELAP ID: OR100062

WSP USA Environment & Infrastructure Inc. 15862 SW 72nd Ave. Suite 150 Portland, OR 97224	Project: Mailwell Project Number: 361M119101 Project Manager: John Kuiper	Report ID: A311094 - 09 26 23 1743
--	--	---

REPORTING NOTES AND CONVENTIONS:

Abbreviations:

- DET Analyte DETECTED at or above the detection or reporting limit.
- ND Analyte NOT DETECTED at or above the detection or reporting limit.
- NR Result Not Reported
- RPD Relative Percent Difference. RPDs for Matrix Spikes and Matrix Spike Duplicates are based on concentration, not recovery.

Detection Limits: Limit of Detection (LOD)

Limits of Detection (LODs) are normally set at a level of one half the validated Limit of Quantitation (LOQ).
If no value is listed ('-----'), then the data has not been evaluated below the Reporting Limit.

Reporting Limits: Limit of Quantitation (LOQ)

Validated Limits of Quantitation (LOQs) are reported as the Reporting Limits for all analyses where the LOQ, MRL, PQL or CRL are requested. The LOQ represents a level at or above the low point of the calibration curve, that has been validated according to Apex Laboratories' comprehensive LOQ policies and procedures.

Reporting Conventions:

Basis: Results for soil samples are generally reported on a 100% dry weight basis.
The Result Basis is listed following the units as " dry", " wet", or " " (blank) designation.

- " dry" Sample results and Reporting Limits are reported on a dry weight basis. (i.e. "ug/kg dry")
See Percent Solids section for details of dry weight analysis.
- " wet" Sample results and Reporting Limits for this analysis are normally dry weight corrected, but have not been modified in this case.
- " " Results without 'wet' or 'dry' designation are not normally dry weight corrected. These results are considered 'As Received'.

Results for Volatiles analyses on soils and sediments that are reported on a "dry weight" basis include the water miscible solvent (WMS) correction referenced in the EPA 8000 Method guidance documents. Solid and Liquid samples reported on an "As Received" basis do not have the WMS correction applied, as dry weight was not performed.

QC Source:

In cases where there is insufficient sample provided for Sample Duplicates and/or Matrix Spikes, a Lab Control Sample Duplicate (LCS Dup) may be analyzed to demonstrate accuracy and precision of the extraction batch.

Non-Client Batch QC Samples (Duplicates and Matrix Spike/Duplicates) may not be included in this report. Please request a Full QC report if this data is required.

Miscellaneous Notes:

- " --- " QC results are not applicable. For example, % Recoveries for Blanks and Duplicates, % RPD for Blanks, Blank Spikes and Matrix Spikes, etc.
- " *** " Used to indicate a possible discrepancy with the Sample and Sample Duplicate results when the %RPD is not available. In this case, either the Sample or the Sample Duplicate has a reportable result for this analyte, while the other is Non Detect (ND).

Apex Laboratories

The results in this report apply to the samples analyzed in accordance with the chain of custody document(s) and updated by any subsequent written communications. This analytical report must be reproduced in its entirety.

Philip Nerenberg, Lab Director



ANALYTICAL REPORT

Apex Laboratories, LLC

6700 S.W. Sandburg Street
Tigard, OR 97223
503-718-2323
ORELAP ID: OR100062

WSP USA Environment & Infrastructure Inc. 15862 SW 72nd Ave. Suite 150 Portland, OR 97224	Project: Mailwell Project Number: 361M119101 Project Manager: John Kuiper	Report ID: A311094 - 09 26 23 1743
--	--	---

REPORTING NOTES AND CONVENTIONS (Cont.):

Blanks:

- Standard practice is to evaluate the results from Blank QC Samples down to a level equal to ½ the Reporting Limit (RL).
- For Blank hits falling between ½ the RL and the RL (J flagged hits), the associated sample and QC data will receive a 'B-02' qualifier.
- For Blank hits above the RL, the associated sample and QC data will receive a 'B' qualifier, per Apex Laboratories' Blank Policy.
- For further details, please request a copy of this document.
- Sample results flagged with a 'B' or 'B-02' qualifier are potentially biased high if the sample results are less than ten times the level found in the blank for inorganic analyses, or less than five times the level found in the blank for organic analyses.
- 'B' and 'B-02' qualifications are only applied to sample results detected above the Reporting Level, if results are not reported to the MDL.

Preparation Notes:

Mixed Matrix Samples:

Water Samples:

Water samples containing significant amounts of sediment are decanted or separated prior to extraction, and only the water portion analyzed, unless otherwise directed by the client.

Soil and Sediment Samples:

Soil and Sediment samples containing significant amounts of water are decanted prior to extraction, and only the solid portion analyzed, unless otherwise directed by the client.

Sampling and Preservation Notes:

Certain regulatory programs, such as National Pollutant Discharge Elimination System (NPDES), require that activities such as sample filtration (for dissolved metals, orthophosphate, hexavalent chromium, etc.) and testing of short hold analytes (pH, Dissolved Oxygen, etc.) be performed in the field (on-site) within a short time window. In addition, sample matrix spikes are required for some analyses, and sufficient volume must be provided, and billable site specific QC requested, if this is required. All regulatory permits should be reviewed to ensure that these requirements are being met.

Data users should be aware of which regulations pertain to the samples they submit for testing. If related sample collection activities are not approved for a particular regulatory program, results should be considered estimates. Apex Laboratories will qualify these analytes according to the most stringent requirements, however results for samples that are for non-regulatory purposes may be acceptable.

Samples that have been filtered and preserved at Apex Laboratories per client request are listed in the preparation section of the report with the date and time of filtration listed.

Apex Laboratories maintains detailed records on sample receipt, including client label verification, cooler temperature, sample preservation, hold time compliance and field filtration. Data is qualified as necessary, and the lack of qualification indicates compliance with required parameters.

Apex Laboratories

The results in this report apply to the samples analyzed in accordance with the chain of custody document(s) and updated by any subsequent written communications. This analytical report must be reproduced in its entirety.

Philip Nerenberg, Lab Director



ANALYTICAL REPORT

Apex Laboratories, LLC
6700 S.W. Sandburg Street
Tigard, OR 97223
503-718-2323
ORELAP ID: OR100062

Table with 3 columns: Client (WSP USA Environment & Infrastructure Inc.), Project (Mailwell), and Report ID (A3I1094 - 09 26 23 1743).

LABORATORY ACCREDITATION INFORMATION

ORELAP Certification ID: OR100062 (Primary Accreditation) - EPA ID: OR01039

All methods and analytes reported from work performed at Apex Laboratories are included on Apex Laboratories' ORELAP Scope of Certification, with the exception of any analyte(s) listed below:

Apex Laboratories

Table with 6 columns: Matrix, Analysis, TNI_ID, Analyte, TNI_ID, Accreditation. Content: All reported analytes are included in Apex Laboratories' current ORELAP scope.

Secondary Accreditations

Apex Laboratories also maintains reciprocal accreditation with non-TNI states (Washington DOE), as well as other state specific accreditations not listed here.

Subcontract Laboratory Accreditations

Subcontracted data falls outside of Apex Laboratories' Scope of Accreditation. Please see the Subcontract Laboratory report for full details, or contact your Project Manager for more information.

Field Testing Parameters

Results for Field Tested data are provided by the client or sampler, and fall outside of Apex Laboratories' Scope of Accreditation.

Apex Laboratories

Philip Nerenberg (signature)

The results in this report apply to the samples analyzed in accordance with the chain of custody document(s) and updated by any subsequent written communications. This analytical report must be reproduced in its entirety.



ANALYTICAL REPORT

Apex Laboratories, LLC

6700 S.W. Sandburg Street
Tigard, OR 97223
503-718-2323
ORELAP ID: OR100062

WSP USA Environment & Infrastructure Inc.
15862 SW 72nd Ave. Suite 150
Portland, OR 97224

Project: Mailwell
Project Number: 361M119101
Project Manager: John Kuiper

Report ID: A311094 - 09 26 23 1743

CHAIN OF CUSTODY
APEX LABS
6700 SW Sandburg St., Tigard, OR 97223 Ph: 503-718-2323
Company: WSP
Project Mgr: John Kuiper
Project Name: Mailwell
PO #: 361M119101
Address: 15862 SW 72nd Ave. Suite 150 Portland, OR 97224
Phone: 503-304-2233 Email: jkuiper@wsp.com
Sampled by: Chris Green
Site Location:
State: OR
County: Multnomah
ANALYSIS REQUEST
TAT Requested (circle): 5 Day
SPECIAL INSTRUCTIONS:
RECEIVED BY: [Signature] Date: 9/13/23
RECEIVED BY: [Signature] Date: 9/13/23

Apex Laboratories

Philip Nerenberg

Philip Nerenberg, Lab Director

The results in this report apply to the samples analyzed in accordance with the chain of custody document(s) and updated by any subsequent written communications. This analytical report must be reproduced in its entirety.



ANALYTICAL REPORT

Apex Laboratories, LLC

6700 S.W. Sandburg Street
Tigard, OR 97223
503-718-2323
ORELAP ID: OR100062

WSP USA Environment & Infrastructure Inc.
15862 SW 72nd Ave. Suite 150
Portland, OR 97224
Project: Mailwell
Project Number: 361M119101
Project Manager: John Kuiper
Report ID: A311094 - 09 26 23 1743

APEX LABS COOLER RECEIPT FORM

Client: WSP Element WO#: A311094

Project/Project #: Mailwell 361M119101

Delivery Info:

Date/time received: 9/13/23@15:08 By: APW
Delivered by: Apex Client X ESS FedEx UPS Swift Senvoy SDS Other

Cooler Inspection Date/time inspected: 9/13/23@15:09 By: APW

Chain of Custody included? Yes X No Custody seals? Yes No X
Signed/dated by client? Yes X No
Signed/dated by Apex? Yes X No

Table with 7 columns: Cooler #1 to Cooler #7. Rows include Temperature (7.0), Received on ice (Y), Temp. blanks (Y), Ice type (Real), Condition (Out).

Cooler out of temp? (N) Possible reason why: Sampled recently
Green dots applied to out of temperature samples? Yes/No

Out of temperature samples form initiated? Yes/No
Sample Inspection: Date/time inspected: 9/14/23 @ 11:14 By: ZAM

All samples intact? Yes X No Comments:

Bottle labels/COCs agree? Yes X No Comments:

COC/container discrepancies form initiated? Yes No X

Containers/volumes received appropriate for analysis? Yes X No Comments:

Do VOA vials have visible headspace? Yes No X NA

Comments

Water samples: pH checked: Yes No NA X pH appropriate? Yes No NA X Strip ID: A23A348

Comments:

Additional information:

Labeled by: ZAM Witness: JS Cooler Inspected by: DJJ

Form Y-003 R-01

Apex Laboratories

Philip Nerenberg

Philip Nerenberg, Lab Director

The results in this report apply to the samples analyzed in accordance with the chain of custody document(s) and updated by any subsequent written communications. This analytical report must be reproduced in its entirety.



ANALYTICAL REPORT

Apex Laboratories, LLC

6700 S.W. Sandburg Street
Tigard, OR 97223
503-718-2323
ORELAP ID: OR100062

Friday, October 13, 2023

John Kuiper
WSP USA Environment & Infrastructure Inc.
15862 SW 72nd Ave. Suite 150
Portland, OR 97224

RE: A3J0802 - Mailwell - 361M119101

Thank you for using Apex Laboratories. We greatly appreciate your business and strive to provide the highest quality services to the environmental industry.

Enclosed are the results of analyses for work order A3J0802, which was received by the laboratory on 9/29/2023 at 2:21:00PM.

If you have any questions concerning this report or the services we offer, please feel free to contact me by email at: pnerenberg@apex-labs.com, or by phone at 503-718-2323.

Please note: All samples will be disposed of within 30 days of sample receipt, unless prior arrangements have been made.

Cooler Receipt Information	
<p><u>Acceptable Receipt Temperature is less than, or equal to, 6 degC (not frozen), or received on ice the same day as sampling.</u></p> <p>(See Cooler Receipt Form for details)</p>	
<p>Default Cooler</p> <hr style="width: 80%; margin-left: 0;"/>	<p>4.4 degC</p>

This Final Report is the official version of the data results for this sample submission, unless superseded by a subsequent, labeled amended report.

All other deliverables derived from this data, including Electronic Data Deliverables (EDDs), CLP-like forms, client requested summary sheets, and all other products are considered secondary to this report.



Apex Laboratories

The results in this report apply to the samples analyzed in accordance with the chain of custody document(s) and updated by any subsequent written communications. This analytical report must be reproduced in its entirety.

Philip Nerenberg, Lab Director



ANALYTICAL REPORT

Apex Laboratories, LLC

6700 S.W. Sandburg Street
Tigard, OR 97223
503-718-2323
ORELAP ID: OR100062

WSP USA Environment & Infrastructure Inc. 15862 SW 72nd Ave. Suite 150 Portland, OR 97224	Project: Mailwell Project Number: 361M119101 Project Manager: John Kuiper	Report ID: A3J0802 - 10 13 23 1643
--	--	---

ANALYTICAL REPORT FOR SAMPLES

SAMPLE INFORMATION

Client Sample ID	Laboratory ID	Matrix	Date Sampled	Date Received
MW-5-20230929	A3J0802-01	Water	09/29/23 10:21	09/29/23 14:21
MW-6-20230929	A3J0802-02	Water	09/29/23 10:53	09/29/23 14:21
MW-4-20230929	A3J0802-03	Water	09/29/23 11:33	09/29/23 14:21
MW-1-20230929	A3J0802-04	Water	09/29/23 12:03	09/29/23 14:21
Dup-1	A3J0802-05	Water	09/29/23 00:00	09/29/23 14:21
MW-7-20230929	A3J0802-06	Water	09/29/23 12:41	09/29/23 14:21
MW-2-20230929	A3J0802-07	Water	09/29/23 13:08	09/29/23 14:21
MW-3-20230929	A3J0802-08	Water	09/29/23 13:43	09/29/23 14:21

Apex Laboratories

The results in this report apply to the samples analyzed in accordance with the chain of custody document(s) and updated by any subsequent written communications. This analytical report must be reproduced in its entirety.

Philip Nerenberg, Lab Director



ANALYTICAL REPORT

Apex Laboratories, LLC

6700 S.W. Sandburg Street
Tigard, OR 97223
503-718-2323
ORELAP ID: OR100062

WSP USA Environment & Infrastructure Inc. 15862 SW 72nd Ave. Suite 150 Portland, OR 97224	Project: Mailwell Project Number: 361M119101 Project Manager: John Kuiper	Report ID: A3J0802 - 10 13 23 1643
--	--	---

ANALYTICAL SAMPLE RESULTS

Halogenated Volatile Organic Compounds by EPA 8260D

Analyte	Sample Result	Detection Limit	Reporting Limit	Units	Dilution	Date Analyzed	Method Ref.	Notes
MW-5-20230929 (A3J0802-01)			Matrix: Water			Batch: 23J0184		
Bromobenzene	ND	---	0.500	ug/L	1	10/05/23 22:51	EPA 8260D	
Bromochloromethane	ND	---	1.00	ug/L	1	10/05/23 22:51	EPA 8260D	
Bromodichloromethane	ND	---	1.00	ug/L	1	10/05/23 22:51	EPA 8260D	
Bromoform	ND	---	1.00	ug/L	1	10/05/23 22:51	EPA 8260D	
Bromomethane	ND	---	5.00	ug/L	1	10/05/23 22:51	EPA 8260D	
Carbon tetrachloride	ND	---	1.00	ug/L	1	10/05/23 22:51	EPA 8260D	
Chlorobenzene	ND	---	0.500	ug/L	1	10/05/23 22:51	EPA 8260D	
Chloroethane	ND	---	5.00	ug/L	1	10/05/23 22:51	EPA 8260D	
Chloroform	ND	---	1.00	ug/L	1	10/05/23 22:51	EPA 8260D	
Chloromethane	ND	---	5.00	ug/L	1	10/05/23 22:51	EPA 8260D	
2-Chlorotoluene	ND	---	1.00	ug/L	1	10/05/23 22:51	EPA 8260D	
4-Chlorotoluene	ND	---	1.00	ug/L	1	10/05/23 22:51	EPA 8260D	
Dibromochloromethane	ND	---	1.00	ug/L	1	10/05/23 22:51	EPA 8260D	
1,2-Dibromo-3-chloropropane	ND	---	5.00	ug/L	1	10/05/23 22:51	EPA 8260D	
1,2-Dibromoethane (EDB)	ND	---	0.500	ug/L	1	10/05/23 22:51	EPA 8260D	
Dibromomethane	ND	---	1.00	ug/L	1	10/05/23 22:51	EPA 8260D	
1,2-Dichlorobenzene	ND	---	0.500	ug/L	1	10/05/23 22:51	EPA 8260D	
1,3-Dichlorobenzene	ND	---	0.500	ug/L	1	10/05/23 22:51	EPA 8260D	
1,4-Dichlorobenzene	ND	---	0.500	ug/L	1	10/05/23 22:51	EPA 8260D	
Dichlorodifluoromethane	ND	---	1.00	ug/L	1	10/05/23 22:51	EPA 8260D	
1,1-Dichloroethane	ND	---	0.400	ug/L	1	10/05/23 22:51	EPA 8260D	
1,2-Dichloroethane (EDC)	ND	---	0.400	ug/L	1	10/05/23 22:51	EPA 8260D	
1,1-Dichloroethene	ND	---	0.400	ug/L	1	10/05/23 22:51	EPA 8260D	
cis-1,2-Dichloroethene	16.9	---	0.400	ug/L	1	10/05/23 22:51	EPA 8260D	
trans-1,2-Dichloroethene	ND	---	0.400	ug/L	1	10/05/23 22:51	EPA 8260D	
1,2-Dichloropropane	ND	---	0.500	ug/L	1	10/05/23 22:51	EPA 8260D	
1,3-Dichloropropane	ND	---	1.00	ug/L	1	10/05/23 22:51	EPA 8260D	
2,2-Dichloropropane	ND	---	1.00	ug/L	1	10/05/23 22:51	EPA 8260D	
1,1-Dichloropropene	ND	---	1.00	ug/L	1	10/05/23 22:51	EPA 8260D	
cis-1,3-Dichloropropene	ND	---	1.00	ug/L	1	10/05/23 22:51	EPA 8260D	
trans-1,3-Dichloropropene	ND	---	1.00	ug/L	1	10/05/23 22:51	EPA 8260D	
Hexachlorobutadiene	ND	---	5.00	ug/L	1	10/05/23 22:51	EPA 8260D	
Methylene chloride	ND	---	10.0	ug/L	1	10/05/23 22:51	EPA 8260D	

Apex Laboratories

The results in this report apply to the samples analyzed in accordance with the chain of custody document(s) and updated by any subsequent written communications. This analytical report must be reproduced in its entirety.

Philip Nerenberg, Lab Director



ANALYTICAL REPORT

Apex Laboratories, LLC

6700 S.W. Sandburg Street
Tigard, OR 97223
503-718-2323
ORELAP ID: OR100062

WSP USA Environment & Infrastructure Inc. 15862 SW 72nd Ave. Suite 150 Portland, OR 97224	Project: Mailwell Project Number: 361M119101 Project Manager: John Kuiper	Report ID: A3J0802 - 10 13 23 1643
--	--	---

ANALYTICAL SAMPLE RESULTS

Halogenated Volatile Organic Compounds by EPA 8260D

Analyte	Sample Result	Detection Limit	Reporting Limit	Units	Dilution	Date Analyzed	Method Ref.	Notes
MW-5-20230929 (A3J0802-01)			Matrix: Water		Batch: 23J0184			
1,1,1,2-Tetrachloroethane	ND	---	0.400	ug/L	1	10/05/23 22:51	EPA 8260D	
1,1,2,2-Tetrachloroethane	ND	---	0.500	ug/L	1	10/05/23 22:51	EPA 8260D	
Tetrachloroethene (PCE)	ND	---	0.400	ug/L	1	10/05/23 22:51	EPA 8260D	
1,2,3-Trichlorobenzene	ND	---	2.00	ug/L	1	10/05/23 22:51	EPA 8260D	
1,1,2-Trichloroethane	ND	---	0.500	ug/L	1	10/05/23 22:51	EPA 8260D	
1,2,4-Trichlorobenzene	ND	---	2.00	ug/L	1	10/05/23 22:51	EPA 8260D	
1,1,1-Trichloroethane	ND	---	0.400	ug/L	1	10/05/23 22:51	EPA 8260D	
Trichloroethene (TCE)	ND	---	0.400	ug/L	1	10/05/23 22:51	EPA 8260D	
Trichlorofluoromethane	ND	---	2.00	ug/L	1	10/05/23 22:51	EPA 8260D	
1,2,3-Trichloropropane	ND	---	1.00	ug/L	1	10/05/23 22:51	EPA 8260D	
Vinyl chloride	ND	---	0.200	ug/L	1	10/05/23 22:51	EPA 8260D	
<i>Surrogate: 1,4-Difluorobenzene (Surr)</i>		<i>Recovery: 108 %</i>		<i>Limits: 80-120 %</i>		<i>1</i>	<i>10/05/23 22:51</i>	<i>EPA 8260D</i>
<i>Toluene-d8 (Surr)</i>		<i>103 %</i>		<i>80-120 %</i>		<i>1</i>	<i>10/05/23 22:51</i>	<i>EPA 8260D</i>
<i>4-Bromofluorobenzene (Surr)</i>		<i>102 %</i>		<i>80-120 %</i>		<i>1</i>	<i>10/05/23 22:51</i>	<i>EPA 8260D</i>
MW-6-20230929 (A3J0802-02)			Matrix: Water		Batch: 23J0184			
Bromobenzene	ND	---	0.500	ug/L	1	10/05/23 23:13	EPA 8260D	
Bromochloromethane	ND	---	1.00	ug/L	1	10/05/23 23:13	EPA 8260D	
Bromodichloromethane	ND	---	1.00	ug/L	1	10/05/23 23:13	EPA 8260D	
Bromoform	ND	---	1.00	ug/L	1	10/05/23 23:13	EPA 8260D	
Bromomethane	ND	---	5.00	ug/L	1	10/05/23 23:13	EPA 8260D	
Carbon tetrachloride	ND	---	1.00	ug/L	1	10/05/23 23:13	EPA 8260D	
Chlorobenzene	ND	---	0.500	ug/L	1	10/05/23 23:13	EPA 8260D	
Chloroethane	ND	---	5.00	ug/L	1	10/05/23 23:13	EPA 8260D	
Chloroform	ND	---	1.00	ug/L	1	10/05/23 23:13	EPA 8260D	
Chloromethane	ND	---	5.00	ug/L	1	10/05/23 23:13	EPA 8260D	
2-Chlorotoluene	ND	---	1.00	ug/L	1	10/05/23 23:13	EPA 8260D	
4-Chlorotoluene	ND	---	1.00	ug/L	1	10/05/23 23:13	EPA 8260D	
Dibromochloromethane	ND	---	1.00	ug/L	1	10/05/23 23:13	EPA 8260D	
1,2-Dibromo-3-chloropropane	ND	---	5.00	ug/L	1	10/05/23 23:13	EPA 8260D	
1,2-Dibromoethane (EDB)	ND	---	0.500	ug/L	1	10/05/23 23:13	EPA 8260D	
Dibromomethane	ND	---	1.00	ug/L	1	10/05/23 23:13	EPA 8260D	
1,2-Dichlorobenzene	ND	---	0.500	ug/L	1	10/05/23 23:13	EPA 8260D	

Apex Laboratories

The results in this report apply to the samples analyzed in accordance with the chain of custody document(s) and updated by any subsequent written communications. This analytical report must be reproduced in its entirety.

Philip Nerenberg, Lab Director



ANALYTICAL REPORT

Apex Laboratories, LLC

6700 S.W. Sandburg Street
Tigard, OR 97223
503-718-2323
ORELAP ID: OR100062

WSP USA Environment & Infrastructure Inc. 15862 SW 72nd Ave. Suite 150 Portland, OR 97224	Project: Mailwell Project Number: 361M119101 Project Manager: John Kuiper	Report ID: A3J0802 - 10 13 23 1643
--	--	---

ANALYTICAL SAMPLE RESULTS

Halogenated Volatile Organic Compounds by EPA 8260D

Analyte	Sample Result	Detection Limit	Reporting Limit	Units	Dilution	Date Analyzed	Method Ref.	Notes
MW-6-20230929 (A3J0802-02)			Matrix: Water			Batch: 23J0184		
1,3-Dichlorobenzene	ND	---	0.500	ug/L	1	10/05/23 23:13	EPA 8260D	
1,4-Dichlorobenzene	ND	---	0.500	ug/L	1	10/05/23 23:13	EPA 8260D	
Dichlorodifluoromethane	ND	---	1.00	ug/L	1	10/05/23 23:13	EPA 8260D	
1,1-Dichloroethane	ND	---	0.400	ug/L	1	10/05/23 23:13	EPA 8260D	
1,2-Dichloroethane (EDC)	ND	---	0.400	ug/L	1	10/05/23 23:13	EPA 8260D	
1,1-Dichloroethene	ND	---	0.400	ug/L	1	10/05/23 23:13	EPA 8260D	
cis-1,2-Dichloroethene	2.62	---	0.400	ug/L	1	10/05/23 23:13	EPA 8260D	
trans-1,2-Dichloroethene	ND	---	0.400	ug/L	1	10/05/23 23:13	EPA 8260D	
1,2-Dichloropropane	ND	---	0.500	ug/L	1	10/05/23 23:13	EPA 8260D	
1,3-Dichloropropane	ND	---	1.00	ug/L	1	10/05/23 23:13	EPA 8260D	
2,2-Dichloropropane	ND	---	1.00	ug/L	1	10/05/23 23:13	EPA 8260D	
1,1-Dichloropropene	ND	---	1.00	ug/L	1	10/05/23 23:13	EPA 8260D	
cis-1,3-Dichloropropene	ND	---	1.00	ug/L	1	10/05/23 23:13	EPA 8260D	Q-42
trans-1,3-Dichloropropene	ND	---	1.00	ug/L	1	10/05/23 23:13	EPA 8260D	
Hexachlorobutadiene	ND	---	5.00	ug/L	1	10/05/23 23:13	EPA 8260D	
Methylene chloride	ND	---	10.0	ug/L	1	10/05/23 23:13	EPA 8260D	
1,1,1,2-Tetrachloroethane	ND	---	0.400	ug/L	1	10/05/23 23:13	EPA 8260D	
1,1,2,2-Tetrachloroethane	ND	---	0.500	ug/L	1	10/05/23 23:13	EPA 8260D	
Tetrachloroethene (PCE)	ND	---	0.400	ug/L	1	10/05/23 23:13	EPA 8260D	
1,2,3-Trichlorobenzene	ND	---	2.00	ug/L	1	10/05/23 23:13	EPA 8260D	
1,1,2-Trichloroethane	ND	---	0.500	ug/L	1	10/05/23 23:13	EPA 8260D	
1,2,4-Trichlorobenzene	ND	---	2.00	ug/L	1	10/05/23 23:13	EPA 8260D	
1,1,1-Trichloroethane	ND	---	0.400	ug/L	1	10/05/23 23:13	EPA 8260D	
Trichloroethene (TCE)	ND	---	0.400	ug/L	1	10/05/23 23:13	EPA 8260D	
Trichlorofluoromethane	ND	---	2.00	ug/L	1	10/05/23 23:13	EPA 8260D	
1,2,3-Trichloropropane	ND	---	1.00	ug/L	1	10/05/23 23:13	EPA 8260D	
Vinyl chloride	0.220	---	0.200	ug/L	1	10/05/23 23:13	EPA 8260D	
<i>Surrogate: 1,4-Difluorobenzene (Surr)</i>		<i>Recovery: 109 %</i>		<i>Limits: 80-120 %</i>		<i>1</i>	<i>10/05/23 23:13</i>	<i>EPA 8260D</i>
<i>Toluene-d8 (Surr)</i>		<i>103 %</i>		<i>80-120 %</i>		<i>1</i>	<i>10/05/23 23:13</i>	<i>EPA 8260D</i>
<i>4-Bromofluorobenzene (Surr)</i>		<i>104 %</i>		<i>80-120 %</i>		<i>1</i>	<i>10/05/23 23:13</i>	<i>EPA 8260D</i>

MW-4-20230929 (A3J0802-03)			Matrix: Water			Batch: 23J0216		
Bromobenzene	ND	---	0.500	ug/L	1	10/06/23 13:22	EPA 8260D	

Apex Laboratories

The results in this report apply to the samples analyzed in accordance with the chain of custody document(s) and updated by any subsequent written communications. This analytical report must be reproduced in its entirety.



ANALYTICAL REPORT

Apex Laboratories, LLC

6700 S.W. Sandburg Street
Tigard, OR 97223
503-718-2323
ORELAP ID: OR100062

WSP USA Environment & Infrastructure Inc. 15862 SW 72nd Ave. Suite 150 Portland, OR 97224	Project: Mailwell Project Number: 361M119101 Project Manager: John Kuiper	Report ID: A3J0802 - 10 13 23 1643
--	--	---

ANALYTICAL SAMPLE RESULTS

Halogenated Volatile Organic Compounds by EPA 8260D

Analyte	Sample Result	Detection Limit	Reporting Limit	Units	Dilution	Date Analyzed	Method Ref.	Notes
MW-4-20230929 (A3J0802-03)			Matrix: Water			Batch: 23J0216		
Bromochloromethane	ND	---	1.00	ug/L	1	10/06/23 13:22	EPA 8260D	
Bromodichloromethane	ND	---	1.00	ug/L	1	10/06/23 13:22	EPA 8260D	
Bromoform	ND	---	1.00	ug/L	1	10/06/23 13:22	EPA 8260D	
Bromomethane	ND	---	5.00	ug/L	1	10/06/23 13:22	EPA 8260D	
Carbon tetrachloride	ND	---	1.00	ug/L	1	10/06/23 13:22	EPA 8260D	
Chlorobenzene	ND	---	0.500	ug/L	1	10/06/23 13:22	EPA 8260D	
Chloroethane	ND	---	5.00	ug/L	1	10/06/23 13:22	EPA 8260D	
Chloroform	ND	---	1.00	ug/L	1	10/06/23 13:22	EPA 8260D	
Chloromethane	ND	---	5.00	ug/L	1	10/06/23 13:22	EPA 8260D	
2-Chlorotoluene	ND	---	1.00	ug/L	1	10/06/23 13:22	EPA 8260D	
4-Chlorotoluene	ND	---	1.00	ug/L	1	10/06/23 13:22	EPA 8260D	
Dibromochloromethane	ND	---	1.00	ug/L	1	10/06/23 13:22	EPA 8260D	
1,2-Dibromo-3-chloropropane	ND	---	5.00	ug/L	1	10/06/23 13:22	EPA 8260D	
1,2-Dibromoethane (EDB)	ND	---	0.500	ug/L	1	10/06/23 13:22	EPA 8260D	
Dibromomethane	ND	---	1.00	ug/L	1	10/06/23 13:22	EPA 8260D	
1,2-Dichlorobenzene	ND	---	0.500	ug/L	1	10/06/23 13:22	EPA 8260D	
1,3-Dichlorobenzene	ND	---	0.500	ug/L	1	10/06/23 13:22	EPA 8260D	
1,4-Dichlorobenzene	ND	---	0.500	ug/L	1	10/06/23 13:22	EPA 8260D	
Dichlorodifluoromethane	ND	---	1.00	ug/L	1	10/06/23 13:22	EPA 8260D	
1,1-Dichloroethane	ND	---	0.400	ug/L	1	10/06/23 13:22	EPA 8260D	
1,2-Dichloroethane (EDC)	ND	---	0.400	ug/L	1	10/06/23 13:22	EPA 8260D	
1,1-Dichloroethene	ND	---	0.400	ug/L	1	10/06/23 13:22	EPA 8260D	
cis-1,2-Dichloroethene	2.60	---	0.400	ug/L	1	10/06/23 13:22	EPA 8260D	
trans-1,2-Dichloroethene	ND	---	0.400	ug/L	1	10/06/23 13:22	EPA 8260D	
1,2-Dichloropropane	ND	---	0.500	ug/L	1	10/06/23 13:22	EPA 8260D	
1,3-Dichloropropane	ND	---	1.00	ug/L	1	10/06/23 13:22	EPA 8260D	
2,2-Dichloropropane	ND	---	1.00	ug/L	1	10/06/23 13:22	EPA 8260D	
1,1-Dichloropropene	ND	---	1.00	ug/L	1	10/06/23 13:22	EPA 8260D	
cis-1,3-Dichloropropene	ND	---	1.00	ug/L	1	10/06/23 13:22	EPA 8260D	
trans-1,3-Dichloropropene	ND	---	1.00	ug/L	1	10/06/23 13:22	EPA 8260D	
Hexachlorobutadiene	ND	---	5.00	ug/L	1	10/06/23 13:22	EPA 8260D	
Methylene chloride	ND	---	10.0	ug/L	1	10/06/23 13:22	EPA 8260D	
1,1,1,2-Tetrachloroethane	ND	---	0.400	ug/L	1	10/06/23 13:22	EPA 8260D	

Apex Laboratories

The results in this report apply to the samples analyzed in accordance with the chain of custody document(s) and updated by any subsequent written communications. This analytical report must be reproduced in its entirety.



ANALYTICAL REPORT

Apex Laboratories, LLC

6700 S.W. Sandburg Street
Tigard, OR 97223
503-718-2323
ORELAP ID: OR100062

WSP USA Environment & Infrastructure Inc. 15862 SW 72nd Ave. Suite 150 Portland, OR 97224	Project: Mailwell Project Number: 361M119101 Project Manager: John Kuiper	Report ID: A3J0802 - 10 13 23 1643
--	--	---

ANALYTICAL SAMPLE RESULTS

Halogenated Volatile Organic Compounds by EPA 8260D

Analyte	Sample Result	Detection Limit	Reporting Limit	Units	Dilution	Date Analyzed	Method Ref.	Notes
MW-4-20230929 (A3J0802-03)			Matrix: Water			Batch: 23J0216		
1,1,2,2-Tetrachloroethane	ND	---	0.500	ug/L	1	10/06/23 13:22	EPA 8260D	
1,2,3-Trichlorobenzene	ND	---	2.00	ug/L	1	10/06/23 13:22	EPA 8260D	
1,1,2-Trichloroethane	ND	---	0.500	ug/L	1	10/06/23 13:22	EPA 8260D	
1,2,4-Trichlorobenzene	ND	---	2.00	ug/L	1	10/06/23 13:22	EPA 8260D	
1,1,1-Trichloroethane	ND	---	0.400	ug/L	1	10/06/23 13:22	EPA 8260D	
Trichloroethene (TCE)	31.2	---	0.400	ug/L	1	10/06/23 13:22	EPA 8260D	
Trichlorofluoromethane	ND	---	2.00	ug/L	1	10/06/23 13:22	EPA 8260D	
1,2,3-Trichloropropane	ND	---	1.00	ug/L	1	10/06/23 13:22	EPA 8260D	
Vinyl chloride	0.380	---	0.200	ug/L	1	10/06/23 13:22	EPA 8260D	
<i>Surrogate: 1,4-Difluorobenzene (Surr)</i>		<i>Recovery: 105 %</i>		<i>Limits: 80-120 %</i>		<i>1</i>	<i>10/06/23 13:22</i>	<i>EPA 8260D</i>
<i>Toluene-d8 (Surr)</i>		<i>98 %</i>		<i>80-120 %</i>		<i>1</i>	<i>10/06/23 13:22</i>	<i>EPA 8260D</i>
<i>4-Bromofluorobenzene (Surr)</i>		<i>98 %</i>		<i>80-120 %</i>		<i>1</i>	<i>10/06/23 13:22</i>	<i>EPA 8260D</i>
MW-4-20230929 (A3J0802-03RE1)			Matrix: Water			Batch: 23J0269		
Tetrachloroethene (PCE)	239	---	4.00	ug/L	10	10/09/23 17:36	EPA 8260D	
<i>Surrogate: 1,4-Difluorobenzene (Surr)</i>		<i>Recovery: 107 %</i>		<i>Limits: 80-120 %</i>		<i>1</i>	<i>10/09/23 17:36</i>	<i>EPA 8260D</i>
<i>Toluene-d8 (Surr)</i>		<i>102 %</i>		<i>80-120 %</i>		<i>1</i>	<i>10/09/23 17:36</i>	<i>EPA 8260D</i>
<i>4-Bromofluorobenzene (Surr)</i>		<i>94 %</i>		<i>80-120 %</i>		<i>1</i>	<i>10/09/23 17:36</i>	<i>EPA 8260D</i>
MW-1-20230929 (A3J0802-04)			Matrix: Water			Batch: 23J0216		
Bromobenzene	ND	---	0.500	ug/L	1	10/06/23 13:49	EPA 8260D	
Bromochloromethane	ND	---	1.00	ug/L	1	10/06/23 13:49	EPA 8260D	
Bromodichloromethane	ND	---	1.00	ug/L	1	10/06/23 13:49	EPA 8260D	
Bromoform	ND	---	1.00	ug/L	1	10/06/23 13:49	EPA 8260D	
Bromomethane	ND	---	5.00	ug/L	1	10/06/23 13:49	EPA 8260D	
Carbon tetrachloride	ND	---	1.00	ug/L	1	10/06/23 13:49	EPA 8260D	
Chlorobenzene	ND	---	0.500	ug/L	1	10/06/23 13:49	EPA 8260D	
Chloroethane	ND	---	5.00	ug/L	1	10/06/23 13:49	EPA 8260D	
Chloroform	ND	---	1.00	ug/L	1	10/06/23 13:49	EPA 8260D	
Chloromethane	ND	---	5.00	ug/L	1	10/06/23 13:49	EPA 8260D	
2-Chlorotoluene	ND	---	1.00	ug/L	1	10/06/23 13:49	EPA 8260D	
4-Chlorotoluene	ND	---	1.00	ug/L	1	10/06/23 13:49	EPA 8260D	
Dibromochloromethane	ND	---	1.00	ug/L	1	10/06/23 13:49	EPA 8260D	
1,2-Dibromo-3-chloropropane	ND	---	5.00	ug/L	1	10/06/23 13:49	EPA 8260D	

Apex Laboratories

The results in this report apply to the samples analyzed in accordance with the chain of custody document(s) and updated by any subsequent written communications. This analytical report must be reproduced in its entirety.

Philip Nerenberg, Lab Director



ANALYTICAL REPORT

Apex Laboratories, LLC

6700 S.W. Sandburg Street
Tigard, OR 97223
503-718-2323
ORELAP ID: OR100062

WSP USA Environment & Infrastructure Inc. 15862 SW 72nd Ave. Suite 150 Portland, OR 97224	Project: Mailwell Project Number: 361M119101 Project Manager: John Kuiper	Report ID: A3J0802 - 10 13 23 1643
--	--	---

ANALYTICAL SAMPLE RESULTS

Halogenated Volatile Organic Compounds by EPA 8260D

Analyte	Sample Result	Detection Limit	Reporting Limit	Units	Dilution	Date Analyzed	Method Ref.	Notes
			Matrix: Water			Batch: 23J0216		
MW-1-20230929 (A3J0802-04)								
1,2-Dibromoethane (EDB)	ND	---	0.500	ug/L	1	10/06/23 13:49	EPA 8260D	
Dibromomethane	ND	---	1.00	ug/L	1	10/06/23 13:49	EPA 8260D	
1,2-Dichlorobenzene	ND	---	0.500	ug/L	1	10/06/23 13:49	EPA 8260D	
1,3-Dichlorobenzene	ND	---	0.500	ug/L	1	10/06/23 13:49	EPA 8260D	
1,4-Dichlorobenzene	ND	---	0.500	ug/L	1	10/06/23 13:49	EPA 8260D	
Dichlorodifluoromethane	ND	---	1.00	ug/L	1	10/06/23 13:49	EPA 8260D	
1,1-Dichloroethane	ND	---	0.400	ug/L	1	10/06/23 13:49	EPA 8260D	
1,2-Dichloroethane (EDC)	ND	---	0.400	ug/L	1	10/06/23 13:49	EPA 8260D	
1,1-Dichloroethene	ND	---	0.400	ug/L	1	10/06/23 13:49	EPA 8260D	
cis-1,2-Dichloroethene	ND	---	0.400	ug/L	1	10/06/23 13:49	EPA 8260D	
trans-1,2-Dichloroethene	ND	---	0.400	ug/L	1	10/06/23 13:49	EPA 8260D	
1,2-Dichloropropane	ND	---	0.500	ug/L	1	10/06/23 13:49	EPA 8260D	
1,3-Dichloropropane	ND	---	1.00	ug/L	1	10/06/23 13:49	EPA 8260D	
2,2-Dichloropropane	ND	---	1.00	ug/L	1	10/06/23 13:49	EPA 8260D	
1,1-Dichloropropene	ND	---	1.00	ug/L	1	10/06/23 13:49	EPA 8260D	
cis-1,3-Dichloropropene	ND	---	1.00	ug/L	1	10/06/23 13:49	EPA 8260D	
trans-1,3-Dichloropropene	ND	---	1.00	ug/L	1	10/06/23 13:49	EPA 8260D	
Hexachlorobutadiene	ND	---	5.00	ug/L	1	10/06/23 13:49	EPA 8260D	
Methylene chloride	ND	---	10.0	ug/L	1	10/06/23 13:49	EPA 8260D	
1,1,1,2-Tetrachloroethane	ND	---	0.400	ug/L	1	10/06/23 13:49	EPA 8260D	
1,1,2,2-Tetrachloroethane	ND	---	0.500	ug/L	1	10/06/23 13:49	EPA 8260D	
1,2,3-Trichlorobenzene	ND	---	2.00	ug/L	1	10/06/23 13:49	EPA 8260D	
1,1,2-Trichloroethane	ND	---	0.500	ug/L	1	10/06/23 13:49	EPA 8260D	
1,2,4-Trichlorobenzene	ND	---	2.00	ug/L	1	10/06/23 13:49	EPA 8260D	
1,1,1-Trichloroethane	ND	---	0.400	ug/L	1	10/06/23 13:49	EPA 8260D	
Trichloroethene (TCE)	0.450	---	0.400	ug/L	1	10/06/23 13:49	EPA 8260D	
Trichlorofluoromethane	ND	---	2.00	ug/L	1	10/06/23 13:49	EPA 8260D	
1,2,3-Trichloropropane	ND	---	1.00	ug/L	1	10/06/23 13:49	EPA 8260D	
Vinyl chloride	ND	---	0.200	ug/L	1	10/06/23 13:49	EPA 8260D	
<i>Surrogate: 1,4-Difluorobenzene (Surr)</i>			<i>Recovery: 102 %</i>	<i>Limits: 80-120 %</i>	<i>1</i>	<i>10/06/23 13:49</i>	<i>EPA 8260D</i>	
<i>Toluene-d8 (Surr)</i>			<i>100 %</i>	<i>80-120 %</i>	<i>1</i>	<i>10/06/23 13:49</i>	<i>EPA 8260D</i>	
<i>4-Bromofluorobenzene (Surr)</i>			<i>97 %</i>	<i>80-120 %</i>	<i>1</i>	<i>10/06/23 13:49</i>	<i>EPA 8260D</i>	

Apex Laboratories

Philip Nerenberg, Lab Director

The results in this report apply to the samples analyzed in accordance with the chain of custody document(s) and updated by any subsequent written communications. This analytical report must be reproduced in its entirety.



ANALYTICAL REPORT

Apex Laboratories, LLC

6700 S.W. Sandburg Street
Tigard, OR 97223
503-718-2323
ORELAP ID: OR100062

WSP USA Environment & Infrastructure Inc. 15862 SW 72nd Ave. Suite 150 Portland, OR 97224	Project: Mailwell Project Number: 361M119101 Project Manager: John Kuiper	Report ID: A3J0802 - 10 13 23 1643
--	--	---

ANALYTICAL SAMPLE RESULTS

Halogenated Volatile Organic Compounds by EPA 8260D

Analyte	Sample Result	Detection Limit	Reporting Limit	Units	Dilution	Date Analyzed	Method Ref.	Notes
MW-1-20230929 (A3J0802-04RE1)			Matrix: Water		Batch: 23J0269			
Tetrachloroethene (PCE)	0.650	---	0.400	ug/L	1	10/09/23 12:43	EPA 8260D	
<i>Surrogate: 1,4-Difluorobenzene (Surr)</i>		<i>Recovery: 105 %</i>		<i>Limits: 80-120 %</i>		<i>1</i>	<i>10/09/23 12:43</i>	<i>EPA 8260D</i>
<i>Toluene-d8 (Surr)</i>		<i>103 %</i>		<i>80-120 %</i>		<i>1</i>	<i>10/09/23 12:43</i>	<i>EPA 8260D</i>
<i>4-Bromofluorobenzene (Surr)</i>		<i>95 %</i>		<i>80-120 %</i>		<i>1</i>	<i>10/09/23 12:43</i>	<i>EPA 8260D</i>
Dup-1 (A3J0802-05RE1)			Matrix: Water		Batch: 23J0269			
Bromobenzene	ND	---	0.500	ug/L	1	10/09/23 13:12	EPA 8260D	
Bromochloromethane	ND	---	1.00	ug/L	1	10/09/23 13:12	EPA 8260D	
Bromodichloromethane	ND	---	1.00	ug/L	1	10/09/23 13:12	EPA 8260D	
Bromoform	ND	---	1.00	ug/L	1	10/09/23 13:12	EPA 8260D	
Bromomethane	ND	---	5.00	ug/L	1	10/09/23 13:12	EPA 8260D	
Carbon tetrachloride	ND	---	1.00	ug/L	1	10/09/23 13:12	EPA 8260D	
Chlorobenzene	ND	---	0.500	ug/L	1	10/09/23 13:12	EPA 8260D	
Chloroethane	ND	---	5.00	ug/L	1	10/09/23 13:12	EPA 8260D	
Chloroform	ND	---	1.00	ug/L	1	10/09/23 13:12	EPA 8260D	
Chloromethane	ND	---	5.00	ug/L	1	10/09/23 13:12	EPA 8260D	
2-Chlorotoluene	ND	---	1.00	ug/L	1	10/09/23 13:12	EPA 8260D	
4-Chlorotoluene	ND	---	1.00	ug/L	1	10/09/23 13:12	EPA 8260D	
Dibromochloromethane	ND	---	1.00	ug/L	1	10/09/23 13:12	EPA 8260D	
1,2-Dibromo-3-chloropropane	ND	---	5.00	ug/L	1	10/09/23 13:12	EPA 8260D	
1,2-Dibromoethane (EDB)	ND	---	0.500	ug/L	1	10/09/23 13:12	EPA 8260D	
Dibromomethane	ND	---	1.00	ug/L	1	10/09/23 13:12	EPA 8260D	
1,2-Dichlorobenzene	ND	---	0.500	ug/L	1	10/09/23 13:12	EPA 8260D	
1,3-Dichlorobenzene	ND	---	0.500	ug/L	1	10/09/23 13:12	EPA 8260D	
1,4-Dichlorobenzene	ND	---	0.500	ug/L	1	10/09/23 13:12	EPA 8260D	
Dichlorodifluoromethane	ND	---	1.00	ug/L	1	10/09/23 13:12	EPA 8260D	
1,1-Dichloroethane	ND	---	0.400	ug/L	1	10/09/23 13:12	EPA 8260D	
1,2-Dichloroethane (EDC)	ND	---	0.400	ug/L	1	10/09/23 13:12	EPA 8260D	
1,1-Dichloroethene	ND	---	0.400	ug/L	1	10/09/23 13:12	EPA 8260D	
cis-1,2-Dichloroethene	ND	---	0.400	ug/L	1	10/09/23 13:12	EPA 8260D	
trans-1,2-Dichloroethene	ND	---	0.400	ug/L	1	10/09/23 13:12	EPA 8260D	
1,2-Dichloropropane	ND	---	0.500	ug/L	1	10/09/23 13:12	EPA 8260D	
1,3-Dichloropropane	ND	---	1.00	ug/L	1	10/09/23 13:12	EPA 8260D	

Apex Laboratories

The results in this report apply to the samples analyzed in accordance with the chain of custody document(s) and updated by any subsequent written communications. This analytical report must be reproduced in its entirety.

Philip Nerenberg, Lab Director



ANALYTICAL REPORT

Apex Laboratories, LLC

6700 S.W. Sandburg Street
Tigard, OR 97223
503-718-2323
ORELAP ID: OR100062

WSP USA Environment & Infrastructure Inc. 15862 SW 72nd Ave. Suite 150 Portland, OR 97224	Project: Mailwell Project Number: 361M119101 Project Manager: John Kuiper	Report ID: A3J0802 - 10 13 23 1643
--	--	---

ANALYTICAL SAMPLE RESULTS

Halogenated Volatile Organic Compounds by EPA 8260D

Analyte	Sample Result	Detection Limit	Reporting Limit	Units	Dilution	Date Analyzed	Method Ref.	Notes
			Matrix: Water			Batch: 23J0269		
Dup-1 (A3J0802-05RE1)								
2,2-Dichloropropane	ND	---	1.00	ug/L	1	10/09/23 13:12	EPA 8260D	
1,1-Dichloropropene	ND	---	1.00	ug/L	1	10/09/23 13:12	EPA 8260D	
cis-1,3-Dichloropropene	ND	---	1.00	ug/L	1	10/09/23 13:12	EPA 8260D	
trans-1,3-Dichloropropene	ND	---	1.00	ug/L	1	10/09/23 13:12	EPA 8260D	
Hexachlorobutadiene	ND	---	5.00	ug/L	1	10/09/23 13:12	EPA 8260D	
Methylene chloride	ND	---	10.0	ug/L	1	10/09/23 13:12	EPA 8260D	
1,1,1,2-Tetrachloroethane	ND	---	0.400	ug/L	1	10/09/23 13:12	EPA 8260D	
1,1,2,2-Tetrachloroethane	ND	---	0.500	ug/L	1	10/09/23 13:12	EPA 8260D	
Tetrachloroethene (PCE)	0.690	---	0.400	ug/L	1	10/09/23 13:12	EPA 8260D	
1,2,3-Trichlorobenzene	ND	---	2.00	ug/L	1	10/09/23 13:12	EPA 8260D	
1,1,2-Trichloroethane	ND	---	0.500	ug/L	1	10/09/23 13:12	EPA 8260D	
1,2,4-Trichlorobenzene	ND	---	2.00	ug/L	1	10/09/23 13:12	EPA 8260D	
1,1,1-Trichloroethane	ND	---	0.400	ug/L	1	10/09/23 13:12	EPA 8260D	
Trichloroethene (TCE)	ND	---	0.400	ug/L	1	10/09/23 13:12	EPA 8260D	
Trichlorofluoromethane	ND	---	2.00	ug/L	1	10/09/23 13:12	EPA 8260D	
1,2,3-Trichloropropane	ND	---	1.00	ug/L	1	10/09/23 13:12	EPA 8260D	
Vinyl chloride	ND	---	0.200	ug/L	1	10/09/23 13:12	EPA 8260D	
<i>Surrogate: 1,4-Difluorobenzene (Surr)</i>		<i>Recovery: 105 %</i>		<i>Limits: 80-120 %</i>	<i>1</i>	<i>10/09/23 13:12</i>	<i>EPA 8260D</i>	
<i>Toluene-d8 (Surr)</i>		<i>104 %</i>		<i>80-120 %</i>	<i>1</i>	<i>10/09/23 13:12</i>	<i>EPA 8260D</i>	
<i>4-Bromofluorobenzene (Surr)</i>		<i>96 %</i>		<i>80-120 %</i>	<i>1</i>	<i>10/09/23 13:12</i>	<i>EPA 8260D</i>	

			Matrix: Water			Batch: 23J0216		
MW-7-20230929 (A3J0802-06)								
Bromobenzene	ND	---	10.0	ug/L	20	10/06/23 21:43	EPA 8260D	
Bromochloromethane	ND	---	20.0	ug/L	20	10/06/23 21:43	EPA 8260D	
Bromodichloromethane	ND	---	20.0	ug/L	20	10/06/23 21:43	EPA 8260D	
Bromoform	ND	---	20.0	ug/L	20	10/06/23 21:43	EPA 8260D	
Bromomethane	ND	---	100	ug/L	20	10/06/23 21:43	EPA 8260D	
Carbon tetrachloride	ND	---	20.0	ug/L	20	10/06/23 21:43	EPA 8260D	
Chlorobenzene	ND	---	10.0	ug/L	20	10/06/23 21:43	EPA 8260D	
Chloroethane	ND	---	100	ug/L	20	10/06/23 21:43	EPA 8260D	
Chloroform	ND	---	20.0	ug/L	20	10/06/23 21:43	EPA 8260D	
Chloromethane	ND	---	100	ug/L	20	10/06/23 21:43	EPA 8260D	
2-Chlorotoluene	ND	---	20.0	ug/L	20	10/06/23 21:43	EPA 8260D	

Apex Laboratories

The results in this report apply to the samples analyzed in accordance with the chain of custody document(s) and updated by any subsequent written communications. This analytical report must be reproduced in its entirety.



ANALYTICAL REPORT

Apex Laboratories, LLC

6700 S.W. Sandburg Street
Tigard, OR 97223
503-718-2323
ORELAP ID: OR100062

WSP USA Environment & Infrastructure Inc. 15862 SW 72nd Ave. Suite 150 Portland, OR 97224	Project: Mailwell Project Number: 361M119101 Project Manager: John Kuiper	Report ID: A3J0802 - 10 13 23 1643
--	--	---

ANALYTICAL SAMPLE RESULTS

Halogenated Volatile Organic Compounds by EPA 8260D

Analyte	Sample Result	Detection Limit	Reporting Limit	Units	Dilution	Date Analyzed	Method Ref.	Notes
MW-7-20230929 (A3J0802-06)			Matrix: Water			Batch: 23J0216		
4-Chlorotoluene	ND	---	20.0	ug/L	20	10/06/23 21:43	EPA 8260D	
Dibromochloromethane	ND	---	20.0	ug/L	20	10/06/23 21:43	EPA 8260D	
1,2-Dibromo-3-chloropropane	ND	---	100	ug/L	20	10/06/23 21:43	EPA 8260D	
1,2-Dibromoethane (EDB)	ND	---	10.0	ug/L	20	10/06/23 21:43	EPA 8260D	
Dibromomethane	ND	---	20.0	ug/L	20	10/06/23 21:43	EPA 8260D	
1,2-Dichlorobenzene	ND	---	10.0	ug/L	20	10/06/23 21:43	EPA 8260D	
1,3-Dichlorobenzene	ND	---	10.0	ug/L	20	10/06/23 21:43	EPA 8260D	
1,4-Dichlorobenzene	ND	---	10.0	ug/L	20	10/06/23 21:43	EPA 8260D	
Dichlorodifluoromethane	ND	---	20.0	ug/L	20	10/06/23 21:43	EPA 8260D	
1,1-Dichloroethane	ND	---	8.00	ug/L	20	10/06/23 21:43	EPA 8260D	
1,2-Dichloroethane (EDC)	ND	---	8.00	ug/L	20	10/06/23 21:43	EPA 8260D	
1,1-Dichloroethene	ND	---	8.00	ug/L	20	10/06/23 21:43	EPA 8260D	
cis-1,2-Dichloroethene	1490	---	8.00	ug/L	20	10/06/23 21:43	EPA 8260D	
trans-1,2-Dichloroethene	ND	---	8.00	ug/L	20	10/06/23 21:43	EPA 8260D	
1,2-Dichloropropane	ND	---	10.0	ug/L	20	10/06/23 21:43	EPA 8260D	
1,3-Dichloropropane	ND	---	20.0	ug/L	20	10/06/23 21:43	EPA 8260D	
2,2-Dichloropropane	ND	---	20.0	ug/L	20	10/06/23 21:43	EPA 8260D	
1,1-Dichloropropene	ND	---	20.0	ug/L	20	10/06/23 21:43	EPA 8260D	
cis-1,3-Dichloropropene	ND	---	20.0	ug/L	20	10/06/23 21:43	EPA 8260D	
trans-1,3-Dichloropropene	ND	---	20.0	ug/L	20	10/06/23 21:43	EPA 8260D	
Hexachlorobutadiene	ND	---	100	ug/L	20	10/06/23 21:43	EPA 8260D	
Methylene chloride	ND	---	200	ug/L	20	10/06/23 21:43	EPA 8260D	
1,1,1,2-Tetrachloroethane	ND	---	8.00	ug/L	20	10/06/23 21:43	EPA 8260D	
1,1,2,2-Tetrachloroethane	ND	---	10.0	ug/L	20	10/06/23 21:43	EPA 8260D	
Tetrachloroethene (PCE)	478	---	8.00	ug/L	20	10/06/23 21:43	EPA 8260D	
1,2,3-Trichlorobenzene	ND	---	40.0	ug/L	20	10/06/23 21:43	EPA 8260D	
1,1,2-Trichloroethane	ND	---	10.0	ug/L	20	10/06/23 21:43	EPA 8260D	
1,2,4-Trichlorobenzene	ND	---	40.0	ug/L	20	10/06/23 21:43	EPA 8260D	
1,1,1-Trichloroethane	ND	---	8.00	ug/L	20	10/06/23 21:43	EPA 8260D	
Trichloroethene (TCE)	149	---	8.00	ug/L	20	10/06/23 21:43	EPA 8260D	
Trichlorofluoromethane	ND	---	40.0	ug/L	20	10/06/23 21:43	EPA 8260D	
1,2,3-Trichloropropane	ND	---	20.0	ug/L	20	10/06/23 21:43	EPA 8260D	
Vinyl chloride	ND	---	4.00	ug/L	20	10/06/23 21:43	EPA 8260D	

Apex Laboratories

Philip Nerenberg, Lab Director

The results in this report apply to the samples analyzed in accordance with the chain of custody document(s) and updated by any subsequent written communications. This analytical report must be reproduced in its entirety.



ANALYTICAL REPORT

Apex Laboratories, LLC

6700 S.W. Sandburg Street
Tigard, OR 97223
503-718-2323
ORELAP ID: OR100062

WSP USA Environment & Infrastructure Inc. 15862 SW 72nd Ave. Suite 150 Portland, OR 97224	Project: Mailwell Project Number: 361M119101 Project Manager: John Kuiper	Report ID: A3J0802 - 10 13 23 1643
--	--	---

ANALYTICAL SAMPLE RESULTS

Halogenated Volatile Organic Compounds by EPA 8260D

Analyte	Sample Result	Detection Limit	Reporting Limit	Units	Dilution	Date Analyzed	Method Ref.	Notes
MW-7-20230929 (A3J0802-06)			Matrix: Water		Batch: 23J0216			
<i>Surrogate: 1,4-Difluorobenzene (Surr)</i>			<i>Recovery: 99 %</i>	<i>Limits: 80-120 %</i>	<i>1</i>	<i>10/06/23 21:43</i>	<i>EPA 8260D</i>	
<i>Toluene-d8 (Surr)</i>			<i>100 %</i>	<i>80-120 %</i>	<i>1</i>	<i>10/06/23 21:43</i>	<i>EPA 8260D</i>	
<i>4-Bromofluorobenzene (Surr)</i>			<i>97 %</i>	<i>80-120 %</i>	<i>1</i>	<i>10/06/23 21:43</i>	<i>EPA 8260D</i>	
MW-2-20230929 (A3J0802-07)			Matrix: Water		Batch: 23J0216			
Bromobenzene	ND	---	10.0	ug/L	20	10/06/23 22:11	EPA 8260D	
Bromochloromethane	ND	---	20.0	ug/L	20	10/06/23 22:11	EPA 8260D	
Bromodichloromethane	ND	---	20.0	ug/L	20	10/06/23 22:11	EPA 8260D	
Bromoform	ND	---	20.0	ug/L	20	10/06/23 22:11	EPA 8260D	
Bromomethane	ND	---	100	ug/L	20	10/06/23 22:11	EPA 8260D	
Carbon tetrachloride	ND	---	20.0	ug/L	20	10/06/23 22:11	EPA 8260D	
Chlorobenzene	ND	---	10.0	ug/L	20	10/06/23 22:11	EPA 8260D	
Chloroethane	ND	---	100	ug/L	20	10/06/23 22:11	EPA 8260D	
Chloroform	ND	---	20.0	ug/L	20	10/06/23 22:11	EPA 8260D	
Chloromethane	ND	---	100	ug/L	20	10/06/23 22:11	EPA 8260D	
2-Chlorotoluene	ND	---	20.0	ug/L	20	10/06/23 22:11	EPA 8260D	
4-Chlorotoluene	ND	---	20.0	ug/L	20	10/06/23 22:11	EPA 8260D	
Dibromochloromethane	ND	---	20.0	ug/L	20	10/06/23 22:11	EPA 8260D	
1,2-Dibromo-3-chloropropane	ND	---	100	ug/L	20	10/06/23 22:11	EPA 8260D	
1,2-Dibromoethane (EDB)	ND	---	10.0	ug/L	20	10/06/23 22:11	EPA 8260D	
Dibromomethane	ND	---	20.0	ug/L	20	10/06/23 22:11	EPA 8260D	
1,2-Dichlorobenzene	ND	---	10.0	ug/L	20	10/06/23 22:11	EPA 8260D	
1,3-Dichlorobenzene	ND	---	10.0	ug/L	20	10/06/23 22:11	EPA 8260D	
1,4-Dichlorobenzene	ND	---	10.0	ug/L	20	10/06/23 22:11	EPA 8260D	
Dichlorodifluoromethane	ND	---	20.0	ug/L	20	10/06/23 22:11	EPA 8260D	
1,1-Dichloroethane	ND	---	8.00	ug/L	20	10/06/23 22:11	EPA 8260D	
1,2-Dichloroethane (EDC)	ND	---	8.00	ug/L	20	10/06/23 22:11	EPA 8260D	
1,1-Dichloroethene	9.60	---	8.00	ug/L	20	10/06/23 22:11	EPA 8260D	
trans-1,2-Dichloroethene	10.2	---	8.00	ug/L	20	10/06/23 22:11	EPA 8260D	
1,2-Dichloropropane	ND	---	10.0	ug/L	20	10/06/23 22:11	EPA 8260D	
1,3-Dichloropropane	ND	---	20.0	ug/L	20	10/06/23 22:11	EPA 8260D	
2,2-Dichloropropane	ND	---	20.0	ug/L	20	10/06/23 22:11	EPA 8260D	
1,1-Dichloropropene	ND	---	20.0	ug/L	20	10/06/23 22:11	EPA 8260D	
cis-1,3-Dichloropropene	ND	---	20.0	ug/L	20	10/06/23 22:11	EPA 8260D	

Apex Laboratories

The results in this report apply to the samples analyzed in accordance with the chain of custody document(s) and updated by any subsequent written communications. This analytical report must be reproduced in its entirety.



ANALYTICAL REPORT

Apex Laboratories, LLC

6700 S.W. Sandburg Street
Tigard, OR 97223
503-718-2323
ORELAP ID: OR100062

WSP USA Environment & Infrastructure Inc. 15862 SW 72nd Ave. Suite 150 Portland, OR 97224	Project: Mailwell Project Number: 361M119101 Project Manager: John Kuiper	Report ID: A3J0802 - 10 13 23 1643
--	--	---

ANALYTICAL SAMPLE RESULTS

Halogenated Volatile Organic Compounds by EPA 8260D

Analyte	Sample Result	Detection Limit	Reporting Limit	Units	Dilution	Date Analyzed	Method Ref.	Notes
MW-2-20230929 (A3J0802-07)			Matrix: Water			Batch: 23J0216		
trans-1,3-Dichloropropene	ND	---	20.0	ug/L	20	10/06/23 22:11	EPA 8260D	
Hexachlorobutadiene	ND	---	100	ug/L	20	10/06/23 22:11	EPA 8260D	
Methylene chloride	ND	---	200	ug/L	20	10/06/23 22:11	EPA 8260D	
1,1,1,2-Tetrachloroethane	ND	---	8.00	ug/L	20	10/06/23 22:11	EPA 8260D	
1,1,2,2-Tetrachloroethane	ND	---	10.0	ug/L	20	10/06/23 22:11	EPA 8260D	
Tetrachloroethene (PCE)	1750	---	8.00	ug/L	20	10/06/23 22:11	EPA 8260D	
1,2,3-Trichlorobenzene	ND	---	40.0	ug/L	20	10/06/23 22:11	EPA 8260D	
1,1,2-Trichloroethane	ND	---	10.0	ug/L	20	10/06/23 22:11	EPA 8260D	
1,2,4-Trichlorobenzene	ND	---	40.0	ug/L	20	10/06/23 22:11	EPA 8260D	
1,1,1-Trichloroethane	ND	---	8.00	ug/L	20	10/06/23 22:11	EPA 8260D	
Trichloroethene (TCE)	473	---	8.00	ug/L	20	10/06/23 22:11	EPA 8260D	
Trichlorofluoromethane	ND	---	40.0	ug/L	20	10/06/23 22:11	EPA 8260D	
1,2,3-Trichloropropane	ND	---	20.0	ug/L	20	10/06/23 22:11	EPA 8260D	
Vinyl chloride	ND	---	4.00	ug/L	20	10/06/23 22:11	EPA 8260D	
<i>Surrogate: 1,4-Difluorobenzene (Surr)</i>		<i>Recovery: 102 %</i>		<i>Limits: 80-120 %</i>	<i>1</i>	<i>10/06/23 22:11</i>	<i>EPA 8260D</i>	
<i>Toluene-d8 (Surr)</i>		<i>99 %</i>		<i>80-120 %</i>	<i>1</i>	<i>10/06/23 22:11</i>	<i>EPA 8260D</i>	
<i>4-Bromofluorobenzene (Surr)</i>		<i>97 %</i>		<i>80-120 %</i>	<i>1</i>	<i>10/06/23 22:11</i>	<i>EPA 8260D</i>	
MW-2-20230929 (A3J0802-07RE1)			Matrix: Water			Batch: 23J0269		
cis-1,2-Dichloroethene	4130	---	80.0	ug/L	200	10/09/23 18:05	EPA 8260D	
<i>Surrogate: 1,4-Difluorobenzene (Surr)</i>		<i>Recovery: 103 %</i>		<i>Limits: 80-120 %</i>	<i>1</i>	<i>10/09/23 18:05</i>	<i>EPA 8260D</i>	
<i>Toluene-d8 (Surr)</i>		<i>102 %</i>		<i>80-120 %</i>	<i>1</i>	<i>10/09/23 18:05</i>	<i>EPA 8260D</i>	
<i>4-Bromofluorobenzene (Surr)</i>		<i>95 %</i>		<i>80-120 %</i>	<i>1</i>	<i>10/09/23 18:05</i>	<i>EPA 8260D</i>	
MW-3-20230929 (A3J0802-08)			Matrix: Water			Batch: 23J0216		
Bromobenzene	ND	---	0.500	ug/L	1	10/06/23 14:17	EPA 8260D	
Bromochloromethane	ND	---	1.00	ug/L	1	10/06/23 14:17	EPA 8260D	
Bromodichloromethane	ND	---	1.00	ug/L	1	10/06/23 14:17	EPA 8260D	
Bromoform	ND	---	1.00	ug/L	1	10/06/23 14:17	EPA 8260D	
Bromomethane	ND	---	5.00	ug/L	1	10/06/23 14:17	EPA 8260D	
Carbon tetrachloride	ND	---	1.00	ug/L	1	10/06/23 14:17	EPA 8260D	
Chlorobenzene	ND	---	0.500	ug/L	1	10/06/23 14:17	EPA 8260D	
Chloroethane	ND	---	5.00	ug/L	1	10/06/23 14:17	EPA 8260D	
Chloroform	ND	---	1.00	ug/L	1	10/06/23 14:17	EPA 8260D	

Apex Laboratories

Philip Nerenberg, Lab Director

The results in this report apply to the samples analyzed in accordance with the chain of custody document(s) and updated by any subsequent written communications. This analytical report must be reproduced in its entirety.



ANALYTICAL REPORT

Apex Laboratories, LLC

6700 S.W. Sandburg Street
Tigard, OR 97223
503-718-2323
ORELAP ID: OR100062

WSP USA Environment & Infrastructure Inc. 15862 SW 72nd Ave. Suite 150 Portland, OR 97224	Project: Mailwell Project Number: 361M119101 Project Manager: John Kuiper	Report ID: A3J0802 - 10 13 23 1643
--	--	---

ANALYTICAL SAMPLE RESULTS

Halogenated Volatile Organic Compounds by EPA 8260D

Analyte	Sample Result	Detection Limit	Reporting Limit	Units	Dilution	Date Analyzed	Method Ref.	Notes
MW-3-20230929 (A3J0802-08)			Matrix: Water			Batch: 23J0216		
Chloromethane	ND	---	5.00	ug/L	1	10/06/23 14:17	EPA 8260D	
2-Chlorotoluene	ND	---	1.00	ug/L	1	10/06/23 14:17	EPA 8260D	
4-Chlorotoluene	ND	---	1.00	ug/L	1	10/06/23 14:17	EPA 8260D	
Dibromochloromethane	ND	---	1.00	ug/L	1	10/06/23 14:17	EPA 8260D	
1,2-Dibromo-3-chloropropane	ND	---	5.00	ug/L	1	10/06/23 14:17	EPA 8260D	
1,2-Dibromoethane (EDB)	ND	---	0.500	ug/L	1	10/06/23 14:17	EPA 8260D	
Dibromomethane	ND	---	1.00	ug/L	1	10/06/23 14:17	EPA 8260D	
1,2-Dichlorobenzene	ND	---	0.500	ug/L	1	10/06/23 14:17	EPA 8260D	
1,3-Dichlorobenzene	ND	---	0.500	ug/L	1	10/06/23 14:17	EPA 8260D	
1,4-Dichlorobenzene	ND	---	0.500	ug/L	1	10/06/23 14:17	EPA 8260D	
Dichlorodifluoromethane	ND	---	1.00	ug/L	1	10/06/23 14:17	EPA 8260D	
1,1-Dichloroethane	ND	---	0.400	ug/L	1	10/06/23 14:17	EPA 8260D	
1,2-Dichloroethane (EDC)	ND	---	0.400	ug/L	1	10/06/23 14:17	EPA 8260D	
1,1-Dichloroethene	ND	---	0.400	ug/L	1	10/06/23 14:17	EPA 8260D	
cis-1,2-Dichloroethene	2.60	---	0.400	ug/L	1	10/06/23 14:17	EPA 8260D	
trans-1,2-Dichloroethene	ND	---	0.400	ug/L	1	10/06/23 14:17	EPA 8260D	
1,2-Dichloropropane	ND	---	0.500	ug/L	1	10/06/23 14:17	EPA 8260D	
1,3-Dichloropropane	ND	---	1.00	ug/L	1	10/06/23 14:17	EPA 8260D	
2,2-Dichloropropane	ND	---	1.00	ug/L	1	10/06/23 14:17	EPA 8260D	
1,1-Dichloropropene	ND	---	1.00	ug/L	1	10/06/23 14:17	EPA 8260D	
cis-1,3-Dichloropropene	ND	---	1.00	ug/L	1	10/06/23 14:17	EPA 8260D	
trans-1,3-Dichloropropene	ND	---	1.00	ug/L	1	10/06/23 14:17	EPA 8260D	
Hexachlorobutadiene	ND	---	5.00	ug/L	1	10/06/23 14:17	EPA 8260D	
Methylene chloride	ND	---	10.0	ug/L	1	10/06/23 14:17	EPA 8260D	
1,1,1,2-Tetrachloroethane	ND	---	0.400	ug/L	1	10/06/23 14:17	EPA 8260D	
1,1,1,2,2-Tetrachloroethane	ND	---	0.500	ug/L	1	10/06/23 14:17	EPA 8260D	
Tetrachloroethene (PCE)	93.2	---	0.400	ug/L	1	10/06/23 14:17	EPA 8260D	
1,2,3-Trichlorobenzene	ND	---	2.00	ug/L	1	10/06/23 14:17	EPA 8260D	
1,1,2-Trichloroethane	ND	---	0.500	ug/L	1	10/06/23 14:17	EPA 8260D	
1,2,4-Trichlorobenzene	ND	---	2.00	ug/L	1	10/06/23 14:17	EPA 8260D	
1,1,1-Trichloroethane	ND	---	0.400	ug/L	1	10/06/23 14:17	EPA 8260D	
Trichloroethene (TCE)	8.12	---	0.400	ug/L	1	10/06/23 14:17	EPA 8260D	
Trichlorofluoromethane	ND	---	2.00	ug/L	1	10/06/23 14:17	EPA 8260D	

Apex Laboratories

The results in this report apply to the samples analyzed in accordance with the chain of custody document(s) and updated by any subsequent written communications. This analytical report must be reproduced in its entirety.



ANALYTICAL REPORT

Apex Laboratories, LLC

6700 S.W. Sandburg Street
Tigard, OR 97223
503-718-2323
ORELAP ID: OR100062

WSP USA Environment & Infrastructure Inc. 15862 SW 72nd Ave. Suite 150 Portland, OR 97224	Project: Mailwell Project Number: 361M119101 Project Manager: John Kuiper	Report ID: A3J0802 - 10 13 23 1643
--	--	---

ANALYTICAL SAMPLE RESULTS

Halogenated Volatile Organic Compounds by EPA 8260D

Analyte	Sample Result	Detection Limit	Reporting Limit	Units	Dilution	Date Analyzed	Method Ref.	Notes
MW-3-20230929 (A3J0802-08)			Matrix: Water			Batch: 23J0216		
1,2,3-Trichloropropane	ND	---	1.00	ug/L	1	10/06/23 14:17	EPA 8260D	
Vinyl chloride	0.780	---	0.200	ug/L	1	10/06/23 14:17	EPA 8260D	
<i>Surrogate: 1,4-Difluorobenzene (Surr)</i>		<i>Recovery: 103 %</i>		<i>Limits: 80-120 %</i>		<i>1</i>	<i>10/06/23 14:17</i>	<i>EPA 8260D</i>
<i>Toluene-d8 (Surr)</i>		<i>98 %</i>		<i>80-120 %</i>		<i>1</i>	<i>10/06/23 14:17</i>	<i>EPA 8260D</i>
<i>4-Bromofluorobenzene (Surr)</i>		<i>98 %</i>		<i>80-120 %</i>		<i>1</i>	<i>10/06/23 14:17</i>	<i>EPA 8260D</i>

Apex Laboratories

Philip Nerenberg, Lab Director

The results in this report apply to the samples analyzed in accordance with the chain of custody document(s) and updated by any subsequent written communications. This analytical report must be reproduced in its entirety.



ANALYTICAL REPORT

Apex Laboratories, LLC

6700 S.W. Sandburg Street
 Tigard, OR 97223
 503-718-2323
 ORELAP ID: OR100062

WSP USA Environment & Infrastructure Inc.	Project: Mailwell	
15862 SW 72nd Ave. Suite 150	Project Number: 361M119101	Report ID:
Portland, OR 97224	Project Manager: John Kuiper	A3J0802 - 10 13 23 1643

QUALITY CONTROL (QC) SAMPLE RESULTS

Halogenated Volatile Organic Compounds by EPA 8260D

Analyte	Result	Detection Limit	Reporting Limit	Units	Dilution	Spike Amount	Source Result	% REC	% REC Limits	RPD	RPD Limit	Notes
Batch 23J0184 - EPA 5030C						Water						
Blank (23J0184-BLK1)			Prepared: 10/05/23 13:05 Analyzed: 10/05/23 15:42									
EPA 8260D												
Bromobenzene	ND	---	0.500	ug/L	1	---	---	---	---	---	---	
Bromochloromethane	ND	---	1.00	ug/L	1	---	---	---	---	---	---	
Bromodichloromethane	ND	---	1.00	ug/L	1	---	---	---	---	---	---	
Bromoform	ND	---	1.00	ug/L	1	---	---	---	---	---	---	
Bromomethane	ND	---	5.00	ug/L	1	---	---	---	---	---	---	
Carbon tetrachloride	ND	---	1.00	ug/L	1	---	---	---	---	---	---	
Chlorobenzene	ND	---	0.500	ug/L	1	---	---	---	---	---	---	
Chloroethane	ND	---	5.00	ug/L	1	---	---	---	---	---	---	
Chloroform	ND	---	1.00	ug/L	1	---	---	---	---	---	---	
Chloromethane	ND	---	5.00	ug/L	1	---	---	---	---	---	---	
2-Chlorotoluene	ND	---	1.00	ug/L	1	---	---	---	---	---	---	
4-Chlorotoluene	ND	---	1.00	ug/L	1	---	---	---	---	---	---	
Dibromochloromethane	ND	---	1.00	ug/L	1	---	---	---	---	---	---	
1,2-Dibromo-3-chloropropane	ND	---	5.00	ug/L	1	---	---	---	---	---	---	
1,2-Dibromoethane (EDB)	ND	---	0.500	ug/L	1	---	---	---	---	---	---	
Dibromomethane	ND	---	1.00	ug/L	1	---	---	---	---	---	---	
1,2-Dichlorobenzene	ND	---	0.500	ug/L	1	---	---	---	---	---	---	
1,3-Dichlorobenzene	ND	---	0.500	ug/L	1	---	---	---	---	---	---	
1,4-Dichlorobenzene	ND	---	0.500	ug/L	1	---	---	---	---	---	---	
Dichlorodifluoromethane	ND	---	1.00	ug/L	1	---	---	---	---	---	---	
1,1-Dichloroethane	ND	---	0.400	ug/L	1	---	---	---	---	---	---	
1,2-Dichloroethane (EDC)	ND	---	0.400	ug/L	1	---	---	---	---	---	---	
1,1-Dichloroethene	ND	---	0.400	ug/L	1	---	---	---	---	---	---	
cis-1,2-Dichloroethene	ND	---	0.400	ug/L	1	---	---	---	---	---	---	
trans-1,2-Dichloroethene	ND	---	0.400	ug/L	1	---	---	---	---	---	---	
1,2-Dichloropropane	ND	---	0.500	ug/L	1	---	---	---	---	---	---	
1,3-Dichloropropane	ND	---	1.00	ug/L	1	---	---	---	---	---	---	
2,2-Dichloropropane	ND	---	1.00	ug/L	1	---	---	---	---	---	---	
1,1-Dichloropropene	ND	---	1.00	ug/L	1	---	---	---	---	---	---	
cis-1,3-Dichloropropene	ND	---	1.00	ug/L	1	---	---	---	---	---	---	
trans-1,3-Dichloropropene	ND	---	1.00	ug/L	1	---	---	---	---	---	---	
Hexachlorobutadiene	ND	---	5.00	ug/L	1	---	---	---	---	---	---	
Methylene chloride	ND	---	10.0	ug/L	1	---	---	---	---	---	---	

Apex Laboratories

The results in this report apply to the samples analyzed in accordance with the chain of custody document(s) and updated by any subsequent written communications. This analytical report must be reproduced in its entirety.



ANALYTICAL REPORT

Apex Laboratories, LLC

6700 S.W. Sandburg Street
Tigard, OR 97223
503-718-2323
ORELAP ID: OR100062

WSP USA Environment & Infrastructure Inc. 15862 SW 72nd Ave. Suite 150 Portland, OR 97224	Project: Mailwell Project Number: 361M119101 Project Manager: John Kuiper	Report ID: A3J0802 - 10 13 23 1643
--	--	---

QUALITY CONTROL (QC) SAMPLE RESULTS

Halogenated Volatile Organic Compounds by EPA 8260D

Analyte	Result	Detection Limit	Reporting Limit	Units	Dilution	Spike Amount	Source Result	% REC	% REC Limits	RPD	RPD Limit	Notes
Batch 23J0184 - EPA 5030C												
Water												
Blank (23J0184-BLK1)			Prepared: 10/05/23 13:05 Analyzed: 10/05/23 15:42									
1,1,1,2-Tetrachloroethane	ND	---	0.400	ug/L	1	---	---	---	---	---	---	
1,1,2,2-Tetrachloroethane	ND	---	0.500	ug/L	1	---	---	---	---	---	---	
Tetrachloroethene (PCE)	ND	---	0.400	ug/L	1	---	---	---	---	---	---	
1,2,3-Trichlorobenzene	ND	---	2.00	ug/L	1	---	---	---	---	---	---	
1,1,2-Trichloroethane	ND	---	0.500	ug/L	1	---	---	---	---	---	---	
1,2,4-Trichlorobenzene	ND	---	2.00	ug/L	1	---	---	---	---	---	---	
1,1,1-Trichloroethane	ND	---	0.400	ug/L	1	---	---	---	---	---	---	
Trichloroethene (TCE)	ND	---	0.400	ug/L	1	---	---	---	---	---	---	
Trichlorofluoromethane	ND	---	2.00	ug/L	1	---	---	---	---	---	---	
1,2,3-Trichloropropane	ND	---	1.00	ug/L	1	---	---	---	---	---	---	
Vinyl chloride	ND	---	0.200	ug/L	1	---	---	---	---	---	---	
<i>Surr: 1,4-Difluorobenzene (Surr)</i>		<i>Recovery: 104 %</i>		<i>Limits: 80-120 %</i>		<i>Dilution: 1x</i>						
<i>Toluene-d8 (Surr)</i>		<i>103 %</i>		<i>80-120 %</i>		<i>"</i>						
<i>4-Bromofluorobenzene (Surr)</i>		<i>105 %</i>		<i>80-120 %</i>		<i>"</i>						

LCS (23J0184-BS1)			Prepared: 10/05/23 13:05 Analyzed: 10/05/23 14:44									
EPA 8260D												
Bromobenzene	18.6	---	0.500	ug/L	1	20.0	---	93	80-120%	---	---	
Bromochloromethane	20.2	---	1.00	ug/L	1	20.0	---	101	80-120%	---	---	
Bromodichloromethane	20.0	---	1.00	ug/L	1	20.0	---	100	80-120%	---	---	
Bromoform	21.3	---	1.00	ug/L	1	20.0	---	107	80-120%	---	---	
Bromomethane	22.6	---	5.00	ug/L	1	20.0	---	113	80-120%	---	---	
Carbon tetrachloride	21.5	---	1.00	ug/L	1	20.0	---	107	80-120%	---	---	
Chlorobenzene	19.5	---	0.500	ug/L	1	20.0	---	98	80-120%	---	---	
Chloroethane	18.6	---	5.00	ug/L	1	20.0	---	93	80-120%	---	---	
Chloroform	18.8	---	1.00	ug/L	1	20.0	---	94	80-120%	---	---	
Chloromethane	19.3	---	5.00	ug/L	1	20.0	---	96	80-120%	---	---	
2-Chlorotoluene	22.0	---	1.00	ug/L	1	20.0	---	110	80-120%	---	---	
4-Chlorotoluene	20.2	---	1.00	ug/L	1	20.0	---	101	80-120%	---	---	
Dibromochloromethane	20.0	---	1.00	ug/L	1	20.0	---	100	80-120%	---	---	
1,2-Dibromo-3-chloropropane	18.4	---	5.00	ug/L	1	20.0	---	92	80-120%	---	---	
1,2-Dibromoethane (EDB)	20.3	---	0.500	ug/L	1	20.0	---	102	80-120%	---	---	
Dibromomethane	19.2	---	1.00	ug/L	1	20.0	---	96	80-120%	---	---	
1,2-Dichlorobenzene	21.0	---	0.500	ug/L	1	20.0	---	105	80-120%	---	---	

Apex Laboratories

The results in this report apply to the samples analyzed in accordance with the chain of custody document(s) and updated by any subsequent written communications. This analytical report must be reproduced in its entirety.



ANALYTICAL REPORT

Apex Laboratories, LLC

6700 S.W. Sandburg Street
Tigard, OR 97223
503-718-2323
ORELAP ID: OR100062

WSP USA Environment & Infrastructure Inc. 15862 SW 72nd Ave. Suite 150 Portland, OR 97224	Project: Mailwell Project Number: 361M119101 Project Manager: John Kuiper	Report ID: A3J0802 - 10 13 23 1643
--	--	---

QUALITY CONTROL (QC) SAMPLE RESULTS

Halogenated Volatile Organic Compounds by EPA 8260D

Analyte	Result	Detection Limit	Reporting Limit	Units	Dilution	Spike Amount	Source Result	% REC	% REC Limits	RPD	RPD Limit	Notes
Batch 23J0184 - EPA 5030C												
Water												
LCS (23J0184-BS1)												
Prepared: 10/05/23 13:05						Analyzed: 10/05/23 14:44						
1,3-Dichlorobenzene	22.5	---	0.500	ug/L	1	20.0	---	112	80-120%	---	---	
1,4-Dichlorobenzene	18.7	---	0.500	ug/L	1	20.0	---	94	80-120%	---	---	
Dichlorodifluoromethane	24.1	---	1.00	ug/L	1	20.0	---	120	80-120%	---	---	
1,1-Dichloroethane	18.8	---	0.400	ug/L	1	20.0	---	94	80-120%	---	---	
1,2-Dichloroethane (EDC)	19.8	---	0.400	ug/L	1	20.0	---	99	80-120%	---	---	
1,1-Dichloroethene	20.4	---	0.400	ug/L	1	20.0	---	102	80-120%	---	---	
cis-1,2-Dichloroethene	19.3	---	0.400	ug/L	1	20.0	---	96	80-120%	---	---	
trans-1,2-Dichloroethene	18.9	---	0.400	ug/L	1	20.0	---	94	80-120%	---	---	
1,2-Dichloropropane	19.4	---	0.500	ug/L	1	20.0	---	97	80-120%	---	---	
1,3-Dichloropropane	20.0	---	1.00	ug/L	1	20.0	---	100	80-120%	---	---	
2,2-Dichloropropane	22.0	---	1.00	ug/L	1	20.0	---	110	80-120%	---	---	
1,1-Dichloropropene	20.1	---	1.00	ug/L	1	20.0	---	101	80-120%	---	---	
cis-1,3-Dichloropropene	18.7	---	1.00	ug/L	1	20.0	---	93	80-120%	---	---	
trans-1,3-Dichloropropene	23.3	---	1.00	ug/L	1	20.0	---	117	80-120%	---	---	
Hexachlorobutadiene	18.9	---	5.00	ug/L	1	20.0	---	95	80-120%	---	---	
Methylene chloride	23.0	---	10.0	ug/L	1	20.0	---	115	80-120%	---	---	
1,1,1,2-Tetrachloroethane	19.9	---	0.400	ug/L	1	20.0	---	100	80-120%	---	---	
1,1,2,2-Tetrachloroethane	17.3	---	0.500	ug/L	1	20.0	---	86	80-120%	---	---	
Tetrachloroethene (PCE)	21.3	---	0.400	ug/L	1	20.0	---	106	80-120%	---	---	
1,2,3-Trichlorobenzene	18.3	---	2.00	ug/L	1	20.0	---	91	80-120%	---	---	
1,1,2-Trichloroethane	19.6	---	0.500	ug/L	1	20.0	---	98	80-120%	---	---	
1,2,4-Trichlorobenzene	17.1	---	2.00	ug/L	1	20.0	---	85	80-120%	---	---	
1,1,1-Trichloroethane	20.7	---	0.400	ug/L	1	20.0	---	104	80-120%	---	---	
Trichloroethene (TCE)	19.8	---	0.400	ug/L	1	20.0	---	99	80-120%	---	---	
Trichlorofluoromethane	23.9	---	2.00	ug/L	1	20.0	---	120	80-120%	---	---	
1,2,3-Trichloropropane	19.6	---	1.00	ug/L	1	20.0	---	98	80-120%	---	---	
Vinyl chloride	20.1	---	0.200	ug/L	1	20.0	---	101	80-120%	---	---	
<i>Surr: 1,4-Difluorobenzene (Surr)</i>		<i>Recovery: 99 %</i>		<i>Limits: 80-120 %</i>		<i>Dilution: 1x</i>						
<i>Toluene-d8 (Surr)</i>		<i>99 %</i>		<i>80-120 %</i>		<i>"</i>						
<i>4-Bromofluorobenzene (Surr)</i>		<i>93 %</i>		<i>80-120 %</i>		<i>"</i>						

Duplicate (23J0184-DUP1)												
Prepared: 10/05/23 12:17						Analyzed: 10/06/23 00:21						
QC Source Sample: Non-SDG (A3J0819-14)												
Bromobenzene	ND	---	0.500	ug/L	1	---	ND	---	---	---	30%	

Apex Laboratories

The results in this report apply to the samples analyzed in accordance with the chain of custody document(s) and updated by any subsequent written communications. This analytical report must be reproduced in its entirety.



ANALYTICAL REPORT

Apex Laboratories, LLC

6700 S.W. Sandburg Street
Tigard, OR 97223
503-718-2323
ORELAP ID: OR100062

WSP USA Environment & Infrastructure Inc. 15862 SW 72nd Ave. Suite 150 Portland, OR 97224	Project: Mailwell Project Number: 361M119101 Project Manager: John Kuiper	Report ID: A3J0802 - 10 13 23 1643
--	--	---

QUALITY CONTROL (QC) SAMPLE RESULTS

Halogenated Volatile Organic Compounds by EPA 8260D

Analyte	Result	Detection Limit	Reporting Limit	Units	Dilution	Spike Amount	Source Result	% REC	% REC Limits	RPD	RPD Limit	Notes
Batch 23J0184 - EPA 5030C						Water						
Duplicate (23J0184-DUP1)			Prepared: 10/05/23 12:17 Analyzed: 10/06/23 00:21									
QC Source Sample: Non-SDG (A3J0819-14)												
Bromochloromethane	ND	---	1.00	ug/L	1	---	ND	---	---	---	30%	
Bromodichloromethane	ND	---	1.00	ug/L	1	---	ND	---	---	---	30%	
Bromoform	ND	---	1.00	ug/L	1	---	ND	---	---	---	30%	
Bromomethane	ND	---	5.00	ug/L	1	---	ND	---	---	---	30%	
Carbon tetrachloride	ND	---	1.00	ug/L	1	---	ND	---	---	---	30%	
Chlorobenzene	ND	---	0.500	ug/L	1	---	ND	---	---	---	30%	
Chloroethane	ND	---	5.00	ug/L	1	---	ND	---	---	---	30%	
Chloroform	ND	---	1.00	ug/L	1	---	ND	---	---	---	30%	
Chloromethane	ND	---	5.00	ug/L	1	---	ND	---	---	---	30%	
2-Chlorotoluene	ND	---	1.00	ug/L	1	---	ND	---	---	---	30%	
4-Chlorotoluene	ND	---	1.00	ug/L	1	---	ND	---	---	---	30%	
Dibromochloromethane	ND	---	1.00	ug/L	1	---	ND	---	---	---	30%	
1,2-Dibromo-3-chloropropane	ND	---	5.00	ug/L	1	---	ND	---	---	---	30%	
1,2-Dibromoethane (EDB)	ND	---	0.500	ug/L	1	---	ND	---	---	---	30%	
Dibromomethane	ND	---	1.00	ug/L	1	---	ND	---	---	---	30%	
1,2-Dichlorobenzene	ND	---	0.500	ug/L	1	---	ND	---	---	---	30%	
1,3-Dichlorobenzene	ND	---	0.500	ug/L	1	---	ND	---	---	---	30%	
1,4-Dichlorobenzene	ND	---	0.500	ug/L	1	---	ND	---	---	---	30%	
Dichlorodifluoromethane	ND	---	1.00	ug/L	1	---	ND	---	---	---	30%	
1,1-Dichloroethane	ND	---	0.400	ug/L	1	---	ND	---	---	---	30%	
1,2-Dichloroethane (EDC)	ND	---	0.400	ug/L	1	---	ND	---	---	---	30%	
1,1-Dichloroethene	ND	---	0.400	ug/L	1	---	ND	---	---	---	30%	
cis-1,2-Dichloroethene	ND	---	0.400	ug/L	1	---	ND	---	---	---	30%	
trans-1,2-Dichloroethene	ND	---	0.400	ug/L	1	---	ND	---	---	---	30%	
1,2-Dichloropropane	ND	---	0.500	ug/L	1	---	ND	---	---	---	30%	
1,3-Dichloropropane	ND	---	1.00	ug/L	1	---	ND	---	---	---	30%	
2,2-Dichloropropane	ND	---	1.00	ug/L	1	---	ND	---	---	---	30%	
1,1-Dichloropropene	ND	---	1.00	ug/L	1	---	ND	---	---	---	30%	
cis-1,3-Dichloropropene	ND	---	1.00	ug/L	1	---	ND	---	---	---	30%	
trans-1,3-Dichloropropene	ND	---	1.00	ug/L	1	---	ND	---	---	---	30%	
Hexachlorobutadiene	ND	---	5.00	ug/L	1	---	ND	---	---	---	30%	
Methylene chloride	ND	---	10.0	ug/L	1	---	ND	---	---	---	30%	
1,1,1,2-Tetrachloroethane	ND	---	0.400	ug/L	1	---	ND	---	---	---	30%	

Apex Laboratories

The results in this report apply to the samples analyzed in accordance with the chain of custody document(s) and updated by any subsequent written communications. This analytical report must be reproduced in its entirety.

Philip Nerenberg, Lab Director



ANALYTICAL REPORT

Apex Laboratories, LLC

6700 S.W. Sandburg Street
Tigard, OR 97223
503-718-2323
ORELAP ID: OR100062

WSP USA Environment & Infrastructure Inc. 15862 SW 72nd Ave. Suite 150 Portland, OR 97224	Project: Mailwell Project Number: 361M119101 Project Manager: John Kuiper	Report ID: A3J0802 - 10 13 23 1643
--	--	--

QUALITY CONTROL (QC) SAMPLE RESULTS

Halogenated Volatile Organic Compounds by EPA 8260D

Analyte	Result	Detection Limit	Reporting Limit	Units	Dilution	Spike Amount	Source Result	% REC	% REC Limits	RPD	RPD Limit	Notes
Batch 23J0184 - EPA 5030C												
Water												
Duplicate (23J0184-DUP1)			Prepared: 10/05/23 12:17 Analyzed: 10/06/23 00:21									
QC Source Sample: Non-SDG (A3J0819-14)												
1,1,2,2-Tetrachloroethane	ND	---	0.500	ug/L	1	---	ND	---	---	---	30%	
Tetrachloroethene (PCE)	ND	---	0.400	ug/L	1	---	ND	---	---	---	30%	
1,2,3-Trichlorobenzene	ND	---	2.00	ug/L	1	---	ND	---	---	---	30%	
1,1,2-Trichloroethane	ND	---	0.500	ug/L	1	---	ND	---	---	---	30%	
1,2,4-Trichlorobenzene	ND	---	2.00	ug/L	1	---	ND	---	---	---	30%	
1,1,1-Trichloroethane	ND	---	0.400	ug/L	1	---	ND	---	---	---	30%	
Trichloroethene (TCE)	ND	---	0.400	ug/L	1	---	ND	---	---	---	30%	
Trichlorofluoromethane	ND	---	2.00	ug/L	1	---	ND	---	---	---	30%	
1,2,3-Trichloropropane	ND	---	1.00	ug/L	1	---	ND	---	---	---	30%	
Vinyl chloride	ND	---	0.200	ug/L	1	---	ND	---	---	---	30%	
<i>Surr: 1,4-Difluorobenzene (Surr)</i>		<i>Recovery: 106 %</i>		<i>Limits: 80-120 %</i>		<i>Dilution: 1x</i>						
<i>Toluene-d8 (Surr)</i>		<i>104 %</i>		<i>80-120 %</i>		<i>"</i>						
<i>4-Bromofluorobenzene (Surr)</i>		<i>102 %</i>		<i>80-120 %</i>		<i>"</i>						

Matrix Spike (23J0184-MS1)			Prepared: 10/05/23 12:17 Analyzed: 10/06/23 00:44									
QC Source Sample: MW-6-20230929 (A3J0802-02)												
EPA 8260D												
Bromobenzene	18.2	---	0.500	ug/L	1	20.0	ND	91	80-120%	---	---	
Bromochloromethane	20.1	---	1.00	ug/L	1	20.0	ND	101	78-123%	---	---	
Bromodichloromethane	19.9	---	1.00	ug/L	1	20.0	ND	99	79-125%	---	---	
Bromoform	20.4	---	1.00	ug/L	1	20.0	ND	102	66-130%	---	---	
Bromomethane	26.2	---	5.00	ug/L	1	20.0	ND	131	53-141%	---	---	
Carbon tetrachloride	23.4	---	1.00	ug/L	1	20.0	ND	117	72-136%	---	---	
Chlorobenzene	19.5	---	0.500	ug/L	1	20.0	ND	97	80-120%	---	---	
Chloroethane	23.1	---	5.00	ug/L	1	20.0	ND	116	60-138%	---	---	
Chloroform	19.1	---	1.00	ug/L	1	20.0	ND	95	79-124%	---	---	
Chloromethane	21.1	---	5.00	ug/L	1	20.0	ND	105	50-139%	---	---	
2-Chlorotoluene	21.9	---	1.00	ug/L	1	20.0	ND	109	79-122%	---	---	
4-Chlorotoluene	19.6	---	1.00	ug/L	1	20.0	ND	98	78-122%	---	---	
Dibromochloromethane	19.4	---	1.00	ug/L	1	20.0	ND	97	74-126%	---	---	
1,2-Dibromo-3-chloropropane	18.0	---	5.00	ug/L	1	20.0	ND	90	62-128%	---	---	
1,2-Dibromoethane (EDB)	19.6	---	0.500	ug/L	1	20.0	ND	98	77-121%	---	---	
Dibromomethane	19.4	---	1.00	ug/L	1	20.0	ND	97	79-123%	---	---	

Apex Laboratories

The results in this report apply to the samples analyzed in accordance with the chain of custody document(s) and updated by any subsequent written communications. This analytical report must be reproduced in its entirety.



ANALYTICAL REPORT

Apex Laboratories, LLC

6700 S.W. Sandburg Street
Tigard, OR 97223
503-718-2323
ORELAP ID: OR100062

WSP USA Environment & Infrastructure Inc. 15862 SW 72nd Ave. Suite 150 Portland, OR 97224	Project: Mailwell Project Number: 361M119101 Project Manager: John Kuiper	Report ID: A3J0802 - 10 13 23 1643
--	--	--

QUALITY CONTROL (QC) SAMPLE RESULTS

Halogenated Volatile Organic Compounds by EPA 8260D

Analyte	Result	Detection Limit	Reporting Limit	Units	Dilution	Spike Amount	Source Result	% REC	% REC Limits	RPD	RPD Limit	Notes
Batch 23J0184 - EPA 5030C						Water						
Matrix Spike (23J0184-MS1)						Prepared: 10/05/23 12:17 Analyzed: 10/06/23 00:44						
QC Source Sample: MW-6-20230929 (A3J0802-02)												
1,2-Dichlorobenzene	20.4	---	0.500	ug/L	1	20.0	ND	102	80-120%	---	---	
1,3-Dichlorobenzene	22.0	---	0.500	ug/L	1	20.0	ND	110	80-120%	---	---	
1,4-Dichlorobenzene	18.4	---	0.500	ug/L	1	20.0	ND	92	79-120%	---	---	
Dichlorodifluoromethane	27.7	---	1.00	ug/L	1	20.0	ND	138	32-152%	---	---	
1,1-Dichloroethane	19.6	---	0.400	ug/L	1	20.0	ND	98	77-125%	---	---	
1,2-Dichloroethane (EDC)	20.0	---	0.400	ug/L	1	20.0	ND	100	73-128%	---	---	
1,1-Dichloroethene	22.9	---	0.400	ug/L	1	20.0	ND	115	71-131%	---	---	
cis-1,2-Dichloroethene	22.2	---	0.400	ug/L	1	20.0	2.62	98	78-123%	---	---	
trans-1,2-Dichloroethene	20.1	---	0.400	ug/L	1	20.0	0.220	99	75-124%	---	---	
1,2-Dichloropropane	19.7	---	0.500	ug/L	1	20.0	ND	99	78-122%	---	---	
1,3-Dichloropropane	19.5	---	1.00	ug/L	1	20.0	ND	98	80-120%	---	---	
2,2-Dichloropropane	21.1	---	1.00	ug/L	1	20.0	ND	105	60-139%	---	---	
1,1-Dichloropropene	21.4	---	1.00	ug/L	1	20.0	ND	107	79-125%	---	---	
cis-1,3-Dichloropropene	13.9	---	1.00	ug/L	1	20.0	ND	70	75-124%	---	---	Q-01
trans-1,3-Dichloropropene	22.0	---	1.00	ug/L	1	20.0	ND	110	73-127%	---	---	
Hexachlorobutadiene	19.4	---	5.00	ug/L	1	20.0	ND	97	66-134%	---	---	
Methylene chloride	22.2	---	10.0	ug/L	1	20.0	ND	111	74-124%	---	---	
1,1,1,2-Tetrachloroethane	19.4	---	0.400	ug/L	1	20.0	ND	97	78-124%	---	---	
1,1,2,2-Tetrachloroethane	18.6	---	0.500	ug/L	1	20.0	ND	93	71-121%	---	---	
Tetrachloroethene (PCE)	22.0	---	0.400	ug/L	1	20.0	ND	110	74-129%	---	---	
1,2,3-Trichlorobenzene	17.7	---	2.00	ug/L	1	20.0	ND	89	69-129%	---	---	
1,1,2-Trichloroethane	19.4	---	0.500	ug/L	1	20.0	ND	97	80-120%	---	---	
1,2,4-Trichlorobenzene	15.9	---	2.00	ug/L	1	20.0	ND	80	69-130%	---	---	
1,1,1-Trichloroethane	22.3	---	0.400	ug/L	1	20.0	ND	111	74-131%	---	---	
Trichloroethene (TCE)	19.3	---	0.400	ug/L	1	20.0	ND	96	79-123%	---	---	
Trichlorofluoromethane	27.0	---	2.00	ug/L	1	20.0	ND	135	65-141%	---	---	
1,2,3-Trichloropropane	19.5	---	1.00	ug/L	1	20.0	ND	97	73-122%	---	---	
Vinyl chloride	23.0	---	0.200	ug/L	1	20.0	0.220	114	58-137%	---	---	
Surr: 1,4-Difluorobenzene (Surr)		Recovery: 100 %		Limits: 80-120 %		Dilution: 1x						
Toluene-d8 (Surr)		95 %		80-120 %		"						
4-Bromofluorobenzene (Surr)		93 %		80-120 %		"						

Apex Laboratories

Philip Nerenberg, Lab Director

The results in this report apply to the samples analyzed in accordance with the chain of custody document(s) and updated by any subsequent written communications. This analytical report must be reproduced in its entirety.



ANALYTICAL REPORT

Apex Laboratories, LLC

6700 S.W. Sandburg Street
Tigard, OR 97223
503-718-2323
ORELAP ID: OR100062

WSP USA Environment & Infrastructure Inc. 15862 SW 72nd Ave. Suite 150 Portland, OR 97224	Project: Mailwell Project Number: 361M119101 Project Manager: John Kuiper	Report ID: A3J0802 - 10 13 23 1643
--	--	---

QUALITY CONTROL (QC) SAMPLE RESULTS

Halogenated Volatile Organic Compounds by EPA 8260D

Analyte	Result	Detection Limit	Reporting Limit	Units	Dilution	Spike Amount	Source Result	% REC	% REC Limits	RPD	RPD Limit	Notes
Batch 23J0216 - EPA 5030C						Water						
Blank (23J0216-BLK1)			Prepared: 10/06/23 10:22 Analyzed: 10/06/23 12:26									
EPA 8260D												
Bromobenzene	ND	---	0.500	ug/L	1	---	---	---	---	---	---	
Bromochloromethane	ND	---	1.00	ug/L	1	---	---	---	---	---	---	
Bromodichloromethane	ND	---	1.00	ug/L	1	---	---	---	---	---	---	
Bromoform	ND	---	1.00	ug/L	1	---	---	---	---	---	---	
Bromomethane	ND	---	5.00	ug/L	1	---	---	---	---	---	---	
Carbon tetrachloride	ND	---	1.00	ug/L	1	---	---	---	---	---	---	
Chlorobenzene	ND	---	0.500	ug/L	1	---	---	---	---	---	---	
Chloroethane	ND	---	5.00	ug/L	1	---	---	---	---	---	---	
Chloroform	ND	---	1.00	ug/L	1	---	---	---	---	---	---	
Chloromethane	ND	---	5.00	ug/L	1	---	---	---	---	---	---	
2-Chlorotoluene	ND	---	1.00	ug/L	1	---	---	---	---	---	---	
4-Chlorotoluene	ND	---	1.00	ug/L	1	---	---	---	---	---	---	
Dibromochloromethane	ND	---	1.00	ug/L	1	---	---	---	---	---	---	
1,2-Dibromo-3-chloropropane	ND	---	5.00	ug/L	1	---	---	---	---	---	---	
1,2-Dibromoethane (EDB)	ND	---	0.500	ug/L	1	---	---	---	---	---	---	
Dibromomethane	ND	---	1.00	ug/L	1	---	---	---	---	---	---	
1,2-Dichlorobenzene	ND	---	0.500	ug/L	1	---	---	---	---	---	---	
1,3-Dichlorobenzene	ND	---	0.500	ug/L	1	---	---	---	---	---	---	
1,4-Dichlorobenzene	ND	---	0.500	ug/L	1	---	---	---	---	---	---	
Dichlorodifluoromethane	ND	---	1.00	ug/L	1	---	---	---	---	---	---	
1,1-Dichloroethane	ND	---	0.400	ug/L	1	---	---	---	---	---	---	
1,2-Dichloroethane (EDC)	ND	---	0.400	ug/L	1	---	---	---	---	---	---	
1,1-Dichloroethene	ND	---	0.400	ug/L	1	---	---	---	---	---	---	
cis-1,2-Dichloroethene	ND	---	0.400	ug/L	1	---	---	---	---	---	---	
trans-1,2-Dichloroethene	ND	---	0.400	ug/L	1	---	---	---	---	---	---	
1,2-Dichloropropane	ND	---	0.500	ug/L	1	---	---	---	---	---	---	
1,3-Dichloropropane	ND	---	1.00	ug/L	1	---	---	---	---	---	---	
2,2-Dichloropropane	ND	---	1.00	ug/L	1	---	---	---	---	---	---	
1,1-Dichloropropene	ND	---	1.00	ug/L	1	---	---	---	---	---	---	
cis-1,3-Dichloropropene	ND	---	1.00	ug/L	1	---	---	---	---	---	---	
trans-1,3-Dichloropropene	ND	---	1.00	ug/L	1	---	---	---	---	---	---	
Hexachlorobutadiene	ND	---	5.00	ug/L	1	---	---	---	---	---	---	
Methylene chloride	ND	---	10.0	ug/L	1	---	---	---	---	---	---	

Apex Laboratories

The results in this report apply to the samples analyzed in accordance with the chain of custody document(s) and updated by any subsequent written communications. This analytical report must be reproduced in its entirety.



ANALYTICAL REPORT

Apex Laboratories, LLC

6700 S.W. Sandburg Street
Tigard, OR 97223
503-718-2323
ORELAP ID: OR100062

WSP USA Environment & Infrastructure Inc.	Project: Mailwell	
15862 SW 72nd Ave. Suite 150	Project Number: 361M119101	Report ID:
Portland, OR 97224	Project Manager: John Kuiper	A3J0802 - 10 13 23 1643

QUALITY CONTROL (QC) SAMPLE RESULTS

Halogenated Volatile Organic Compounds by EPA 8260D

Analyte	Result	Detection Limit	Reporting Limit	Units	Dilution	Spike Amount	Source Result	% REC	% REC Limits	RPD	RPD Limit	Notes
Batch 23J0216 - EPA 5030C												
Water												
Blank (23J0216-BLK1)			Prepared: 10/06/23 10:22 Analyzed: 10/06/23 12:26									
1,1,1,2-Tetrachloroethane	ND	---	0.400	ug/L	1	---	---	---	---	---	---	
1,1,2,2-Tetrachloroethane	ND	---	0.500	ug/L	1	---	---	---	---	---	---	
Tetrachloroethene (PCE)	ND	---	0.400	ug/L	1	---	---	---	---	---	---	
1,2,3-Trichlorobenzene	ND	---	2.00	ug/L	1	---	---	---	---	---	---	
1,1,2-Trichloroethane	ND	---	0.500	ug/L	1	---	---	---	---	---	---	
1,2,4-Trichlorobenzene	ND	---	2.00	ug/L	1	---	---	---	---	---	---	
1,1,1-Trichloroethane	ND	---	0.400	ug/L	1	---	---	---	---	---	---	
Trichloroethene (TCE)	ND	---	0.400	ug/L	1	---	---	---	---	---	---	
Trichlorofluoromethane	ND	---	2.00	ug/L	1	---	---	---	---	---	---	
1,2,3-Trichloropropane	ND	---	1.00	ug/L	1	---	---	---	---	---	---	
Vinyl chloride	ND	---	0.200	ug/L	1	---	---	---	---	---	---	
<i>Surr: 1,4-Difluorobenzene (Surr)</i>		<i>Recovery: 103 %</i>		<i>Limits: 80-120 %</i>		<i>Dilution: 1x</i>						
<i>Toluene-d8 (Surr)</i>		<i>101 %</i>		<i>80-120 %</i>		<i>"</i>						
<i>4-Bromofluorobenzene (Surr)</i>		<i>97 %</i>		<i>80-120 %</i>		<i>"</i>						

LCS (23J0216-BS1)												
Prepared: 10/06/23 10:22 Analyzed: 10/06/23 11:19												
EPA 8260D												
Bromobenzene	18.8	---	0.500	ug/L	1	20.0	---	94	80-120%	---	---	
Bromochloromethane	20.2	---	1.00	ug/L	1	20.0	---	101	80-120%	---	---	
Bromodichloromethane	22.1	---	1.00	ug/L	1	20.0	---	110	80-120%	---	---	
Bromoform	19.8	---	1.00	ug/L	1	20.0	---	99	80-120%	---	---	
Bromomethane	21.2	---	5.00	ug/L	1	20.0	---	106	80-120%	---	---	
Carbon tetrachloride	22.8	---	1.00	ug/L	1	20.0	---	114	80-120%	---	---	
Chlorobenzene	19.5	---	0.500	ug/L	1	20.0	---	98	80-120%	---	---	
Chloroethane	23.7	---	5.00	ug/L	1	20.0	---	118	80-120%	---	---	
Chloroform	20.4	---	1.00	ug/L	1	20.0	---	102	80-120%	---	---	
Chloromethane	18.6	---	5.00	ug/L	1	20.0	---	93	80-120%	---	---	
2-Chlorotoluene	20.3	---	1.00	ug/L	1	20.0	---	101	80-120%	---	---	
4-Chlorotoluene	21.0	---	1.00	ug/L	1	20.0	---	105	80-120%	---	---	
Dibromochloromethane	19.6	---	1.00	ug/L	1	20.0	---	98	80-120%	---	---	
1,2-Dibromo-3-chloropropane	17.4	---	5.00	ug/L	1	20.0	---	87	80-120%	---	---	
1,2-Dibromoethane (EDB)	20.8	---	0.500	ug/L	1	20.0	---	104	80-120%	---	---	
Dibromomethane	19.6	---	1.00	ug/L	1	20.0	---	98	80-120%	---	---	
1,2-Dichlorobenzene	20.0	---	0.500	ug/L	1	20.0	---	100	80-120%	---	---	

Apex Laboratories

The results in this report apply to the samples analyzed in accordance with the chain of custody document(s) and updated by any subsequent written communications. This analytical report must be reproduced in its entirety.



ANALYTICAL REPORT

Apex Laboratories, LLC

6700 S.W. Sandburg Street
Tigard, OR 97223
503-718-2323
ORELAP ID: OR100062

WSP USA Environment & Infrastructure Inc. 15862 SW 72nd Ave. Suite 150 Portland, OR 97224	Project: Mailwell Project Number: 361M119101 Project Manager: John Kuiper	Report ID: A3J0802 - 10 13 23 1643
--	--	---

QUALITY CONTROL (QC) SAMPLE RESULTS

Halogenated Volatile Organic Compounds by EPA 8260D

Analyte	Result	Detection Limit	Reporting Limit	Units	Dilution	Spike Amount	Source Result	% REC	% REC Limits	RPD	RPD Limit	Notes
Batch 23J0216 - EPA 5030C												
Water												
LCS (23J0216-BS1)												
						Prepared: 10/06/23 10:22 Analyzed: 10/06/23 11:19						
1,3-Dichlorobenzene	21.3	---	0.500	ug/L	1	20.0	---	106	80-120%	---	---	
1,4-Dichlorobenzene	18.7	---	0.500	ug/L	1	20.0	---	94	80-120%	---	---	
Dichlorodifluoromethane	20.3	---	1.00	ug/L	1	20.0	---	101	80-120%	---	---	
1,1-Dichloroethane	20.2	---	0.400	ug/L	1	20.0	---	101	80-120%	---	---	
1,2-Dichloroethane (EDC)	21.1	---	0.400	ug/L	1	20.0	---	106	80-120%	---	---	
1,1-Dichloroethene	21.0	---	0.400	ug/L	1	20.0	---	105	80-120%	---	---	
cis-1,2-Dichloroethene	19.8	---	0.400	ug/L	1	20.0	---	99	80-120%	---	---	
trans-1,2-Dichloroethene	19.0	---	0.400	ug/L	1	20.0	---	95	80-120%	---	---	
1,2-Dichloropropane	19.0	---	0.500	ug/L	1	20.0	---	95	80-120%	---	---	
1,3-Dichloropropane	20.6	---	1.00	ug/L	1	20.0	---	103	80-120%	---	---	
2,2-Dichloropropane	24.3	---	1.00	ug/L	1	20.0	---	122	80-120%	---	---	Q-56
1,1-Dichloropropene	20.7	---	1.00	ug/L	1	20.0	---	103	80-120%	---	---	
cis-1,3-Dichloropropene	19.2	---	1.00	ug/L	1	20.0	---	96	80-120%	---	---	
trans-1,3-Dichloropropene	20.6	---	1.00	ug/L	1	20.0	---	103	80-120%	---	---	
Hexachlorobutadiene	17.9	---	5.00	ug/L	1	20.0	---	89	80-120%	---	---	
Methylene chloride	21.3	---	10.0	ug/L	1	20.0	---	107	80-120%	---	---	
1,1,1,2-Tetrachloroethane	22.5	---	0.400	ug/L	1	20.0	---	113	80-120%	---	---	
1,1,2,2-Tetrachloroethane	20.1	---	0.500	ug/L	1	20.0	---	100	80-120%	---	---	
Tetrachloroethene (PCE)	20.2	---	0.400	ug/L	1	20.0	---	101	80-120%	---	---	
1,2,3-Trichlorobenzene	20.3	---	2.00	ug/L	1	20.0	---	101	80-120%	---	---	
1,1,2-Trichloroethane	20.5	---	0.500	ug/L	1	20.0	---	103	80-120%	---	---	
1,2,4-Trichlorobenzene	18.4	---	2.00	ug/L	1	20.0	---	92	80-120%	---	---	
1,1,1-Trichloroethane	22.2	---	0.400	ug/L	1	20.0	---	111	80-120%	---	---	
Trichloroethene (TCE)	18.5	---	0.400	ug/L	1	20.0	---	92	80-120%	---	---	
Trichlorofluoromethane	24.2	---	2.00	ug/L	1	20.0	---	121	80-120%	---	---	Q-56
1,2,3-Trichloropropane	20.9	---	1.00	ug/L	1	20.0	---	104	80-120%	---	---	
Vinyl chloride	18.7	---	0.200	ug/L	1	20.0	---	94	80-120%	---	---	
<i>Surr: 1,4-Difluorobenzene (Surr)</i>		<i>Recovery: 97 %</i>		<i>Limits: 80-120 %</i>		<i>Dilution: 1x</i>						
<i>Toluene-d8 (Surr)</i>		<i>98 %</i>		<i>80-120 %</i>		<i>"</i>						
<i>4-Bromofluorobenzene (Surr)</i>		<i>94 %</i>		<i>80-120 %</i>		<i>"</i>						

Duplicate (23J0216-DUP1)												
						Prepared: 10/06/23 10:22 Analyzed: 10/06/23 21:15						
QC Source Sample: Dup-1 (A3J0802-05)												
Bromobenzene	ND	---	10.0	ug/L	20	---	ND	---	---	---	30%	

Apex Laboratories

The results in this report apply to the samples analyzed in accordance with the chain of custody document(s) and updated by any subsequent written communications. This analytical report must be reproduced in its entirety.



ANALYTICAL REPORT

Apex Laboratories, LLC

6700 S.W. Sandburg Street
Tigard, OR 97223
503-718-2323
ORELAP ID: OR100062

WSP USA Environment & Infrastructure Inc. 15862 SW 72nd Ave. Suite 150 Portland, OR 97224	Project: Mailwell Project Number: 361M119101 Project Manager: John Kuiper	Report ID: A3J0802 - 10 13 23 1643
--	--	---

QUALITY CONTROL (QC) SAMPLE RESULTS

Halogenated Volatile Organic Compounds by EPA 8260D

Analyte	Result	Detection Limit	Reporting Limit	Units	Dilution	Spike Amount	Source Result	% REC	% REC Limits	RPD	RPD Limit	Notes
Batch 23J0216 - EPA 5030C						Water						
Duplicate (23J0216-DUP1)			Prepared: 10/06/23 10:22 Analyzed: 10/06/23 21:15									
QC Source Sample: Dup-1 (A3J0802-05)												
Bromochloromethane	ND	---	20.0	ug/L	20	---	ND	---	---	---	30%	
Bromodichloromethane	ND	---	20.0	ug/L	20	---	ND	---	---	---	30%	
Bromoform	ND	---	20.0	ug/L	20	---	ND	---	---	---	30%	
Bromomethane	ND	---	100	ug/L	20	---	ND	---	---	---	30%	
Carbon tetrachloride	ND	---	20.0	ug/L	20	---	ND	---	---	---	30%	
Chlorobenzene	ND	---	10.0	ug/L	20	---	ND	---	---	---	30%	
Chloroethane	ND	---	100	ug/L	20	---	ND	---	---	---	30%	
Chloroform	ND	---	20.0	ug/L	20	---	ND	---	---	---	30%	
Chloromethane	ND	---	100	ug/L	20	---	ND	---	---	---	30%	
2-Chlorotoluene	ND	---	20.0	ug/L	20	---	ND	---	---	---	30%	
4-Chlorotoluene	ND	---	20.0	ug/L	20	---	ND	---	---	---	30%	
Dibromochloromethane	ND	---	20.0	ug/L	20	---	ND	---	---	---	30%	
1,2-Dibromo-3-chloropropane	ND	---	100	ug/L	20	---	ND	---	---	---	30%	
1,2-Dibromoethane (EDB)	ND	---	10.0	ug/L	20	---	ND	---	---	---	30%	
Dibromomethane	ND	---	20.0	ug/L	20	---	ND	---	---	---	30%	
1,2-Dichlorobenzene	ND	---	10.0	ug/L	20	---	ND	---	---	---	30%	
1,3-Dichlorobenzene	ND	---	10.0	ug/L	20	---	ND	---	---	---	30%	
1,4-Dichlorobenzene	ND	---	10.0	ug/L	20	---	ND	---	---	---	30%	
Dichlorodifluoromethane	ND	---	20.0	ug/L	20	---	ND	---	---	---	30%	
1,1-Dichloroethane	ND	---	8.00	ug/L	20	---	ND	---	---	---	30%	
1,2-Dichloroethane (EDC)	ND	---	8.00	ug/L	20	---	ND	---	---	---	30%	
1,1-Dichloroethene	ND	---	8.00	ug/L	20	---	ND	---	---	---	30%	
cis-1,2-Dichloroethene	ND	---	8.00	ug/L	20	---	ND	---	---	---	30%	
trans-1,2-Dichloroethene	ND	---	8.00	ug/L	20	---	ND	---	---	---	30%	
1,2-Dichloropropane	ND	---	10.0	ug/L	20	---	ND	---	---	---	30%	
1,3-Dichloropropane	ND	---	20.0	ug/L	20	---	ND	---	---	---	30%	
2,2-Dichloropropane	ND	---	20.0	ug/L	20	---	ND	---	---	---	30%	
1,1-Dichloropropene	ND	---	20.0	ug/L	20	---	ND	---	---	---	30%	
cis-1,3-Dichloropropene	ND	---	20.0	ug/L	20	---	ND	---	---	---	30%	
trans-1,3-Dichloropropene	ND	---	20.0	ug/L	20	---	ND	---	---	---	30%	
Hexachlorobutadiene	ND	---	100	ug/L	20	---	ND	---	---	---	30%	
Methylene chloride	ND	---	200	ug/L	20	---	ND	---	---	---	30%	
1,1,1,2-Tetrachloroethane	ND	---	8.00	ug/L	20	---	ND	---	---	---	30%	

Apex Laboratories

The results in this report apply to the samples analyzed in accordance with the chain of custody document(s) and updated by any subsequent written communications. This analytical report must be reproduced in its entirety.



ANALYTICAL REPORT

Apex Laboratories, LLC

6700 S.W. Sandburg Street
Tigard, OR 97223
503-718-2323
ORELAP ID: OR100062

WSP USA Environment & Infrastructure Inc. 15862 SW 72nd Ave. Suite 150 Portland, OR 97224	Project: Mailwell Project Number: 361M119101 Project Manager: John Kuiper	Report ID: A3J0802 - 10 13 23 1643
--	--	---

QUALITY CONTROL (QC) SAMPLE RESULTS

Halogenated Volatile Organic Compounds by EPA 8260D

Analyte	Result	Detection Limit	Reporting Limit	Units	Dilution	Spike Amount	Source Result	% REC	% REC Limits	RPD	RPD Limit	Notes
Batch 23J0216 - EPA 5030C						Water						
Duplicate (23J0216-DUP1)			Prepared: 10/06/23 10:22 Analyzed: 10/06/23 21:15									
QC Source Sample: Dup-1 (A3J0802-05)												
1,1,2,2-Tetrachloroethane	ND	---	10.0	ug/L	20	---	ND	---	---	---	30%	
Tetrachloroethene (PCE)	ND	---	8.00	ug/L	20	---	ND	---	---	---	30%	
1,2,3-Trichlorobenzene	ND	---	40.0	ug/L	20	---	ND	---	---	---	30%	
1,1,2-Trichloroethane	ND	---	10.0	ug/L	20	---	ND	---	---	---	30%	
1,2,4-Trichlorobenzene	ND	---	40.0	ug/L	20	---	ND	---	---	---	30%	
1,1,1-Trichloroethane	ND	---	8.00	ug/L	20	---	ND	---	---	---	30%	
Trichloroethene (TCE)	ND	---	8.00	ug/L	20	---	ND	---	---	---	30%	
Trichlorofluoromethane	ND	---	40.0	ug/L	20	---	ND	---	---	---	30%	
1,2,3-Trichloropropane	ND	---	20.0	ug/L	20	---	ND	---	---	---	30%	
Vinyl chloride	ND	---	4.00	ug/L	20	---	ND	---	---	---	30%	
<i>Surr: 1,4-Difluorobenzene (Surr)</i>		<i>Recovery: 103 %</i>		<i>Limits: 80-120 %</i>		<i>Dilution: 1x</i>						
<i>Toluene-d8 (Surr)</i>		<i>100 %</i>		<i>80-120 %</i>		<i>"</i>						
<i>4-Bromofluorobenzene (Surr)</i>		<i>97 %</i>		<i>80-120 %</i>		<i>"</i>						

Matrix Spike (23J0216-MS1)			Prepared: 10/06/23 10:22 Analyzed: 10/06/23 15:13									
QC Source Sample: Non-SDG (A3J0815-01)												
EPA 8260D												
Bromobenzene	17.1	---	0.500	ug/L	1	20.0	ND	86	80-120%	---	---	
Bromochloromethane	17.7	---	1.00	ug/L	1	20.0	ND	88	78-123%	---	---	
Bromodichloromethane	18.9	---	1.00	ug/L	1	20.0	ND	95	79-125%	---	---	
Bromoform	16.6	---	1.00	ug/L	1	20.0	ND	83	66-130%	---	---	
Bromomethane	17.3	---	5.00	ug/L	1	20.0	ND	86	53-141%	---	---	
Carbon tetrachloride	21.6	---	1.00	ug/L	1	20.0	ND	108	72-136%	---	---	
Chlorobenzene	17.2	---	0.500	ug/L	1	20.0	ND	86	80-120%	---	---	
Chloroethane	21.0	---	5.00	ug/L	1	20.0	ND	105	60-138%	---	---	
Chloroform	17.9	---	1.00	ug/L	1	20.0	ND	90	79-124%	---	---	
Chloromethane	19.3	---	5.00	ug/L	1	20.0	ND	96	50-139%	---	---	
2-Chlorotoluene	17.8	---	1.00	ug/L	1	20.0	ND	89	79-122%	---	---	
4-Chlorotoluene	18.5	---	1.00	ug/L	1	20.0	ND	92	78-122%	---	---	
Dibromochloromethane	16.8	---	1.00	ug/L	1	20.0	ND	84	74-126%	---	---	
1,2-Dibromo-3-chloropropane	15.0	---	5.00	ug/L	1	20.0	ND	75	62-128%	---	---	
1,2-Dibromoethane (EDB)	18.0	---	0.500	ug/L	1	20.0	ND	90	77-121%	---	---	
Dibromomethane	16.4	---	1.00	ug/L	1	20.0	ND	82	79-123%	---	---	

Apex Laboratories

The results in this report apply to the samples analyzed in accordance with the chain of custody document(s) and updated by any subsequent written communications. This analytical report must be reproduced in its entirety.



ANALYTICAL REPORT

Apex Laboratories, LLC

6700 S.W. Sandburg Street
Tigard, OR 97223
503-718-2323
ORELAP ID: OR100062

WSP USA Environment & Infrastructure Inc. 15862 SW 72nd Ave. Suite 150 Portland, OR 97224	Project: Mailwell Project Number: 361M119101 Project Manager: John Kuiper	Report ID: A3J0802 - 10 13 23 1643
--	--	--

QUALITY CONTROL (QC) SAMPLE RESULTS

Halogenated Volatile Organic Compounds by EPA 8260D

Analyte	Result	Detection Limit	Reporting Limit	Units	Dilution	Spike Amount	Source Result	% REC	% REC Limits	RPD	RPD Limit	Notes
Batch 23J0216 - EPA 5030C												
Water												
Matrix Spike (23J0216-MS1)												
Prepared: 10/06/23 10:22						Analyzed: 10/06/23 15:13						
QC Source Sample: Non-SDG (A3J0815-01)												
1,2-Dichlorobenzene	17.5	---	0.500	ug/L	1	20.0	ND	87	80-120%	---	---	
1,3-Dichlorobenzene	18.6	---	0.500	ug/L	1	20.0	ND	93	80-120%	---	---	
1,4-Dichlorobenzene	16.3	---	0.500	ug/L	1	20.0	ND	81	79-120%	---	---	
Dichlorodifluoromethane	20.0	---	1.00	ug/L	1	20.0	ND	100	32-152%	---	---	
1,1-Dichloroethane	18.0	---	0.400	ug/L	1	20.0	ND	90	77-125%	---	---	
1,2-Dichloroethane (EDC)	18.0	---	0.400	ug/L	1	20.0	ND	90	73-128%	---	---	
1,1-Dichloroethene	20.2	---	0.400	ug/L	1	20.0	ND	101	71-131%	---	---	
cis-1,2-Dichloroethene	17.5	---	0.400	ug/L	1	20.0	ND	87	78-123%	---	---	
trans-1,2-Dichloroethene	17.6	---	0.400	ug/L	1	20.0	ND	88	75-124%	---	---	
1,2-Dichloropropane	16.6	---	0.500	ug/L	1	20.0	ND	83	78-122%	---	---	
1,3-Dichloropropane	17.8	---	1.00	ug/L	1	20.0	ND	89	80-120%	---	---	
2,2-Dichloropropane	21.3	---	1.00	ug/L	1	20.0	ND	106	60-139%	---	---	Q-54c
1,1-Dichloropropene	19.7	---	1.00	ug/L	1	20.0	ND	99	79-125%	---	---	
cis-1,3-Dichloropropene	14.8	---	1.00	ug/L	1	20.0	ND	74	75-124%	---	---	Q-01
trans-1,3-Dichloropropene	17.3	---	1.00	ug/L	1	20.0	ND	86	73-127%	---	---	
Hexachlorobutadiene	16.8	---	5.00	ug/L	1	20.0	ND	84	66-134%	---	---	
Methylene chloride	17.4	---	10.0	ug/L	1	20.0	ND	87	74-124%	---	---	
1,1,1,2-Tetrachloroethane	19.7	---	0.400	ug/L	1	20.0	ND	99	78-124%	---	---	
1,1,2,2-Tetrachloroethane	17.7	---	0.500	ug/L	1	20.0	ND	89	71-121%	---	---	
Tetrachloroethene (PCE)	21.2	---	0.400	ug/L	1	20.0	2.78	92	74-129%	---	---	
1,2,3-Trichlorobenzene	18.0	---	2.00	ug/L	1	20.0	ND	90	69-129%	---	---	
1,1,2-Trichloroethane	17.8	---	0.500	ug/L	1	20.0	ND	89	80-120%	---	---	
1,2,4-Trichlorobenzene	16.2	---	2.00	ug/L	1	20.0	ND	81	69-130%	---	---	
1,1,1-Trichloroethane	20.8	---	0.400	ug/L	1	20.0	ND	104	74-131%	---	---	
Trichloroethene (TCE)	17.3	---	0.400	ug/L	1	20.0	ND	87	79-123%	---	---	
Trichlorofluoromethane	24.7	---	2.00	ug/L	1	20.0	ND	123	65-141%	---	---	Q-54
1,2,3-Trichloropropane	18.2	---	1.00	ug/L	1	20.0	ND	91	73-122%	---	---	
Vinyl chloride	18.5	---	0.200	ug/L	1	20.0	ND	93	58-137%	---	---	
<i>Surr: 1,4-Difluorobenzene (Surr) Recovery: 98 % Limits: 80-120 % Dilution: 1x</i>												
<i>Toluene-d8 (Surr) 97 % 80-120 % "</i>												
<i>4-Bromofluorobenzene (Surr) 96 % 80-120 % "</i>												

Apex Laboratories

Philip Nerenberg, Lab Director

The results in this report apply to the samples analyzed in accordance with the chain of custody document(s) and updated by any subsequent written communications. This analytical report must be reproduced in its entirety.



ANALYTICAL REPORT

Apex Laboratories, LLC

6700 S.W. Sandburg Street
Tigard, OR 97223
503-718-2323
ORELAP ID: OR100062

WSP USA Environment & Infrastructure Inc. 15862 SW 72nd Ave. Suite 150 Portland, OR 97224	Project: Mailwell Project Number: 361M119101 Project Manager: John Kuiper	Report ID: A3J0802 - 10 13 23 1643
--	--	---

QUALITY CONTROL (QC) SAMPLE RESULTS

Halogenated Volatile Organic Compounds by EPA 8260D

Analyte	Result	Detection Limit	Reporting Limit	Units	Dilution	Spike Amount	Source Result	% REC	% REC Limits	RPD	RPD Limit	Notes
Batch 23J0269 - EPA 5030C						Water						
Blank (23J0269-BLK1)			Prepared: 10/09/23 09:15 Analyzed: 10/09/23 12:13									
EPA 8260D												
Bromobenzene	ND	---	0.500	ug/L	1	---	---	---	---	---	---	
Bromochloromethane	ND	---	1.00	ug/L	1	---	---	---	---	---	---	
Bromodichloromethane	ND	---	1.00	ug/L	1	---	---	---	---	---	---	
Bromoform	ND	---	1.00	ug/L	1	---	---	---	---	---	---	
Bromomethane	ND	---	5.00	ug/L	1	---	---	---	---	---	---	
Carbon tetrachloride	ND	---	1.00	ug/L	1	---	---	---	---	---	---	
Chlorobenzene	ND	---	0.500	ug/L	1	---	---	---	---	---	---	
Chloroethane	ND	---	5.00	ug/L	1	---	---	---	---	---	---	
Chloroform	ND	---	1.00	ug/L	1	---	---	---	---	---	---	
Chloromethane	ND	---	5.00	ug/L	1	---	---	---	---	---	---	
2-Chlorotoluene	ND	---	1.00	ug/L	1	---	---	---	---	---	---	
4-Chlorotoluene	ND	---	1.00	ug/L	1	---	---	---	---	---	---	
Dibromochloromethane	ND	---	1.00	ug/L	1	---	---	---	---	---	---	
1,2-Dibromo-3-chloropropane	ND	---	5.00	ug/L	1	---	---	---	---	---	---	
1,2-Dibromoethane (EDB)	ND	---	0.500	ug/L	1	---	---	---	---	---	---	
Dibromomethane	ND	---	1.00	ug/L	1	---	---	---	---	---	---	
1,2-Dichlorobenzene	ND	---	0.500	ug/L	1	---	---	---	---	---	---	
1,3-Dichlorobenzene	ND	---	0.500	ug/L	1	---	---	---	---	---	---	
1,4-Dichlorobenzene	ND	---	0.500	ug/L	1	---	---	---	---	---	---	
Dichlorodifluoromethane	ND	---	1.00	ug/L	1	---	---	---	---	---	---	
1,1-Dichloroethane	ND	---	0.400	ug/L	1	---	---	---	---	---	---	
1,2-Dichloroethane (EDC)	ND	---	0.400	ug/L	1	---	---	---	---	---	---	
1,1-Dichloroethene	ND	---	0.400	ug/L	1	---	---	---	---	---	---	
cis-1,2-Dichloroethene	ND	---	0.400	ug/L	1	---	---	---	---	---	---	
trans-1,2-Dichloroethene	ND	---	0.400	ug/L	1	---	---	---	---	---	---	
1,2-Dichloropropane	ND	---	0.500	ug/L	1	---	---	---	---	---	---	
1,3-Dichloropropane	ND	---	1.00	ug/L	1	---	---	---	---	---	---	
2,2-Dichloropropane	ND	---	1.00	ug/L	1	---	---	---	---	---	---	
1,1-Dichloropropene	ND	---	1.00	ug/L	1	---	---	---	---	---	---	
cis-1,3-Dichloropropene	ND	---	1.00	ug/L	1	---	---	---	---	---	---	
trans-1,3-Dichloropropene	ND	---	1.00	ug/L	1	---	---	---	---	---	---	
Hexachlorobutadiene	ND	---	5.00	ug/L	1	---	---	---	---	---	---	
Methylene chloride	ND	---	10.0	ug/L	1	---	---	---	---	---	---	

Apex Laboratories

The results in this report apply to the samples analyzed in accordance with the chain of custody document(s) and updated by any subsequent written communications. This analytical report must be reproduced in its entirety.



ANALYTICAL REPORT

Apex Laboratories, LLC

6700 S.W. Sandburg Street
Tigard, OR 97223
503-718-2323
ORELAP ID: OR100062

WSP USA Environment & Infrastructure Inc. 15862 SW 72nd Ave. Suite 150 Portland, OR 97224	Project: Mailwell Project Number: 361M119101 Project Manager: John Kuiper	Report ID: A3J0802 - 10 13 23 1643
--	--	---

QUALITY CONTROL (QC) SAMPLE RESULTS

Halogenated Volatile Organic Compounds by EPA 8260D

Analyte	Result	Detection Limit	Reporting Limit	Units	Dilution	Spike Amount	Source Result	% REC	% REC Limits	RPD	RPD Limit	Notes
Batch 23J0269 - EPA 5030C												
Water												
Blank (23J0269-BLK1)			Prepared: 10/09/23 09:15 Analyzed: 10/09/23 12:13									
1,1,1,2-Tetrachloroethane	ND	---	0.400	ug/L	1	---	---	---	---	---	---	
1,1,2,2-Tetrachloroethane	ND	---	0.500	ug/L	1	---	---	---	---	---	---	
Tetrachloroethene (PCE)	ND	---	0.400	ug/L	1	---	---	---	---	---	---	
1,2,3-Trichlorobenzene	ND	---	2.00	ug/L	1	---	---	---	---	---	---	
1,1,2-Trichloroethane	ND	---	0.500	ug/L	1	---	---	---	---	---	---	
1,2,4-Trichlorobenzene	ND	---	2.00	ug/L	1	---	---	---	---	---	---	
1,1,1-Trichloroethane	ND	---	0.400	ug/L	1	---	---	---	---	---	---	
Trichloroethene (TCE)	ND	---	0.400	ug/L	1	---	---	---	---	---	---	
Trichlorofluoromethane	ND	---	2.00	ug/L	1	---	---	---	---	---	---	
1,2,3-Trichloropropane	ND	---	1.00	ug/L	1	---	---	---	---	---	---	
Vinyl chloride	ND	---	0.200	ug/L	1	---	---	---	---	---	---	
<i>Surr: 1,4-Difluorobenzene (Surr)</i>		<i>Recovery: 104 %</i>		<i>Limits: 80-120 %</i>		<i>Dilution: 1x</i>						
<i>Toluene-d8 (Surr)</i>		<i>104 %</i>		<i>80-120 %</i>		<i>"</i>						
<i>4-Bromofluorobenzene (Surr)</i>		<i>96 %</i>		<i>80-120 %</i>		<i>"</i>						

LCS (23J0269-BS1)												
Prepared: 10/09/23 09:15 Analyzed: 10/09/23 11:12												
EPA 8260D												
Bromobenzene	18.9	---	0.500	ug/L	1	20.0	---	95	80-120%	---	---	
Bromochloromethane	21.4	---	1.00	ug/L	1	20.0	---	107	80-120%	---	---	
Bromodichloromethane	24.0	---	1.00	ug/L	1	20.0	---	120	80-120%	---	---	
Bromoform	20.1	---	1.00	ug/L	1	20.0	---	100	80-120%	---	---	
Bromomethane	24.8	---	5.00	ug/L	1	20.0	---	124	80-120%	---	---	Q-56
Carbon tetrachloride	24.8	---	1.00	ug/L	1	20.0	---	124	80-120%	---	---	Q-56
Chlorobenzene	20.3	---	0.500	ug/L	1	20.0	---	102	80-120%	---	---	
Chloroethane	28.0	---	5.00	ug/L	1	20.0	---	140	80-120%	---	---	Q-56
Chloroform	21.7	---	1.00	ug/L	1	20.0	---	109	80-120%	---	---	
Chloromethane	20.1	---	5.00	ug/L	1	20.0	---	100	80-120%	---	---	
2-Chlorotoluene	21.3	---	1.00	ug/L	1	20.0	---	107	80-120%	---	---	
4-Chlorotoluene	22.5	---	1.00	ug/L	1	20.0	---	113	80-120%	---	---	
Dibromochloromethane	20.4	---	1.00	ug/L	1	20.0	---	102	80-120%	---	---	
1,2-Dibromo-3-chloropropane	17.9	---	5.00	ug/L	1	20.0	---	90	80-120%	---	---	
1,2-Dibromoethane (EDB)	21.4	---	0.500	ug/L	1	20.0	---	107	80-120%	---	---	
Dibromomethane	20.6	---	1.00	ug/L	1	20.0	---	103	80-120%	---	---	
1,2-Dichlorobenzene	20.2	---	0.500	ug/L	1	20.0	---	101	80-120%	---	---	

Apex Laboratories

The results in this report apply to the samples analyzed in accordance with the chain of custody document(s) and updated by any subsequent written communications. This analytical report must be reproduced in its entirety.



ANALYTICAL REPORT

Apex Laboratories, LLC

6700 S.W. Sandburg Street
Tigard, OR 97223
503-718-2323
ORELAP ID: OR100062

WSP USA Environment & Infrastructure Inc. 15862 SW 72nd Ave. Suite 150 Portland, OR 97224	Project: Mailwell Project Number: 361M119101 Project Manager: John Kuiper	Report ID: A3J0802 - 10 13 23 1643
--	--	---

QUALITY CONTROL (QC) SAMPLE RESULTS

Halogenated Volatile Organic Compounds by EPA 8260D

Analyte	Result	Detection Limit	Reporting Limit	Units	Dilution	Spike Amount	Source Result	% REC	% REC Limits	RPD	RPD Limit	Notes
Batch 23J0269 - EPA 5030C												
Water												
LCS (23J0269-BS1)												
Prepared: 10/09/23 09:15						Analyzed: 10/09/23 11:12						
1,3-Dichlorobenzene	21.3	---	0.500	ug/L	1	20.0	---	106	80-120%	---	---	
1,4-Dichlorobenzene	18.8	---	0.500	ug/L	1	20.0	---	94	80-120%	---	---	
Dichlorodifluoromethane	20.1	---	1.00	ug/L	1	20.0	---	100	80-120%	---	---	
1,1-Dichloroethane	22.1	---	0.400	ug/L	1	20.0	---	110	80-120%	---	---	
1,2-Dichloroethane (EDC)	21.7	---	0.400	ug/L	1	20.0	---	109	80-120%	---	---	
1,1-Dichloroethene	23.1	---	0.400	ug/L	1	20.0	---	116	80-120%	---	---	
cis-1,2-Dichloroethene	20.5	---	0.400	ug/L	1	20.0	---	102	80-120%	---	---	
trans-1,2-Dichloroethene	20.3	---	0.400	ug/L	1	20.0	---	102	80-120%	---	---	
1,2-Dichloropropane	20.7	---	0.500	ug/L	1	20.0	---	103	80-120%	---	---	
1,3-Dichloropropane	22.1	---	1.00	ug/L	1	20.0	---	110	80-120%	---	---	
2,2-Dichloropropane	26.3	---	1.00	ug/L	1	20.0	---	131	80-120%	---	---	Q-56
1,1-Dichloropropene	22.6	---	1.00	ug/L	1	20.0	---	113	80-120%	---	---	
cis-1,3-Dichloropropene	21.2	---	1.00	ug/L	1	20.0	---	106	80-120%	---	---	
trans-1,3-Dichloropropene	22.7	---	1.00	ug/L	1	20.0	---	114	80-120%	---	---	
Hexachlorobutadiene	18.4	---	5.00	ug/L	1	20.0	---	92	80-120%	---	---	
Methylene chloride	21.3	---	10.0	ug/L	1	20.0	---	107	80-120%	---	---	
1,1,1,2-Tetrachloroethane	23.8	---	0.400	ug/L	1	20.0	---	119	80-120%	---	---	
1,1,2,2-Tetrachloroethane	21.4	---	0.500	ug/L	1	20.0	---	107	80-120%	---	---	
Tetrachloroethene (PCE)	20.0	---	0.400	ug/L	1	20.0	---	100	80-120%	---	---	
1,2,3-Trichlorobenzene	20.0	---	2.00	ug/L	1	20.0	---	100	80-120%	---	---	
1,1,2-Trichloroethane	21.0	---	0.500	ug/L	1	20.0	---	105	80-120%	---	---	
1,2,4-Trichlorobenzene	18.4	---	2.00	ug/L	1	20.0	---	92	80-120%	---	---	
1,1,1-Trichloroethane	23.8	---	0.400	ug/L	1	20.0	---	119	80-120%	---	---	
Trichloroethene (TCE)	19.4	---	0.400	ug/L	1	20.0	---	97	80-120%	---	---	
Trichlorofluoromethane	26.5	---	2.00	ug/L	1	20.0	---	133	80-120%	---	---	Q-56
1,2,3-Trichloropropane	21.8	---	1.00	ug/L	1	20.0	---	109	80-120%	---	---	
Vinyl chloride	20.9	---	0.200	ug/L	1	20.0	---	104	80-120%	---	---	
<i>Surr: 1,4-Difluorobenzene (Surr)</i>		<i>Recovery: 99 %</i>		<i>Limits: 80-120 %</i>		<i>Dilution: 1x</i>						
<i>Toluene-d8 (Surr)</i>		<i>100 %</i>		<i>80-120 %</i>		<i>"</i>						
<i>4-Bromofluorobenzene (Surr)</i>		<i>92 %</i>		<i>80-120 %</i>		<i>"</i>						

Duplicate (23J0269-DUP1)												
Prepared: 10/09/23 09:15						Analyzed: 10/09/23 23:42						
QC Source Sample: Non-SDG (A3J0949-10)												
Bromobenzene	ND	---	5.00	ug/L	10	---	ND	---	---	---	30%	

Apex Laboratories

The results in this report apply to the samples analyzed in accordance with the chain of custody document(s) and updated by any subsequent written communications. This analytical report must be reproduced in its entirety.



ANALYTICAL REPORT

Apex Laboratories, LLC

6700 S.W. Sandburg Street
Tigard, OR 97223
503-718-2323
ORELAP ID: OR100062

WSP USA Environment & Infrastructure Inc. 15862 SW 72nd Ave. Suite 150 Portland, OR 97224	Project: Mailwell Project Number: 361M119101 Project Manager: John Kuiper	Report ID: A3J0802 - 10 13 23 1643
--	--	--

QUALITY CONTROL (QC) SAMPLE RESULTS

Halogenated Volatile Organic Compounds by EPA 8260D

Analyte	Result	Detection Limit	Reporting Limit	Units	Dilution	Spike Amount	Source Result	% REC	% REC Limits	RPD	RPD Limit	Notes
Batch 23J0269 - EPA 5030C						Water						
Duplicate (23J0269-DUP1)						Prepared: 10/09/23 09:15 Analyzed: 10/09/23 23:42						T-02
QC Source Sample: Non-SDG (A3J0949-10)												
Bromochloromethane	ND	---	10.0	ug/L	10	---	ND	---	---	---	30%	
Bromodichloromethane	ND	---	10.0	ug/L	10	---	ND	---	---	---	30%	
Bromoform	ND	---	10.0	ug/L	10	---	ND	---	---	---	30%	
Bromomethane	ND	---	50.0	ug/L	10	---	ND	---	---	---	30%	
Carbon tetrachloride	ND	---	10.0	ug/L	10	---	ND	---	---	---	30%	
Chlorobenzene	ND	---	5.00	ug/L	10	---	ND	---	---	---	30%	
Chloroethane	ND	---	50.0	ug/L	10	---	ND	---	---	---	30%	
Chloroform	ND	---	10.0	ug/L	10	---	ND	---	---	---	30%	
Chloromethane	ND	---	50.0	ug/L	10	---	ND	---	---	---	30%	
2-Chlorotoluene	ND	---	10.0	ug/L	10	---	ND	---	---	---	30%	
4-Chlorotoluene	ND	---	10.0	ug/L	10	---	ND	---	---	---	30%	
Dibromochloromethane	ND	---	10.0	ug/L	10	---	ND	---	---	---	30%	
1,2-Dibromo-3-chloropropane	ND	---	50.0	ug/L	10	---	ND	---	---	---	30%	
1,2-Dibromoethane (EDB)	ND	---	5.00	ug/L	10	---	ND	---	---	---	30%	
Dibromomethane	ND	---	10.0	ug/L	10	---	ND	---	---	---	30%	
1,2-Dichlorobenzene	ND	---	5.00	ug/L	10	---	ND	---	---	---	30%	
1,3-Dichlorobenzene	ND	---	5.00	ug/L	10	---	ND	---	---	---	30%	
1,4-Dichlorobenzene	ND	---	5.00	ug/L	10	---	ND	---	---	---	30%	
Dichlorodifluoromethane	ND	---	10.0	ug/L	10	---	ND	---	---	---	30%	
1,1-Dichloroethane	ND	---	4.00	ug/L	10	---	ND	---	---	---	30%	
1,2-Dichloroethane (EDC)	ND	---	4.00	ug/L	10	---	ND	---	---	---	30%	
1,1-Dichloroethene	ND	---	4.00	ug/L	10	---	ND	---	---	---	30%	
cis-1,2-Dichloroethene	ND	---	4.00	ug/L	10	---	ND	---	---	---	30%	
trans-1,2-Dichloroethene	ND	---	4.00	ug/L	10	---	ND	---	---	---	30%	
1,2-Dichloropropane	ND	---	5.00	ug/L	10	---	ND	---	---	---	30%	
1,3-Dichloropropane	ND	---	10.0	ug/L	10	---	ND	---	---	---	30%	
2,2-Dichloropropane	ND	---	10.0	ug/L	10	---	ND	---	---	---	30%	
1,1-Dichloropropene	ND	---	10.0	ug/L	10	---	ND	---	---	---	30%	
cis-1,3-Dichloropropene	ND	---	10.0	ug/L	10	---	ND	---	---	---	30%	
trans-1,3-Dichloropropene	ND	---	10.0	ug/L	10	---	ND	---	---	---	30%	
Hexachlorobutadiene	ND	---	50.0	ug/L	10	---	ND	---	---	---	30%	
Methylene chloride	ND	---	100	ug/L	10	---	ND	---	---	---	30%	
1,1,1,2-Tetrachloroethane	ND	---	4.00	ug/L	10	---	ND	---	---	---	30%	

Apex Laboratories

Philip Nerenberg, Lab Director

The results in this report apply to the samples analyzed in accordance with the chain of custody document(s) and updated by any subsequent written communications. This analytical report must be reproduced in its entirety.



ANALYTICAL REPORT

Apex Laboratories, LLC

6700 S.W. Sandburg Street
Tigard, OR 97223
503-718-2323
ORELAP ID: OR100062

WSP USA Environment & Infrastructure Inc. 15862 SW 72nd Ave. Suite 150 Portland, OR 97224	Project: Mailwell Project Number: 361M119101 Project Manager: John Kuiper	Report ID: A3J0802 - 10 13 23 1643
--	--	---

QUALITY CONTROL (QC) SAMPLE RESULTS

Halogenated Volatile Organic Compounds by EPA 8260D

Analyte	Result	Detection Limit	Reporting Limit	Units	Dilution	Spike Amount	Source Result	% REC	% REC Limits	RPD	RPD Limit	Notes
Batch 23J0269 - EPA 5030C												
Water												
Duplicate (23J0269-DUP1)			Prepared: 10/09/23 09:15 Analyzed: 10/09/23 23:42						T-02			
QC Source Sample: Non-SDG (A3J0949-10)												
1,1,2,2-Tetrachloroethane	ND	---	5.00	ug/L	10	---	ND	---	---	---	30%	
Tetrachloroethene (PCE)	ND	---	4.00	ug/L	10	---	ND	---	---	---	30%	
1,2,3-Trichlorobenzene	ND	---	20.0	ug/L	10	---	ND	---	---	---	30%	
1,1,2-Trichloroethane	ND	---	5.00	ug/L	10	---	ND	---	---	---	30%	
1,2,4-Trichlorobenzene	ND	---	20.0	ug/L	10	---	ND	---	---	---	30%	
1,1,1-Trichloroethane	ND	---	4.00	ug/L	10	---	ND	---	---	---	30%	
Trichloroethene (TCE)	ND	---	4.00	ug/L	10	---	ND	---	---	---	30%	
Trichlorofluoromethane	ND	---	20.0	ug/L	10	---	ND	---	---	---	30%	
1,2,3-Trichloropropane	ND	---	10.0	ug/L	10	---	ND	---	---	---	30%	
Vinyl chloride	ND	---	2.00	ug/L	10	---	ND	---	---	---	30%	
<i>Surr: 1,4-Difluorobenzene (Surr)</i>		<i>Recovery: 99 %</i>		<i>Limits: 80-120 %</i>		<i>Dilution: 1x</i>						
<i>Toluene-d8 (Surr)</i>		<i>100 %</i>		<i>80-120 %</i>		<i>"</i>						
<i>4-Bromofluorobenzene (Surr)</i>		<i>98 %</i>		<i>80-120 %</i>		<i>"</i>						

Matrix Spike (23J0269-MS1)			Prepared: 10/09/23 09:15 Analyzed: 10/09/23 16:07									
QC Source Sample: Non-SDG (A3J1043-11)												
EPA 8260D												
Bromobenzene	19.1	---	0.500	ug/L	1	20.0	ND	96	80-120%	---	---	
Bromochloromethane	21.2	---	1.00	ug/L	1	20.0	ND	106	78-123%	---	---	
Bromodichloromethane	23.8	---	1.00	ug/L	1	20.0	ND	119	79-125%	---	---	
Bromoform	19.8	---	1.00	ug/L	1	20.0	ND	99	66-130%	---	---	
Bromomethane	22.6	---	5.00	ug/L	1	20.0	ND	113	53-141%	---	---	Q-54e
Carbon tetrachloride	26.6	---	1.00	ug/L	1	20.0	ND	133	72-136%	---	---	Q-54e
Chlorobenzene	20.2	---	0.500	ug/L	1	20.0	ND	101	80-120%	---	---	
Chloroethane	29.9	---	5.00	ug/L	1	20.0	ND	150	60-138%	---	---	Q-54d
Chloroform	22.0	---	1.00	ug/L	1	20.0	ND	110	79-124%	---	---	
Chloromethane	24.3	---	5.00	ug/L	1	20.0	ND	122	50-139%	---	---	
2-Chlorotoluene	20.3	---	1.00	ug/L	1	20.0	ND	101	79-122%	---	---	
4-Chlorotoluene	21.8	---	1.00	ug/L	1	20.0	ND	109	78-122%	---	---	
Dibromochloromethane	20.1	---	1.00	ug/L	1	20.0	ND	101	74-126%	---	---	
1,2-Dibromo-3-chloropropane	17.5	---	5.00	ug/L	1	20.0	ND	88	62-128%	---	---	
1,2-Dibromoethane (EDB)	20.7	---	0.500	ug/L	1	20.0	ND	104	77-121%	---	---	
Dibromomethane	19.8	---	1.00	ug/L	1	20.0	ND	99	79-123%	---	---	

Apex Laboratories

The results in this report apply to the samples analyzed in accordance with the chain of custody document(s) and updated by any subsequent written communications. This analytical report must be reproduced in its entirety.



ANALYTICAL REPORT

Apex Laboratories, LLC

6700 S.W. Sandburg Street
Tigard, OR 97223
503-718-2323
ORELAP ID: OR100062

WSP USA Environment & Infrastructure Inc. 15862 SW 72nd Ave. Suite 150 Portland, OR 97224	Project: Mailwell Project Number: 361M119101 Project Manager: John Kuiper	Report ID: A3J0802 - 10 13 23 1643
--	--	---

QUALITY CONTROL (QC) SAMPLE RESULTS

Halogenated Volatile Organic Compounds by EPA 8260D

Analyte	Result	Detection Limit	Reporting Limit	Units	Dilution	Spike Amount	Source Result	% REC	% REC Limits	RPD	RPD Limit	Notes
Batch 23J0269 - EPA 5030C						Water						
Matrix Spike (23J0269-MS1)			Prepared: 10/09/23 09:15 Analyzed: 10/09/23 16:07									
QC Source Sample: Non-SDG (A3J1043-11)												
1,2-Dichlorobenzene	19.7	---	0.500	ug/L	1	20.0	ND	99	80-120%	---	---	
1,3-Dichlorobenzene	20.6	---	0.500	ug/L	1	20.0	ND	103	80-120%	---	---	
1,4-Dichlorobenzene	18.4	---	0.500	ug/L	1	20.0	ND	92	79-120%	---	---	
Dichlorodifluoromethane	23.3	---	1.00	ug/L	1	20.0	ND	116	32-152%	---	---	
1,1-Dichloroethane	22.2	---	0.400	ug/L	1	20.0	ND	111	77-125%	---	---	
1,2-Dichloroethane (EDC)	21.6	---	0.400	ug/L	1	20.0	ND	108	73-128%	---	---	
1,1-Dichloroethene	24.2	---	0.400	ug/L	1	20.0	ND	121	71-131%	---	---	
cis-1,2-Dichloroethene	20.6	---	0.400	ug/L	1	20.0	ND	103	78-123%	---	---	
trans-1,2-Dichloroethene	20.5	---	0.400	ug/L	1	20.0	ND	102	75-124%	---	---	
1,2-Dichloropropane	20.8	---	0.500	ug/L	1	20.0	ND	104	78-122%	---	---	
1,3-Dichloropropane	21.7	---	1.00	ug/L	1	20.0	ND	108	80-120%	---	---	
2,2-Dichloropropane	26.0	---	1.00	ug/L	1	20.0	ND	130	60-139%	---	---	Q-54a
1,1-Dichloropropene	23.4	---	1.00	ug/L	1	20.0	ND	117	79-125%	---	---	
cis-1,3-Dichloropropene	17.7	---	1.00	ug/L	1	20.0	ND	89	75-124%	---	---	
trans-1,3-Dichloropropene	21.5	---	1.00	ug/L	1	20.0	ND	108	73-127%	---	---	
Hexachlorobutadiene	16.8	---	5.00	ug/L	1	20.0	ND	84	66-134%	---	---	
Methylene chloride	21.0	---	10.0	ug/L	1	20.0	ND	105	74-124%	---	---	
1,1,1,2-Tetrachloroethane	23.4	---	0.400	ug/L	1	20.0	ND	117	78-124%	---	---	
1,1,2,2-Tetrachloroethane	21.3	---	0.500	ug/L	1	20.0	ND	106	71-121%	---	---	
Tetrachloroethene (PCE)	20.6	---	0.400	ug/L	1	20.0	ND	103	74-129%	---	---	
1,2,3-Trichlorobenzene	18.6	---	2.00	ug/L	1	20.0	ND	93	69-129%	---	---	
1,1,2-Trichloroethane	20.8	---	0.500	ug/L	1	20.0	ND	104	80-120%	---	---	
1,2,4-Trichlorobenzene	16.8	---	2.00	ug/L	1	20.0	ND	84	69-130%	---	---	
1,1,1-Trichloroethane	25.0	---	0.400	ug/L	1	20.0	ND	125	74-131%	---	---	
Trichloroethene (TCE)	20.0	---	0.400	ug/L	1	20.0	ND	100	79-123%	---	---	
Trichlorofluoromethane	29.3	---	2.00	ug/L	1	20.0	ND	147	65-141%	---	---	Q-54b
1,2,3-Trichloropropane	21.4	---	1.00	ug/L	1	20.0	ND	107	73-122%	---	---	
Vinyl chloride	23.2	---	0.200	ug/L	1	20.0	ND	116	58-137%	---	---	
<i>Surr: 1,4-Difluorobenzene (Surr)</i>		<i>Recovery: 99 %</i>		<i>Limits: 80-120 %</i>		<i>Dilution: 1x</i>						
<i>Toluene-d8 (Surr)</i>		<i>98 %</i>		<i>80-120 %</i>		<i>"</i>						
<i>4-Bromofluorobenzene (Surr)</i>		<i>91 %</i>		<i>80-120 %</i>		<i>"</i>						

Apex Laboratories

Philip Nerenberg, Lab Director

The results in this report apply to the samples analyzed in accordance with the chain of custody document(s) and updated by any subsequent written communications. This analytical report must be reproduced in its entirety.



ANALYTICAL REPORT

Apex Laboratories, LLC

6700 S.W. Sandburg Street
Tigard, OR 97223
503-718-2323
ORELAP ID: OR100062

WSP USA Environment & Infrastructure Inc. 15862 SW 72nd Ave. Suite 150 Portland, OR 97224	Project: Mailwell Project Number: 361M119101 Project Manager: John Kuiper	Report ID: A3J0802 - 10 13 23 1643
--	--	---

SAMPLE PREPARATION INFORMATION

Halogenated Volatile Organic Compounds by EPA 8260D

Prep: EPA 5030C					Sample	Default	RL Prep
Lab Number	Matrix	Method	Sampled	Prepared	Initial/Final	Initial/Final	Factor
<u>Batch: 23J0184</u>							
A3J0802-01	Water	EPA 8260D	09/29/23 10:21	10/05/23 12:17	5mL/5mL	5mL/5mL	1.00
A3J0802-02	Water	EPA 8260D	09/29/23 10:53	10/05/23 12:17	5mL/5mL	5mL/5mL	1.00
<u>Batch: 23J0216</u>							
A3J0802-03	Water	EPA 8260D	09/29/23 11:33	10/06/23 10:22	5mL/5mL	5mL/5mL	1.00
A3J0802-04	Water	EPA 8260D	09/29/23 12:03	10/06/23 10:22	5mL/5mL	5mL/5mL	1.00
A3J0802-06	Water	EPA 8260D	09/29/23 12:41	10/06/23 10:22	5mL/5mL	5mL/5mL	1.00
A3J0802-07	Water	EPA 8260D	09/29/23 13:08	10/06/23 10:22	5mL/5mL	5mL/5mL	1.00
A3J0802-08	Water	EPA 8260D	09/29/23 13:43	10/06/23 10:22	5mL/5mL	5mL/5mL	1.00
<u>Batch: 23J0269</u>							
A3J0802-03RE1	Water	EPA 8260D	09/29/23 11:33	10/09/23 09:15	5mL/5mL	5mL/5mL	1.00
A3J0802-04RE1	Water	EPA 8260D	09/29/23 12:03	10/09/23 09:15	5mL/5mL	5mL/5mL	1.00
A3J0802-05RE1	Water	EPA 8260D	09/29/23 00:00	10/09/23 09:15	5mL/5mL	5mL/5mL	1.00
A3J0802-07RE1	Water	EPA 8260D	09/29/23 13:08	10/09/23 09:15	5mL/5mL	5mL/5mL	1.00

Apex Laboratories

Philip Nerenberg, Lab Director

The results in this report apply to the samples analyzed in accordance with the chain of custody document(s) and updated by any subsequent written communications. This analytical report must be reproduced in its entirety.



ANALYTICAL REPORT

Apex Laboratories, LLC

6700 S.W. Sandburg Street
Tigard, OR 97223
503-718-2323
ORELAP ID: OR100062

WSP USA Environment & Infrastructure Inc.
15862 SW 72nd Ave. Suite 150
Portland, OR 97224

Project: **Mailwell**
Project Number: **361M119101**
Project Manager: **John Kuiper**

Report ID:
A3J0802 - 10 13 23 1643

QUALIFIER DEFINITIONS

Client Sample and Quality Control (QC) Sample Qualifier Definitions:

Apex Laboratories

- Q-01** Spike recovery and/or RPD is outside acceptance limits.
- Q-42** Matrix Spike and/or Duplicate analysis was performed on this sample. % Recovery or RPD for this analyte is outside laboratory control limits. (Refer to the QC Section of Analytical Report.)
- Q-54** Daily Continuing Calibration Verification recovery for this analyte failed the +/-20% criteria listed in EPA method 8260/8270 by +1%. The results are reported as Estimated Values.
- Q-54a** Daily Continuing Calibration Verification recovery for this analyte failed the +/-20% criteria listed in EPA method 8260/8270 by +11%. The results are reported as Estimated Values.
- Q-54b** Daily Continuing Calibration Verification recovery for this analyte failed the +/-20% criteria listed in EPA method 8260/8270 by +13%. The results are reported as Estimated Values.
- Q-54c** Daily Continuing Calibration Verification recovery for this analyte failed the +/-20% criteria listed in EPA method 8260/8270 by +2%. The results are reported as Estimated Values.
- Q-54d** Daily Continuing Calibration Verification recovery for this analyte failed the +/-20% criteria listed in EPA method 8260/8270 by +20%. The results are reported as Estimated Values.
- Q-54e** Daily Continuing Calibration Verification recovery for this analyte failed the +/-20% criteria listed in EPA method 8260/8270 by +4%. The results are reported as Estimated Values.
- Q-56** Daily CCV/LCS recovery for this analyte was above the +/-20% criteria listed in EPA 8260
- T-02** This Batch QC sample was analyzed outside of the method specified 12 hour analysis window. Results are estimated.

Apex Laboratories

The results in this report apply to the samples analyzed in accordance with the chain of custody document(s) and updated by any subsequent written communications. This analytical report must be reproduced in its entirety.

Philip Nerenberg, Lab Director



ANALYTICAL REPORT

Apex Laboratories, LLC

6700 S.W. Sandburg Street
Tigard, OR 97223
503-718-2323
ORELAP ID: OR100062

WSP USA Environment & Infrastructure Inc. 15862 SW 72nd Ave. Suite 150 Portland, OR 97224	Project: Mailwell Project Number: 361M119101 Project Manager: John Kuiper	Report ID: A3J0802 - 10 13 23 1643
--	--	---

REPORTING NOTES AND CONVENTIONS:

Abbreviations:

- DET Analyte DETECTED at or above the detection or reporting limit.
- ND Analyte NOT DETECTED at or above the detection or reporting limit.
- NR Result Not Reported
- RPD Relative Percent Difference. RPDs for Matrix Spikes and Matrix Spike Duplicates are based on concentration, not recovery.

Detection Limits: Limit of Detection (LOD)

Limits of Detection (LODs) are normally set at a level of one half the validated Limit of Quantitation (LOQ).
If no value is listed ('-----'), then the data has not been evaluated below the Reporting Limit.

Reporting Limits: Limit of Quantitation (LOQ)

Validated Limits of Quantitation (LOQs) are reported as the Reporting Limits for all analyses where the LOQ, MRL, PQL or CRL are requested. The LOQ represents a level at or above the low point of the calibration curve, that has been validated according to Apex Laboratories' comprehensive LOQ policies and procedures.

Reporting Conventions:

- Basis: Results for soil samples are generally reported on a 100% dry weight basis.
The Result Basis is listed following the units as " dry", " wet", or " " (blank) designation.
 - " dry" Sample results and Reporting Limits are reported on a dry weight basis. (i.e. "ug/kg dry")
See Percent Solids section for details of dry weight analysis.
 - " wet" Sample results and Reporting Limits for this analysis are normally dry weight corrected, but have not been modified in this case.
 - " " Results without 'wet' or 'dry' designation are not normally dry weight corrected. These results are considered 'As Received'.
- Results for Volatiles analyses on soils and sediments that are reported on a "dry weight" basis include the water miscible solvent (WMS) correction referenced in the EPA 8000 Method guidance documents. Solid and Liquid samples reported on an "As Received" basis do not have the WMS correction applied, as dry weight was not performed.

QC Source:


In cases where there is insufficient sample provided for Sample Duplicates and/or Matrix Spikes, a Lab Control Sample Duplicate (LCS Dup) may be analyzed to demonstrate accuracy and precision of the extraction batch.

Non-Client Batch QC Samples (Duplicates and Matrix Spike/Duplicates) may not be included in this report. Please request a Full QC report if this data is required.

Miscellaneous Notes:

- " --- " QC results are not applicable. For example, % Recoveries for Blanks and Duplicates, % RPD for Blanks, Blank Spikes and Matrix Spikes, etc.
- " *** " Used to indicate a possible discrepancy with the Sample and Sample Duplicate results when the %RPD is not available. In this case, either the Sample or the Sample Duplicate has a reportable result for this analyte, while the other is Non Detect (ND).

Apex Laboratories



Philip Nerenberg, Lab Director

The results in this report apply to the samples analyzed in accordance with the chain of custody document(s) and updated by any subsequent written communications. This analytical report must be reproduced in its entirety.



ANALYTICAL REPORT

Apex Laboratories, LLC

6700 S.W. Sandburg Street
Tigard, OR 97223
503-718-2323
ORELAP ID: OR100062

WSP USA Environment & Infrastructure Inc. 15862 SW 72nd Ave. Suite 150 Portland, OR 97224	Project: Mailwell Project Number: 361M119101 Project Manager: John Kuiper	Report ID: A3J0802 - 10 13 23 1643
--	--	---

REPORTING NOTES AND CONVENTIONS (Cont.):

Blanks:

- Standard practice is to evaluate the results from Blank QC Samples down to a level equal to ½ the Reporting Limit (RL).
- For Blank hits falling between ½ the RL and the RL (J flagged hits), the associated sample and QC data will receive a 'B-02' qualifier.
- For Blank hits above the RL, the associated sample and QC data will receive a 'B' qualifier, per Apex Laboratories' Blank Policy.
- For further details, please request a copy of this document.
- Sample results flagged with a 'B' or 'B-02' qualifier are potentially biased high if the sample results are less than ten times the level found in the blank for inorganic analyses, or less than five times the level found in the blank for organic analyses.
- 'B' and 'B-02' qualifications are only applied to sample results detected above the Reporting Level, if results are not reported to the MDL.

Preparation Notes:

Mixed Matrix Samples:

Water Samples:

Water samples containing significant amounts of sediment are decanted or separated prior to extraction, and only the water portion analyzed, unless otherwise directed by the client.

Soil and Sediment Samples:

Soil and Sediment samples containing significant amounts of water are decanted prior to extraction, and only the solid portion analyzed, unless otherwise directed by the client.

Sampling and Preservation Notes:

Certain regulatory programs, such as National Pollutant Discharge Elimination System (NPDES), require that activities such as sample filtration (for dissolved metals, orthophosphate, hexavalent chromium, etc.) and testing of short hold analytes (pH, Dissolved Oxygen, etc.) be performed in the field (on-site) within a short time window. In addition, sample matrix spikes are required for some analyses, and sufficient volume must be provided, and billable site specific QC requested, if this is required. All regulatory permits should be reviewed to ensure that these requirements are being met.

Data users should be aware of which regulations pertain to the samples they submit for testing. If related sample collection activities are not approved for a particular regulatory program, results should be considered estimates. Apex Laboratories will qualify these analytes according to the most stringent requirements, however results for samples that are for non-regulatory purposes may be acceptable.

Samples that have been filtered and preserved at Apex Laboratories per client request are listed in the preparation section of the report with the date and time of filtration listed.

Apex Laboratories maintains detailed records on sample receipt, including client label verification, cooler temperature, sample preservation, hold time compliance and field filtration. Data is qualified as necessary, and the lack of qualification indicates compliance with required parameters.

Apex Laboratories

The results in this report apply to the samples analyzed in accordance with the chain of custody document(s) and updated by any subsequent written communications. This analytical report must be reproduced in its entirety.

Philip Nerenberg, Lab Director



ANALYTICAL REPORT

Apex Laboratories, LLC

6700 S.W. Sandburg Street
Tigard, OR 97223
503-718-2323
ORELAP ID: OR100062

WSP USA Environment & Infrastructure Inc. 15862 SW 72nd Ave. Suite 150 Portland, OR 97224	Project: Mailwell Project Number: 361M119101 Project Manager: John Kuiper	Report ID: A3J0802 - 10 13 23 1643
--	--	---

LABORATORY ACCREDITATION INFORMATION

ORELAP Certification ID: OR100062 (Primary Accreditation) -
EPA ID: OR01039

All methods and analytes reported from work performed at Apex Laboratories are included on Apex Laboratories' ORELAP Scope of Certification, with the exception of any analyte(s) listed below:

Apex Laboratories

Matrix	Analysis	TNI_ID	Analyte	TNI_ID	Accreditation
<u>All reported analytes are included in Apex Laboratories' current ORELAP scope.</u>					

Secondary Accreditations

Apex Laboratories also maintains reciprocal accreditation with non-TNI states (Washington DOE), as well as other state specific accreditations not listed here.

Subcontract Laboratory Accreditations

Subcontracted data falls outside of Apex Laboratories' Scope of Accreditation. Please see the Subcontract Laboratory report for full details, or contact your Project Manager for more information.

Field Testing Parameters

Results for Field Tested data are provided by the client or sampler, and fall outside of Apex Laboratories' Scope of Accreditation.

Apex Laboratories

The results in this report apply to the samples analyzed in accordance with the chain of custody document(s) and updated by any subsequent written communications. This analytical report must be reproduced in its entirety.

Philip Nerenberg, Lab Director



ANALYTICAL REPORT

Apex Laboratories, LLC

6700 S.W. Sandburg Street
Tigard, OR 97223
503-718-2323
ORELAP ID: OR100062

WSP USA Environment & Infrastructure Inc. 15862 SW 72nd Ave. Suite 150 Portland, OR 97224	Project: Mailwell Project Number: 361M119101 Project Manager: John Kuiper	Report ID: A3J0802 - 10 13 23 1643
--	--	--

APEX LABS COOLER RECEIPT FORM

Client: WSP Element WO#: A3 J6802

Project/Project #: Mailwell | 361M119101

Delivery Info:
Date/time received: 9/23 @ 1421 By: ls
Delivered by: Apex Client ESS FedEx UPS Radio Morgan SDS Evergreen Other

Cooler Inspection Date/time inspected: 9/23 @ 1421 By: ls
Chain of Custody included? Yes No
Signed/dated by client? Yes No

	Cooler #1	Cooler #2	Cooler #3	Cooler #4	Cooler #5	Cooler #6	Cooler #7
Temperature (°C)	<u>4.4</u>						
Custody seals? (Y/N)	<u>N</u>						
Received on ice? (Y/N)	<u>Y</u>						
Temp. blanks? (Y/N)	<u>Y</u>						
Ice type: (Gel/Real/Other)	<u>Real</u>						
Condition (In/Out):	<u>In</u>						

Cooler out of temp? (Y/N) Possible reason why: _____
Green dots applied to out of temperature samples? Yes No
Out of temperature samples form initiated? Yes No

Sample Inspection: Date/time inspected: 10/2/23 @ 10:28 By: APLW
All samples intact? Yes No Comments: _____

Bottle labels/COCs agree? Yes No Comments: MW-7-20230929 cont. ID reads MW-7-20230923. Trip blank is not listed on the CoC. No time on CoC cont. For Dupl.
COC/container discrepancies form initiated? Yes No
Containers/volumes received appropriate for analysis? Yes No Comments: _____

Do VOA vials have visible headspace? Yes No NA
Comments: MW-2 4/5 VOAs have seal

Water samples: pH checked: Yes No NA pH appropriate? Yes No NA pH ID: _____
Comments: _____

Additional information: # 3599

Labeled by: APLW Witness: DJS Cooler Inspected by: KO

Form Y-003 R-01

Apex Laboratories

Philip Nerenberg

Philip Nerenberg, Lab Director

The results in this report apply to the samples analyzed in accordance with the chain of custody document(s) and updated by any subsequent written communications. This analytical report must be reproduced in its entirety.



ANALYTICAL REPORT

Apex Laboratories, LLC

6700 S.W. Sandburg Street
Tigard, OR 97223
503-718-2323
ORELAP ID: OR100062

Friday, January 5, 2024

John Kuiper
WSP USA Environment & Infrastructure Inc.
15862 SW 72nd Ave. Suite 150
Portland, OR 97224

RE: A3L1535 - Mailwell - 361M119101

Thank you for using Apex Laboratories. We greatly appreciate your business and strive to provide the highest quality services to the environmental industry.

Enclosed are the results of analyses for work order A3L1535, which was received by the laboratory on 12/20/2023 at 3:00:00PM.

If you have any questions concerning this report or the services we offer, please feel free to contact me by email at: pnerenberg@apex-labs.com, or by phone at 503-718-2323.

Please note: All samples will be disposed of within 30 days of sample receipt, unless prior arrangements have been made.

Cooler Receipt Information	
<p><u>Acceptable Receipt Temperature is less than, or equal to, 6 degC (not frozen), or received on ice the same day as sampling.</u></p> <p>(See Cooler Receipt Form for details)</p>	
<p>Default Cooler</p> <hr style="width: 80%; margin-left: 0;"/>	<p>4.8 degC</p>

This Final Report is the official version of the data results for this sample submission, unless superseded by a subsequent, labeled amended report.

All other deliverables derived from this data, including Electronic Data Deliverables (EDDs), CLP-like forms, client requested summary sheets, and all other products are considered secondary to this report.



Apex Laboratories

The results in this report apply to the samples analyzed in accordance with the chain of custody document(s) and updated by any subsequent written communications. This analytical report must be reproduced in its entirety.

Philip Nerenberg, Lab Director



ANALYTICAL REPORT

Apex Laboratories, LLC

6700 S.W. Sandburg Street
Tigard, OR 97223
503-718-2323
ORELAP ID: OR100062

WSP USA Environment & Infrastructure Inc. 15862 SW 72nd Ave. Suite 150 Portland, OR 97224	Project: Mailwell Project Number: 361M119101 Project Manager: John Kuiper	Report ID: A3L1535 - 01 05 24 1721
--	--	---

ANALYTICAL REPORT FOR SAMPLES

SAMPLE INFORMATION

Client Sample ID	Laboratory ID	Matrix	Date Sampled	Date Received
MW-1-20231220	A3L1535-01	Water	12/20/23 10:53	12/20/23 15:00
DUP-1	A3L1535-02	Water	12/20/23 00:00	12/20/23 15:00
MW-2-20231220	A3L1535-03	Water	12/20/23 09:50	12/20/23 15:00
MW-3-20231220	A3L1535-04	Water	12/20/23 11:23	12/20/23 15:00
MW-4-20231220	A3L1535-05	Water	12/20/23 11:53	12/20/23 15:00
MW-5-20231220	A3L1535-06	Water	12/20/23 12:38	12/20/23 15:00
MW-6-20231220	A3L1535-07	Water	12/20/23 13:08	12/20/23 15:00
MW-7-20231220	A3L1535-08	Water	12/20/23 10:32	12/20/23 15:00

Apex Laboratories

The results in this report apply to the samples analyzed in accordance with the chain of custody document(s) and updated by any subsequent written communications. This analytical report must be reproduced in its entirety.

Philip Nerenberg, Lab Director



ANALYTICAL REPORT

Apex Laboratories, LLC

6700 S.W. Sandburg Street
Tigard, OR 97223
503-718-2323
ORELAP ID: OR100062

WSP USA Environment & Infrastructure Inc. 15862 SW 72nd Ave. Suite 150 Portland, OR 97224	Project: Mailwell Project Number: 361M119101 Project Manager: John Kuiper	Report ID: A3L1535 - 01 05 24 1721
--	--	---

ANALYTICAL SAMPLE RESULTS

Halogenated Volatile Organic Compounds by EPA 8260D

Analyte	Sample Result	Detection Limit	Reporting Limit	Units	Dilution	Date Analyzed	Method Ref.	Notes
MW-1-20231220 (A3L1535-01)			Matrix: Water			Batch: 23L1065		
Bromobenzene	ND	---	0.500	ug/L	1	12/29/23 08:30	EPA 8260D	
Bromochloromethane	ND	---	1.00	ug/L	1	12/29/23 08:30	EPA 8260D	
Bromodichloromethane	ND	---	1.00	ug/L	1	12/29/23 08:30	EPA 8260D	
Bromoform	ND	---	1.00	ug/L	1	12/29/23 08:30	EPA 8260D	
Bromomethane	ND	---	5.00	ug/L	1	12/29/23 08:30	EPA 8260D	
Carbon tetrachloride	ND	---	1.00	ug/L	1	12/29/23 08:30	EPA 8260D	
Chlorobenzene	ND	---	0.500	ug/L	1	12/29/23 08:30	EPA 8260D	
Chloroethane	ND	---	5.00	ug/L	1	12/29/23 08:30	EPA 8260D	
Chloroform	ND	---	1.00	ug/L	1	12/29/23 08:30	EPA 8260D	
Chloromethane	ND	---	5.00	ug/L	1	12/29/23 08:30	EPA 8260D	
2-Chlorotoluene	ND	---	1.00	ug/L	1	12/29/23 08:30	EPA 8260D	
4-Chlorotoluene	ND	---	1.00	ug/L	1	12/29/23 08:30	EPA 8260D	
Dibromochloromethane	ND	---	1.00	ug/L	1	12/29/23 08:30	EPA 8260D	
1,2-Dibromo-3-chloropropane	ND	---	5.00	ug/L	1	12/29/23 08:30	EPA 8260D	
1,2-Dibromoethane (EDB)	ND	---	0.500	ug/L	1	12/29/23 08:30	EPA 8260D	
Dibromomethane	ND	---	1.00	ug/L	1	12/29/23 08:30	EPA 8260D	
1,2-Dichlorobenzene	ND	---	0.500	ug/L	1	12/29/23 08:30	EPA 8260D	
1,3-Dichlorobenzene	ND	---	0.500	ug/L	1	12/29/23 08:30	EPA 8260D	
1,4-Dichlorobenzene	ND	---	0.500	ug/L	1	12/29/23 08:30	EPA 8260D	
Dichlorodifluoromethane	ND	---	1.00	ug/L	1	12/29/23 08:30	EPA 8260D	
1,1-Dichloroethane	ND	---	0.400	ug/L	1	12/29/23 08:30	EPA 8260D	
1,2-Dichloroethane (EDC)	ND	---	0.400	ug/L	1	12/29/23 08:30	EPA 8260D	
1,1-Dichloroethene	ND	---	0.400	ug/L	1	12/29/23 08:30	EPA 8260D	
cis-1,2-Dichloroethene	ND	---	0.400	ug/L	1	12/29/23 08:30	EPA 8260D	
trans-1,2-Dichloroethene	ND	---	0.400	ug/L	1	12/29/23 08:30	EPA 8260D	
1,2-Dichloropropane	ND	---	0.500	ug/L	1	12/29/23 08:30	EPA 8260D	
1,3-Dichloropropane	ND	---	1.00	ug/L	1	12/29/23 08:30	EPA 8260D	
2,2-Dichloropropane	ND	---	1.00	ug/L	1	12/29/23 08:30	EPA 8260D	
1,1-Dichloropropene	ND	---	1.00	ug/L	1	12/29/23 08:30	EPA 8260D	
cis-1,3-Dichloropropene	ND	---	1.00	ug/L	1	12/29/23 08:30	EPA 8260D	
trans-1,3-Dichloropropene	ND	---	1.00	ug/L	1	12/29/23 08:30	EPA 8260D	
Hexachlorobutadiene	ND	---	5.00	ug/L	1	12/29/23 08:30	EPA 8260D	
Methylene chloride	ND	---	10.0	ug/L	1	12/29/23 08:30	EPA 8260D	

Apex Laboratories

The results in this report apply to the samples analyzed in accordance with the chain of custody document(s) and updated by any subsequent written communications. This analytical report must be reproduced in its entirety.



ANALYTICAL REPORT

Apex Laboratories, LLC

6700 S.W. Sandburg Street
Tigard, OR 97223
503-718-2323
ORELAP ID: OR100062

WSP USA Environment & Infrastructure Inc. 15862 SW 72nd Ave. Suite 150 Portland, OR 97224	Project: Mailwell Project Number: 361M119101 Project Manager: John Kuiper	Report ID: A3L1535 - 01 05 24 1721
--	--	---

ANALYTICAL SAMPLE RESULTS

Halogenated Volatile Organic Compounds by EPA 8260D

Analyte	Sample Result	Detection Limit	Reporting Limit	Units	Dilution	Date Analyzed	Method Ref.	Notes
MW-1-20231220 (A3L1535-01)			Matrix: Water			Batch: 23L1065		
1,1,1,2-Tetrachloroethane	ND	---	0.400	ug/L	1	12/29/23 08:30	EPA 8260D	
1,1,2,2-Tetrachloroethane	ND	---	0.500	ug/L	1	12/29/23 08:30	EPA 8260D	
Tetrachloroethene (PCE)	0.960	---	0.400	ug/L	1	12/29/23 08:30	EPA 8260D	
1,2,3-Trichlorobenzene	ND	---	2.00	ug/L	1	12/29/23 08:30	EPA 8260D	
1,1,2-Trichloroethane	ND	---	0.500	ug/L	1	12/29/23 08:30	EPA 8260D	
1,2,4-Trichlorobenzene	ND	---	2.00	ug/L	1	12/29/23 08:30	EPA 8260D	
1,1,1-Trichloroethane	ND	---	0.400	ug/L	1	12/29/23 08:30	EPA 8260D	
Trichloroethene (TCE)	ND	---	0.400	ug/L	1	12/29/23 08:30	EPA 8260D	
Trichlorofluoromethane	ND	---	2.00	ug/L	1	12/29/23 08:30	EPA 8260D	
1,2,3-Trichloropropane	ND	---	1.00	ug/L	1	12/29/23 08:30	EPA 8260D	
Vinyl chloride	ND	---	0.200	ug/L	1	12/29/23 08:30	EPA 8260D	
<i>Surrogate: 1,4-Difluorobenzene (Surr)</i>			<i>Recovery: 101 %</i>	<i>Limits: 80-120 %</i>	<i>1</i>	<i>12/29/23 08:30</i>	<i>EPA 8260D</i>	
<i>Toluene-d8 (Surr)</i>			<i>95 %</i>	<i>80-120 %</i>	<i>1</i>	<i>12/29/23 08:30</i>	<i>EPA 8260D</i>	
<i>4-Bromofluorobenzene (Surr)</i>			<i>100 %</i>	<i>80-120 %</i>	<i>1</i>	<i>12/29/23 08:30</i>	<i>EPA 8260D</i>	
DUP-1 (A3L1535-02)			Matrix: Water			Batch: 23L1065		
Bromobenzene	ND	---	0.500	ug/L	1	12/29/23 08:57	EPA 8260D	
Bromochloromethane	ND	---	1.00	ug/L	1	12/29/23 08:57	EPA 8260D	
Bromodichloromethane	ND	---	1.00	ug/L	1	12/29/23 08:57	EPA 8260D	
Bromoform	ND	---	1.00	ug/L	1	12/29/23 08:57	EPA 8260D	
Bromomethane	ND	---	5.00	ug/L	1	12/29/23 08:57	EPA 8260D	
Carbon tetrachloride	ND	---	1.00	ug/L	1	12/29/23 08:57	EPA 8260D	
Chlorobenzene	ND	---	0.500	ug/L	1	12/29/23 08:57	EPA 8260D	
Chloroethane	ND	---	5.00	ug/L	1	12/29/23 08:57	EPA 8260D	
Chloroform	ND	---	1.00	ug/L	1	12/29/23 08:57	EPA 8260D	
Chloromethane	ND	---	5.00	ug/L	1	12/29/23 08:57	EPA 8260D	
2-Chlorotoluene	ND	---	1.00	ug/L	1	12/29/23 08:57	EPA 8260D	
4-Chlorotoluene	ND	---	1.00	ug/L	1	12/29/23 08:57	EPA 8260D	
Dibromochloromethane	ND	---	1.00	ug/L	1	12/29/23 08:57	EPA 8260D	
1,2-Dibromo-3-chloropropane	ND	---	5.00	ug/L	1	12/29/23 08:57	EPA 8260D	
1,2-Dibromoethane (EDB)	ND	---	0.500	ug/L	1	12/29/23 08:57	EPA 8260D	
Dibromomethane	ND	---	1.00	ug/L	1	12/29/23 08:57	EPA 8260D	
1,2-Dichlorobenzene	ND	---	0.500	ug/L	1	12/29/23 08:57	EPA 8260D	

Apex Laboratories

Philip Nerenberg, Lab Director

The results in this report apply to the samples analyzed in accordance with the chain of custody document(s) and updated by any subsequent written communications. This analytical report must be reproduced in its entirety.



ANALYTICAL REPORT

Apex Laboratories, LLC

6700 S.W. Sandburg Street
Tigard, OR 97223
503-718-2323
ORELAP ID: OR100062

WSP USA Environment & Infrastructure Inc. 15862 SW 72nd Ave. Suite 150 Portland, OR 97224	Project: Mailwell Project Number: 361M119101 Project Manager: John Kuiper	Report ID: A3L1535 - 01 05 24 1721
--	--	---

ANALYTICAL SAMPLE RESULTS

Halogenated Volatile Organic Compounds by EPA 8260D

Analyte	Sample Result	Detection Limit	Reporting Limit	Units	Dilution	Date Analyzed	Method Ref.	Notes
				Matrix: Water		Batch: 23L1065		
DUP-1 (A3L1535-02)								
1,3-Dichlorobenzene	ND	---	0.500	ug/L	1	12/29/23 08:57	EPA 8260D	
1,4-Dichlorobenzene	ND	---	0.500	ug/L	1	12/29/23 08:57	EPA 8260D	
Dichlorodifluoromethane	ND	---	1.00	ug/L	1	12/29/23 08:57	EPA 8260D	
1,1-Dichloroethane	ND	---	0.400	ug/L	1	12/29/23 08:57	EPA 8260D	
1,2-Dichloroethane (EDC)	ND	---	0.400	ug/L	1	12/29/23 08:57	EPA 8260D	
1,1-Dichloroethene	ND	---	0.400	ug/L	1	12/29/23 08:57	EPA 8260D	
cis-1,2-Dichloroethene	ND	---	0.400	ug/L	1	12/29/23 08:57	EPA 8260D	
trans-1,2-Dichloroethene	ND	---	0.400	ug/L	1	12/29/23 08:57	EPA 8260D	
1,2-Dichloropropane	ND	---	0.500	ug/L	1	12/29/23 08:57	EPA 8260D	
1,3-Dichloropropane	ND	---	1.00	ug/L	1	12/29/23 08:57	EPA 8260D	
2,2-Dichloropropane	ND	---	1.00	ug/L	1	12/29/23 08:57	EPA 8260D	
1,1-Dichloropropene	ND	---	1.00	ug/L	1	12/29/23 08:57	EPA 8260D	
cis-1,3-Dichloropropene	ND	---	1.00	ug/L	1	12/29/23 08:57	EPA 8260D	
trans-1,3-Dichloropropene	ND	---	1.00	ug/L	1	12/29/23 08:57	EPA 8260D	
Hexachlorobutadiene	ND	---	5.00	ug/L	1	12/29/23 08:57	EPA 8260D	
Methylene chloride	ND	---	10.0	ug/L	1	12/29/23 08:57	EPA 8260D	
1,1,1,2-Tetrachloroethane	ND	---	0.400	ug/L	1	12/29/23 08:57	EPA 8260D	
1,1,2,2-Tetrachloroethane	ND	---	0.500	ug/L	1	12/29/23 08:57	EPA 8260D	
Tetrachloroethene (PCE)	0.890	---	0.400	ug/L	1	12/29/23 08:57	EPA 8260D	
1,2,3-Trichlorobenzene	ND	---	2.00	ug/L	1	12/29/23 08:57	EPA 8260D	
1,1,2-Trichloroethane	ND	---	0.500	ug/L	1	12/29/23 08:57	EPA 8260D	
1,2,4-Trichlorobenzene	ND	---	2.00	ug/L	1	12/29/23 08:57	EPA 8260D	
1,1,1-Trichloroethane	ND	---	0.400	ug/L	1	12/29/23 08:57	EPA 8260D	
Trichloroethene (TCE)	ND	---	0.400	ug/L	1	12/29/23 08:57	EPA 8260D	
Trichlorofluoromethane	ND	---	2.00	ug/L	1	12/29/23 08:57	EPA 8260D	
1,2,3-Trichloropropane	ND	---	1.00	ug/L	1	12/29/23 08:57	EPA 8260D	
Vinyl chloride	ND	---	0.200	ug/L	1	12/29/23 08:57	EPA 8260D	
<i>Surrogate: 1,4-Difluorobenzene (Surr)</i>			<i>Recovery: 103 %</i>	<i>Limits: 80-120 %</i>	<i>1</i>	<i>12/29/23 08:57</i>	<i>EPA 8260D</i>	
<i>Toluene-d8 (Surr)</i>			<i>94 %</i>	<i>80-120 %</i>	<i>1</i>	<i>12/29/23 08:57</i>	<i>EPA 8260D</i>	
<i>4-Bromofluorobenzene (Surr)</i>			<i>102 %</i>	<i>80-120 %</i>	<i>1</i>	<i>12/29/23 08:57</i>	<i>EPA 8260D</i>	

MW-2-20231220 (A3L1535-03RE1)				Matrix: Water		Batch: 24A0080		
Bromobenzene	ND	---	0.500	ug/L	1	01/03/24 15:08	EPA 8260D	

Apex Laboratories

The results in this report apply to the samples analyzed in accordance with the chain of custody document(s) and updated by any subsequent written communications. This analytical report must be reproduced in its entirety.

Philip Nerenberg, Lab Director



ANALYTICAL REPORT

Apex Laboratories, LLC

6700 S.W. Sandburg Street
Tigard, OR 97223
503-718-2323
ORELAP ID: OR100062

WSP USA Environment & Infrastructure Inc. 15862 SW 72nd Ave. Suite 150 Portland, OR 97224	Project: Mailwell Project Number: 361M119101 Project Manager: John Kuiper	Report ID: A3L1535 - 01 05 24 1721
--	--	---

ANALYTICAL SAMPLE RESULTS

Halogenated Volatile Organic Compounds by EPA 8260D

Analyte	Sample Result	Detection Limit	Reporting Limit	Units	Dilution	Date Analyzed	Method Ref.	Notes
MW-2-20231220 (A3L1535-03RE1)			Matrix: Water			Batch: 24A0080		
Bromochloromethane	ND	---	1.00	ug/L	1	01/03/24 15:08	EPA 8260D	
Bromodichloromethane	ND	---	1.00	ug/L	1	01/03/24 15:08	EPA 8260D	
Bromoform	ND	---	1.00	ug/L	1	01/03/24 15:08	EPA 8260D	
Bromomethane	ND	---	5.00	ug/L	1	01/03/24 15:08	EPA 8260D	
Carbon tetrachloride	ND	---	1.00	ug/L	1	01/03/24 15:08	EPA 8260D	
Chlorobenzene	ND	---	0.500	ug/L	1	01/03/24 15:08	EPA 8260D	
Chloroethane	ND	---	5.00	ug/L	1	01/03/24 15:08	EPA 8260D	
Chloroform	ND	---	1.00	ug/L	1	01/03/24 15:08	EPA 8260D	
Chloromethane	ND	---	5.00	ug/L	1	01/03/24 15:08	EPA 8260D	
2-Chlorotoluene	ND	---	1.00	ug/L	1	01/03/24 15:08	EPA 8260D	
4-Chlorotoluene	ND	---	1.00	ug/L	1	01/03/24 15:08	EPA 8260D	
Dibromochloromethane	ND	---	1.00	ug/L	1	01/03/24 15:08	EPA 8260D	
1,2-Dibromo-3-chloropropane	ND	---	5.00	ug/L	1	01/03/24 15:08	EPA 8260D	
1,2-Dibromoethane (EDB)	ND	---	0.500	ug/L	1	01/03/24 15:08	EPA 8260D	
Dibromomethane	ND	---	1.00	ug/L	1	01/03/24 15:08	EPA 8260D	
1,2-Dichlorobenzene	ND	---	0.500	ug/L	1	01/03/24 15:08	EPA 8260D	
1,3-Dichlorobenzene	ND	---	0.500	ug/L	1	01/03/24 15:08	EPA 8260D	
1,4-Dichlorobenzene	ND	---	0.500	ug/L	1	01/03/24 15:08	EPA 8260D	
Dichlorodifluoromethane	ND	---	1.00	ug/L	1	01/03/24 15:08	EPA 8260D	
1,1-Dichloroethane	ND	---	0.400	ug/L	1	01/03/24 15:08	EPA 8260D	
1,2-Dichloroethane (EDC)	ND	---	0.400	ug/L	1	01/03/24 15:08	EPA 8260D	
1,1-Dichloroethene	0.470	---	0.400	ug/L	1	01/03/24 15:08	EPA 8260D	
cis-1,2-Dichloroethene	78.0	---	0.400	ug/L	1	01/03/24 15:08	EPA 8260D	
trans-1,2-Dichloroethene	ND	---	0.400	ug/L	1	01/03/24 15:08	EPA 8260D	
1,2-Dichloropropane	ND	---	0.500	ug/L	1	01/03/24 15:08	EPA 8260D	
1,3-Dichloropropane	ND	---	1.00	ug/L	1	01/03/24 15:08	EPA 8260D	
2,2-Dichloropropane	ND	---	1.00	ug/L	1	01/03/24 15:08	EPA 8260D	
1,1-Dichloropropene	ND	---	1.00	ug/L	1	01/03/24 15:08	EPA 8260D	
cis-1,3-Dichloropropene	ND	---	1.00	ug/L	1	01/03/24 15:08	EPA 8260D	
trans-1,3-Dichloropropene	ND	---	1.00	ug/L	1	01/03/24 15:08	EPA 8260D	
Hexachlorobutadiene	ND	---	5.00	ug/L	1	01/03/24 15:08	EPA 8260D	
Methylene chloride	ND	---	10.0	ug/L	1	01/03/24 15:08	EPA 8260D	
1,1,1,2-Tetrachloroethane	ND	---	0.400	ug/L	1	01/03/24 15:08	EPA 8260D	

Apex Laboratories

The results in this report apply to the samples analyzed in accordance with the chain of custody document(s) and updated by any subsequent written communications. This analytical report must be reproduced in its entirety.



ANALYTICAL REPORT

Apex Laboratories, LLC

6700 S.W. Sandburg Street
Tigard, OR 97223
503-718-2323
ORELAP ID: OR100062

WSP USA Environment & Infrastructure Inc. 15862 SW 72nd Ave. Suite 150 Portland, OR 97224	Project: Mailwell Project Number: 361M119101 Project Manager: John Kuiper	Report ID: A3L1535 - 01 05 24 1721
--	--	---

ANALYTICAL SAMPLE RESULTS

Halogenated Volatile Organic Compounds by EPA 8260D

Analyte	Sample Result	Detection Limit	Reporting Limit	Units	Dilution	Date Analyzed	Method Ref.	Notes
MW-2-20231220 (A3L1535-03RE1)			Matrix: Water			Batch: 24A0080		
1,1,2,2-Tetrachloroethane	ND	---	0.500	ug/L	1	01/03/24 15:08	EPA 8260D	
Tetrachloroethene (PCE)	140	---	0.400	ug/L	1	01/03/24 15:08	EPA 8260D	
1,2,3-Trichlorobenzene	ND	---	2.00	ug/L	1	01/03/24 15:08	EPA 8260D	
1,1,2-Trichloroethane	ND	---	0.500	ug/L	1	01/03/24 15:08	EPA 8260D	
1,2,4-Trichlorobenzene	ND	---	2.00	ug/L	1	01/03/24 15:08	EPA 8260D	
1,1,1-Trichloroethane	ND	---	0.400	ug/L	1	01/03/24 15:08	EPA 8260D	
Trichloroethene (TCE)	4.55	---	0.400	ug/L	1	01/03/24 15:08	EPA 8260D	
Trichlorofluoromethane	ND	---	2.00	ug/L	1	01/03/24 15:08	EPA 8260D	
1,2,3-Trichloropropane	ND	---	1.00	ug/L	1	01/03/24 15:08	EPA 8260D	
Vinyl chloride	29.5	---	0.200	ug/L	1	01/03/24 15:08	EPA 8260D	
<i>Surrogate: 1,4-Difluorobenzene (Surr)</i>		<i>Recovery: 101 %</i>		<i>Limits: 80-120 %</i>		<i>1</i>	<i>01/03/24 15:08</i>	<i>EPA 8260D</i>
<i>Toluene-d8 (Surr)</i>		<i>103 %</i>		<i>80-120 %</i>		<i>1</i>	<i>01/03/24 15:08</i>	<i>EPA 8260D</i>
<i>4-Bromofluorobenzene (Surr)</i>		<i>102 %</i>		<i>80-120 %</i>		<i>1</i>	<i>01/03/24 15:08</i>	<i>EPA 8260D</i>
MW-3-20231220 (A3L1535-04)			Matrix: Water			Batch: 24A0035		
Bromobenzene	ND	---	0.500	ug/L	1	01/02/24 22:03	EPA 8260D	
Bromochloromethane	ND	---	1.00	ug/L	1	01/02/24 22:03	EPA 8260D	
Bromodichloromethane	ND	---	1.00	ug/L	1	01/02/24 22:03	EPA 8260D	
Bromoform	ND	---	1.00	ug/L	1	01/02/24 22:03	EPA 8260D	
Bromomethane	ND	---	5.00	ug/L	1	01/02/24 22:03	EPA 8260D	
Carbon tetrachloride	ND	---	1.00	ug/L	1	01/02/24 22:03	EPA 8260D	
Chlorobenzene	ND	---	0.500	ug/L	1	01/02/24 22:03	EPA 8260D	
Chloroethane	ND	---	5.00	ug/L	1	01/02/24 22:03	EPA 8260D	
Chloroform	ND	---	1.00	ug/L	1	01/02/24 22:03	EPA 8260D	
Chloromethane	ND	---	5.00	ug/L	1	01/02/24 22:03	EPA 8260D	
2-Chlorotoluene	ND	---	1.00	ug/L	1	01/02/24 22:03	EPA 8260D	
4-Chlorotoluene	ND	---	1.00	ug/L	1	01/02/24 22:03	EPA 8260D	
Dibromochloromethane	ND	---	1.00	ug/L	1	01/02/24 22:03	EPA 8260D	
1,2-Dibromo-3-chloropropane	ND	---	5.00	ug/L	1	01/02/24 22:03	EPA 8260D	
1,2-Dibromoethane (EDB)	ND	---	0.500	ug/L	1	01/02/24 22:03	EPA 8260D	
Dibromomethane	ND	---	1.00	ug/L	1	01/02/24 22:03	EPA 8260D	
1,2-Dichlorobenzene	ND	---	0.500	ug/L	1	01/02/24 22:03	EPA 8260D	
1,3-Dichlorobenzene	ND	---	0.500	ug/L	1	01/02/24 22:03	EPA 8260D	

Apex Laboratories

The results in this report apply to the samples analyzed in accordance with the chain of custody document(s) and updated by any subsequent written communications. This analytical report must be reproduced in its entirety.

Philip Nerenberg, Lab Director



ANALYTICAL REPORT

Apex Laboratories, LLC

6700 S.W. Sandburg Street
Tigard, OR 97223
503-718-2323
ORELAP ID: OR100062

WSP USA Environment & Infrastructure Inc. 15862 SW 72nd Ave. Suite 150 Portland, OR 97224	Project: Mailwell Project Number: 361M119101 Project Manager: John Kuiper	Report ID: A3L1535 - 01 05 24 1721
--	--	---

ANALYTICAL SAMPLE RESULTS

Halogenated Volatile Organic Compounds by EPA 8260D

Analyte	Sample Result	Detection Limit	Reporting Limit	Units	Dilution	Date Analyzed	Method Ref.	Notes
MW-3-20231220 (A3L1535-04)			Matrix: Water			Batch: 24A0035		
1,4-Dichlorobenzene	ND	---	0.500	ug/L	1	01/02/24 22:03	EPA 8260D	
Dichlorodifluoromethane	ND	---	1.00	ug/L	1	01/02/24 22:03	EPA 8260D	
1,1-Dichloroethane	ND	---	0.400	ug/L	1	01/02/24 22:03	EPA 8260D	
1,2-Dichloroethane (EDC)	ND	---	0.400	ug/L	1	01/02/24 22:03	EPA 8260D	
1,1-Dichloroethene	ND	---	0.400	ug/L	1	01/02/24 22:03	EPA 8260D	
cis-1,2-Dichloroethene	9.42	---	0.400	ug/L	1	01/02/24 22:03	EPA 8260D	
trans-1,2-Dichloroethene	ND	---	0.400	ug/L	1	01/02/24 22:03	EPA 8260D	
1,2-Dichloropropane	ND	---	0.500	ug/L	1	01/02/24 22:03	EPA 8260D	
1,3-Dichloropropane	ND	---	1.00	ug/L	1	01/02/24 22:03	EPA 8260D	
2,2-Dichloropropane	ND	---	1.00	ug/L	1	01/02/24 22:03	EPA 8260D	
1,1-Dichloropropene	ND	---	1.00	ug/L	1	01/02/24 22:03	EPA 8260D	
cis-1,3-Dichloropropene	ND	---	1.00	ug/L	1	01/02/24 22:03	EPA 8260D	
trans-1,3-Dichloropropene	ND	---	1.00	ug/L	1	01/02/24 22:03	EPA 8260D	
Hexachlorobutadiene	ND	---	5.00	ug/L	1	01/02/24 22:03	EPA 8260D	
Methylene chloride	ND	---	10.0	ug/L	1	01/02/24 22:03	EPA 8260D	
1,1,1,2-Tetrachloroethane	ND	---	0.400	ug/L	1	01/02/24 22:03	EPA 8260D	
1,1,2,2-Tetrachloroethane	ND	---	0.500	ug/L	1	01/02/24 22:03	EPA 8260D	
1,2,3-Trichlorobenzene	ND	---	2.00	ug/L	1	01/02/24 22:03	EPA 8260D	
1,1,2-Trichloroethane	ND	---	0.500	ug/L	1	01/02/24 22:03	EPA 8260D	
1,2,4-Trichlorobenzene	ND	---	2.00	ug/L	1	01/02/24 22:03	EPA 8260D	
1,1,1-Trichloroethane	ND	---	0.400	ug/L	1	01/02/24 22:03	EPA 8260D	
Trichloroethene (TCE)	24.8	---	0.400	ug/L	1	01/02/24 22:03	EPA 8260D	
Trichlorofluoromethane	ND	---	2.00	ug/L	1	01/02/24 22:03	EPA 8260D	
1,2,3-Trichloropropane	ND	---	1.00	ug/L	1	01/02/24 22:03	EPA 8260D	
Vinyl chloride	0.560	---	0.200	ug/L	1	01/02/24 22:03	EPA 8260D	
<i>Surrogate: 1,4-Difluorobenzene (Surr)</i>		<i>Recovery: 103 %</i>		<i>Limits: 80-120 %</i>		<i>1</i>	<i>01/02/24 22:03</i>	<i>EPA 8260D</i>
<i>Toluene-d8 (Surr)</i>		<i>95 %</i>		<i>80-120 %</i>		<i>1</i>	<i>01/02/24 22:03</i>	<i>EPA 8260D</i>
<i>4-Bromofluorobenzene (Surr)</i>		<i>101 %</i>		<i>80-120 %</i>		<i>1</i>	<i>01/02/24 22:03</i>	<i>EPA 8260D</i>

MW-3-20231220 (A3L1535-04RE1)			Matrix: Water			Batch: 24A0080		
Tetrachloroethene (PCE)	417	---	8.00	ug/L	20	01/03/24 14:23	EPA 8260D	
<i>Surrogate: 1,4-Difluorobenzene (Surr)</i>		<i>Recovery: 101 %</i>		<i>Limits: 80-120 %</i>		<i>1</i>	<i>01/03/24 14:23</i>	<i>EPA 8260D</i>
<i>Toluene-d8 (Surr)</i>		<i>103 %</i>		<i>80-120 %</i>		<i>1</i>	<i>01/03/24 14:23</i>	<i>EPA 8260D</i>

Apex Laboratories

The results in this report apply to the samples analyzed in accordance with the chain of custody document(s) and updated by any subsequent written communications. This analytical report must be reproduced in its entirety.

Philip Nerenberg, Lab Director



ANALYTICAL REPORT

Apex Laboratories, LLC

6700 S.W. Sandburg Street
Tigard, OR 97223
503-718-2323
ORELAP ID: OR100062

WSP USA Environment & Infrastructure Inc. 15862 SW 72nd Ave. Suite 150 Portland, OR 97224	Project: Mailwell Project Number: 361M119101 Project Manager: John Kuiper	Report ID: A3L1535 - 01 05 24 1721
--	--	---

ANALYTICAL SAMPLE RESULTS

Halogenated Volatile Organic Compounds by EPA 8260D

Analyte	Sample Result	Detection Limit	Reporting Limit	Units	Dilution	Date Analyzed	Method Ref.	Notes
MW-3-20231220 (A3L1535-04RE1)			Matrix: Water		Batch: 24A0080			
<i>Surrogate: 4-Bromofluorobenzene (Surr)</i>		<i>Recovery: 103 %</i>		<i>Limits: 80-120 %</i>		<i>1</i>	<i>01/03/24 14:23</i>	<i>EPA 8260D</i>
MW-4-20231220 (A3L1535-05)			Matrix: Water		Batch: 24A0035			
Bromobenzene	ND	---	2.50	ug/L	5	01/03/24 03:01	EPA 8260D	
Bromochloromethane	ND	---	5.00	ug/L	5	01/03/24 03:01	EPA 8260D	
Bromodichloromethane	ND	---	5.00	ug/L	5	01/03/24 03:01	EPA 8260D	
Bromoform	ND	---	5.00	ug/L	5	01/03/24 03:01	EPA 8260D	
Bromomethane	ND	---	25.0	ug/L	5	01/03/24 03:01	EPA 8260D	
Carbon tetrachloride	ND	---	5.00	ug/L	5	01/03/24 03:01	EPA 8260D	
Chlorobenzene	ND	---	2.50	ug/L	5	01/03/24 03:01	EPA 8260D	
Chloroethane	ND	---	25.0	ug/L	5	01/03/24 03:01	EPA 8260D	
Chloroform	ND	---	5.00	ug/L	5	01/03/24 03:01	EPA 8260D	
Chloromethane	ND	---	25.0	ug/L	5	01/03/24 03:01	EPA 8260D	
2-Chlorotoluene	ND	---	5.00	ug/L	5	01/03/24 03:01	EPA 8260D	
4-Chlorotoluene	ND	---	5.00	ug/L	5	01/03/24 03:01	EPA 8260D	
Dibromochloromethane	ND	---	5.00	ug/L	5	01/03/24 03:01	EPA 8260D	
1,2-Dibromo-3-chloropropane	ND	---	25.0	ug/L	5	01/03/24 03:01	EPA 8260D	
1,2-Dibromoethane (EDB)	ND	---	2.50	ug/L	5	01/03/24 03:01	EPA 8260D	
Dibromomethane	ND	---	5.00	ug/L	5	01/03/24 03:01	EPA 8260D	
1,2-Dichlorobenzene	ND	---	2.50	ug/L	5	01/03/24 03:01	EPA 8260D	
1,3-Dichlorobenzene	ND	---	2.50	ug/L	5	01/03/24 03:01	EPA 8260D	
1,4-Dichlorobenzene	ND	---	2.50	ug/L	5	01/03/24 03:01	EPA 8260D	
Dichlorodifluoromethane	ND	---	5.00	ug/L	5	01/03/24 03:01	EPA 8260D	
1,1-Dichloroethane	ND	---	2.00	ug/L	5	01/03/24 03:01	EPA 8260D	
1,2-Dichloroethane (EDC)	ND	---	2.00	ug/L	5	01/03/24 03:01	EPA 8260D	
1,1-Dichloroethene	ND	---	2.00	ug/L	5	01/03/24 03:01	EPA 8260D	
cis-1,2-Dichloroethene	ND	---	2.00	ug/L	5	01/03/24 03:01	EPA 8260D	
trans-1,2-Dichloroethene	ND	---	2.00	ug/L	5	01/03/24 03:01	EPA 8260D	
1,2-Dichloropropane	ND	---	2.50	ug/L	5	01/03/24 03:01	EPA 8260D	
1,3-Dichloropropane	ND	---	5.00	ug/L	5	01/03/24 03:01	EPA 8260D	
2,2-Dichloropropane	ND	---	5.00	ug/L	5	01/03/24 03:01	EPA 8260D	
1,1-Dichloropropene	ND	---	5.00	ug/L	5	01/03/24 03:01	EPA 8260D	
cis-1,3-Dichloropropene	ND	---	5.00	ug/L	5	01/03/24 03:01	EPA 8260D	
trans-1,3-Dichloropropene	ND	---	5.00	ug/L	5	01/03/24 03:01	EPA 8260D	

Apex Laboratories

The results in this report apply to the samples analyzed in accordance with the chain of custody document(s) and updated by any subsequent written communications. This analytical report must be reproduced in its entirety.



ANALYTICAL REPORT

Apex Laboratories, LLC

6700 S.W. Sandburg Street
Tigard, OR 97223
503-718-2323
ORELAP ID: OR100062

WSP USA Environment & Infrastructure Inc. 15862 SW 72nd Ave. Suite 150 Portland, OR 97224	Project: Mailwell Project Number: 361M119101 Project Manager: John Kuiper	Report ID: A3L1535 - 01 05 24 1721
--	--	---

ANALYTICAL SAMPLE RESULTS

Halogenated Volatile Organic Compounds by EPA 8260D

Analyte	Sample Result	Detection Limit	Reporting Limit	Units	Dilution	Date Analyzed	Method Ref.	Notes
MW-4-20231220 (A3L1535-05)			Matrix: Water			Batch: 24A0035		
Hexachlorobutadiene	ND	---	25.0	ug/L	5	01/03/24 03:01	EPA 8260D	
Methylene chloride	ND	---	50.0	ug/L	5	01/03/24 03:01	EPA 8260D	
1,1,1,2-Tetrachloroethane	ND	---	2.00	ug/L	5	01/03/24 03:01	EPA 8260D	
1,1,2,2-Tetrachloroethane	ND	---	2.50	ug/L	5	01/03/24 03:01	EPA 8260D	
Tetrachloroethene (PCE)	368	---	2.00	ug/L	5	01/03/24 03:01	EPA 8260D	
1,2,3-Trichlorobenzene	ND	---	10.0	ug/L	5	01/03/24 03:01	EPA 8260D	
1,1,2-Trichloroethane	ND	---	2.50	ug/L	5	01/03/24 03:01	EPA 8260D	
1,2,4-Trichlorobenzene	ND	---	10.0	ug/L	5	01/03/24 03:01	EPA 8260D	
1,1,1-Trichloroethane	ND	---	2.00	ug/L	5	01/03/24 03:01	EPA 8260D	
Trichloroethene (TCE)	31.4	---	2.00	ug/L	5	01/03/24 03:01	EPA 8260D	
Trichlorofluoromethane	ND	---	10.0	ug/L	5	01/03/24 03:01	EPA 8260D	
1,2,3-Trichloropropane	ND	---	5.00	ug/L	5	01/03/24 03:01	EPA 8260D	
Vinyl chloride	ND	---	1.00	ug/L	5	01/03/24 03:01	EPA 8260D	
<i>Surrogate: 1,4-Difluorobenzene (Surr)</i>		<i>Recovery: 105 %</i>		<i>Limits: 80-120 %</i>		<i>1</i>	<i>01/03/24 03:01</i>	<i>EPA 8260D</i>
<i>Toluene-d8 (Surr)</i>		<i>95 %</i>		<i>80-120 %</i>		<i>1</i>	<i>01/03/24 03:01</i>	<i>EPA 8260D</i>
<i>4-Bromofluorobenzene (Surr)</i>		<i>102 %</i>		<i>80-120 %</i>		<i>1</i>	<i>01/03/24 03:01</i>	<i>EPA 8260D</i>

MW-5-20231220 (A3L1535-06)			Matrix: Water			Batch: 24A0035		
Bromobenzene	ND	---	0.500	ug/L	1	01/02/24 22:30	EPA 8260D	
Bromochloromethane	ND	---	1.00	ug/L	1	01/02/24 22:30	EPA 8260D	
Bromodichloromethane	ND	---	1.00	ug/L	1	01/02/24 22:30	EPA 8260D	
Bromoform	ND	---	1.00	ug/L	1	01/02/24 22:30	EPA 8260D	
Bromomethane	ND	---	5.00	ug/L	1	01/02/24 22:30	EPA 8260D	
Carbon tetrachloride	ND	---	1.00	ug/L	1	01/02/24 22:30	EPA 8260D	
Chlorobenzene	ND	---	0.500	ug/L	1	01/02/24 22:30	EPA 8260D	
Chloroethane	ND	---	5.00	ug/L	1	01/02/24 22:30	EPA 8260D	
Chloroform	ND	---	1.00	ug/L	1	01/02/24 22:30	EPA 8260D	
Chloromethane	ND	---	5.00	ug/L	1	01/02/24 22:30	EPA 8260D	
2-Chlorotoluene	ND	---	1.00	ug/L	1	01/02/24 22:30	EPA 8260D	
4-Chlorotoluene	ND	---	1.00	ug/L	1	01/02/24 22:30	EPA 8260D	
Dibromochloromethane	ND	---	1.00	ug/L	1	01/02/24 22:30	EPA 8260D	
1,2-Dibromo-3-chloropropane	ND	---	5.00	ug/L	1	01/02/24 22:30	EPA 8260D	
1,2-Dibromoethane (EDB)	ND	---	0.500	ug/L	1	01/02/24 22:30	EPA 8260D	

Apex Laboratories

The results in this report apply to the samples analyzed in accordance with the chain of custody document(s) and updated by any subsequent written communications. This analytical report must be reproduced in its entirety.



ANALYTICAL REPORT

Apex Laboratories, LLC

6700 S.W. Sandburg Street
Tigard, OR 97223
503-718-2323
ORELAP ID: OR100062

WSP USA Environment & Infrastructure Inc. 15862 SW 72nd Ave. Suite 150 Portland, OR 97224	Project: Mailwell Project Number: 361M119101 Project Manager: John Kuiper	Report ID: A3L1535 - 01 05 24 1721
--	--	---

ANALYTICAL SAMPLE RESULTS

Halogenated Volatile Organic Compounds by EPA 8260D

Analyte	Sample Result	Detection Limit	Reporting Limit	Units	Dilution	Date Analyzed	Method Ref.	Notes
MW-5-20231220 (A3L1535-06)			Matrix: Water			Batch: 24A0035		
Dibromomethane	ND	---	1.00	ug/L	1	01/02/24 22:30	EPA 8260D	
1,2-Dichlorobenzene	ND	---	0.500	ug/L	1	01/02/24 22:30	EPA 8260D	
1,3-Dichlorobenzene	ND	---	0.500	ug/L	1	01/02/24 22:30	EPA 8260D	
1,4-Dichlorobenzene	ND	---	0.500	ug/L	1	01/02/24 22:30	EPA 8260D	
Dichlorodifluoromethane	ND	---	1.00	ug/L	1	01/02/24 22:30	EPA 8260D	
1,1-Dichloroethane	ND	---	0.400	ug/L	1	01/02/24 22:30	EPA 8260D	
1,2-Dichloroethane (EDC)	ND	---	0.400	ug/L	1	01/02/24 22:30	EPA 8260D	
1,1-Dichloroethene	ND	---	0.400	ug/L	1	01/02/24 22:30	EPA 8260D	
cis-1,2-Dichloroethene	12.0	---	0.400	ug/L	1	01/02/24 22:30	EPA 8260D	
trans-1,2-Dichloroethene	ND	---	0.400	ug/L	1	01/02/24 22:30	EPA 8260D	
1,2-Dichloropropane	ND	---	0.500	ug/L	1	01/02/24 22:30	EPA 8260D	
1,3-Dichloropropane	ND	---	1.00	ug/L	1	01/02/24 22:30	EPA 8260D	
2,2-Dichloropropane	ND	---	1.00	ug/L	1	01/02/24 22:30	EPA 8260D	
1,1-Dichloropropene	ND	---	1.00	ug/L	1	01/02/24 22:30	EPA 8260D	
cis-1,3-Dichloropropene	ND	---	1.00	ug/L	1	01/02/24 22:30	EPA 8260D	
trans-1,3-Dichloropropene	ND	---	1.00	ug/L	1	01/02/24 22:30	EPA 8260D	
Hexachlorobutadiene	ND	---	5.00	ug/L	1	01/02/24 22:30	EPA 8260D	
Methylene chloride	ND	---	10.0	ug/L	1	01/02/24 22:30	EPA 8260D	
1,1,1,2-Tetrachloroethane	ND	---	0.400	ug/L	1	01/02/24 22:30	EPA 8260D	
1,1,1,2,2-Tetrachloroethane	ND	---	0.500	ug/L	1	01/02/24 22:30	EPA 8260D	
1,2,3-Trichlorobenzene	ND	---	2.00	ug/L	1	01/02/24 22:30	EPA 8260D	
1,1,2-Trichloroethane	ND	---	0.500	ug/L	1	01/02/24 22:30	EPA 8260D	
1,2,4-Trichlorobenzene	ND	---	2.00	ug/L	1	01/02/24 22:30	EPA 8260D	
1,1,1-Trichloroethane	ND	---	0.400	ug/L	1	01/02/24 22:30	EPA 8260D	
Trichloroethene (TCE)	ND	---	0.400	ug/L	1	01/02/24 22:30	EPA 8260D	
Trichlorofluoromethane	ND	---	2.00	ug/L	1	01/02/24 22:30	EPA 8260D	
1,2,3-Trichloropropane	ND	---	1.00	ug/L	1	01/02/24 22:30	EPA 8260D	
Vinyl chloride	0.450	---	0.200	ug/L	1	01/02/24 22:30	EPA 8260D	
<i>Surrogate: 1,4-Difluorobenzene (Surr)</i>			<i>Recovery: 98 %</i>	<i>Limits: 80-120 %</i>	<i>1</i>	<i>01/02/24 22:30</i>	<i>EPA 8260D</i>	
<i>Toluene-d8 (Surr)</i>			<i>98 %</i>	<i>80-120 %</i>	<i>1</i>	<i>01/02/24 22:30</i>	<i>EPA 8260D</i>	
<i>4-Bromofluorobenzene (Surr)</i>			<i>100 %</i>	<i>80-120 %</i>	<i>1</i>	<i>01/02/24 22:30</i>	<i>EPA 8260D</i>	

MW-5-20231220 (A3L1535-06RE1) Matrix: Water Batch: 24A0080

Apex Laboratories

The results in this report apply to the samples analyzed in accordance with the chain of custody document(s) and updated by any subsequent written communications. This analytical report must be reproduced in its entirety.



ANALYTICAL REPORT

Apex Laboratories, LLC

6700 S.W. Sandburg Street
Tigard, OR 97223
503-718-2323
ORELAP ID: OR100062

WSP USA Environment & Infrastructure Inc. 15862 SW 72nd Ave. Suite 150 Portland, OR 97224	Project: Mailwell Project Number: 361M119101 Project Manager: John Kuiper	Report ID: A3L1535 - 01 05 24 1721
--	--	---

ANALYTICAL SAMPLE RESULTS

Halogenated Volatile Organic Compounds by EPA 8260D

Analyte	Sample Result	Detection Limit	Reporting Limit	Units	Dilution	Date Analyzed	Method Ref.	Notes
MW-5-20231220 (A3L1535-06RE1)			Matrix: Water		Batch: 24A0080			
Tetrachloroethene (PCE)	ND	---	0.400	ug/L	1	01/03/24 13:38	EPA 8260D	
<i>Surrogate: 1,4-Difluorobenzene (Surr)</i>			<i>Recovery: 104 %</i>	<i>Limits: 80-120 %</i>	<i>1</i>	<i>01/03/24 13:38</i>	<i>EPA 8260D</i>	
<i>Toluene-d8 (Surr)</i>			<i>102 %</i>	<i>80-120 %</i>	<i>1</i>	<i>01/03/24 13:38</i>	<i>EPA 8260D</i>	
<i>4-Bromofluorobenzene (Surr)</i>			<i>105 %</i>	<i>80-120 %</i>	<i>1</i>	<i>01/03/24 13:38</i>	<i>EPA 8260D</i>	
MW-6-20231220 (A3L1535-07)			Matrix: Water		Batch: 24A0035			
Bromobenzene	ND	---	0.500	ug/L	1	01/02/24 22:57	EPA 8260D	
Bromochloromethane	ND	---	1.00	ug/L	1	01/02/24 22:57	EPA 8260D	
Bromodichloromethane	ND	---	1.00	ug/L	1	01/02/24 22:57	EPA 8260D	
Bromoform	ND	---	1.00	ug/L	1	01/02/24 22:57	EPA 8260D	
Bromomethane	ND	---	5.00	ug/L	1	01/02/24 22:57	EPA 8260D	
Carbon tetrachloride	ND	---	1.00	ug/L	1	01/02/24 22:57	EPA 8260D	
Chlorobenzene	ND	---	0.500	ug/L	1	01/02/24 22:57	EPA 8260D	
Chloroethane	ND	---	5.00	ug/L	1	01/02/24 22:57	EPA 8260D	
Chloroform	ND	---	1.00	ug/L	1	01/02/24 22:57	EPA 8260D	
Chloromethane	ND	---	5.00	ug/L	1	01/02/24 22:57	EPA 8260D	
2-Chlorotoluene	ND	---	1.00	ug/L	1	01/02/24 22:57	EPA 8260D	
4-Chlorotoluene	ND	---	1.00	ug/L	1	01/02/24 22:57	EPA 8260D	
Dibromochloromethane	ND	---	1.00	ug/L	1	01/02/24 22:57	EPA 8260D	
1,2-Dibromo-3-chloropropane	ND	---	5.00	ug/L	1	01/02/24 22:57	EPA 8260D	
1,2-Dibromoethane (EDB)	ND	---	0.500	ug/L	1	01/02/24 22:57	EPA 8260D	
Dibromomethane	ND	---	1.00	ug/L	1	01/02/24 22:57	EPA 8260D	
1,2-Dichlorobenzene	ND	---	0.500	ug/L	1	01/02/24 22:57	EPA 8260D	
1,3-Dichlorobenzene	ND	---	0.500	ug/L	1	01/02/24 22:57	EPA 8260D	
1,4-Dichlorobenzene	ND	---	0.500	ug/L	1	01/02/24 22:57	EPA 8260D	
Dichlorodifluoromethane	ND	---	1.00	ug/L	1	01/02/24 22:57	EPA 8260D	
1,1-Dichloroethane	ND	---	0.400	ug/L	1	01/02/24 22:57	EPA 8260D	
1,2-Dichloroethane (EDC)	ND	---	0.400	ug/L	1	01/02/24 22:57	EPA 8260D	
1,1-Dichloroethene	ND	---	0.400	ug/L	1	01/02/24 22:57	EPA 8260D	
cis-1,2-Dichloroethene	1.87	---	0.400	ug/L	1	01/02/24 22:57	EPA 8260D	
trans-1,2-Dichloroethene	ND	---	0.400	ug/L	1	01/02/24 22:57	EPA 8260D	
1,2-Dichloropropane	ND	---	0.500	ug/L	1	01/02/24 22:57	EPA 8260D	
1,3-Dichloropropane	ND	---	1.00	ug/L	1	01/02/24 22:57	EPA 8260D	

Apex Laboratories

The results in this report apply to the samples analyzed in accordance with the chain of custody document(s) and updated by any subsequent written communications. This analytical report must be reproduced in its entirety.



ANALYTICAL REPORT

Apex Laboratories, LLC

6700 S.W. Sandburg Street
Tigard, OR 97223
503-718-2323
ORELAP ID: OR100062

WSP USA Environment & Infrastructure Inc. 15862 SW 72nd Ave. Suite 150 Portland, OR 97224	Project: Mailwell Project Number: 361M119101 Project Manager: John Kuiper	Report ID: A3L1535 - 01 05 24 1721
--	--	---

ANALYTICAL SAMPLE RESULTS

Halogenated Volatile Organic Compounds by EPA 8260D

Analyte	Sample Result	Detection Limit	Reporting Limit	Units	Dilution	Date Analyzed	Method Ref.	Notes
MW-6-20231220 (A3L1535-07)			Matrix: Water			Batch: 24A0035		
2,2-Dichloropropane	ND	---	1.00	ug/L	1	01/02/24 22:57	EPA 8260D	
1,1-Dichloropropene	ND	---	1.00	ug/L	1	01/02/24 22:57	EPA 8260D	
cis-1,3-Dichloropropene	ND	---	1.00	ug/L	1	01/02/24 22:57	EPA 8260D	
trans-1,3-Dichloropropene	ND	---	1.00	ug/L	1	01/02/24 22:57	EPA 8260D	
Hexachlorobutadiene	ND	---	5.00	ug/L	1	01/02/24 22:57	EPA 8260D	
Methylene chloride	ND	---	10.0	ug/L	1	01/02/24 22:57	EPA 8260D	
1,1,1,2-Tetrachloroethane	ND	---	0.400	ug/L	1	01/02/24 22:57	EPA 8260D	
1,1,2,2-Tetrachloroethane	ND	---	0.500	ug/L	1	01/02/24 22:57	EPA 8260D	
1,2,3-Trichlorobenzene	ND	---	2.00	ug/L	1	01/02/24 22:57	EPA 8260D	
1,1,2-Trichloroethane	ND	---	0.500	ug/L	1	01/02/24 22:57	EPA 8260D	
1,2,4-Trichlorobenzene	ND	---	2.00	ug/L	1	01/02/24 22:57	EPA 8260D	
1,1,1-Trichloroethane	ND	---	0.400	ug/L	1	01/02/24 22:57	EPA 8260D	
Trichloroethene (TCE)	ND	---	0.400	ug/L	1	01/02/24 22:57	EPA 8260D	
Trichlorofluoromethane	ND	---	2.00	ug/L	1	01/02/24 22:57	EPA 8260D	
1,2,3-Trichloropropane	ND	---	1.00	ug/L	1	01/02/24 22:57	EPA 8260D	
Vinyl chloride	ND	---	0.200	ug/L	1	01/02/24 22:57	EPA 8260D	
<i>Surrogate: 1,4-Difluorobenzene (Surr)</i>			<i>Recovery: 102 %</i>	<i>Limits: 80-120 %</i>	<i>1</i>	<i>01/02/24 22:57</i>	<i>EPA 8260D</i>	
<i>Toluene-d8 (Surr)</i>			<i>98 %</i>	<i>80-120 %</i>	<i>1</i>	<i>01/02/24 22:57</i>	<i>EPA 8260D</i>	
<i>4-Bromofluorobenzene (Surr)</i>			<i>100 %</i>	<i>80-120 %</i>	<i>1</i>	<i>01/02/24 22:57</i>	<i>EPA 8260D</i>	
MW-6-20231220 (A3L1535-07RE1)			Matrix: Water			Batch: 24A0080		
Tetrachloroethene (PCE)	ND	---	0.400	ug/L	1	01/03/24 14:00	EPA 8260D	
<i>Surrogate: 1,4-Difluorobenzene (Surr)</i>			<i>Recovery: 101 %</i>	<i>Limits: 80-120 %</i>	<i>1</i>	<i>01/03/24 14:00</i>	<i>EPA 8260D</i>	
<i>Toluene-d8 (Surr)</i>			<i>104 %</i>	<i>80-120 %</i>	<i>1</i>	<i>01/03/24 14:00</i>	<i>EPA 8260D</i>	
<i>4-Bromofluorobenzene (Surr)</i>			<i>103 %</i>	<i>80-120 %</i>	<i>1</i>	<i>01/03/24 14:00</i>	<i>EPA 8260D</i>	
MW-7-20231220 (A3L1535-08RE1)			Matrix: Water			Batch: 24A0080		
Bromobenzene	ND	---	2.50	ug/L	5	01/03/24 14:45	EPA 8260D	
Bromochloromethane	ND	---	5.00	ug/L	5	01/03/24 14:45	EPA 8260D	
Bromodichloromethane	ND	---	5.00	ug/L	5	01/03/24 14:45	EPA 8260D	
Bromoform	ND	---	5.00	ug/L	5	01/03/24 14:45	EPA 8260D	
Bromomethane	ND	---	25.0	ug/L	5	01/03/24 14:45	EPA 8260D	
Carbon tetrachloride	ND	---	5.00	ug/L	5	01/03/24 14:45	EPA 8260D	
Chlorobenzene	ND	---	2.50	ug/L	5	01/03/24 14:45	EPA 8260D	

Apex Laboratories

The results in this report apply to the samples analyzed in accordance with the chain of custody document(s) and updated by any subsequent written communications. This analytical report must be reproduced in its entirety.



ANALYTICAL REPORT

Apex Laboratories, LLC

6700 S.W. Sandburg Street
Tigard, OR 97223
503-718-2323
ORELAP ID: OR100062

WSP USA Environment & Infrastructure Inc. 15862 SW 72nd Ave. Suite 150 Portland, OR 97224	Project: Mailwell Project Number: 361M119101 Project Manager: John Kuiper	Report ID: A3L1535 - 01 05 24 1721
--	--	---

ANALYTICAL SAMPLE RESULTS

Halogenated Volatile Organic Compounds by EPA 8260D

Analyte	Sample Result	Detection Limit	Reporting Limit	Units	Dilution	Date Analyzed	Method Ref.	Notes
MW-7-20231220 (A3L1535-08RE1)			Matrix: Water			Batch: 24A0080		
Chloroethane	ND	---	25.0	ug/L	5	01/03/24 14:45	EPA 8260D	
Chloroform	ND	---	5.00	ug/L	5	01/03/24 14:45	EPA 8260D	
Chloromethane	ND	---	25.0	ug/L	5	01/03/24 14:45	EPA 8260D	
2-Chlorotoluene	ND	---	5.00	ug/L	5	01/03/24 14:45	EPA 8260D	
4-Chlorotoluene	ND	---	5.00	ug/L	5	01/03/24 14:45	EPA 8260D	
Dibromochloromethane	ND	---	5.00	ug/L	5	01/03/24 14:45	EPA 8260D	
1,2-Dibromo-3-chloropropane	ND	---	25.0	ug/L	5	01/03/24 14:45	EPA 8260D	
1,2-Dibromoethane (EDB)	ND	---	2.50	ug/L	5	01/03/24 14:45	EPA 8260D	
Dibromomethane	ND	---	5.00	ug/L	5	01/03/24 14:45	EPA 8260D	
1,2-Dichlorobenzene	ND	---	2.50	ug/L	5	01/03/24 14:45	EPA 8260D	
1,3-Dichlorobenzene	ND	---	2.50	ug/L	5	01/03/24 14:45	EPA 8260D	
1,4-Dichlorobenzene	ND	---	2.50	ug/L	5	01/03/24 14:45	EPA 8260D	
Dichlorodifluoromethane	ND	---	5.00	ug/L	5	01/03/24 14:45	EPA 8260D	
1,1-Dichloroethane	ND	---	2.00	ug/L	5	01/03/24 14:45	EPA 8260D	
1,2-Dichloroethane (EDC)	ND	---	2.00	ug/L	5	01/03/24 14:45	EPA 8260D	
1,1-Dichloroethene	3.05	---	2.00	ug/L	5	01/03/24 14:45	EPA 8260D	
cis-1,2-Dichloroethene	615	---	2.00	ug/L	5	01/03/24 14:45	EPA 8260D	
trans-1,2-Dichloroethene	ND	---	2.00	ug/L	5	01/03/24 14:45	EPA 8260D	
1,2-Dichloropropane	ND	---	2.50	ug/L	5	01/03/24 14:45	EPA 8260D	
1,3-Dichloropropane	ND	---	5.00	ug/L	5	01/03/24 14:45	EPA 8260D	
2,2-Dichloropropane	ND	---	5.00	ug/L	5	01/03/24 14:45	EPA 8260D	
1,1-Dichloropropene	ND	---	5.00	ug/L	5	01/03/24 14:45	EPA 8260D	
cis-1,3-Dichloropropene	ND	---	5.00	ug/L	5	01/03/24 14:45	EPA 8260D	
trans-1,3-Dichloropropene	ND	---	5.00	ug/L	5	01/03/24 14:45	EPA 8260D	
Hexachlorobutadiene	ND	---	25.0	ug/L	5	01/03/24 14:45	EPA 8260D	
Methylene chloride	ND	---	50.0	ug/L	5	01/03/24 14:45	EPA 8260D	
1,1,1,2-Tetrachloroethane	ND	---	2.00	ug/L	5	01/03/24 14:45	EPA 8260D	
1,1,2,2-Tetrachloroethane	ND	---	2.50	ug/L	5	01/03/24 14:45	EPA 8260D	
Tetrachloroethene (PCE)	45.6	---	2.00	ug/L	5	01/03/24 14:45	EPA 8260D	
1,2,3-Trichlorobenzene	ND	---	10.0	ug/L	5	01/03/24 14:45	EPA 8260D	
1,1,2-Trichloroethane	ND	---	2.50	ug/L	5	01/03/24 14:45	EPA 8260D	
1,2,4-Trichlorobenzene	ND	---	10.0	ug/L	5	01/03/24 14:45	EPA 8260D	
1,1,1-Trichloroethane	ND	---	2.00	ug/L	5	01/03/24 14:45	EPA 8260D	

Apex Laboratories

The results in this report apply to the samples analyzed in accordance with the chain of custody document(s) and updated by any subsequent written communications. This analytical report must be reproduced in its entirety.



ANALYTICAL REPORT

Apex Laboratories, LLC

6700 S.W. Sandburg Street
Tigard, OR 97223
503-718-2323
ORELAP ID: OR100062

WSP USA Environment & Infrastructure Inc. 15862 SW 72nd Ave. Suite 150 Portland, OR 97224	Project: Mailwell Project Number: 361M119101 Project Manager: John Kuiper	Report ID: A3L1535 - 01 05 24 1721
--	--	---

ANALYTICAL SAMPLE RESULTS

Halogenated Volatile Organic Compounds by EPA 8260D

Analyte	Sample Result	Detection Limit	Reporting Limit	Units	Dilution	Date Analyzed	Method Ref.	Notes
MW-7-20231220 (A3L1535-08RE1)			Matrix: Water			Batch: 24A0080		
Trichloroethene (TCE)	18.1	---	2.00	ug/L	5	01/03/24 14:45	EPA 8260D	
Trichlorofluoromethane	ND	---	10.0	ug/L	5	01/03/24 14:45	EPA 8260D	
1,2,3-Trichloropropane	ND	---	5.00	ug/L	5	01/03/24 14:45	EPA 8260D	
Vinyl chloride	72.0	---	1.00	ug/L	5	01/03/24 14:45	EPA 8260D	
<i>Surrogate: 1,4-Difluorobenzene (Surr)</i>		<i>Recovery: 100 %</i>		<i>Limits: 80-120 %</i>		<i>1</i>	<i>01/03/24 14:45</i>	<i>EPA 8260D</i>
<i>Toluene-d8 (Surr)</i>		<i>103 %</i>		<i>80-120 %</i>		<i>1</i>	<i>01/03/24 14:45</i>	<i>EPA 8260D</i>
<i>4-Bromofluorobenzene (Surr)</i>		<i>104 %</i>		<i>80-120 %</i>		<i>1</i>	<i>01/03/24 14:45</i>	<i>EPA 8260D</i>

Apex Laboratories

Philip Nerenberg, Lab Director

The results in this report apply to the samples analyzed in accordance with the chain of custody document(s) and updated by any subsequent written communications. This analytical report must be reproduced in its entirety.



ANALYTICAL REPORT

Apex Laboratories, LLC

6700 S.W. Sandburg Street
Tigard, OR 97223
503-718-2323
ORELAP ID: OR100062

WSP USA Environment & Infrastructure Inc. 15862 SW 72nd Ave. Suite 150 Portland, OR 97224	Project: Mailwell Project Number: 361M119101 Project Manager: John Kuiper	Report ID: A3L1535 - 01 05 24 1721
--	--	---

QUALITY CONTROL (QC) SAMPLE RESULTS

Halogenated Volatile Organic Compounds by EPA 8260D

Analyte	Result	Detection Limit	Reporting Limit	Units	Dilution	Spike Amount	Source Result	% REC	% REC Limits	RPD	RPD Limit	Notes
Batch 23L1065 - EPA 5030C						Water						
Blank (23L1065-BLK1)			Prepared: 12/28/23 12:34 Analyzed: 12/29/23 05:47									
EPA 8260D												
Bromobenzene	ND	---	0.500	ug/L	1	---	---	---	---	---	---	
Bromochloromethane	ND	---	1.00	ug/L	1	---	---	---	---	---	---	
Bromodichloromethane	ND	---	1.00	ug/L	1	---	---	---	---	---	---	
Bromoform	ND	---	1.00	ug/L	1	---	---	---	---	---	---	
Bromomethane	ND	---	5.00	ug/L	1	---	---	---	---	---	---	
Carbon tetrachloride	ND	---	1.00	ug/L	1	---	---	---	---	---	---	
Chlorobenzene	ND	---	0.500	ug/L	1	---	---	---	---	---	---	
Chloroethane	ND	---	5.00	ug/L	1	---	---	---	---	---	---	
Chloroform	ND	---	1.00	ug/L	1	---	---	---	---	---	---	
Chloromethane	ND	---	5.00	ug/L	1	---	---	---	---	---	---	
2-Chlorotoluene	ND	---	1.00	ug/L	1	---	---	---	---	---	---	
4-Chlorotoluene	ND	---	1.00	ug/L	1	---	---	---	---	---	---	
Dibromochloromethane	ND	---	1.00	ug/L	1	---	---	---	---	---	---	
1,2-Dibromo-3-chloropropane	ND	---	5.00	ug/L	1	---	---	---	---	---	---	
1,2-Dibromoethane (EDB)	ND	---	0.500	ug/L	1	---	---	---	---	---	---	
Dibromomethane	ND	---	1.00	ug/L	1	---	---	---	---	---	---	
1,2-Dichlorobenzene	ND	---	0.500	ug/L	1	---	---	---	---	---	---	
1,3-Dichlorobenzene	ND	---	0.500	ug/L	1	---	---	---	---	---	---	
1,4-Dichlorobenzene	ND	---	0.500	ug/L	1	---	---	---	---	---	---	
Dichlorodifluoromethane	ND	---	1.00	ug/L	1	---	---	---	---	---	---	
1,1-Dichloroethane	ND	---	0.400	ug/L	1	---	---	---	---	---	---	
1,2-Dichloroethane (EDC)	ND	---	0.400	ug/L	1	---	---	---	---	---	---	
1,1-Dichloroethene	ND	---	0.400	ug/L	1	---	---	---	---	---	---	
cis-1,2-Dichloroethene	ND	---	0.400	ug/L	1	---	---	---	---	---	---	
trans-1,2-Dichloroethene	ND	---	0.400	ug/L	1	---	---	---	---	---	---	
1,2-Dichloropropane	ND	---	0.500	ug/L	1	---	---	---	---	---	---	
1,3-Dichloropropane	ND	---	1.00	ug/L	1	---	---	---	---	---	---	
2,2-Dichloropropane	ND	---	1.00	ug/L	1	---	---	---	---	---	---	
1,1-Dichloropropene	ND	---	1.00	ug/L	1	---	---	---	---	---	---	
cis-1,3-Dichloropropene	ND	---	1.00	ug/L	1	---	---	---	---	---	---	
trans-1,3-Dichloropropene	ND	---	1.00	ug/L	1	---	---	---	---	---	---	
Hexachlorobutadiene	ND	---	5.00	ug/L	1	---	---	---	---	---	---	
Methylene chloride	ND	---	10.0	ug/L	1	---	---	---	---	---	---	

Apex Laboratories

The results in this report apply to the samples analyzed in accordance with the chain of custody document(s) and updated by any subsequent written communications. This analytical report must be reproduced in its entirety.



ANALYTICAL REPORT

Apex Laboratories, LLC

6700 S.W. Sandburg Street
Tigard, OR 97223
503-718-2323
ORELAP ID: OR100062

WSP USA Environment & Infrastructure Inc. 15862 SW 72nd Ave. Suite 150 Portland, OR 97224	Project: Mailwell Project Number: 361M119101 Project Manager: John Kuiper	Report ID: A3L1535 - 01 05 24 1721
--	--	---

QUALITY CONTROL (QC) SAMPLE RESULTS

Halogenated Volatile Organic Compounds by EPA 8260D

Analyte	Result	Detection Limit	Reporting Limit	Units	Dilution	Spike Amount	Source Result	% REC	% REC Limits	RPD	RPD Limit	Notes
Batch 23L1065 - EPA 5030C												
Water												
Blank (23L1065-BLK1)			Prepared: 12/28/23 12:34 Analyzed: 12/29/23 05:47									
1,1,1,2-Tetrachloroethane	ND	---	0.400	ug/L	1	---	---	---	---	---	---	
1,1,2,2-Tetrachloroethane	ND	---	0.500	ug/L	1	---	---	---	---	---	---	
Tetrachloroethene (PCE)	ND	---	0.400	ug/L	1	---	---	---	---	---	---	
1,2,3-Trichlorobenzene	ND	---	2.00	ug/L	1	---	---	---	---	---	---	
1,1,2-Trichloroethane	ND	---	0.500	ug/L	1	---	---	---	---	---	---	
1,2,4-Trichlorobenzene	ND	---	2.00	ug/L	1	---	---	---	---	---	---	
1,1,1-Trichloroethane	ND	---	0.400	ug/L	1	---	---	---	---	---	---	
Trichloroethene (TCE)	ND	---	0.400	ug/L	1	---	---	---	---	---	---	
Trichlorofluoromethane	ND	---	2.00	ug/L	1	---	---	---	---	---	---	
1,2,3-Trichloropropane	ND	---	1.00	ug/L	1	---	---	---	---	---	---	
Vinyl chloride	ND	---	0.200	ug/L	1	---	---	---	---	---	---	
<i>Surr: 1,4-Difluorobenzene (Surr)</i>		<i>Recovery: 101 %</i>		<i>Limits: 80-120 %</i>		<i>Dilution: 1x</i>						
<i>Toluene-d8 (Surr)</i>		<i>95 %</i>		<i>80-120 %</i>		<i>"</i>						
<i>4-Bromofluorobenzene (Surr)</i>		<i>102 %</i>		<i>80-120 %</i>		<i>"</i>						

LCS (23L1065-BS1)			Prepared: 12/28/23 12:34 Analyzed: 12/29/23 04:26									
EPA 8260D												
Bromobenzene	19.8	---	0.500	ug/L	1	20.0	---	99	80-120%	---	---	
Bromochloromethane	17.0	---	1.00	ug/L	1	20.0	---	85	80-120%	---	---	
Bromodichloromethane	21.2	---	1.00	ug/L	1	20.0	---	106	80-120%	---	---	
Bromoform	21.8	---	1.00	ug/L	1	20.0	---	109	80-120%	---	---	
Bromomethane	32.9	---	5.00	ug/L	1	20.0	---	164	80-120%	---	---	Q-56
Carbon tetrachloride	24.7	---	1.00	ug/L	1	20.0	---	124	80-120%	---	---	Q-56
Chlorobenzene	19.2	---	0.500	ug/L	1	20.0	---	96	80-120%	---	---	
Chloroethane	32.2	---	5.00	ug/L	1	20.0	---	161	80-120%	---	---	Q-56
Chloroform	20.4	---	1.00	ug/L	1	20.0	---	102	80-120%	---	---	
Chloromethane	15.0	---	5.00	ug/L	1	20.0	---	75	80-120%	---	---	Q-55
2-Chlorotoluene	20.4	---	1.00	ug/L	1	20.0	---	102	80-120%	---	---	
4-Chlorotoluene	19.9	---	1.00	ug/L	1	20.0	---	99	80-120%	---	---	
Dibromochloromethane	20.1	---	1.00	ug/L	1	20.0	---	100	80-120%	---	---	
1,2-Dibromo-3-chloropropane	16.2	---	5.00	ug/L	1	20.0	---	81	80-120%	---	---	
1,2-Dibromoethane (EDB)	20.9	---	0.500	ug/L	1	20.0	---	105	80-120%	---	---	
Dibromomethane	20.5	---	1.00	ug/L	1	20.0	---	102	80-120%	---	---	
1,2-Dichlorobenzene	20.6	---	0.500	ug/L	1	20.0	---	103	80-120%	---	---	

Apex Laboratories

The results in this report apply to the samples analyzed in accordance with the chain of custody document(s) and updated by any subsequent written communications. This analytical report must be reproduced in its entirety.



ANALYTICAL REPORT

Apex Laboratories, LLC

6700 S.W. Sandburg Street
Tigard, OR 97223
503-718-2323
ORELAP ID: OR100062

WSP USA Environment & Infrastructure Inc.	Project: Mailwell	
15862 SW 72nd Ave. Suite 150	Project Number: 361M119101	Report ID:
Portland, OR 97224	Project Manager: John Kuiper	A3L1535 - 01 05 24 1721

QUALITY CONTROL (QC) SAMPLE RESULTS

Halogenated Volatile Organic Compounds by EPA 8260D

Analyte	Result	Detection Limit	Reporting Limit	Units	Dilution	Spike Amount	Source Result	% REC	% REC Limits	RPD	RPD Limit	Notes
Batch 23L1065 - EPA 5030C						Water						
LCS (23L1065-BS1)			Prepared: 12/28/23 12:34 Analyzed: 12/29/23 04:26									
1,3-Dichlorobenzene	20.9	---	0.500	ug/L	1	20.0	---	104	80-120%	---	---	
1,4-Dichlorobenzene	19.0	---	0.500	ug/L	1	20.0	---	95	80-120%	---	---	
Dichlorodifluoromethane	22.5	---	1.00	ug/L	1	20.0	---	112	80-120%	---	---	
1,1-Dichloroethane	17.7	---	0.400	ug/L	1	20.0	---	89	80-120%	---	---	
1,2-Dichloroethane (EDC)	20.3	---	0.400	ug/L	1	20.0	---	101	80-120%	---	---	
1,1-Dichloroethene	21.1	---	0.400	ug/L	1	20.0	---	106	80-120%	---	---	
cis-1,2-Dichloroethene	17.6	---	0.400	ug/L	1	20.0	---	88	80-120%	---	---	
trans-1,2-Dichloroethene	17.8	---	0.400	ug/L	1	20.0	---	89	80-120%	---	---	
1,2-Dichloropropane	15.6	---	0.500	ug/L	1	20.0	---	78	80-120%	---	---	Q-55
1,3-Dichloropropane	18.8	---	1.00	ug/L	1	20.0	---	94	80-120%	---	---	
2,2-Dichloropropane	24.6	---	1.00	ug/L	1	20.0	---	123	80-120%	---	---	Q-56
1,1-Dichloropropene	21.1	---	1.00	ug/L	1	20.0	---	106	80-120%	---	---	
cis-1,3-Dichloropropene	16.9	---	1.00	ug/L	1	20.0	---	84	80-120%	---	---	
trans-1,3-Dichloropropene	19.4	---	1.00	ug/L	1	20.0	---	97	80-120%	---	---	
Hexachlorobutadiene	24.4	---	5.00	ug/L	1	20.0	---	122	80-120%	---	---	Q-56
Methylene chloride	18.2	---	10.0	ug/L	1	20.0	---	91	80-120%	---	---	
1,1,1,2-Tetrachloroethane	24.1	---	0.400	ug/L	1	20.0	---	120	80-120%	---	---	
1,1,2,2-Tetrachloroethane	14.0	---	0.500	ug/L	1	20.0	---	70	80-120%	---	---	Q-55
Tetrachloroethene (PCE)	23.0	---	0.400	ug/L	1	20.0	---	115	80-120%	---	---	
1,2,3-Trichlorobenzene	23.3	---	2.00	ug/L	1	20.0	---	117	80-120%	---	---	
1,1,2-Trichloroethane	18.9	---	0.500	ug/L	1	20.0	---	94	80-120%	---	---	
1,2,4-Trichlorobenzene	20.4	---	2.00	ug/L	1	20.0	---	102	80-120%	---	---	
1,1,1-Trichloroethane	24.8	---	0.400	ug/L	1	20.0	---	124	80-120%	---	---	Q-56
Trichloroethene (TCE)	21.2	---	0.400	ug/L	1	20.0	---	106	80-120%	---	---	
Trichlorofluoromethane	34.8	---	2.00	ug/L	1	20.0	---	174	80-120%	---	---	Q-56
1,2,3-Trichloropropane	19.9	---	1.00	ug/L	1	20.0	---	100	80-120%	---	---	
Vinyl chloride	16.8	---	0.200	ug/L	1	20.0	---	84	80-120%	---	---	
<i>Surr: 1,4-Difluorobenzene (Surr)</i>		<i>Recovery: 94 %</i>		<i>Limits: 80-120 %</i>		<i>Dilution: 1x</i>						
<i>Toluene-d8 (Surr)</i>		<i>92 %</i>		<i>80-120 %</i>		<i>"</i>						
<i>4-Bromofluorobenzene (Surr)</i>		<i>101 %</i>		<i>80-120 %</i>		<i>"</i>						

Duplicate (23L1065-DUP1)						Prepared: 12/28/23 15:59 Analyzed: 12/29/23 19:48						T-02
QC Source Sample: Non-SDG (A3L1526-01)												
Bromobenzene	ND	---	0.500	ug/L	1	---	ND	---	---	---	30%	

Apex Laboratories

The results in this report apply to the samples analyzed in accordance with the chain of custody document(s) and updated by any subsequent written communications. This analytical report must be reproduced in its entirety.



ANALYTICAL REPORT

Apex Laboratories, LLC

6700 S.W. Sandburg Street
Tigard, OR 97223
503-718-2323
ORELAP ID: OR100062

WSP USA Environment & Infrastructure Inc. 15862 SW 72nd Ave. Suite 150 Portland, OR 97224	Project: Mailwell Project Number: 361M119101 Project Manager: John Kuiper	Report ID: A3L1535 - 01 05 24 1721
--	--	--

QUALITY CONTROL (QC) SAMPLE RESULTS

Halogenated Volatile Organic Compounds by EPA 8260D

Analyte	Result	Detection Limit	Reporting Limit	Units	Dilution	Spike Amount	Source Result	% REC	% REC Limits	RPD	RPD Limit	Notes
Batch 23L1065 - EPA 5030C						Water						
Duplicate (23L1065-DUP1)						Prepared: 12/28/23 15:59 Analyzed: 12/29/23 19:48						T-02
QC Source Sample: Non-SDG (A3L1526-01)												
Bromochloromethane	ND	---	1.00	ug/L	1	---	ND	---	---	---	30%	
Bromodichloromethane	ND	---	1.00	ug/L	1	---	ND	---	---	---	30%	
Bromoform	ND	---	1.00	ug/L	1	---	ND	---	---	---	30%	
Bromomethane	ND	---	5.00	ug/L	1	---	ND	---	---	---	30%	
Carbon tetrachloride	ND	---	1.00	ug/L	1	---	ND	---	---	---	30%	
Chlorobenzene	ND	---	0.500	ug/L	1	---	ND	---	---	---	30%	
Chloroethane	ND	---	5.00	ug/L	1	---	ND	---	---	---	30%	
Chloroform	ND	---	1.00	ug/L	1	---	ND	---	---	---	30%	
Chloromethane	ND	---	5.00	ug/L	1	---	ND	---	---	---	30%	
2-Chlorotoluene	ND	---	1.00	ug/L	1	---	ND	---	---	---	30%	
4-Chlorotoluene	ND	---	1.00	ug/L	1	---	ND	---	---	---	30%	
Dibromochloromethane	ND	---	1.00	ug/L	1	---	ND	---	---	---	30%	
1,2-Dibromo-3-chloropropane	ND	---	5.00	ug/L	1	---	ND	---	---	---	30%	
1,2-Dibromoethane (EDB)	ND	---	0.500	ug/L	1	---	ND	---	---	---	30%	
Dibromomethane	ND	---	1.00	ug/L	1	---	ND	---	---	---	30%	
1,2-Dichlorobenzene	ND	---	0.500	ug/L	1	---	ND	---	---	---	30%	
1,3-Dichlorobenzene	ND	---	0.500	ug/L	1	---	ND	---	---	---	30%	
1,4-Dichlorobenzene	ND	---	0.500	ug/L	1	---	ND	---	---	---	30%	
Dichlorodifluoromethane	ND	---	1.00	ug/L	1	---	ND	---	---	---	30%	
1,1-Dichloroethane	ND	---	0.400	ug/L	1	---	ND	---	---	---	30%	
1,2-Dichloroethane (EDC)	ND	---	0.400	ug/L	1	---	ND	---	---	---	30%	
1,1-Dichloroethene	ND	---	0.400	ug/L	1	---	ND	---	---	---	30%	
cis-1,2-Dichloroethene	ND	---	0.400	ug/L	1	---	ND	---	---	---	30%	
trans-1,2-Dichloroethene	ND	---	0.400	ug/L	1	---	ND	---	---	---	30%	
1,2-Dichloropropane	ND	---	0.500	ug/L	1	---	ND	---	---	---	30%	
1,3-Dichloropropane	ND	---	1.00	ug/L	1	---	ND	---	---	---	30%	
2,2-Dichloropropane	ND	---	1.00	ug/L	1	---	ND	---	---	---	30%	
1,1-Dichloropropene	ND	---	1.00	ug/L	1	---	ND	---	---	---	30%	
cis-1,3-Dichloropropene	ND	---	1.00	ug/L	1	---	ND	---	---	---	30%	
trans-1,3-Dichloropropene	ND	---	1.00	ug/L	1	---	ND	---	---	---	30%	
Hexachlorobutadiene	ND	---	5.00	ug/L	1	---	ND	---	---	---	30%	
Methylene chloride	ND	---	10.0	ug/L	1	---	ND	---	---	---	30%	
1,1,1,2-Tetrachloroethane	ND	---	0.400	ug/L	1	---	ND	---	---	---	30%	

Apex Laboratories

The results in this report apply to the samples analyzed in accordance with the chain of custody document(s) and updated by any subsequent written communications. This analytical report must be reproduced in its entirety.

Philip Nerenberg, Lab Director



ANALYTICAL REPORT

Apex Laboratories, LLC

6700 S.W. Sandburg Street
Tigard, OR 97223
503-718-2323
ORELAP ID: OR100062

WSP USA Environment & Infrastructure Inc.	Project: Mailwell	
15862 SW 72nd Ave. Suite 150	Project Number: 361M119101	Report ID:
Portland, OR 97224	Project Manager: John Kuiper	A3L1535 - 01 05 24 1721

QUALITY CONTROL (QC) SAMPLE RESULTS

Halogenated Volatile Organic Compounds by EPA 8260D

Analyte	Result	Detection Limit	Reporting Limit	Units	Dilution	Spike Amount	Source Result	% REC	% REC Limits	RPD	RPD Limit	Notes	
Batch 23L1065 - EPA 5030C						Water							
Duplicate (23L1065-DUP1)			Prepared: 12/28/23 15:59 Analyzed: 12/29/23 19:48						T-02				
QC Source Sample: Non-SDG (A3L1526-01)													
1,1,2,2-Tetrachloroethane	ND	---	0.500	ug/L	1	---	ND	---	---	---	30%		
Tetrachloroethene (PCE)	4.56	---	0.400	ug/L	1	---	4.72	---	---	3	30%		
1,2,3-Trichlorobenzene	ND	---	2.00	ug/L	1	---	ND	---	---	---	30%		
1,1,2-Trichloroethane	ND	---	0.500	ug/L	1	---	ND	---	---	---	30%		
1,2,4-Trichlorobenzene	ND	---	2.00	ug/L	1	---	ND	---	---	---	30%		
1,1,1-Trichloroethane	ND	---	0.400	ug/L	1	---	ND	---	---	---	30%		
Trichloroethene (TCE)	ND	---	0.400	ug/L	1	---	ND	---	---	---	30%		
Trichlorofluoromethane	ND	---	2.00	ug/L	1	---	ND	---	---	---	30%		
1,2,3-Trichloropropane	ND	---	1.00	ug/L	1	---	ND	---	---	---	30%		
Vinyl chloride	ND	---	0.200	ug/L	1	---	ND	---	---	---	30%		
<i>Surr: 1,4-Difluorobenzene (Surr)</i>		<i>Recovery: 103 %</i>		<i>Limits: 80-120 %</i>		<i>Dilution: 1x</i>							
<i>Toluene-d8 (Surr)</i>		<i>95 %</i>		<i>80-120 %</i>		<i>"</i>							
<i>4-Bromofluorobenzene (Surr)</i>		<i>100 %</i>		<i>80-120 %</i>		<i>"</i>							

Matrix Spike (23L1065-MS1)			Prepared: 12/28/23 15:59 Analyzed: 12/29/23 20:15						T-02				
QC Source Sample: Non-SDG (A3L1542-08)													
EPA 8260D													
Bromobenzene	20.8	---	0.500	ug/L	1	20.0	ND	104	80-120%	---	---		
Bromochloromethane	18.0	---	1.00	ug/L	1	20.0	ND	90	78-123%	---	---		
Bromodichloromethane	23.0	---	1.00	ug/L	1	20.0	ND	115	79-125%	---	---		
Bromoform	23.4	---	1.00	ug/L	1	20.0	ND	117	66-130%	---	---		
Bromomethane	30.9	---	5.00	ug/L	1	20.0	ND	155	53-141%	---	---	Q-54h	
Carbon tetrachloride	27.8	---	1.00	ug/L	1	20.0	ND	139	72-136%	---	---	Q-54f	
Chlorobenzene	21.0	---	0.500	ug/L	1	20.0	ND	105	80-120%	---	---		
Chloroethane	36.3	---	5.00	ug/L	1	20.0	ND	181	60-138%	---	---	Q-54g	
Chloroform	22.2	---	1.00	ug/L	1	20.0	ND	111	79-124%	---	---		
Chloromethane	18.9	---	5.00	ug/L	1	20.0	ND	94	50-139%	---	---	Q-54i	
2-Chlorotoluene	21.9	---	1.00	ug/L	1	20.0	ND	110	79-122%	---	---		
4-Chlorotoluene	21.0	---	1.00	ug/L	1	20.0	ND	105	78-122%	---	---		
Dibromochloromethane	21.9	---	1.00	ug/L	1	20.0	ND	110	74-126%	---	---		
1,2-Dibromo-3-chloropropane	16.8	---	5.00	ug/L	1	20.0	ND	84	62-128%	---	---		
1,2-Dibromoethane (EDB)	22.3	---	0.500	ug/L	1	20.0	ND	111	77-121%	---	---		
Dibromomethane	21.8	---	1.00	ug/L	1	20.0	ND	109	79-123%	---	---		

Apex Laboratories

The results in this report apply to the samples analyzed in accordance with the chain of custody document(s) and updated by any subsequent written communications. This analytical report must be reproduced in its entirety.



ANALYTICAL REPORT

Apex Laboratories, LLC

6700 S.W. Sandburg Street
Tigard, OR 97223
503-718-2323
ORELAP ID: OR100062

WSP USA Environment & Infrastructure Inc. 15862 SW 72nd Ave. Suite 150 Portland, OR 97224	Project: Mailwell Project Number: 361M119101 Project Manager: John Kuiper	Report ID: A3L1535 - 01 05 24 1721
--	--	---

QUALITY CONTROL (QC) SAMPLE RESULTS

Halogenated Volatile Organic Compounds by EPA 8260D

Analyte	Result	Detection Limit	Reporting Limit	Units	Dilution	Spike Amount	Source Result	% REC	% REC Limits	RPD	RPD Limit	Notes
Batch 23L1065 - EPA 5030C						Water						
Matrix Spike (23L1065-MS1)						Prepared: 12/28/23 15:59 Analyzed: 12/29/23 20:15						T-02
QC Source Sample: Non-SDG (A3L1542-08)												
1,2-Dichlorobenzene	21.5	---	0.500	ug/L	1	20.0	ND	108	80-120%	---	---	
1,3-Dichlorobenzene	21.6	---	0.500	ug/L	1	20.0	ND	108	80-120%	---	---	
1,4-Dichlorobenzene	19.8	---	0.500	ug/L	1	20.0	ND	99	79-120%	---	---	
Dichlorodifluoromethane	26.0	---	1.00	ug/L	1	20.0	ND	130	32-152%	---	---	
1,1-Dichloroethane	19.5	---	0.400	ug/L	1	20.0	ND	97	77-125%	---	---	
1,2-Dichloroethane (EDC)	21.5	---	0.400	ug/L	1	20.0	ND	107	73-128%	---	---	
1,1-Dichloroethene	21.6	---	0.400	ug/L	1	20.0	ND	108	71-131%	---	---	
cis-1,2-Dichloroethene	18.9	---	0.400	ug/L	1	20.0	ND	95	78-123%	---	---	
trans-1,2-Dichloroethene	19.0	---	0.400	ug/L	1	20.0	ND	95	75-124%	---	---	
1,2-Dichloropropane	17.0	---	0.500	ug/L	1	20.0	ND	85	78-122%	---	---	Q-54k
1,3-Dichloropropane	19.8	---	1.00	ug/L	1	20.0	ND	99	80-120%	---	---	
2,2-Dichloropropane	20.1	---	1.00	ug/L	1	20.0	ND	100	60-139%	---	---	Q-54d
1,1-Dichloropropene	23.3	---	1.00	ug/L	1	20.0	ND	117	79-125%	---	---	
cis-1,3-Dichloropropene	15.0	---	1.00	ug/L	1	20.0	ND	75	75-124%	---	---	
trans-1,3-Dichloropropene	20.0	---	1.00	ug/L	1	20.0	ND	100	73-127%	---	---	
Hexachlorobutadiene	23.9	---	5.00	ug/L	1	20.0	ND	120	66-134%	---	---	Q-54
Methylene chloride	18.9	---	10.0	ug/L	1	20.0	ND	94	74-124%	---	---	
1,1,1,2-Tetrachloroethane	25.6	---	0.400	ug/L	1	20.0	ND	128	78-124%	---	---	Q-01
1,1,2,2-Tetrachloroethane	19.4	---	0.500	ug/L	1	20.0	ND	97	71-121%	---	---	Q-54j
Tetrachloroethene (PCE)	25.0	---	0.400	ug/L	1	20.0	ND	125	74-129%	---	---	
1,2,3-Trichlorobenzene	23.0	---	2.00	ug/L	1	20.0	ND	115	69-129%	---	---	
1,1,2-Trichloroethane	20.4	---	0.500	ug/L	1	20.0	ND	102	80-120%	---	---	
1,2,4-Trichlorobenzene	20.3	---	2.00	ug/L	1	20.0	ND	101	69-130%	---	---	
1,1,1-Trichloroethane	27.6	---	0.400	ug/L	1	20.0	ND	138	74-131%	---	---	Q-54f
Trichloroethene (TCE)	19.6	---	0.400	ug/L	1	20.0	ND	98	79-123%	---	---	
Trichlorofluoromethane	41.1	---	2.00	ug/L	1	20.0	ND	206	65-141%	---	---	Q-54i
1,2,3-Trichloropropane	20.4	---	1.00	ug/L	1	20.0	ND	102	73-122%	---	---	
Vinyl chloride	19.3	---	0.200	ug/L	1	20.0	ND	96	58-137%	---	---	
<i>Surr: 1,4-Difluorobenzene (Surr)</i>			<i>Recovery: 93 %</i>	<i>Limits: 80-120 %</i>		<i>Dilution: 1x</i>						
<i>Toluene-d8 (Surr)</i>			<i>90 %</i>	<i>80-120 %</i>		<i>"</i>						
<i>4-Bromofluorobenzene (Surr)</i>			<i>101 %</i>	<i>80-120 %</i>		<i>"</i>						

Apex Laboratories

Philip Nerenberg, Lab Director

The results in this report apply to the samples analyzed in accordance with the chain of custody document(s) and updated by any subsequent written communications. This analytical report must be reproduced in its entirety.



ANALYTICAL REPORT

Apex Laboratories, LLC

6700 S.W. Sandburg Street
Tigard, OR 97223
503-718-2323
ORELAP ID: OR100062

WSP USA Environment & Infrastructure Inc.	Project: Mailwell	
15862 SW 72nd Ave. Suite 150	Project Number: 361M119101	Report ID:
Portland, OR 97224	Project Manager: John Kuiper	A3L1535 - 01 05 24 1721

QUALITY CONTROL (QC) SAMPLE RESULTS

Halogenated Volatile Organic Compounds by EPA 8260D

Analyte	Result	Detection Limit	Reporting Limit	Units	Dilution	Spike Amount	Source Result	% REC	% REC Limits	RPD	RPD Limit	Notes
Batch 24A0035 - EPA 5030C						Water						
Blank (24A0035-BLK1)			Prepared: 01/02/24 11:48 Analyzed: 01/02/24 17:59									
EPA 8260D												
Bromobenzene	ND	---	0.500	ug/L	1	---	---	---	---	---	---	
Bromochloromethane	ND	---	1.00	ug/L	1	---	---	---	---	---	---	
Bromodichloromethane	ND	---	1.00	ug/L	1	---	---	---	---	---	---	
Bromoform	ND	---	1.00	ug/L	1	---	---	---	---	---	---	
Bromomethane	ND	---	5.00	ug/L	1	---	---	---	---	---	---	
Carbon tetrachloride	ND	---	1.00	ug/L	1	---	---	---	---	---	---	
Chlorobenzene	ND	---	0.500	ug/L	1	---	---	---	---	---	---	
Chloroethane	ND	---	5.00	ug/L	1	---	---	---	---	---	---	
Chloroform	ND	---	1.00	ug/L	1	---	---	---	---	---	---	
Chloromethane	ND	---	5.00	ug/L	1	---	---	---	---	---	---	
2-Chlorotoluene	ND	---	1.00	ug/L	1	---	---	---	---	---	---	
4-Chlorotoluene	ND	---	1.00	ug/L	1	---	---	---	---	---	---	
Dibromochloromethane	ND	---	1.00	ug/L	1	---	---	---	---	---	---	
1,2-Dibromo-3-chloropropane	ND	---	5.00	ug/L	1	---	---	---	---	---	---	
1,2-Dibromoethane (EDB)	ND	---	0.500	ug/L	1	---	---	---	---	---	---	
Dibromomethane	ND	---	1.00	ug/L	1	---	---	---	---	---	---	
1,2-Dichlorobenzene	ND	---	0.500	ug/L	1	---	---	---	---	---	---	
1,3-Dichlorobenzene	ND	---	0.500	ug/L	1	---	---	---	---	---	---	
1,4-Dichlorobenzene	ND	---	0.500	ug/L	1	---	---	---	---	---	---	
Dichlorodifluoromethane	ND	---	1.00	ug/L	1	---	---	---	---	---	---	
1,1-Dichloroethane	ND	---	0.400	ug/L	1	---	---	---	---	---	---	
1,2-Dichloroethane (EDC)	ND	---	0.400	ug/L	1	---	---	---	---	---	---	
1,1-Dichloroethene	ND	---	0.400	ug/L	1	---	---	---	---	---	---	
cis-1,2-Dichloroethene	ND	---	0.400	ug/L	1	---	---	---	---	---	---	
trans-1,2-Dichloroethene	ND	---	0.400	ug/L	1	---	---	---	---	---	---	
1,2-Dichloropropane	ND	---	0.500	ug/L	1	---	---	---	---	---	---	
1,3-Dichloropropane	ND	---	1.00	ug/L	1	---	---	---	---	---	---	
2,2-Dichloropropane	ND	---	1.00	ug/L	1	---	---	---	---	---	---	
1,1-Dichloropropene	ND	---	1.00	ug/L	1	---	---	---	---	---	---	
cis-1,3-Dichloropropene	ND	---	1.00	ug/L	1	---	---	---	---	---	---	
trans-1,3-Dichloropropene	ND	---	1.00	ug/L	1	---	---	---	---	---	---	
Hexachlorobutadiene	ND	---	5.00	ug/L	1	---	---	---	---	---	---	
Methylene chloride	ND	---	10.0	ug/L	1	---	---	---	---	---	---	

Apex Laboratories

The results in this report apply to the samples analyzed in accordance with the chain of custody document(s) and updated by any subsequent written communications. This analytical report must be reproduced in its entirety.



ANALYTICAL REPORT

Apex Laboratories, LLC

6700 S.W. Sandburg Street
Tigard, OR 97223
503-718-2323
ORELAP ID: OR100062

WSP USA Environment & Infrastructure Inc. 15862 SW 72nd Ave. Suite 150 Portland, OR 97224	Project: Mailwell Project Number: 361M119101 Project Manager: John Kuiper	Report ID: A3L1535 - 01 05 24 1721
--	--	---

QUALITY CONTROL (QC) SAMPLE RESULTS

Halogenated Volatile Organic Compounds by EPA 8260D

Analyte	Result	Detection Limit	Reporting Limit	Units	Dilution	Spike Amount	Source Result	% REC	% REC Limits	RPD	RPD Limit	Notes
Batch 24A0035 - EPA 5030C						Water						
Blank (24A0035-BLK1)			Prepared: 01/02/24 11:48 Analyzed: 01/02/24 17:59									
1,1,1,2-Tetrachloroethane	ND	---	0.400	ug/L	1	---	---	---	---	---	---	
1,1,2,2-Tetrachloroethane	ND	---	0.500	ug/L	1	---	---	---	---	---	---	
Tetrachloroethene (PCE)	ND	---	0.400	ug/L	1	---	---	---	---	---	---	
1,2,3-Trichlorobenzene	ND	---	2.00	ug/L	1	---	---	---	---	---	---	
1,1,2-Trichloroethane	ND	---	0.500	ug/L	1	---	---	---	---	---	---	
1,2,4-Trichlorobenzene	ND	---	2.00	ug/L	1	---	---	---	---	---	---	
1,1,1-Trichloroethane	ND	---	0.400	ug/L	1	---	---	---	---	---	---	
Trichloroethene (TCE)	ND	---	0.400	ug/L	1	---	---	---	---	---	---	
Trichlorofluoromethane	ND	---	2.00	ug/L	1	---	---	---	---	---	---	
1,2,3-Trichloropropane	ND	---	1.00	ug/L	1	---	---	---	---	---	---	
Vinyl chloride	ND	---	0.200	ug/L	1	---	---	---	---	---	---	
<i>Surr: 1,4-Difluorobenzene (Surr)</i>		<i>Recovery: 100 %</i>		<i>Limits: 80-120 %</i>		<i>Dilution: 1x</i>						
<i>Toluene-d8 (Surr)</i>		<i>97 %</i>		<i>80-120 %</i>		<i>"</i>						
<i>4-Bromofluorobenzene (Surr)</i>		<i>102 %</i>		<i>80-120 %</i>		<i>"</i>						

LCS (24A0035-BS1)			Prepared: 01/02/24 11:48 Analyzed: 01/02/24 16:55									
EPA 8260D												
Bromobenzene	19.2	---	0.500	ug/L	1	20.0	---	96	80-120%	---	---	
Bromochloromethane	17.1	---	1.00	ug/L	1	20.0	---	86	80-120%	---	---	
Bromodichloromethane	19.9	---	1.00	ug/L	1	20.0	---	100	80-120%	---	---	
Bromoform	20.8	---	1.00	ug/L	1	20.0	---	104	80-120%	---	---	
Bromomethane	29.0	---	5.00	ug/L	1	20.0	---	145	80-120%	---	---	Q-56
Carbon tetrachloride	22.7	---	1.00	ug/L	1	20.0	---	113	80-120%	---	---	
Chlorobenzene	19.0	---	0.500	ug/L	1	20.0	---	95	80-120%	---	---	
Chloroethane	29.6	---	5.00	ug/L	1	20.0	---	148	80-120%	---	---	Q-56
Chloroform	19.4	---	1.00	ug/L	1	20.0	---	97	80-120%	---	---	
Chloromethane	17.4	---	5.00	ug/L	1	20.0	---	87	80-120%	---	---	
2-Chlorotoluene	20.4	---	1.00	ug/L	1	20.0	---	102	80-120%	---	---	
4-Chlorotoluene	19.7	---	1.00	ug/L	1	20.0	---	98	80-120%	---	---	
Dibromochloromethane	20.1	---	1.00	ug/L	1	20.0	---	100	80-120%	---	---	
1,2-Dibromo-3-chloropropane	16.2	---	5.00	ug/L	1	20.0	---	81	80-120%	---	---	
1,2-Dibromoethane (EDB)	20.7	---	0.500	ug/L	1	20.0	---	103	80-120%	---	---	
Dibromomethane	19.6	---	1.00	ug/L	1	20.0	---	98	80-120%	---	---	
1,2-Dichlorobenzene	19.8	---	0.500	ug/L	1	20.0	---	99	80-120%	---	---	

Apex Laboratories

The results in this report apply to the samples analyzed in accordance with the chain of custody document(s) and updated by any subsequent written communications. This analytical report must be reproduced in its entirety.



ANALYTICAL REPORT

Apex Laboratories, LLC

6700 S.W. Sandburg Street
Tigard, OR 97223
503-718-2323
ORELAP ID: OR100062

WSP USA Environment & Infrastructure Inc. 15862 SW 72nd Ave. Suite 150 Portland, OR 97224	Project: Mailwell Project Number: 361M119101 Project Manager: John Kuiper	Report ID: A3L1535 - 01 05 24 1721
--	--	--

QUALITY CONTROL (QC) SAMPLE RESULTS

Halogenated Volatile Organic Compounds by EPA 8260D

Analyte	Result	Detection Limit	Reporting Limit	Units	Dilution	Spike Amount	Source Result	% REC	% REC Limits	RPD	RPD Limit	Notes
Batch 24A0035 - EPA 5030C						Water						
LCS (24A0035-BS1)			Prepared: 01/02/24 11:48 Analyzed: 01/02/24 16:55									
1,3-Dichlorobenzene	20.1	---	0.500	ug/L	1	20.0	---	101	80-120%	---	---	
1,4-Dichlorobenzene	18.6	---	0.500	ug/L	1	20.0	---	93	80-120%	---	---	
Dichlorodifluoromethane	21.2	---	1.00	ug/L	1	20.0	---	106	80-120%	---	---	
1,1-Dichloroethane	17.4	---	0.400	ug/L	1	20.0	---	87	80-120%	---	---	
1,2-Dichloroethane (EDC)	19.2	---	0.400	ug/L	1	20.0	---	96	80-120%	---	---	
1,1-Dichloroethene	18.8	---	0.400	ug/L	1	20.0	---	94	80-120%	---	---	
cis-1,2-Dichloroethene	17.6	---	0.400	ug/L	1	20.0	---	88	80-120%	---	---	
trans-1,2-Dichloroethene	17.2	---	0.400	ug/L	1	20.0	---	86	80-120%	---	---	
1,2-Dichloropropane	15.6	---	0.500	ug/L	1	20.0	---	78	80-120%	---	---	Q-55
1,3-Dichloropropane	19.1	---	1.00	ug/L	1	20.0	---	95	80-120%	---	---	
2,2-Dichloropropane	28.6	---	1.00	ug/L	1	20.0	---	143	80-120%	---	---	Q-56
1,1-Dichloropropene	20.3	---	1.00	ug/L	1	20.0	---	102	80-120%	---	---	
cis-1,3-Dichloropropene	17.5	---	1.00	ug/L	1	20.0	---	88	80-120%	---	---	
trans-1,3-Dichloropropene	20.1	---	1.00	ug/L	1	20.0	---	101	80-120%	---	---	
Hexachlorobutadiene	24.4	---	5.00	ug/L	1	20.0	---	122	80-120%	---	---	Q-56
Methylene chloride	18.5	---	10.0	ug/L	1	20.0	---	93	80-120%	---	---	
1,1,1,2-Tetrachloroethane	23.0	---	0.400	ug/L	1	20.0	---	115	80-120%	---	---	
1,1,2,2-Tetrachloroethane	17.8	---	0.500	ug/L	1	20.0	---	89	80-120%	---	---	
Tetrachloroethene (PCE)	22.2	---	0.400	ug/L	1	20.0	---	111	80-120%	---	---	
1,2,3-Trichlorobenzene	21.3	---	2.00	ug/L	1	20.0	---	107	80-120%	---	---	
1,1,2-Trichloroethane	18.6	---	0.500	ug/L	1	20.0	---	93	80-120%	---	---	
1,2,4-Trichlorobenzene	19.7	---	2.00	ug/L	1	20.0	---	98	80-120%	---	---	
1,1,1-Trichloroethane	22.4	---	0.400	ug/L	1	20.0	---	112	80-120%	---	---	
Trichloroethene (TCE)	17.4	---	0.400	ug/L	1	20.0	---	87	80-120%	---	---	
Trichlorofluoromethane	31.4	---	2.00	ug/L	1	20.0	---	157	80-120%	---	---	Q-56
1,2,3-Trichloropropane	18.8	---	1.00	ug/L	1	20.0	---	94	80-120%	---	---	
Vinyl chloride	17.1	---	0.200	ug/L	1	20.0	---	86	80-120%	---	---	
<i>Surr: 1,4-Difluorobenzene (Surr)</i>		<i>Recovery: 93 %</i>		<i>Limits: 80-120 %</i>		<i>Dilution: 1x</i>						
<i>Toluene-d8 (Surr)</i>		<i>96 %</i>		<i>80-120 %</i>		<i>"</i>						
<i>4-Bromofluorobenzene (Surr)</i>		<i>101 %</i>		<i>80-120 %</i>		<i>"</i>						

Duplicate (24A0035-DUP1) Prepared: 01/02/24 11:48 Analyzed: 01/03/24 02:34

QC Source Sample: MW-2-20231220 (A3L1535-03)
EPA 8260D

Apex Laboratories

The results in this report apply to the samples analyzed in accordance with the chain of custody document(s) and updated by any subsequent written communications. This analytical report must be reproduced in its entirety.



ANALYTICAL REPORT

Apex Laboratories, LLC

6700 S.W. Sandburg Street
Tigard, OR 97223
503-718-2323
ORELAP ID: OR100062

WSP USA Environment & Infrastructure Inc. 15862 SW 72nd Ave. Suite 150 Portland, OR 97224	Project: Mailwell Project Number: 361M119101 Project Manager: John Kuiper	Report ID: A3L1535 - 01 05 24 1721
--	--	---

QUALITY CONTROL (QC) SAMPLE RESULTS

Halogenated Volatile Organic Compounds by EPA 8260D

Analyte	Result	Detection Limit	Reporting Limit	Units	Dilution	Spike Amount	Source Result	% REC	% REC Limits	RPD	RPD Limit	Notes
Batch 24A0035 - EPA 5030C						Water						
Duplicate (24A0035-DUP1)			Prepared: 01/02/24 11:48 Analyzed: 01/03/24 02:34									
QC Source Sample: MW-2-20231220 (A3L1535-03)												
Bromobenzene	ND	---	25.0	ug/L	50	---	ND	---	---	---	30%	
Bromochloromethane	ND	---	50.0	ug/L	50	---	ND	---	---	---	30%	
Bromodichloromethane	ND	---	50.0	ug/L	50	---	ND	---	---	---	30%	
Bromoform	ND	---	50.0	ug/L	50	---	ND	---	---	---	30%	
Bromomethane	ND	---	250	ug/L	50	---	ND	---	---	---	30%	
Carbon tetrachloride	ND	---	50.0	ug/L	50	---	ND	---	---	---	30%	
Chlorobenzene	ND	---	25.0	ug/L	50	---	ND	---	---	---	30%	
Chloroethane	ND	---	250	ug/L	50	---	ND	---	---	---	30%	
Chloroform	ND	---	50.0	ug/L	50	---	ND	---	---	---	30%	
Chloromethane	ND	---	250	ug/L	50	---	ND	---	---	---	30%	
2-Chlorotoluene	ND	---	50.0	ug/L	50	---	ND	---	---	---	30%	
4-Chlorotoluene	ND	---	50.0	ug/L	50	---	ND	---	---	---	30%	
Dibromochloromethane	ND	---	50.0	ug/L	50	---	ND	---	---	---	30%	
1,2-Dibromo-3-chloropropane	ND	---	250	ug/L	50	---	ND	---	---	---	30%	
1,2-Dibromoethane (EDB)	ND	---	25.0	ug/L	50	---	ND	---	---	---	30%	
Dibromomethane	ND	---	50.0	ug/L	50	---	ND	---	---	---	30%	
1,2-Dichlorobenzene	ND	---	25.0	ug/L	50	---	ND	---	---	---	30%	
1,3-Dichlorobenzene	ND	---	25.0	ug/L	50	---	ND	---	---	---	30%	
1,4-Dichlorobenzene	ND	---	25.0	ug/L	50	---	ND	---	---	---	30%	
Dichlorodifluoromethane	ND	---	50.0	ug/L	50	---	ND	---	---	---	30%	
1,1-Dichloroethane	ND	---	20.0	ug/L	50	---	ND	---	---	---	30%	
1,2-Dichloroethane (EDC)	ND	---	20.0	ug/L	50	---	ND	---	---	---	30%	
1,1-Dichloroethene	ND	---	20.0	ug/L	50	---	ND	---	---	---	30%	
cis-1,2-Dichloroethene	55.0	---	20.0	ug/L	50	---	53.5	---	---	3	30%	
trans-1,2-Dichloroethene	ND	---	20.0	ug/L	50	---	ND	---	---	---	30%	
1,2-Dichloropropane	ND	---	25.0	ug/L	50	---	ND	---	---	---	30%	
1,3-Dichloropropane	ND	---	50.0	ug/L	50	---	ND	---	---	---	30%	
2,2-Dichloropropane	ND	---	50.0	ug/L	50	---	ND	---	---	---	30%	
1,1-Dichloropropene	ND	---	50.0	ug/L	50	---	ND	---	---	---	30%	
cis-1,3-Dichloropropene	ND	---	50.0	ug/L	50	---	ND	---	---	---	30%	
trans-1,3-Dichloropropene	ND	---	50.0	ug/L	50	---	ND	---	---	---	30%	
Hexachlorobutadiene	ND	---	250	ug/L	50	---	ND	---	---	---	30%	
Methylene chloride	ND	---	500	ug/L	50	---	ND	---	---	---	30%	

Apex Laboratories

The results in this report apply to the samples analyzed in accordance with the chain of custody document(s) and updated by any subsequent written communications. This analytical report must be reproduced in its entirety.



ANALYTICAL REPORT

Apex Laboratories, LLC

6700 S.W. Sandburg Street
Tigard, OR 97223
503-718-2323
ORELAP ID: OR100062

WSP USA Environment & Infrastructure Inc. 15862 SW 72nd Ave. Suite 150 Portland, OR 97224	Project: Mailwell Project Number: 361M119101 Project Manager: John Kuiper	Report ID: A3L1535 - 01 05 24 1721
--	--	---

QUALITY CONTROL (QC) SAMPLE RESULTS

Halogenated Volatile Organic Compounds by EPA 8260D

Analyte	Result	Detection Limit	Reporting Limit	Units	Dilution	Spike Amount	Source Result	% REC	% REC Limits	RPD	RPD Limit	Notes
Batch 24A0035 - EPA 5030C												
Water												
Duplicate (24A0035-DUP1)			Prepared: 01/02/24 11:48 Analyzed: 01/03/24 02:34									
QC Source Sample: MW-2-20231220 (A3L1535-03)												
1,1,1,2-Tetrachloroethane	ND	---	20.0	ug/L	50	---	ND	---	---	---	30%	
1,1,2,2-Tetrachloroethane	ND	---	25.0	ug/L	50	---	ND	---	---	---	30%	
Tetrachloroethene (PCE)	154	---	20.0	ug/L	50	---	157	---	---	2	30%	
1,2,3-Trichlorobenzene	ND	---	100	ug/L	50	---	ND	---	---	---	30%	
1,1,2-Trichloroethane	ND	---	25.0	ug/L	50	---	ND	---	---	---	30%	
1,2,4-Trichlorobenzene	ND	---	100	ug/L	50	---	ND	---	---	---	30%	
1,1,1-Trichloroethane	ND	---	20.0	ug/L	50	---	ND	---	---	---	30%	
Trichloroethene (TCE)	ND	---	20.0	ug/L	50	---	ND	---	---	---	30%	
Trichlorofluoromethane	ND	---	100	ug/L	50	---	ND	---	---	---	30%	
1,2,3-Trichloropropane	ND	---	50.0	ug/L	50	---	ND	---	---	---	30%	
Vinyl chloride	32.5	---	10.0	ug/L	50	---	31.0	---	---	5	30%	
<i>Surr: 1,4-Difluorobenzene (Surr)</i>		<i>Recovery: 104 %</i>		<i>Limits: 80-120 %</i>		<i>Dilution: 1x</i>						
<i>Toluene-d8 (Surr)</i>		<i>96 %</i>		<i>80-120 %</i>		<i>"</i>						
<i>4-Bromofluorobenzene (Surr)</i>		<i>100 %</i>		<i>80-120 %</i>		<i>"</i>						

Matrix Spike (24A0035-MS1)			Prepared: 01/02/24 11:48 Analyzed: 01/03/24 04:23									
QC Source Sample: Non-SDG (A3L1610-02)												
EPA 8260D												
Bromobenzene	19.3	---	0.500	ug/L	1	20.0	ND	96	80-120%	---	---	
Bromochloromethane	17.5	---	1.00	ug/L	1	20.0	ND	88	78-123%	---	---	
Bromodichloromethane	21.3	---	1.00	ug/L	1	20.0	ND	106	79-125%	---	---	
Bromoform	22.4	---	1.00	ug/L	1	20.0	ND	112	66-130%	---	---	
Bromomethane	31.9	---	5.00	ug/L	1	20.0	ND	160	53-141%	---	---	Q-54b
Carbon tetrachloride	28.3	---	1.00	ug/L	1	20.0	ND	141	72-136%	---	---	Q-01
Chlorobenzene	20.2	---	0.500	ug/L	1	20.0	ND	101	80-120%	---	---	
Chloroethane	34.1	---	5.00	ug/L	1	20.0	ND	171	60-138%	---	---	Q-54c
Chloroform	20.9	---	1.00	ug/L	1	20.0	ND	104	79-124%	---	---	
Chloromethane	17.8	---	5.00	ug/L	1	20.0	ND	89	50-139%	---	---	
2-Chlorotoluene	20.6	---	1.00	ug/L	1	20.0	ND	103	79-122%	---	---	
4-Chlorotoluene	19.8	---	1.00	ug/L	1	20.0	ND	99	78-122%	---	---	
Dibromochloromethane	21.3	---	1.00	ug/L	1	20.0	ND	107	74-126%	---	---	
1,2-Dibromo-3-chloropropane	16.7	---	5.00	ug/L	1	20.0	ND	83	62-128%	---	---	
1,2-Dibromoethane (EDB)	20.7	---	0.500	ug/L	1	20.0	ND	104	77-121%	---	---	

Apex Laboratories

The results in this report apply to the samples analyzed in accordance with the chain of custody document(s) and updated by any subsequent written communications. This analytical report must be reproduced in its entirety.



ANALYTICAL REPORT

Apex Laboratories, LLC

6700 S.W. Sandburg Street
Tigard, OR 97223
503-718-2323
ORELAP ID: OR100062

WSP USA Environment & Infrastructure Inc.	Project: Mailwell	
15862 SW 72nd Ave. Suite 150	Project Number: 361M119101	Report ID:
Portland, OR 97224	Project Manager: John Kuiper	A3L1535 - 01 05 24 1721

QUALITY CONTROL (QC) SAMPLE RESULTS

Halogenated Volatile Organic Compounds by EPA 8260D

Analyte	Result	Detection Limit	Reporting Limit	Units	Dilution	Spike Amount	Source Result	% REC	% REC Limits	RPD	RPD Limit	Notes
Batch 24A0035 - EPA 5030C						Water						
Matrix Spike (24A0035-MS1)			Prepared: 01/02/24 11:48 Analyzed: 01/03/24 04:23									
QC Source Sample: Non-SDG (A3L1610-02)												
Dibromomethane	20.6	---	1.00	ug/L	1	20.0	ND	103	79-123%	---	---	
1,2-Dichlorobenzene	19.8	---	0.500	ug/L	1	20.0	ND	99	80-120%	---	---	
1,3-Dichlorobenzene	20.4	---	0.500	ug/L	1	20.0	ND	102	80-120%	---	---	
1,4-Dichlorobenzene	18.5	---	0.500	ug/L	1	20.0	ND	93	79-120%	---	---	
Dichlorodifluoromethane	24.0	---	1.00	ug/L	1	20.0	ND	120	32-152%	---	---	
1,1-Dichloroethane	18.5	---	0.400	ug/L	1	20.0	ND	92	77-125%	---	---	
1,2-Dichloroethane (EDC)	20.6	---	0.400	ug/L	1	20.0	ND	103	73-128%	---	---	
1,1-Dichloroethene	22.0	---	0.400	ug/L	1	20.0	ND	110	71-131%	---	---	
cis-1,2-Dichloroethene	18.0	---	0.400	ug/L	1	20.0	ND	90	78-123%	---	---	
trans-1,2-Dichloroethene	18.5	---	0.400	ug/L	1	20.0	ND	92	75-124%	---	---	
1,2-Dichloropropane	16.0	---	0.500	ug/L	1	20.0	ND	80	78-122%	---	---	Q-54k
1,3-Dichloropropane	19.3	---	1.00	ug/L	1	20.0	ND	96	80-120%	---	---	
2,2-Dichloropropane	25.2	---	1.00	ug/L	1	20.0	ND	126	60-139%	---	---	Q-54a
1,1-Dichloropropene	22.1	---	1.00	ug/L	1	20.0	ND	110	79-125%	---	---	
cis-1,3-Dichloropropene	15.1	---	1.00	ug/L	1	20.0	ND	76	75-124%	---	---	
trans-1,3-Dichloropropene	19.7	---	1.00	ug/L	1	20.0	ND	99	73-127%	---	---	
Hexachlorobutadiene	22.2	---	5.00	ug/L	1	20.0	ND	111	66-134%	---	---	Q-54
Methylene chloride	18.3	---	10.0	ug/L	1	20.0	ND	92	74-124%	---	---	
1,1,1,2-Tetrachloroethane	24.4	---	0.400	ug/L	1	20.0	ND	122	78-124%	---	---	
1,1,2,2-Tetrachloroethane	18.7	---	0.500	ug/L	1	20.0	ND	93	71-121%	---	---	
Tetrachloroethene (PCE)	23.4	---	0.400	ug/L	1	20.0	ND	117	74-129%	---	---	
1,2,3-Trichlorobenzene	21.0	---	2.00	ug/L	1	20.0	ND	105	69-129%	---	---	
1,1,2-Trichloroethane	19.7	---	0.500	ug/L	1	20.0	ND	99	80-120%	---	---	
1,2,4-Trichlorobenzene	18.5	---	2.00	ug/L	1	20.0	ND	93	69-130%	---	---	
1,1,1-Trichloroethane	25.9	---	0.400	ug/L	1	20.0	ND	129	74-131%	---	---	
Trichloroethene (TCE)	18.2	---	0.400	ug/L	1	20.0	ND	91	79-123%	---	---	
Trichlorofluoromethane	38.0	---	2.00	ug/L	1	20.0	ND	190	65-141%	---	---	Q-54e
1,2,3-Trichloropropane	19.4	---	1.00	ug/L	1	20.0	ND	97	73-122%	---	---	
Vinyl chloride	18.4	---	0.200	ug/L	1	20.0	ND	92	58-137%	---	---	
Surr: 1,4-Difluorobenzene (Surr) Recovery: 92 % Limits: 80-120 % Dilution: 1x												
Toluene-d8 (Surr) 93 % 80-120 % "												
4-Bromofluorobenzene (Surr) 99 % 80-120 % "												

Apex Laboratories

The results in this report apply to the samples analyzed in accordance with the chain of custody document(s) and updated by any subsequent written communications. This analytical report must be reproduced in its entirety.



ANALYTICAL REPORT

Apex Laboratories, LLC

6700 S.W. Sandburg Street
Tigard, OR 97223
503-718-2323
ORELAP ID: OR100062

WSP USA Environment & Infrastructure Inc. 15862 SW 72nd Ave. Suite 150 Portland, OR 97224	Project: Mailwell Project Number: 361M119101 Project Manager: John Kuiper	Report ID: A3L1535 - 01 05 24 1721
--	--	---

QUALITY CONTROL (QC) SAMPLE RESULTS

Halogenated Volatile Organic Compounds by EPA 8260D

Analyte	Result	Detection Limit	Reporting Limit	Units	Dilution	Spike Amount	Source Result	% REC	% REC Limits	RPD	RPD Limit	Notes
Batch 24A0080 - EPA 5030C						Water						
Blank (24A0080-BLK1)			Prepared: 01/03/24 10:06 Analyzed: 01/03/24 12:30									
EPA 8260D												
Bromobenzene	ND	---	0.500	ug/L	1	---	---	---	---	---	---	
Bromochloromethane	ND	---	1.00	ug/L	1	---	---	---	---	---	---	
Bromodichloromethane	ND	---	1.00	ug/L	1	---	---	---	---	---	---	
Bromoform	ND	---	1.00	ug/L	1	---	---	---	---	---	---	
Bromomethane	ND	---	5.00	ug/L	1	---	---	---	---	---	---	
Carbon tetrachloride	ND	---	1.00	ug/L	1	---	---	---	---	---	---	
Chlorobenzene	ND	---	0.500	ug/L	1	---	---	---	---	---	---	
Chloroethane	ND	---	5.00	ug/L	1	---	---	---	---	---	---	
Chloroform	ND	---	1.00	ug/L	1	---	---	---	---	---	---	
Chloromethane	ND	---	5.00	ug/L	1	---	---	---	---	---	---	
2-Chlorotoluene	ND	---	1.00	ug/L	1	---	---	---	---	---	---	
4-Chlorotoluene	ND	---	1.00	ug/L	1	---	---	---	---	---	---	
Dibromochloromethane	ND	---	1.00	ug/L	1	---	---	---	---	---	---	
1,2-Dibromo-3-chloropropane	ND	---	5.00	ug/L	1	---	---	---	---	---	---	
1,2-Dibromoethane (EDB)	ND	---	0.500	ug/L	1	---	---	---	---	---	---	
Dibromomethane	ND	---	1.00	ug/L	1	---	---	---	---	---	---	
1,2-Dichlorobenzene	ND	---	0.500	ug/L	1	---	---	---	---	---	---	
1,3-Dichlorobenzene	ND	---	0.500	ug/L	1	---	---	---	---	---	---	
1,4-Dichlorobenzene	ND	---	0.500	ug/L	1	---	---	---	---	---	---	
Dichlorodifluoromethane	ND	---	1.00	ug/L	1	---	---	---	---	---	---	
1,1-Dichloroethane	ND	---	0.400	ug/L	1	---	---	---	---	---	---	
1,2-Dichloroethane (EDC)	ND	---	0.400	ug/L	1	---	---	---	---	---	---	
1,1-Dichloroethene	ND	---	0.400	ug/L	1	---	---	---	---	---	---	
cis-1,2-Dichloroethene	ND	---	0.400	ug/L	1	---	---	---	---	---	---	
trans-1,2-Dichloroethene	ND	---	0.400	ug/L	1	---	---	---	---	---	---	
1,2-Dichloropropane	ND	---	0.500	ug/L	1	---	---	---	---	---	---	
1,3-Dichloropropane	ND	---	1.00	ug/L	1	---	---	---	---	---	---	
2,2-Dichloropropane	ND	---	1.00	ug/L	1	---	---	---	---	---	---	
1,1-Dichloropropene	ND	---	1.00	ug/L	1	---	---	---	---	---	---	
cis-1,3-Dichloropropene	ND	---	1.00	ug/L	1	---	---	---	---	---	---	
trans-1,3-Dichloropropene	ND	---	1.00	ug/L	1	---	---	---	---	---	---	
Hexachlorobutadiene	ND	---	5.00	ug/L	1	---	---	---	---	---	---	
Methylene chloride	ND	---	10.0	ug/L	1	---	---	---	---	---	---	

Apex Laboratories

The results in this report apply to the samples analyzed in accordance with the chain of custody document(s) and updated by any subsequent written communications. This analytical report must be reproduced in its entirety.



ANALYTICAL REPORT

Apex Laboratories, LLC

6700 S.W. Sandburg Street
Tigard, OR 97223
503-718-2323
ORELAP ID: OR100062

WSP USA Environment & Infrastructure Inc.	Project: Mailwell	
15862 SW 72nd Ave. Suite 150	Project Number: 361M119101	Report ID:
Portland, OR 97224	Project Manager: John Kuiper	A3L1535 - 01 05 24 1721

QUALITY CONTROL (QC) SAMPLE RESULTS

Halogenated Volatile Organic Compounds by EPA 8260D

Analyte	Result	Detection Limit	Reporting Limit	Units	Dilution	Spike Amount	Source Result	% REC	% REC Limits	RPD	RPD Limit	Notes
Batch 24A0080 - EPA 5030C						Water						
Blank (24A0080-BLK1)			Prepared: 01/03/24 10:06 Analyzed: 01/03/24 12:30									
1,1,1,2-Tetrachloroethane	ND	---	0.400	ug/L	1	---	---	---	---	---	---	
1,1,2,2-Tetrachloroethane	ND	---	0.500	ug/L	1	---	---	---	---	---	---	
Tetrachloroethene (PCE)	ND	---	0.400	ug/L	1	---	---	---	---	---	---	
1,2,3-Trichlorobenzene	ND	---	2.00	ug/L	1	---	---	---	---	---	---	
1,1,2-Trichloroethane	ND	---	0.500	ug/L	1	---	---	---	---	---	---	
1,2,4-Trichlorobenzene	ND	---	2.00	ug/L	1	---	---	---	---	---	---	
1,1,1-Trichloroethane	ND	---	0.400	ug/L	1	---	---	---	---	---	---	
Trichloroethene (TCE)	ND	---	0.400	ug/L	1	---	---	---	---	---	---	
Trichlorofluoromethane	ND	---	2.00	ug/L	1	---	---	---	---	---	---	
1,2,3-Trichloropropane	ND	---	1.00	ug/L	1	---	---	---	---	---	---	
Vinyl chloride	ND	---	0.200	ug/L	1	---	---	---	---	---	---	
<i>Surr: 1,4-Difluorobenzene (Surr)</i>		<i>Recovery: 100 %</i>		<i>Limits: 80-120 %</i>		<i>Dilution: 1x</i>						
<i>Toluene-d8 (Surr)</i>		<i>104 %</i>		<i>80-120 %</i>		<i>"</i>						
<i>4-Bromofluorobenzene (Surr)</i>		<i>104 %</i>		<i>80-120 %</i>		<i>"</i>						

LCS (24A0080-BS1)			Prepared: 01/03/24 10:06 Analyzed: 01/03/24 11:39									
EPA 8260D												
Bromobenzene	18.0	---	0.500	ug/L	1	20.0	---	90	80-120%	---	---	
Bromochloromethane	19.8	---	1.00	ug/L	1	20.0	---	99	80-120%	---	---	
Bromodichloromethane	19.4	---	1.00	ug/L	1	20.0	---	97	80-120%	---	---	
Bromoform	18.0	---	1.00	ug/L	1	20.0	---	90	80-120%	---	---	
Bromomethane	19.8	---	5.00	ug/L	1	20.0	---	99	80-120%	---	---	
Carbon tetrachloride	20.1	---	1.00	ug/L	1	20.0	---	101	80-120%	---	---	
Chlorobenzene	18.7	---	0.500	ug/L	1	20.0	---	94	80-120%	---	---	
Chloroethane	19.4	---	5.00	ug/L	1	20.0	---	97	80-120%	---	---	
Chloroform	19.0	---	1.00	ug/L	1	20.0	---	95	80-120%	---	---	
Chloromethane	18.4	---	5.00	ug/L	1	20.0	---	92	80-120%	---	---	
2-Chlorotoluene	18.9	---	1.00	ug/L	1	20.0	---	95	80-120%	---	---	
4-Chlorotoluene	19.3	---	1.00	ug/L	1	20.0	---	96	80-120%	---	---	
Dibromochloromethane	22.8	---	1.00	ug/L	1	20.0	---	114	80-120%	---	---	
1,2-Dibromo-3-chloropropane	20.8	---	5.00	ug/L	1	20.0	---	104	80-120%	---	---	
1,2-Dibromoethane (EDB)	19.9	---	0.500	ug/L	1	20.0	---	100	80-120%	---	---	
Dibromomethane	18.5	---	1.00	ug/L	1	20.0	---	92	80-120%	---	---	
1,2-Dichlorobenzene	19.0	---	0.500	ug/L	1	20.0	---	95	80-120%	---	---	

Apex Laboratories

The results in this report apply to the samples analyzed in accordance with the chain of custody document(s) and updated by any subsequent written communications. This analytical report must be reproduced in its entirety.



ANALYTICAL REPORT

Apex Laboratories, LLC

6700 S.W. Sandburg Street
Tigard, OR 97223
503-718-2323
ORELAP ID: OR100062

WSP USA Environment & Infrastructure Inc. 15862 SW 72nd Ave. Suite 150 Portland, OR 97224	Project: Mailwell Project Number: 361M119101 Project Manager: John Kuiper	Report ID: A3L1535 - 01 05 24 1721
--	--	---

QUALITY CONTROL (QC) SAMPLE RESULTS

Halogenated Volatile Organic Compounds by EPA 8260D

Analyte	Result	Detection Limit	Reporting Limit	Units	Dilution	Spike Amount	Source Result	% REC	% REC Limits	RPD	RPD Limit	Notes
Batch 24A0080 - EPA 5030C												
Water												
LCS (24A0080-BS1)												
Prepared: 01/03/24 10:06 Analyzed: 01/03/24 11:39												
1,3-Dichlorobenzene	19.1	---	0.500	ug/L	1	20.0	---	96	80-120%	---	---	
1,4-Dichlorobenzene	18.8	---	0.500	ug/L	1	20.0	---	94	80-120%	---	---	
Dichlorodifluoromethane	18.9	---	1.00	ug/L	1	20.0	---	95	80-120%	---	---	
1,1-Dichloroethane	18.5	---	0.400	ug/L	1	20.0	---	92	80-120%	---	---	
1,2-Dichloroethane (EDC)	19.9	---	0.400	ug/L	1	20.0	---	100	80-120%	---	---	
1,1-Dichloroethene	19.2	---	0.400	ug/L	1	20.0	---	96	80-120%	---	---	
cis-1,2-Dichloroethene	19.9	---	0.400	ug/L	1	20.0	---	99	80-120%	---	---	
trans-1,2-Dichloroethene	19.5	---	0.400	ug/L	1	20.0	---	97	80-120%	---	---	
1,2-Dichloropropane	18.6	---	0.500	ug/L	1	20.0	---	93	80-120%	---	---	
1,3-Dichloropropane	18.9	---	1.00	ug/L	1	20.0	---	95	80-120%	---	---	
2,2-Dichloropropane	19.7	---	1.00	ug/L	1	20.0	---	98	80-120%	---	---	
1,1-Dichloropropene	19.4	---	1.00	ug/L	1	20.0	---	97	80-120%	---	---	
cis-1,3-Dichloropropene	21.7	---	1.00	ug/L	1	20.0	---	109	80-120%	---	---	
trans-1,3-Dichloropropene	19.2	---	1.00	ug/L	1	20.0	---	96	80-120%	---	---	
Hexachlorobutadiene	18.6	---	5.00	ug/L	1	20.0	---	93	80-120%	---	---	
Methylene chloride	20.3	---	10.0	ug/L	1	20.0	---	101	80-120%	---	---	
1,1,1,2-Tetrachloroethane	20.0	---	0.400	ug/L	1	20.0	---	100	80-120%	---	---	
1,1,2,2-Tetrachloroethane	19.7	---	0.500	ug/L	1	20.0	---	98	80-120%	---	---	
Tetrachloroethene (PCE)	18.2	---	0.400	ug/L	1	20.0	---	91	80-120%	---	---	
1,2,3-Trichlorobenzene	18.7	---	2.00	ug/L	1	20.0	---	93	80-120%	---	---	
1,1,2-Trichloroethane	19.4	---	0.500	ug/L	1	20.0	---	97	80-120%	---	---	
1,2,4-Trichlorobenzene	18.7	---	2.00	ug/L	1	20.0	---	93	80-120%	---	---	
1,1,1-Trichloroethane	19.2	---	0.400	ug/L	1	20.0	---	96	80-120%	---	---	
Trichloroethene (TCE)	17.7	---	0.400	ug/L	1	20.0	---	88	80-120%	---	---	
Trichlorofluoromethane	19.6	---	2.00	ug/L	1	20.0	---	98	80-120%	---	---	
1,2,3-Trichloropropane	19.8	---	1.00	ug/L	1	20.0	---	99	80-120%	---	---	
Vinyl chloride	17.7	---	0.200	ug/L	1	20.0	---	89	80-120%	---	---	
Surr: 1,4-Difluorobenzene (Surr) Recovery: 100 % Limits: 80-120 % Dilution: 1x Toluene-d8 (Surr) 101 % 80-120 % " 4-Bromofluorobenzene (Surr) 95 % 80-120 % "												

Duplicate (24A0080-DUP1)												
Prepared: 01/03/24 10:06 Analyzed: 01/03/24 17:23												
QC Source Sample: Non-SDG (A3L1591-01)												
Bromobenzene	ND	---	0.500	ug/L	1	---	ND	---	---	---	30%	

Apex Laboratories

The results in this report apply to the samples analyzed in accordance with the chain of custody document(s) and updated by any subsequent written communications. This analytical report must be reproduced in its entirety.



ANALYTICAL REPORT

Apex Laboratories, LLC

6700 S.W. Sandburg Street
Tigard, OR 97223
503-718-2323
ORELAP ID: OR100062

WSP USA Environment & Infrastructure Inc. 15862 SW 72nd Ave. Suite 150 Portland, OR 97224	Project: Mailwell Project Number: 361M119101 Project Manager: John Kuiper	Report ID: A3L1535 - 01 05 24 1721
--	--	---

QUALITY CONTROL (QC) SAMPLE RESULTS

Halogenated Volatile Organic Compounds by EPA 8260D

Analyte	Result	Detection Limit	Reporting Limit	Units	Dilution	Spike Amount	Source Result	% REC	% REC Limits	RPD	RPD Limit	Notes
Batch 24A0080 - EPA 5030C						Water						
Duplicate (24A0080-DUP1)			Prepared: 01/03/24 10:06 Analyzed: 01/03/24 17:23									
QC Source Sample: Non-SDG (A3L1591-01)												
Bromochloromethane	ND	---	1.00	ug/L	1	---	ND	---	---	---	30%	
Bromodichloromethane	ND	---	1.00	ug/L	1	---	ND	---	---	---	30%	
Bromoform	ND	---	1.00	ug/L	1	---	ND	---	---	---	30%	
Bromomethane	ND	---	5.00	ug/L	1	---	ND	---	---	---	30%	
Carbon tetrachloride	ND	---	1.00	ug/L	1	---	ND	---	---	---	30%	
Chlorobenzene	ND	---	0.500	ug/L	1	---	ND	---	---	---	30%	
Chloroethane	ND	---	5.00	ug/L	1	---	ND	---	---	---	30%	
Chloroform	ND	---	1.00	ug/L	1	---	ND	---	---	---	30%	
Chloromethane	ND	---	5.00	ug/L	1	---	ND	---	---	---	30%	
2-Chlorotoluene	ND	---	1.00	ug/L	1	---	ND	---	---	---	30%	
4-Chlorotoluene	ND	---	1.00	ug/L	1	---	ND	---	---	---	30%	
Dibromochloromethane	ND	---	1.00	ug/L	1	---	ND	---	---	---	30%	
1,2-Dibromo-3-chloropropane	ND	---	5.00	ug/L	1	---	ND	---	---	---	30%	
1,2-Dibromoethane (EDB)	ND	---	0.500	ug/L	1	---	ND	---	---	---	30%	
Dibromomethane	ND	---	1.00	ug/L	1	---	ND	---	---	---	30%	
1,2-Dichlorobenzene	ND	---	0.500	ug/L	1	---	ND	---	---	---	30%	
1,3-Dichlorobenzene	ND	---	0.500	ug/L	1	---	ND	---	---	---	30%	
1,4-Dichlorobenzene	ND	---	0.500	ug/L	1	---	ND	---	---	---	30%	
Dichlorodifluoromethane	ND	---	1.00	ug/L	1	---	ND	---	---	---	30%	
1,1-Dichloroethane	ND	---	0.400	ug/L	1	---	ND	---	---	---	30%	
1,2-Dichloroethane (EDC)	ND	---	0.400	ug/L	1	---	ND	---	---	---	30%	
1,1-Dichloroethene	ND	---	0.400	ug/L	1	---	ND	---	---	---	30%	
cis-1,2-Dichloroethene	ND	---	0.400	ug/L	1	---	ND	---	---	---	30%	
trans-1,2-Dichloroethene	ND	---	0.400	ug/L	1	---	ND	---	---	---	30%	
1,2-Dichloropropane	ND	---	0.500	ug/L	1	---	ND	---	---	---	30%	
1,3-Dichloropropane	ND	---	1.00	ug/L	1	---	ND	---	---	---	30%	
2,2-Dichloropropane	ND	---	1.00	ug/L	1	---	ND	---	---	---	30%	
1,1-Dichloropropene	ND	---	1.00	ug/L	1	---	ND	---	---	---	30%	
cis-1,3-Dichloropropene	ND	---	1.00	ug/L	1	---	ND	---	---	---	30%	
trans-1,3-Dichloropropene	ND	---	1.00	ug/L	1	---	ND	---	---	---	30%	
Hexachlorobutadiene	ND	---	5.00	ug/L	1	---	ND	---	---	---	30%	
Methylene chloride	ND	---	10.0	ug/L	1	---	ND	---	---	---	30%	
1,1,1,2-Tetrachloroethane	ND	---	0.400	ug/L	1	---	ND	---	---	---	30%	

Apex Laboratories

The results in this report apply to the samples analyzed in accordance with the chain of custody document(s) and updated by any subsequent written communications. This analytical report must be reproduced in its entirety.



ANALYTICAL REPORT

Apex Laboratories, LLC

6700 S.W. Sandburg Street
Tigard, OR 97223
503-718-2323
ORELAP ID: OR100062

WSP USA Environment & Infrastructure Inc. 15862 SW 72nd Ave. Suite 150 Portland, OR 97224	Project: Mailwell Project Number: 361M119101 Project Manager: John Kuiper	Report ID: A3L1535 - 01 05 24 1721
--	--	---

QUALITY CONTROL (QC) SAMPLE RESULTS

Halogenated Volatile Organic Compounds by EPA 8260D

Analyte	Result	Detection Limit	Reporting Limit	Units	Dilution	Spike Amount	Source Result	% REC	% REC Limits	RPD	RPD Limit	Notes
Batch 24A0080 - EPA 5030C						Water						
Duplicate (24A0080-DUP1)			Prepared: 01/03/24 10:06 Analyzed: 01/03/24 17:23									
QC Source Sample: Non-SDG (A3L1591-01)												
1,1,2,2-Tetrachloroethane	ND	---	0.500	ug/L	1	---	ND	---	---	---	30%	
Tetrachloroethene (PCE)	ND	---	0.400	ug/L	1	---	ND	---	---	---	30%	
1,2,3-Trichlorobenzene	ND	---	2.00	ug/L	1	---	ND	---	---	---	30%	
1,1,2-Trichloroethane	ND	---	0.500	ug/L	1	---	ND	---	---	---	30%	
1,2,4-Trichlorobenzene	ND	---	2.00	ug/L	1	---	ND	---	---	---	30%	
1,1,1-Trichloroethane	ND	---	0.400	ug/L	1	---	ND	---	---	---	30%	
Trichloroethene (TCE)	ND	---	0.400	ug/L	1	---	ND	---	---	---	30%	
Trichlorofluoromethane	ND	---	2.00	ug/L	1	---	ND	---	---	---	30%	
1,2,3-Trichloropropane	ND	---	1.00	ug/L	1	---	ND	---	---	---	30%	
Vinyl chloride	ND	---	0.200	ug/L	1	---	ND	---	---	---	30%	
<i>Surr: 1,4-Difluorobenzene (Surr)</i>		<i>Recovery: 100 %</i>		<i>Limits: 80-120 %</i>		<i>Dilution: 1x</i>						
<i>Toluene-d8 (Surr)</i>		<i>105 %</i>		<i>80-120 %</i>		<i>"</i>						
<i>4-Bromofluorobenzene (Surr)</i>		<i>103 %</i>		<i>80-120 %</i>		<i>"</i>						

Matrix Spike (24A0080-MS1)			Prepared: 01/03/24 10:06 Analyzed: 01/03/24 21:09									
QC Source Sample: Non-SDG (A3L1610-08)												
EPA 8260D												
Bromobenzene	172	---	5.00	ug/L	10	200	ND	86	80-120%	---	---	
Bromochloromethane	204	---	10.0	ug/L	10	200	ND	102	78-123%	---	---	
Bromodichloromethane	200	---	10.0	ug/L	10	200	ND	100	79-125%	---	---	
Bromoform	179	---	10.0	ug/L	10	200	ND	89	66-130%	---	---	
Bromomethane	206	---	50.0	ug/L	10	200	ND	103	53-141%	---	---	
Carbon tetrachloride	233	---	10.0	ug/L	10	200	ND	116	72-136%	---	---	
Chlorobenzene	188	---	5.00	ug/L	10	200	ND	94	80-120%	---	---	
Chloroethane	226	---	50.0	ug/L	10	200	ND	113	60-138%	---	---	
Chloroform	198	---	10.0	ug/L	10	200	ND	99	79-124%	---	---	
Chloromethane	197	---	50.0	ug/L	10	200	ND	99	50-139%	---	---	
2-Chlorotoluene	189	---	10.0	ug/L	10	200	ND	94	79-122%	---	---	
4-Chlorotoluene	190	---	10.0	ug/L	10	200	ND	95	78-122%	---	---	
Dibromochloromethane	223	---	10.0	ug/L	10	200	ND	111	74-126%	---	---	
1,2-Dibromo-3-chloropropane	202	---	50.0	ug/L	10	200	ND	101	62-128%	---	---	
1,2-Dibromoethane (EDB)	192	---	5.00	ug/L	10	200	ND	96	77-121%	---	---	
Dibromomethane	187	---	10.0	ug/L	10	200	ND	93	79-123%	---	---	

Apex Laboratories

The results in this report apply to the samples analyzed in accordance with the chain of custody document(s) and updated by any subsequent written communications. This analytical report must be reproduced in its entirety.



ANALYTICAL REPORT

Apex Laboratories, LLC

6700 S.W. Sandburg Street
Tigard, OR 97223
503-718-2323
ORELAP ID: OR100062

WSP USA Environment & Infrastructure Inc. 15862 SW 72nd Ave. Suite 150 Portland, OR 97224	Project: Mailwell Project Number: 361M119101 Project Manager: John Kuiper	Report ID: A3L1535 - 01 05 24 1721
--	--	---

QUALITY CONTROL (QC) SAMPLE RESULTS

Halogenated Volatile Organic Compounds by EPA 8260D

Analyte	Result	Detection Limit	Reporting Limit	Units	Dilution	Spike Amount	Source Result	% REC	% REC Limits	RPD	RPD Limit	Notes
Batch 24A0080 - EPA 5030C						Water						
Matrix Spike (24A0080-MS1)			Prepared: 01/03/24 10:06 Analyzed: 01/03/24 21:09									
QC Source Sample: Non-SDG (A3L1610-08)												
1,2-Dichlorobenzene	184	---	5.00	ug/L	10	200	ND	92	80-120%	---	---	
1,3-Dichlorobenzene	190	---	5.00	ug/L	10	200	ND	95	80-120%	---	---	
1,4-Dichlorobenzene	186	---	5.00	ug/L	10	200	ND	93	79-120%	---	---	
Dichlorodifluoromethane	240	---	10.0	ug/L	10	200	ND	120	32-152%	---	---	
1,1-Dichloroethane	220	---	4.00	ug/L	10	200	ND	110	77-125%	---	---	
1,2-Dichloroethane (EDC)	200	---	4.00	ug/L	10	200	ND	100	73-128%	---	---	
1,1-Dichloroethene	234	---	4.00	ug/L	10	200	4.30	115	71-131%	---	---	
cis-1,2-Dichloroethene	1230	---	4.00	ug/L	10	200	1030	98	78-123%	---	---	
trans-1,2-Dichloroethene	226	---	4.00	ug/L	10	200	8.40	109	75-124%	---	---	
1,2-Dichloropropane	187	---	5.00	ug/L	10	200	ND	94	78-122%	---	---	
1,3-Dichloropropane	188	---	10.0	ug/L	10	200	ND	94	80-120%	---	---	
2,2-Dichloropropane	191	---	10.0	ug/L	10	200	ND	96	60-139%	---	---	
1,1-Dichloropropene	214	---	10.0	ug/L	10	200	ND	107	79-125%	---	---	
cis-1,3-Dichloropropene	188	---	10.0	ug/L	10	200	ND	94	75-124%	---	---	
trans-1,3-Dichloropropene	184	---	10.0	ug/L	10	200	ND	92	73-127%	---	---	
Hexachlorobutadiene	187	---	50.0	ug/L	10	200	ND	94	66-134%	---	---	
Methylene chloride	220	---	100	ug/L	10	200	ND	110	74-124%	---	---	
1,1,1,2-Tetrachloroethane	199	---	4.00	ug/L	10	200	ND	99	78-124%	---	---	
1,1,2,2-Tetrachloroethane	191	---	5.00	ug/L	10	200	ND	96	71-121%	---	---	
Tetrachloroethene (PCE)	191	---	4.00	ug/L	10	200	ND	96	74-129%	---	---	
1,2,3-Trichlorobenzene	173	---	20.0	ug/L	10	200	ND	87	69-129%	---	---	
1,1,2-Trichloroethane	192	---	5.00	ug/L	10	200	ND	96	80-120%	---	---	
1,2,4-Trichlorobenzene	172	---	20.0	ug/L	10	200	ND	86	69-130%	---	---	
1,1,1-Trichloroethane	211	---	4.00	ug/L	10	200	ND	105	74-131%	---	---	
Trichloroethene (TCE)	184	---	4.00	ug/L	10	200	ND	92	79-123%	---	---	
Trichlorofluoromethane	251	---	20.0	ug/L	10	200	ND	125	65-141%	---	---	
1,2,3-Trichloropropane	191	---	10.0	ug/L	10	200	ND	96	73-122%	---	---	
Vinyl chloride	214	---	2.00	ug/L	10	200	10.0	102	58-137%	---	---	
Surr: 1,4-Difluorobenzene (Surr)		Recovery: 100 %		Limits: 80-120 %		Dilution: 1x						
Toluene-d8 (Surr)		100 %		80-120 %		"						
4-Bromofluorobenzene (Surr)		92 %		80-120 %		"						

Matrix Spike Dup (24A0080-MSD1)	Prepared: 01/03/24 10:06 Analyzed: 01/03/24 21:32
--	---

Apex Laboratories

The results in this report apply to the samples analyzed in accordance with the chain of custody document(s) and updated by any subsequent written communications. This analytical report must be reproduced in its entirety.



ANALYTICAL REPORT

Apex Laboratories, LLC

6700 S.W. Sandburg Street
Tigard, OR 97223
503-718-2323
ORELAP ID: OR100062

WSP USA Environment & Infrastructure Inc.	Project: Mailwell	
15862 SW 72nd Ave. Suite 150	Project Number: 361M119101	Report ID:
Portland, OR 97224	Project Manager: John Kuiper	A3L1535 - 01 05 24 1721

QUALITY CONTROL (QC) SAMPLE RESULTS

Halogenated Volatile Organic Compounds by EPA 8260D

Analyte	Result	Detection Limit	Reporting Limit	Units	Dilution	Spike Amount	Source Result	% REC	% REC Limits	RPD	RPD Limit	Notes
Batch 24A0080 - EPA 5030C						Water						
Matrix Spike Dup (24A0080-MSD1)						Prepared: 01/03/24 10:06 Analyzed: 01/03/24 21:32						
QC Source Sample: Non-SDG (A3L1610-08)												
Bromobenzene	188	---	5.00	ug/L	10	200	ND	94	80-120%	9	30%	
Bromochloromethane	218	---	10.0	ug/L	10	200	ND	109	78-123%	7	30%	
Bromodichloromethane	217	---	10.0	ug/L	10	200	ND	108	79-125%	8	30%	
Bromoform	192	---	10.0	ug/L	10	200	ND	96	66-130%	7	30%	
Bromomethane	234	---	50.0	ug/L	10	200	ND	117	53-141%	13	30%	
Carbon tetrachloride	255	---	10.0	ug/L	10	200	ND	128	72-136%	9	30%	
Chlorobenzene	204	---	5.00	ug/L	10	200	ND	102	80-120%	8	30%	
Chloroethane	255	---	50.0	ug/L	10	200	ND	127	60-138%	12	30%	
Chloroform	214	---	10.0	ug/L	10	200	ND	107	79-124%	8	30%	
Chloromethane	228	---	50.0	ug/L	10	200	ND	114	50-139%	15	30%	
2-Chlorotoluene	203	---	10.0	ug/L	10	200	ND	102	79-122%	7	30%	
4-Chlorotoluene	202	---	10.0	ug/L	10	200	ND	101	78-122%	7	30%	
Dibromochloromethane	242	---	10.0	ug/L	10	200	ND	121	74-126%	8	30%	
1,2-Dibromo-3-chloropropane	209	---	50.0	ug/L	10	200	ND	105	62-128%	4	30%	
1,2-Dibromoethane (EDB)	205	---	5.00	ug/L	10	200	ND	103	77-121%	7	30%	
Dibromomethane	196	---	10.0	ug/L	10	200	ND	98	79-123%	5	30%	
1,2-Dichlorobenzene	203	---	5.00	ug/L	10	200	ND	102	80-120%	10	30%	
1,3-Dichlorobenzene	205	---	5.00	ug/L	10	200	ND	103	80-120%	8	30%	
1,4-Dichlorobenzene	204	---	5.00	ug/L	10	200	ND	102	79-120%	9	30%	
Dichlorodifluoromethane	275	---	10.0	ug/L	10	200	ND	138	32-152%	13	30%	
1,1-Dichloroethane	223	---	4.00	ug/L	10	200	ND	112	77-125%	2	30%	
1,2-Dichloroethane (EDC)	218	---	4.00	ug/L	10	200	ND	109	73-128%	9	30%	
1,1-Dichloroethene	258	---	4.00	ug/L	10	200	4.30	127	71-131%	10	30%	
cis-1,2-Dichloroethene	1250	---	4.00	ug/L	10	200	1030	108	78-123%	2	30%	
trans-1,2-Dichloroethene	250	---	4.00	ug/L	10	200	8.40	121	75-124%	10	30%	
1,2-Dichloropropane	205	---	5.00	ug/L	10	200	ND	103	78-122%	9	30%	
1,3-Dichloropropane	201	---	10.0	ug/L	10	200	ND	101	80-120%	7	30%	
2,2-Dichloropropane	205	---	10.0	ug/L	10	200	ND	102	60-139%	7	30%	
1,1-Dichloropropene	234	---	10.0	ug/L	10	200	ND	117	79-125%	9	30%	
cis-1,3-Dichloropropene	210	---	10.0	ug/L	10	200	ND	105	75-124%	11	30%	
trans-1,3-Dichloropropene	199	---	10.0	ug/L	10	200	ND	100	73-127%	8	30%	
Hexachlorobutadiene	212	---	50.0	ug/L	10	200	ND	106	66-134%	12	30%	
Methylene chloride	241	---	100	ug/L	10	200	ND	120	74-124%	9	30%	

Apex Laboratories

Philip Nerenberg, Lab Director

The results in this report apply to the samples analyzed in accordance with the chain of custody document(s) and updated by any subsequent written communications. This analytical report must be reproduced in its entirety.



ANALYTICAL REPORT

Apex Laboratories, LLC

6700 S.W. Sandburg Street
Tigard, OR 97223
503-718-2323
ORELAP ID: OR100062

WSP USA Environment & Infrastructure Inc. 15862 SW 72nd Ave. Suite 150 Portland, OR 97224	Project: Mailwell Project Number: 361M119101 Project Manager: John Kuiper	Report ID: A3L1535 - 01 05 24 1721
--	--	---

QUALITY CONTROL (QC) SAMPLE RESULTS

Halogenated Volatile Organic Compounds by EPA 8260D

Analyte	Result	Detection Limit	Reporting Limit	Units	Dilution	Spike Amount	Source Result	% REC	% REC Limits	RPD	RPD Limit	Notes
Batch 24A0080 - EPA 5030C						Water						
Matrix Spike Dup (24A0080-MSD1)			Prepared: 01/03/24 10:06 Analyzed: 01/03/24 21:32									
QC Source Sample: Non-SDG (A3L1610-08)												
1,1,1,2-Tetrachloroethane	214	---	4.00	ug/L	10	200	ND	107	78-124%	7	30%	
1,1,2,2-Tetrachloroethane	206	---	5.00	ug/L	10	200	ND	103	71-121%	8	30%	
Tetrachloroethene (PCE)	208	---	4.00	ug/L	10	200	ND	104	74-129%	8	30%	
1,2,3-Trichlorobenzene	192	---	20.0	ug/L	10	200	ND	96	69-129%	10	30%	
1,1,2-Trichloroethane	208	---	5.00	ug/L	10	200	ND	104	80-120%	8	30%	
1,2,4-Trichlorobenzene	192	---	20.0	ug/L	10	200	ND	96	69-130%	11	30%	
1,1,1-Trichloroethane	228	---	4.00	ug/L	10	200	ND	114	74-131%	8	30%	
Trichloroethene (TCE)	199	---	4.00	ug/L	10	200	ND	100	79-123%	8	30%	
Trichlorofluoromethane	277	---	20.0	ug/L	10	200	ND	138	65-141%	10	30%	
1,2,3-Trichloropropane	201	---	10.0	ug/L	10	200	ND	100	73-122%	5	30%	
Vinyl chloride	257	---	2.00	ug/L	10	200	10.0	123	58-137%	18	30%	
<i>Surr: 1,4-Difluorobenzene (Surr)</i>		<i>Recovery: 100 %</i>		<i>Limits: 80-120 %</i>		<i>Dilution: 1x</i>						
<i>Toluene-d8 (Surr)</i>		<i>101 %</i>		<i>80-120 %</i>		<i>"</i>						
<i>4-Bromofluorobenzene (Surr)</i>		<i>93 %</i>		<i>80-120 %</i>		<i>"</i>						

Apex Laboratories

The results in this report apply to the samples analyzed in accordance with the chain of custody document(s) and updated by any subsequent written communications. This analytical report must be reproduced in its entirety.

Philip Nerenberg, Lab Director



ANALYTICAL REPORT

Apex Laboratories, LLC

6700 S.W. Sandburg Street
Tigard, OR 97223
503-718-2323
ORELAP ID: OR100062

WSP USA Environment & Infrastructure Inc. 15862 SW 72nd Ave. Suite 150 Portland, OR 97224	Project: Mailwell Project Number: 361M119101 Project Manager: John Kuiper	Report ID: A3L1535 - 01 05 24 1721
--	--	---

SAMPLE PREPARATION INFORMATION

Halogenated Volatile Organic Compounds by EPA 8260D

Prep: EPA 5030C					Sample	Default	RL Prep
Lab Number	Matrix	Method	Sampled	Prepared	Initial/Final	Initial/Final	Factor
<u>Batch: 23L1065</u>							
A3L1535-01	Water	EPA 8260D	12/20/23 10:53	12/28/23 15:59	5mL/5mL	5mL/5mL	1.00
A3L1535-02	Water	EPA 8260D	12/20/23 00:00	12/28/23 15:59	5mL/5mL	5mL/5mL	1.00
<u>Batch: 24A0035</u>							
A3L1535-04	Water	EPA 8260D	12/20/23 11:23	01/02/24 11:48	5mL/5mL	5mL/5mL	1.00
A3L1535-05	Water	EPA 8260D	12/20/23 11:53	01/02/24 11:48	5mL/5mL	5mL/5mL	1.00
A3L1535-06	Water	EPA 8260D	12/20/23 12:38	01/02/24 11:48	5mL/5mL	5mL/5mL	1.00
A3L1535-07	Water	EPA 8260D	12/20/23 13:08	01/02/24 11:48	5mL/5mL	5mL/5mL	1.00
<u>Batch: 24A0080</u>							
A3L1535-03RE1	Water	EPA 8260D	12/20/23 09:50	01/03/24 10:22	5mL/5mL	5mL/5mL	1.00
A3L1535-04RE1	Water	EPA 8260D	12/20/23 11:23	01/03/24 10:22	5mL/5mL	5mL/5mL	1.00
A3L1535-06RE1	Water	EPA 8260D	12/20/23 12:38	01/03/24 10:22	5mL/5mL	5mL/5mL	1.00
A3L1535-07RE1	Water	EPA 8260D	12/20/23 13:08	01/03/24 10:22	5mL/5mL	5mL/5mL	1.00
A3L1535-08RE1	Water	EPA 8260D	12/20/23 10:32	01/03/24 10:22	5mL/5mL	5mL/5mL	1.00

Apex Laboratories

Philip Nerenberg, Lab Director

The results in this report apply to the samples analyzed in accordance with the chain of custody document(s) and updated by any subsequent written communications. This analytical report must be reproduced in its entirety.



ANALYTICAL REPORT

Apex Laboratories, LLC

6700 S.W. Sandburg Street
Tigard, OR 97223
503-718-2323
ORELAP ID: OR100062

WSP USA Environment & Infrastructure Inc. 15862 SW 72nd Ave. Suite 150 Portland, OR 97224	Project: Mailwell Project Number: 361M119101 Project Manager: John Kuiper	Report ID: A3L1535 - 01 05 24 1721
--	--	--

QUALIFIER DEFINITIONS

Client Sample and Quality Control (QC) Sample Qualifier Definitions:

Apex Laboratories

- Q-01** Spike recovery and/or RPD is outside acceptance limits.
- Q-54** Daily Continuing Calibration Verification recovery for this analyte failed the +/-20% criteria listed in EPA method 8260/8270 by +2%. The results are reported as Estimated Values.
- Q-54a** Daily Continuing Calibration Verification recovery for this analyte failed the +/-20% criteria listed in EPA method 8260/8270 by +23%. The results are reported as Estimated Values.
- Q-54b** Daily Continuing Calibration Verification recovery for this analyte failed the +/-20% criteria listed in EPA method 8260/8270 by +25%. The results are reported as Estimated Values.
- Q-54c** Daily Continuing Calibration Verification recovery for this analyte failed the +/-20% criteria listed in EPA method 8260/8270 by +28%. The results are reported as Estimated Values.
- Q-54d** Daily Continuing Calibration Verification recovery for this analyte failed the +/-20% criteria listed in EPA method 8260/8270 by +3%. The results are reported as Estimated Values.
- Q-54e** Daily Continuing Calibration Verification recovery for this analyte failed the +/-20% criteria listed in EPA method 8260/8270 by +37%. The results are reported as Estimated Values.
- Q-54f** Daily Continuing Calibration Verification recovery for this analyte failed the +/-20% criteria listed in EPA method 8260/8270 by +4%. The results are reported as Estimated Values.
- Q-54g** Daily Continuing Calibration Verification recovery for this analyte failed the +/-20% criteria listed in EPA method 8260/8270 by +41%. The results are reported as Estimated Values.
- Q-54h** Daily Continuing Calibration Verification recovery for this analyte failed the +/-20% criteria listed in EPA method 8260/8270 by +44%. The results are reported as Estimated Values.
- Q-54i** Daily Continuing Calibration Verification recovery for this analyte failed the +/-20% criteria listed in EPA method 8260/8270 by +54%. The results are reported as Estimated Values.
- Q-54j** Daily Continuing Calibration Verification recovery for this analyte failed the +/-20% criteria listed in EPA method 8260/8270 by -10%. The results are reported as Estimated Values.
- Q-54k** Daily Continuing Calibration Verification recovery for this analyte failed the +/-20% criteria listed in EPA method 8260/8270 by -2%. The results are reported as Estimated Values.
- Q-54l** Daily Continuing Calibration Verification recovery for this analyte failed the +/-20% criteria listed in EPA method 8260/8270 by -5%. The results are reported as Estimated Values.
- Q-55** Daily CCV/LCS recovery for this analyte was below the +/-20% criteria listed in EPA 8260, however there is adequate sensitivity to ensure detection at the reporting level.
- Q-56** Daily CCV/LCS recovery for this analyte was above the +/-20% criteria listed in EPA 8260
- T-02** This Batch QC sample was analyzed outside of the method specified 12 hour analysis window. Results are estimated.

Apex Laboratories

The results in this report apply to the samples analyzed in accordance with the chain of custody document(s) and updated by any subsequent written communications. This analytical report must be reproduced in its entirety.

Philip Nerenberg, Lab Director



ANALYTICAL REPORT

Apex Laboratories, LLC

6700 S.W. Sandburg Street
Tigard, OR 97223
503-718-2323
ORELAP ID: OR100062

WSP USA Environment & Infrastructure Inc. 15862 SW 72nd Ave. Suite 150 Portland, OR 97224	Project: Mailwell Project Number: 361M119101 Project Manager: John Kuiper	Report ID: A3L1535 - 01 05 24 1721
--	--	---

REPORTING NOTES AND CONVENTIONS:

Abbreviations:

- DET Analyte DETECTED at or above the detection or reporting limit.
- ND Analyte NOT DETECTED at or above the detection or reporting limit.
- NR Result Not Reported
- RPD Relative Percent Difference. RPDs for Matrix Spikes and Matrix Spike Duplicates are based on concentration, not recovery.

Detection Limits: Limit of Detection (LOD)

Limits of Detection (LODs) are normally set at a level of one half the validated Limit of Quantitation (LOQ).
If no value is listed ('-----'), then the data has not been evaluated below the Reporting Limit.

Reporting Limits: Limit of Quantitation (LOQ)

Validated Limits of Quantitation (LOQs) are reported as the Reporting Limits for all analyses where the LOQ, MRL, PQL or CRL are requested. The LOQ represents a level at or above the low point of the calibration curve, that has been validated according to Apex Laboratories' comprehensive LOQ policies and procedures.

Reporting Conventions:

Basis: Results for soil samples are generally reported on a 100% dry weight basis.
The Result Basis is listed following the units as " dry", " wet", or " " (blank) designation.

- " dry" Sample results and Reporting Limits are reported on a dry weight basis. (i.e. "ug/kg dry")
See Percent Solids section for details of dry weight analysis.
- " wet" Sample results and Reporting Limits for this analysis are normally dry weight corrected, but have not been modified in this case.
- " " Results without 'wet' or 'dry' designation are not normally dry weight corrected. These results are considered 'As Received'.

Results for Volatiles analyses on soils and sediments that are reported on a "dry weight" basis include the water miscible solvent (WMS) correction referenced in the EPA 8000 Method guidance documents. Solid and Liquid samples reported on an "As Received" basis do not have the WMS correction applied, as dry weight was not performed.

QC Source:

In cases where there is insufficient sample provided for Sample Duplicates and/or Matrix Spikes, a Lab Control Sample Duplicate (LCS Dup) may be analyzed to demonstrate accuracy and precision of the extraction batch.

Non-Client Batch QC Samples (Duplicates and Matrix Spike/Duplicates) may not be included in this report. Please request a Full QC report if this data is required.

Miscellaneous Notes:

- " --- " QC results are not applicable. For example, % Recoveries for Blanks and Duplicates, % RPD for Blanks, Blank Spikes and Matrix Spikes, etc.
- " *** " Used to indicate a possible discrepancy with the Sample and Sample Duplicate results when the %RPD is not available. In this case, either the Sample or the Sample Duplicate has a reportable result for this analyte, while the other is Non Detect (ND).

Apex Laboratories

The results in this report apply to the samples analyzed in accordance with the chain of custody document(s) and updated by any subsequent written communications. This analytical report must be reproduced in its entirety.

Philip Nerenberg, Lab Director



ANALYTICAL REPORT

Apex Laboratories, LLC

6700 S.W. Sandburg Street
Tigard, OR 97223
503-718-2323
ORELAP ID: OR100062

WSP USA Environment & Infrastructure Inc. 15862 SW 72nd Ave. Suite 150 Portland, OR 97224	Project: Mailwell Project Number: 361M119101 Project Manager: John Kuiper	Report ID: A3L1535 - 01 05 24 1721
--	--	---

REPORTING NOTES AND CONVENTIONS (Cont.):

Blanks:

- Standard practice is to evaluate the results from Blank QC Samples down to a level equal to ½ the Reporting Limit (RL).
- For Blank hits falling between ½ the RL and the RL (J flagged hits), the associated sample and QC data will receive a 'B-02' qualifier.
- For Blank hits above the RL, the associated sample and QC data will receive a 'B' qualifier, per Apex Laboratories' Blank Policy.
- For further details, please request a copy of this document.
- Sample results flagged with a 'B' or 'B-02' qualifier are potentially biased high if the sample results are less than ten times the level found in the blank for inorganic analyses, or less than five times the level found in the blank for organic analyses.
- 'B' and 'B-02' qualifications are only applied to sample results detected above the Reporting Level, if results are not reported to the MDL.

Preparation Notes:

Mixed Matrix Samples:

Water Samples:

Water samples containing significant amounts of sediment are decanted or separated prior to extraction, and only the water portion analyzed, unless otherwise directed by the client.

Soil and Sediment Samples:

Soil and Sediment samples containing significant amounts of water are decanted prior to extraction, and only the solid portion analyzed, unless otherwise directed by the client.

Sampling and Preservation Notes:

Certain regulatory programs, such as National Pollutant Discharge Elimination System (NPDES), require that activities such as sample filtration (for dissolved metals, orthophosphate, hexavalent chromium, etc.) and testing of short hold analytes (pH, Dissolved Oxygen, etc.) be performed in the field (on-site) within a short time window. In addition, sample matrix spikes are required for some analyses, and sufficient volume must be provided, and billable site specific QC requested, if this is required. All regulatory permits should be reviewed to ensure that these requirements are being met.

Data users should be aware of which regulations pertain to the samples they submit for testing. If related sample collection activities are not approved for a particular regulatory program, results should be considered estimates. Apex Laboratories will qualify these analytes according to the most stringent requirements, however results for samples that are for non-regulatory purposes may be acceptable.

Samples that have been filtered and preserved at Apex Laboratories per client request are listed in the preparation section of the report with the date and time of filtration listed.

Apex Laboratories maintains detailed records on sample receipt, including client label verification, cooler temperature, sample preservation, hold time compliance and field filtration. Data is qualified as necessary, and the lack of qualification indicates compliance with required parameters.

Apex Laboratories

Philip Nerenberg, Lab Director

The results in this report apply to the samples analyzed in accordance with the chain of custody document(s) and updated by any subsequent written communications. This analytical report must be reproduced in its entirety.



ANALYTICAL REPORT

Apex Laboratories, LLC

6700 S.W. Sandburg Street
Tigard, OR 97223
503-718-2323
ORELAP ID: OR100062

Table with 3 columns: Client (WSP USA Environment & Infrastructure Inc.), Project (Mailwell), and Report ID (A3L1535 - 01 05 24 1721).

LABORATORY ACCREDITATION INFORMATION

ORELAP Certification ID: OR100062 (Primary Accreditation) -
EPA ID: OR01039

All methods and analytes reported from work performed at Apex Laboratories are included on Apex Laboratories' ORELAP Scope of Certification, with the exception of any analyte(s) listed below:

Apex Laboratories

Table with 6 columns: Matrix, Analysis, TNI_ID, Analyte, TNI_ID, Accreditation. Content: All reported analytes are included in Apex Laboratories' current ORELAP scope.

Secondary Accreditations

Apex Laboratories also maintains reciprocal accreditation with non-TNI states (Washington DOE), as well as other state specific accreditations not listed here.

Subcontract Laboratory Accreditations

Subcontracted data falls outside of Apex Laboratories' Scope of Accreditation. Please see the Subcontract Laboratory report for full details, or contact your Project Manager for more information.

Field Testing Parameters

Results for Field Tested data are provided by the client or sampler, and fall outside of Apex Laboratories' Scope of Accreditation.

Apex Laboratories

Handwritten signature of Philip Nerenberg

The results in this report apply to the samples analyzed in accordance with the chain of custody document(s) and updated by any subsequent written communications. This analytical report must be reproduced in its entirety.



ANALYTICAL REPORT

Apex Laboratories, LLC

6700 S.W. Sandburg Street
Tigard, OR 97223
503-718-2323
ORELAP ID: OR100062

WSP USA Environment & Infrastructure Inc. 15862 SW 72nd Ave. Suite 150 Portland, OR 97224	Project: Mailwell Project Number: 361M119101 Project Manager: John Kuiper	Report ID: A3L1535 - 01 05 24 1721
--	--	---

APEX LABS
6700 SW Sandburg St., Tigard, OR 97223 Ph: 503-718-2323

CHAIN OF CUSTODY
Lab # A3L1535 COC 1 of 1

Project Name: Mailwell Project #: 361M119101

Company: WSP, USA Project Mgr: John Kuiper Email: John.Kuiper@wsp.com PO #

Address: 15862 SW 72nd Ave. Suite 150 Phone: 503-764-4453

Sampled by: Grace Groves / Carter Thomas

Site Location: OR

State: OR

County: Clatsop

SAMPLE ID	DATE	TIME	MATRIX	# OF CONTAINERS	NWPH-ECM	NWPH-DX	NWPH-GX	8260 BTEX	8260 RBDM VOCs	8260 Halo VOCs	8260 VOCs Full List	8270 SIM PAHs	8270 Semi-Vols Full List	8082 PCBs	8081 Pesticides	RCRA Metals (8)	Priority Metals (13)	Al, Sb, As, Ba, Be, Cd, Cr, Co, Cu, Fe, Ni, Pb, Hg, Mg, Mn, Mo, Ni, K, Se, Ag, Na, TL, V, Zn, TCDF, TCDF, TCDF	TCDF Metals (3)	HVOCS	Hold Sample	Frozen Archive	
																							ANALYSIS REQUEST
MW-1-20231220	12/20/23	10:53	1	3																			
DSP-1		N/A																					
MW-2-20231220		9:50																					
MW-3-20231220		11:23																					
MW-4-20231220		11:53																					
MW-5-20231220		12:38																					
MW-6-20231220		13:08																					
MW-7-20231220		10:32																					

TAT Requested (circle) 1 Day 2 Day 3 Day 5 Day Standard Other: _____

SPECIAL INSTRUCTIONS:

RELINQUISHED BY:		RECEIVED BY:	
Signature: <u>[Signature]</u>	Date: <u>12/20/23</u>	Signature: <u>[Signature]</u>	Date: <u>12/20/23</u>
Printed Name: <u>Grace Groves</u>	Time: <u>2:35 PM</u>	Signature: <u>[Signature]</u>	Date: <u>12/20/23</u>
Company: <u>WSP</u>		Printed Name: <u>Carter Thomas</u>	Time: <u>1:50</u>
		Company: <u>WSP</u>	

Form Y-002 R-00

Apex Laboratories

Philip Nerenberg

The results in this report apply to the samples analyzed in accordance with the chain of custody document(s) and updated by any subsequent written communications. This analytical report must be reproduced in its entirety.

Philip Nerenberg, Lab Director



ANALYTICAL REPORT

Apex Laboratories, LLC

6700 S.W. Sandburg Street
Tigard, OR 97223
503-718-2323
ORELAP ID: OR100062

WSP USA Environment & Infrastructure Inc. 15862 SW 72nd Ave. Suite 150 Portland, OR 97224	Project: Mailwell Project Number: 361M119101 Project Manager: John Kuiper	Report ID: A3L1535 - 01 05 24 1721
--	--	--

APEXLABS COOLER RECEIPT FORM

Client: WSP Element WO#: A3 L1535

Project/Project #: Mailwell / 361M119101

Delivery Info:
Date/time received: 12/20/23 @ 1500 By: [Signature]
Delivered by: Apex Client ESS FedEx UPS Radio Morgan SDS Evergreen Other

Cooler Inspection Date/time inspected: 12/20/23 @ 1500 By: [Signature]
Chain of Custody included? Yes No
Signed/dated by client? Yes No

	Cooler #1	Cooler #2	Cooler #3	Cooler #4	Cooler #5	Cooler #6	Cooler #7
Temperature (°C)	<u>4.8</u>						
Custody seals? (Y/N)	<u>N</u>						
Received on ice? (Y/N)	<u>Y</u>						
Temp. blanks? (Y/N)	<u>Y</u>						
Ice type: (Gel/Real/Other)	<u>Real</u>						
Condition (In/Out):	<u>In</u>						

Cooler out of temp? (Y/N) Possible reason why: _____
Green dots applied to out of temperature samples? Yes No
Out of temperature samples form initiated? Yes No
Sample Inspection: Date/time inspected: 12/21/23 @ 1055 By: KAC
All samples intact? Yes No Comments: _____
Bottle labels/COCs agree? Yes No Comments: _____
COC/container discrepancies form initiated? Yes No
Containers/volumes received appropriate for analysis? Yes No Comments: _____
Do VOA vials have visible headspace? Yes No NA
Comments: Sediment in 3/3 VOA's All samples
Water samples: pH checked: Yes No NA pH appropriate? Yes No NA pH ID: _____
Comments: _____
Additional information: _____
Labeled by: KAC Witness: [Signature] Cooler Inspected by: [Signature]

Apex Laboratories

Philip Nerenberg

Philip Nerenberg, Lab Director

The results in this report apply to the samples analyzed in accordance with the chain of custody document(s) and updated by any subsequent written communications. This analytical report must be reproduced in its entirety.



ANALYTICAL REPORT

Apex Laboratories, LLC

6700 S.W. Sandburg Street
Tigard, OR 97223
503-718-2323
ORELAP ID: OR100062

Tuesday, April 2, 2024

John Kuiper
WSP USA Environment & Infrastructure Inc.
15862 SW 72nd Ave. Suite 150
Portland, OR 97224

RE: A4C1548 - Mailwell - 361M119101

Thank you for using Apex Laboratories. We greatly appreciate your business and strive to provide the highest quality services to the environmental industry.

Enclosed are the results of analyses for work order A4C1548, which was received by the laboratory on 3/21/2024 at 4:07:00PM.

If you have any questions concerning this report or the services we offer, please feel free to contact me by email at: pnerenberg@apex-labs.com, or by phone at 503-718-2323.

Please note: All samples will be disposed of within 30 days of sample receipt, unless prior arrangements have been made.

Cooler Receipt Information	
<p><u>Acceptable Receipt Temperature is less than, or equal to, 6 degC (not frozen), or received on ice the same day as sampling.</u></p> <p>(See Cooler Receipt Form for details)</p>	
<p>Default Cooler</p> <hr style="width: 80%; margin-left: 0;"/>	<p>5.4 degC</p>

This Final Report is the official version of the data results for this sample submission, unless superseded by a subsequent, labeled amended report.

All other deliverables derived from this data, including Electronic Data Deliverables (EDDs), CLP-like forms, client requested summary sheets, and all other products are considered secondary to this report.



Apex Laboratories

The results in this report apply to the samples analyzed in accordance with the chain of custody document(s) and updated by any subsequent written communications. This analytical report must be reproduced in its entirety.

Philip Nerenberg, Lab Director



ANALYTICAL REPORT

Apex Laboratories, LLC

6700 S.W. Sandburg Street
Tigard, OR 97223
503-718-2323
ORELAP ID: OR100062

WSP USA Environment & Infrastructure Inc. 15862 SW 72nd Ave. Suite 150 Portland, OR 97224	Project: Mailwell Project Number: 361M119101 Project Manager: John Kuiper	Report ID: A4C1548 - 04 02 24 1512
--	--	---

ANALYTICAL REPORT FOR SAMPLES

SAMPLE INFORMATION

Client Sample ID	Laboratory ID	Matrix	Date Sampled	Date Received
MW-1-20240321	A4C1548-01	Water	03/21/24 12:30	03/21/24 16:07
MW-2-20240321	A4C1548-02	Water	03/21/24 14:50	03/21/24 16:07
MW-3-20240321	A4C1548-03	Water	03/21/24 13:10	03/21/24 16:07
MW-4-20240321	A4C1548-04	Water	03/21/24 13:50	03/21/24 16:07
MW-5-20240321	A4C1548-05	Water	03/21/24 10:55	03/21/24 16:07
MW-6-20240321	A4C1548-06	Water	03/21/24 11:35	03/21/24 16:07
MW-7-20240321	A4C1548-07	Water	03/21/24 14:25	03/21/24 16:07
Dup1-20240321	A4C1548-08	Water	03/21/24 00:00	03/21/24 16:07

Apex Laboratories

The results in this report apply to the samples analyzed in accordance with the chain of custody document(s) and updated by any subsequent written communications. This analytical report must be reproduced in its entirety.

Philip Nerenberg, Lab Director



ANALYTICAL REPORT

Apex Laboratories, LLC

6700 S.W. Sandburg Street
Tigard, OR 97223
503-718-2323
ORELAP ID: OR100062

WSP USA Environment & Infrastructure Inc. 15862 SW 72nd Ave. Suite 150 Portland, OR 97224	Project: Mailwell Project Number: 361M119101 Project Manager: John Kuiper	Report ID: A4C1548 - 04 02 24 1512
--	--	---

ANALYTICAL SAMPLE RESULTS

Halogenated Volatile Organic Compounds by EPA 8260D

Analyte	Sample Result	Detection Limit	Reporting Limit	Units	Dilution	Date Analyzed	Method Ref.	Notes
MW-1-20240321 (A4C1548-01)			Matrix: Water			Batch: 24C0800		
Bromobenzene	ND	---	0.500	ug/L	1	03/22/24 17:19	EPA 8260D	
Bromochloromethane	ND	---	1.00	ug/L	1	03/22/24 17:19	EPA 8260D	
Bromodichloromethane	ND	---	1.00	ug/L	1	03/22/24 17:19	EPA 8260D	
Bromoform	ND	---	1.00	ug/L	1	03/22/24 17:19	EPA 8260D	
Bromomethane	ND	---	5.00	ug/L	1	03/22/24 17:19	EPA 8260D	
Carbon tetrachloride	ND	---	1.00	ug/L	1	03/22/24 17:19	EPA 8260D	
Chlorobenzene	ND	---	0.500	ug/L	1	03/22/24 17:19	EPA 8260D	
Chloroethane	ND	---	5.00	ug/L	1	03/22/24 17:19	EPA 8260D	
Chloroform	ND	---	1.00	ug/L	1	03/22/24 17:19	EPA 8260D	
Chloromethane	ND	---	5.00	ug/L	1	03/22/24 17:19	EPA 8260D	
2-Chlorotoluene	ND	---	1.00	ug/L	1	03/22/24 17:19	EPA 8260D	
4-Chlorotoluene	ND	---	1.00	ug/L	1	03/22/24 17:19	EPA 8260D	
Dibromochloromethane	ND	---	1.00	ug/L	1	03/22/24 17:19	EPA 8260D	
1,2-Dibromo-3-chloropropane	ND	---	5.00	ug/L	1	03/22/24 17:19	EPA 8260D	
1,2-Dibromoethane (EDB)	ND	---	0.500	ug/L	1	03/22/24 17:19	EPA 8260D	
Dibromomethane	ND	---	1.00	ug/L	1	03/22/24 17:19	EPA 8260D	
1,2-Dichlorobenzene	ND	---	0.500	ug/L	1	03/22/24 17:19	EPA 8260D	
1,3-Dichlorobenzene	ND	---	0.500	ug/L	1	03/22/24 17:19	EPA 8260D	
1,4-Dichlorobenzene	ND	---	0.500	ug/L	1	03/22/24 17:19	EPA 8260D	
Dichlorodifluoromethane	ND	---	1.00	ug/L	1	03/22/24 17:19	EPA 8260D	
1,1-Dichloroethane	ND	---	0.400	ug/L	1	03/22/24 17:19	EPA 8260D	
1,2-Dichloroethane (EDC)	ND	---	0.400	ug/L	1	03/22/24 17:19	EPA 8260D	
1,1-Dichloroethene	ND	---	0.400	ug/L	1	03/22/24 17:19	EPA 8260D	
cis-1,2-Dichloroethene	ND	---	0.400	ug/L	1	03/22/24 17:19	EPA 8260D	
trans-1,2-Dichloroethene	ND	---	0.400	ug/L	1	03/22/24 17:19	EPA 8260D	
1,2-Dichloropropane	ND	---	0.500	ug/L	1	03/22/24 17:19	EPA 8260D	
1,3-Dichloropropane	ND	---	1.00	ug/L	1	03/22/24 17:19	EPA 8260D	
2,2-Dichloropropane	ND	---	1.00	ug/L	1	03/22/24 17:19	EPA 8260D	
1,1-Dichloropropene	ND	---	1.00	ug/L	1	03/22/24 17:19	EPA 8260D	
cis-1,3-Dichloropropene	ND	---	1.00	ug/L	1	03/22/24 17:19	EPA 8260D	
trans-1,3-Dichloropropene	ND	---	1.00	ug/L	1	03/22/24 17:19	EPA 8260D	
Hexachlorobutadiene	ND	---	5.00	ug/L	1	03/22/24 17:19	EPA 8260D	
Methylene chloride	ND	---	10.0	ug/L	1	03/22/24 17:19	EPA 8260D	

Apex Laboratories

The results in this report apply to the samples analyzed in accordance with the chain of custody document(s) and updated by any subsequent written communications. This analytical report must be reproduced in its entirety.



ANALYTICAL REPORT

Apex Laboratories, LLC

6700 S.W. Sandburg Street
Tigard, OR 97223
503-718-2323
ORELAP ID: OR100062

WSP USA Environment & Infrastructure Inc. 15862 SW 72nd Ave. Suite 150 Portland, OR 97224	Project: Mailwell Project Number: 361M119101 Project Manager: John Kuiper	Report ID: A4C1548 - 04 02 24 1512
--	--	---

ANALYTICAL SAMPLE RESULTS

Halogenated Volatile Organic Compounds by EPA 8260D

Analyte	Sample Result	Detection Limit	Reporting Limit	Units	Dilution	Date Analyzed	Method Ref.	Notes
MW-1-20240321 (A4C1548-01)			Matrix: Water			Batch: 24C0800		
1,1,1,2-Tetrachloroethane	ND	---	0.400	ug/L	1	03/22/24 17:19	EPA 8260D	
1,1,2,2-Tetrachloroethane	ND	---	0.500	ug/L	1	03/22/24 17:19	EPA 8260D	
Tetrachloroethene (PCE)	0.700	---	0.400	ug/L	1	03/22/24 17:19	EPA 8260D	
1,2,3-Trichlorobenzene	ND	---	2.00	ug/L	1	03/22/24 17:19	EPA 8260D	
1,1,2-Trichloroethane	ND	---	0.500	ug/L	1	03/22/24 17:19	EPA 8260D	
1,2,4-Trichlorobenzene	ND	---	2.00	ug/L	1	03/22/24 17:19	EPA 8260D	
1,1,1-Trichloroethane	ND	---	0.400	ug/L	1	03/22/24 17:19	EPA 8260D	
Trichloroethene (TCE)	ND	---	0.400	ug/L	1	03/22/24 17:19	EPA 8260D	
Trichlorofluoromethane	ND	---	2.00	ug/L	1	03/22/24 17:19	EPA 8260D	
1,2,3-Trichloropropane	ND	---	1.00	ug/L	1	03/22/24 17:19	EPA 8260D	
Vinyl chloride	ND	---	0.200	ug/L	1	03/22/24 17:19	EPA 8260D	
<i>Surrogate: 1,4-Difluorobenzene (Surr)</i>		<i>Recovery: 100 %</i>		<i>Limits: 80-120 %</i>		<i>1</i>	<i>03/22/24 17:19</i>	<i>EPA 8260D</i>
<i>Toluene-d8 (Surr)</i>		<i>103 %</i>		<i>80-120 %</i>		<i>1</i>	<i>03/22/24 17:19</i>	<i>EPA 8260D</i>
<i>4-Bromofluorobenzene (Surr)</i>		<i>98 %</i>		<i>80-120 %</i>		<i>1</i>	<i>03/22/24 17:19</i>	<i>EPA 8260D</i>
MW-2-20240321 (A4C1548-02)			Matrix: Water			Batch: 24C0800		
Bromobenzene	ND	---	0.500	ug/L	1	03/22/24 17:47	EPA 8260D	
Bromochloromethane	ND	---	1.00	ug/L	1	03/22/24 17:47	EPA 8260D	
Bromodichloromethane	ND	---	1.00	ug/L	1	03/22/24 17:47	EPA 8260D	
Bromoform	ND	---	1.00	ug/L	1	03/22/24 17:47	EPA 8260D	
Bromomethane	ND	---	5.00	ug/L	1	03/22/24 17:47	EPA 8260D	
Carbon tetrachloride	ND	---	1.00	ug/L	1	03/22/24 17:47	EPA 8260D	
Chlorobenzene	ND	---	0.500	ug/L	1	03/22/24 17:47	EPA 8260D	
Chloroethane	ND	---	5.00	ug/L	1	03/22/24 17:47	EPA 8260D	
Chloroform	ND	---	1.00	ug/L	1	03/22/24 17:47	EPA 8260D	
Chloromethane	ND	---	5.00	ug/L	1	03/22/24 17:47	EPA 8260D	
2-Chlorotoluene	ND	---	1.00	ug/L	1	03/22/24 17:47	EPA 8260D	
4-Chlorotoluene	ND	---	1.00	ug/L	1	03/22/24 17:47	EPA 8260D	
Dibromochloromethane	ND	---	1.00	ug/L	1	03/22/24 17:47	EPA 8260D	
1,2-Dibromo-3-chloropropane	ND	---	5.00	ug/L	1	03/22/24 17:47	EPA 8260D	
1,2-Dibromoethane (EDB)	ND	---	0.500	ug/L	1	03/22/24 17:47	EPA 8260D	
Dibromomethane	ND	---	1.00	ug/L	1	03/22/24 17:47	EPA 8260D	
1,2-Dichlorobenzene	ND	---	0.500	ug/L	1	03/22/24 17:47	EPA 8260D	
1,3-Dichlorobenzene	ND	---	0.500	ug/L	1	03/22/24 17:47	EPA 8260D	

Apex Laboratories

Philip Nerenberg, Lab Director

The results in this report apply to the samples analyzed in accordance with the chain of custody document(s) and updated by any subsequent written communications. This analytical report must be reproduced in its entirety.



ANALYTICAL REPORT

Apex Laboratories, LLC

6700 S.W. Sandburg Street
Tigard, OR 97223
503-718-2323
ORELAP ID: OR100062

WSP USA Environment & Infrastructure Inc.	Project: Mailwell	
15862 SW 72nd Ave. Suite 150	Project Number: 361M119101	Report ID:
Portland, OR 97224	Project Manager: John Kuiper	A4C1548 - 04 02 24 1512

ANALYTICAL SAMPLE RESULTS

Halogenated Volatile Organic Compounds by EPA 8260D

Analyte	Sample Result	Detection Limit	Reporting Limit	Units	Dilution	Date Analyzed	Method Ref.	Notes
			Matrix: Water			Batch: 24C0800		
MW-2-20240321 (A4C1548-02)								
1,4-Dichlorobenzene	ND	---	0.500	ug/L	1	03/22/24 17:47	EPA 8260D	
Dichlorodifluoromethane	ND	---	1.00	ug/L	1	03/22/24 17:47	EPA 8260D	
1,1-Dichloroethane	ND	---	0.400	ug/L	1	03/22/24 17:47	EPA 8260D	
1,2-Dichloroethane (EDC)	ND	---	0.400	ug/L	1	03/22/24 17:47	EPA 8260D	
1,1-Dichloroethene	ND	---	0.400	ug/L	1	03/22/24 17:47	EPA 8260D	
cis-1,2-Dichloroethene	40.4	---	0.400	ug/L	1	03/22/24 17:47	EPA 8260D	
trans-1,2-Dichloroethene	ND	---	0.400	ug/L	1	03/22/24 17:47	EPA 8260D	
1,2-Dichloropropane	ND	---	0.500	ug/L	1	03/22/24 17:47	EPA 8260D	
1,3-Dichloropropane	ND	---	1.00	ug/L	1	03/22/24 17:47	EPA 8260D	
2,2-Dichloropropane	ND	---	1.00	ug/L	1	03/22/24 17:47	EPA 8260D	
1,1-Dichloropropene	ND	---	1.00	ug/L	1	03/22/24 17:47	EPA 8260D	
cis-1,3-Dichloropropene	ND	---	1.00	ug/L	1	03/22/24 17:47	EPA 8260D	
trans-1,3-Dichloropropene	ND	---	1.00	ug/L	1	03/22/24 17:47	EPA 8260D	
Hexachlorobutadiene	ND	---	5.00	ug/L	1	03/22/24 17:47	EPA 8260D	
Methylene chloride	ND	---	10.0	ug/L	1	03/22/24 17:47	EPA 8260D	
1,1,1,2-Tetrachloroethane	ND	---	0.400	ug/L	1	03/22/24 17:47	EPA 8260D	
1,1,2,2-Tetrachloroethane	ND	---	0.500	ug/L	1	03/22/24 17:47	EPA 8260D	
Tetrachloroethene (PCE)	97.2	---	0.400	ug/L	1	03/22/24 17:47	EPA 8260D	
1,2,3-Trichlorobenzene	ND	---	2.00	ug/L	1	03/22/24 17:47	EPA 8260D	
1,1,2-Trichloroethane	ND	---	0.500	ug/L	1	03/22/24 17:47	EPA 8260D	
1,2,4-Trichlorobenzene	ND	---	2.00	ug/L	1	03/22/24 17:47	EPA 8260D	
1,1,1-Trichloroethane	ND	---	0.400	ug/L	1	03/22/24 17:47	EPA 8260D	
Trichloroethene (TCE)	3.03	---	0.400	ug/L	1	03/22/24 17:47	EPA 8260D	
Trichlorofluoromethane	ND	---	2.00	ug/L	1	03/22/24 17:47	EPA 8260D	
1,2,3-Trichloropropane	ND	---	1.00	ug/L	1	03/22/24 17:47	EPA 8260D	
Vinyl chloride	23.4	---	0.200	ug/L	1	03/22/24 17:47	EPA 8260D	
<i>Surrogate: 1,4-Difluorobenzene (Surr)</i>		<i>Recovery: 100 %</i>		<i>Limits: 80-120 %</i>		<i>1</i>	<i>03/22/24 17:47</i>	<i>EPA 8260D</i>
<i>Toluene-d8 (Surr)</i>		<i>103 %</i>		<i>80-120 %</i>		<i>1</i>	<i>03/22/24 17:47</i>	<i>EPA 8260D</i>
<i>4-Bromofluorobenzene (Surr)</i>		<i>97 %</i>		<i>80-120 %</i>		<i>1</i>	<i>03/22/24 17:47</i>	<i>EPA 8260D</i>

			Matrix: Water			Batch: 24C0800		
MW-3-20240321 (A4C1548-03)								
Bromobenzene	ND	---	2.50	ug/L	5	03/22/24 22:20	EPA 8260D	
Bromochloromethane	ND	---	5.00	ug/L	5	03/22/24 22:20	EPA 8260D	
Bromodichloromethane	ND	---	5.00	ug/L	5	03/22/24 22:20	EPA 8260D	

Apex Laboratories

Philip Nerenberg, Lab Director

The results in this report apply to the samples analyzed in accordance with the chain of custody document(s) and updated by any subsequent written communications. This analytical report must be reproduced in its entirety.



ANALYTICAL REPORT

Apex Laboratories, LLC

6700 S.W. Sandburg Street
Tigard, OR 97223
503-718-2323
ORELAP ID: OR100062

WSP USA Environment & Infrastructure Inc. 15862 SW 72nd Ave. Suite 150 Portland, OR 97224	Project: Mailwell Project Number: 361M119101 Project Manager: John Kuiper	Report ID: A4C1548 - 04 02 24 1512
--	--	---

ANALYTICAL SAMPLE RESULTS

Halogenated Volatile Organic Compounds by EPA 8260D

Analyte	Sample Result	Detection Limit	Reporting Limit	Units	Dilution	Date Analyzed	Method Ref.	Notes
MW-3-20240321 (A4C1548-03)			Matrix: Water			Batch: 24C0800		
Bromoform	ND	---	5.00	ug/L	5	03/22/24 22:20	EPA 8260D	
Bromomethane	ND	---	25.0	ug/L	5	03/22/24 22:20	EPA 8260D	
Carbon tetrachloride	ND	---	5.00	ug/L	5	03/22/24 22:20	EPA 8260D	
Chlorobenzene	ND	---	2.50	ug/L	5	03/22/24 22:20	EPA 8260D	
Chloroethane	ND	---	25.0	ug/L	5	03/22/24 22:20	EPA 8260D	
Chloroform	ND	---	5.00	ug/L	5	03/22/24 22:20	EPA 8260D	
Chloromethane	ND	---	25.0	ug/L	5	03/22/24 22:20	EPA 8260D	
2-Chlorotoluene	ND	---	5.00	ug/L	5	03/22/24 22:20	EPA 8260D	
4-Chlorotoluene	ND	---	5.00	ug/L	5	03/22/24 22:20	EPA 8260D	
Dibromochloromethane	ND	---	5.00	ug/L	5	03/22/24 22:20	EPA 8260D	
1,2-Dibromo-3-chloropropane	ND	---	25.0	ug/L	5	03/22/24 22:20	EPA 8260D	
1,2-Dibromoethane (EDB)	ND	---	2.50	ug/L	5	03/22/24 22:20	EPA 8260D	
Dibromomethane	ND	---	5.00	ug/L	5	03/22/24 22:20	EPA 8260D	
1,2-Dichlorobenzene	ND	---	2.50	ug/L	5	03/22/24 22:20	EPA 8260D	
1,3-Dichlorobenzene	ND	---	2.50	ug/L	5	03/22/24 22:20	EPA 8260D	
1,4-Dichlorobenzene	ND	---	2.50	ug/L	5	03/22/24 22:20	EPA 8260D	
Dichlorodifluoromethane	ND	---	5.00	ug/L	5	03/22/24 22:20	EPA 8260D	
1,1-Dichloroethane	ND	---	2.00	ug/L	5	03/22/24 22:20	EPA 8260D	
1,2-Dichloroethane (EDC)	ND	---	2.00	ug/L	5	03/22/24 22:20	EPA 8260D	
1,1-Dichloroethene	ND	---	2.00	ug/L	5	03/22/24 22:20	EPA 8260D	
cis-1,2-Dichloroethene	37.9	---	2.00	ug/L	5	03/22/24 22:20	EPA 8260D	
trans-1,2-Dichloroethene	ND	---	2.00	ug/L	5	03/22/24 22:20	EPA 8260D	
1,2-Dichloropropane	ND	---	2.50	ug/L	5	03/22/24 22:20	EPA 8260D	
1,3-Dichloropropane	ND	---	5.00	ug/L	5	03/22/24 22:20	EPA 8260D	
2,2-Dichloropropane	ND	---	5.00	ug/L	5	03/22/24 22:20	EPA 8260D	
1,1-Dichloropropene	ND	---	5.00	ug/L	5	03/22/24 22:20	EPA 8260D	
cis-1,3-Dichloropropene	ND	---	5.00	ug/L	5	03/22/24 22:20	EPA 8260D	
trans-1,3-Dichloropropene	ND	---	5.00	ug/L	5	03/22/24 22:20	EPA 8260D	
Hexachlorobutadiene	ND	---	25.0	ug/L	5	03/22/24 22:20	EPA 8260D	
Methylene chloride	ND	---	50.0	ug/L	5	03/22/24 22:20	EPA 8260D	
1,1,1,2-Tetrachloroethane	ND	---	2.00	ug/L	5	03/22/24 22:20	EPA 8260D	
1,1,1,2,2-Tetrachloroethane	ND	---	2.50	ug/L	5	03/22/24 22:20	EPA 8260D	
Tetrachloroethene (PCE)	480	---	2.00	ug/L	5	03/22/24 22:20	EPA 8260D	

Apex Laboratories

The results in this report apply to the samples analyzed in accordance with the chain of custody document(s) and updated by any subsequent written communications. This analytical report must be reproduced in its entirety.

Philip Nerenberg, Lab Director



ANALYTICAL REPORT

Apex Laboratories, LLC

6700 S.W. Sandburg Street
Tigard, OR 97223
503-718-2323
ORELAP ID: OR100062

WSP USA Environment & Infrastructure Inc. 15862 SW 72nd Ave. Suite 150 Portland, OR 97224	Project: Mailwell Project Number: 361M119101 Project Manager: John Kuiper	Report ID: A4C1548 - 04 02 24 1512
--	--	---

ANALYTICAL SAMPLE RESULTS

Halogenated Volatile Organic Compounds by EPA 8260D

Analyte	Sample Result	Detection Limit	Reporting Limit	Units	Dilution	Date Analyzed	Method Ref.	Notes
MW-3-20240321 (A4C1548-03)			Matrix: Water			Batch: 24C0800		
1,2,3-Trichlorobenzene	ND	---	10.0	ug/L	5	03/22/24 22:20	EPA 8260D	
1,1,2-Trichloroethane	ND	---	2.50	ug/L	5	03/22/24 22:20	EPA 8260D	
1,2,4-Trichlorobenzene	ND	---	10.0	ug/L	5	03/22/24 22:20	EPA 8260D	
1,1,1-Trichloroethane	ND	---	2.00	ug/L	5	03/22/24 22:20	EPA 8260D	
Trichloroethene (TCE)	45.6	---	2.00	ug/L	5	03/22/24 22:20	EPA 8260D	
Trichlorofluoromethane	ND	---	10.0	ug/L	5	03/22/24 22:20	EPA 8260D	
1,2,3-Trichloropropane	ND	---	5.00	ug/L	5	03/22/24 22:20	EPA 8260D	
Vinyl chloride	ND	---	1.00	ug/L	5	03/22/24 22:20	EPA 8260D	
<i>Surrogate: 1,4-Difluorobenzene (Surr)</i>		<i>Recovery: 98 %</i>		<i>Limits: 80-120 %</i>		<i>1</i>	<i>03/22/24 22:20</i>	<i>EPA 8260D</i>
<i>Toluene-d8 (Surr)</i>		<i>102 %</i>		<i>80-120 %</i>		<i>1</i>	<i>03/22/24 22:20</i>	<i>EPA 8260D</i>
<i>4-Bromofluorobenzene (Surr)</i>		<i>99 %</i>		<i>80-120 %</i>		<i>1</i>	<i>03/22/24 22:20</i>	<i>EPA 8260D</i>
MW-4-20240321 (A4C1548-04)			Matrix: Water			Batch: 24C0800		
Bromobenzene	ND	---	2.50	ug/L	5	03/22/24 22:47	EPA 8260D	
Bromochloromethane	ND	---	5.00	ug/L	5	03/22/24 22:47	EPA 8260D	
Bromodichloromethane	ND	---	5.00	ug/L	5	03/22/24 22:47	EPA 8260D	
Bromoform	ND	---	5.00	ug/L	5	03/22/24 22:47	EPA 8260D	
Bromomethane	ND	---	25.0	ug/L	5	03/22/24 22:47	EPA 8260D	
Carbon tetrachloride	ND	---	5.00	ug/L	5	03/22/24 22:47	EPA 8260D	
Chlorobenzene	ND	---	2.50	ug/L	5	03/22/24 22:47	EPA 8260D	
Chloroethane	ND	---	25.0	ug/L	5	03/22/24 22:47	EPA 8260D	
Chloroform	ND	---	5.00	ug/L	5	03/22/24 22:47	EPA 8260D	
Chloromethane	ND	---	25.0	ug/L	5	03/22/24 22:47	EPA 8260D	
2-Chlorotoluene	ND	---	5.00	ug/L	5	03/22/24 22:47	EPA 8260D	
4-Chlorotoluene	ND	---	5.00	ug/L	5	03/22/24 22:47	EPA 8260D	
Dibromochloromethane	ND	---	5.00	ug/L	5	03/22/24 22:47	EPA 8260D	
1,2-Dibromo-3-chloropropane	ND	---	25.0	ug/L	5	03/22/24 22:47	EPA 8260D	
1,2-Dibromoethane (EDB)	ND	---	2.50	ug/L	5	03/22/24 22:47	EPA 8260D	
Dibromomethane	ND	---	5.00	ug/L	5	03/22/24 22:47	EPA 8260D	
1,2-Dichlorobenzene	ND	---	2.50	ug/L	5	03/22/24 22:47	EPA 8260D	
1,3-Dichlorobenzene	ND	---	2.50	ug/L	5	03/22/24 22:47	EPA 8260D	
1,4-Dichlorobenzene	ND	---	2.50	ug/L	5	03/22/24 22:47	EPA 8260D	
Dichlorodifluoromethane	ND	---	5.00	ug/L	5	03/22/24 22:47	EPA 8260D	
1,1-Dichloroethane	ND	---	2.00	ug/L	5	03/22/24 22:47	EPA 8260D	

Apex Laboratories

Philip Nerenberg, Lab Director

The results in this report apply to the samples analyzed in accordance with the chain of custody document(s) and updated by any subsequent written communications. This analytical report must be reproduced in its entirety.



ANALYTICAL REPORT

Apex Laboratories, LLC

6700 S.W. Sandburg Street
Tigard, OR 97223
503-718-2323
ORELAP ID: OR100062

WSP USA Environment & Infrastructure Inc. 15862 SW 72nd Ave. Suite 150 Portland, OR 97224	Project: Mailwell Project Number: 361M119101 Project Manager: John Kuiper	Report ID: A4C1548 - 04 02 24 1512
--	--	---

ANALYTICAL SAMPLE RESULTS

Halogenated Volatile Organic Compounds by EPA 8260D

Analyte	Sample Result	Detection Limit	Reporting Limit	Units	Dilution	Date Analyzed	Method Ref.	Notes
MW-4-20240321 (A4C1548-04)			Matrix: Water			Batch: 24C0800		
1,2-Dichloroethane (EDC)	ND	---	2.00	ug/L	5	03/22/24 22:47	EPA 8260D	
1,1-Dichloroethene	ND	---	2.00	ug/L	5	03/22/24 22:47	EPA 8260D	
cis-1,2-Dichloroethene	3.30	---	2.00	ug/L	5	03/22/24 22:47	EPA 8260D	
trans-1,2-Dichloroethene	ND	---	2.00	ug/L	5	03/22/24 22:47	EPA 8260D	
1,2-Dichloropropane	ND	---	2.50	ug/L	5	03/22/24 22:47	EPA 8260D	
1,3-Dichloropropane	ND	---	5.00	ug/L	5	03/22/24 22:47	EPA 8260D	
2,2-Dichloropropane	ND	---	5.00	ug/L	5	03/22/24 22:47	EPA 8260D	
1,1-Dichloropropene	ND	---	5.00	ug/L	5	03/22/24 22:47	EPA 8260D	
cis-1,3-Dichloropropene	ND	---	5.00	ug/L	5	03/22/24 22:47	EPA 8260D	
trans-1,3-Dichloropropene	ND	---	5.00	ug/L	5	03/22/24 22:47	EPA 8260D	
Hexachlorobutadiene	ND	---	25.0	ug/L	5	03/22/24 22:47	EPA 8260D	
Methylene chloride	ND	---	50.0	ug/L	5	03/22/24 22:47	EPA 8260D	
1,1,1,2-Tetrachloroethane	ND	---	2.00	ug/L	5	03/22/24 22:47	EPA 8260D	
1,1,2,2-Tetrachloroethane	ND	---	2.50	ug/L	5	03/22/24 22:47	EPA 8260D	
Tetrachloroethene (PCE)	397	---	2.00	ug/L	5	03/22/24 22:47	EPA 8260D	
1,2,3-Trichlorobenzene	ND	---	10.0	ug/L	5	03/22/24 22:47	EPA 8260D	
1,1,2-Trichloroethane	ND	---	2.50	ug/L	5	03/22/24 22:47	EPA 8260D	
1,2,4-Trichlorobenzene	ND	---	10.0	ug/L	5	03/22/24 22:47	EPA 8260D	
1,1,1-Trichloroethane	ND	---	2.00	ug/L	5	03/22/24 22:47	EPA 8260D	
Trichloroethene (TCE)	38.0	---	2.00	ug/L	5	03/22/24 22:47	EPA 8260D	
Trichlorofluoromethane	ND	---	10.0	ug/L	5	03/22/24 22:47	EPA 8260D	
1,2,3-Trichloropropane	ND	---	5.00	ug/L	5	03/22/24 22:47	EPA 8260D	
Vinyl chloride	ND	---	1.00	ug/L	5	03/22/24 22:47	EPA 8260D	
<i>Surrogate: 1,4-Difluorobenzene (Surr)</i>		<i>Recovery: 100 %</i>		<i>Limits: 80-120 %</i>		<i>1</i>	<i>03/22/24 22:47</i>	<i>EPA 8260D</i>
<i>Toluene-d8 (Surr)</i>		<i>103 %</i>		<i>80-120 %</i>		<i>1</i>	<i>03/22/24 22:47</i>	<i>EPA 8260D</i>
<i>4-Bromofluorobenzene (Surr)</i>		<i>97 %</i>		<i>80-120 %</i>		<i>1</i>	<i>03/22/24 22:47</i>	<i>EPA 8260D</i>

MW-5-20240321 (A4C1548-05)			Matrix: Water			Batch: 24C0800		
Bromobenzene	ND	---	0.500	ug/L	1	03/22/24 18:14	EPA 8260D	
Bromochloromethane	ND	---	1.00	ug/L	1	03/22/24 18:14	EPA 8260D	
Bromodichloromethane	ND	---	1.00	ug/L	1	03/22/24 18:14	EPA 8260D	
Bromoform	ND	---	1.00	ug/L	1	03/22/24 18:14	EPA 8260D	
Bromomethane	ND	---	5.00	ug/L	1	03/22/24 18:14	EPA 8260D	
Carbon tetrachloride	ND	---	1.00	ug/L	1	03/22/24 18:14	EPA 8260D	

Apex Laboratories

The results in this report apply to the samples analyzed in accordance with the chain of custody document(s) and updated by any subsequent written communications. This analytical report must be reproduced in its entirety.



ANALYTICAL REPORT

Apex Laboratories, LLC

6700 S.W. Sandburg Street
Tigard, OR 97223
503-718-2323
ORELAP ID: OR100062

WSP USA Environment & Infrastructure Inc. 15862 SW 72nd Ave. Suite 150 Portland, OR 97224	Project: Mailwell Project Number: 361M119101 Project Manager: John Kuiper	Report ID: A4C1548 - 04 02 24 1512
--	--	---

ANALYTICAL SAMPLE RESULTS

Halogenated Volatile Organic Compounds by EPA 8260D

Analyte	Sample Result	Detection Limit	Reporting Limit	Units	Dilution	Date Analyzed	Method Ref.	Notes
MW-5-20240321 (A4C1548-05)			Matrix: Water			Batch: 24C0800		
Chlorobenzene	ND	---	0.500	ug/L	1	03/22/24 18:14	EPA 8260D	
Chloroethane	ND	---	5.00	ug/L	1	03/22/24 18:14	EPA 8260D	
Chloroform	ND	---	1.00	ug/L	1	03/22/24 18:14	EPA 8260D	
Chloromethane	ND	---	5.00	ug/L	1	03/22/24 18:14	EPA 8260D	
2-Chlorotoluene	ND	---	1.00	ug/L	1	03/22/24 18:14	EPA 8260D	
4-Chlorotoluene	ND	---	1.00	ug/L	1	03/22/24 18:14	EPA 8260D	
Dibromochloromethane	ND	---	1.00	ug/L	1	03/22/24 18:14	EPA 8260D	
1,2-Dibromo-3-chloropropane	ND	---	5.00	ug/L	1	03/22/24 18:14	EPA 8260D	
1,2-Dibromoethane (EDB)	ND	---	0.500	ug/L	1	03/22/24 18:14	EPA 8260D	
Dibromomethane	ND	---	1.00	ug/L	1	03/22/24 18:14	EPA 8260D	
1,2-Dichlorobenzene	ND	---	0.500	ug/L	1	03/22/24 18:14	EPA 8260D	
1,3-Dichlorobenzene	ND	---	0.500	ug/L	1	03/22/24 18:14	EPA 8260D	
1,4-Dichlorobenzene	ND	---	0.500	ug/L	1	03/22/24 18:14	EPA 8260D	
Dichlorodifluoromethane	ND	---	1.00	ug/L	1	03/22/24 18:14	EPA 8260D	
1,1-Dichloroethane	ND	---	0.400	ug/L	1	03/22/24 18:14	EPA 8260D	
1,2-Dichloroethane (EDC)	ND	---	0.400	ug/L	1	03/22/24 18:14	EPA 8260D	
1,1-Dichloroethene	ND	---	0.400	ug/L	1	03/22/24 18:14	EPA 8260D	
cis-1,2-Dichloroethene	25.3	---	0.400	ug/L	1	03/22/24 18:14	EPA 8260D	
trans-1,2-Dichloroethene	ND	---	0.400	ug/L	1	03/22/24 18:14	EPA 8260D	
1,2-Dichloropropane	ND	---	0.500	ug/L	1	03/22/24 18:14	EPA 8260D	
1,3-Dichloropropane	ND	---	1.00	ug/L	1	03/22/24 18:14	EPA 8260D	
2,2-Dichloropropane	ND	---	1.00	ug/L	1	03/22/24 18:14	EPA 8260D	
1,1-Dichloropropene	ND	---	1.00	ug/L	1	03/22/24 18:14	EPA 8260D	
cis-1,3-Dichloropropene	ND	---	1.00	ug/L	1	03/22/24 18:14	EPA 8260D	
trans-1,3-Dichloropropene	ND	---	1.00	ug/L	1	03/22/24 18:14	EPA 8260D	
Hexachlorobutadiene	ND	---	5.00	ug/L	1	03/22/24 18:14	EPA 8260D	
Methylene chloride	ND	---	10.0	ug/L	1	03/22/24 18:14	EPA 8260D	
1,1,1,2-Tetrachloroethane	ND	---	0.400	ug/L	1	03/22/24 18:14	EPA 8260D	
1,1,1,2,2-Tetrachloroethane	ND	---	0.500	ug/L	1	03/22/24 18:14	EPA 8260D	
Tetrachloroethene (PCE)	ND	---	0.400	ug/L	1	03/22/24 18:14	EPA 8260D	
1,2,3-Trichlorobenzene	ND	---	2.00	ug/L	1	03/22/24 18:14	EPA 8260D	
1,1,2-Trichloroethane	ND	---	0.500	ug/L	1	03/22/24 18:14	EPA 8260D	
1,2,4-Trichlorobenzene	ND	---	2.00	ug/L	1	03/22/24 18:14	EPA 8260D	

Apex Laboratories

The results in this report apply to the samples analyzed in accordance with the chain of custody document(s) and updated by any subsequent written communications. This analytical report must be reproduced in its entirety.



ANALYTICAL REPORT

Apex Laboratories, LLC

6700 S.W. Sandburg Street
Tigard, OR 97223
503-718-2323
ORELAP ID: OR100062

WSP USA Environment & Infrastructure Inc. 15862 SW 72nd Ave. Suite 150 Portland, OR 97224	Project: Mailwell Project Number: 361M119101 Project Manager: John Kuiper	Report ID: A4C1548 - 04 02 24 1512
--	--	---

ANALYTICAL SAMPLE RESULTS

Halogenated Volatile Organic Compounds by EPA 8260D

Analyte	Sample Result	Detection Limit	Reporting Limit	Units	Dilution	Date Analyzed	Method Ref.	Notes
MW-5-20240321 (A4C1548-05)			Matrix: Water			Batch: 24C0800		
1,1,1-Trichloroethane	ND	---	0.400	ug/L	1	03/22/24 18:14	EPA 8260D	
Trichloroethene (TCE)	ND	---	0.400	ug/L	1	03/22/24 18:14	EPA 8260D	
Trichlorofluoromethane	ND	---	2.00	ug/L	1	03/22/24 18:14	EPA 8260D	
1,2,3-Trichloropropane	ND	---	1.00	ug/L	1	03/22/24 18:14	EPA 8260D	
Vinyl chloride	0.850	---	0.200	ug/L	1	03/22/24 18:14	EPA 8260D	
<i>Surrogate: 1,4-Difluorobenzene (Surr)</i>		<i>Recovery: 99 %</i>		<i>Limits: 80-120 %</i>	<i>1</i>	<i>03/22/24 18:14</i>	<i>EPA 8260D</i>	
<i>Toluene-d8 (Surr)</i>		<i>104 %</i>		<i>80-120 %</i>	<i>1</i>	<i>03/22/24 18:14</i>	<i>EPA 8260D</i>	
<i>4-Bromofluorobenzene (Surr)</i>		<i>97 %</i>		<i>80-120 %</i>	<i>1</i>	<i>03/22/24 18:14</i>	<i>EPA 8260D</i>	
MW-6-20240321 (A4C1548-06)			Matrix: Water			Batch: 24C0884		
Bromobenzene	ND	---	0.500	ug/L	1	03/26/24 02:40	EPA 8260D	
Bromochloromethane	ND	---	1.00	ug/L	1	03/26/24 02:40	EPA 8260D	
Bromodichloromethane	ND	---	1.00	ug/L	1	03/26/24 02:40	EPA 8260D	
Bromoform	ND	---	1.00	ug/L	1	03/26/24 02:40	EPA 8260D	
Bromomethane	ND	---	5.00	ug/L	1	03/26/24 02:40	EPA 8260D	
Carbon tetrachloride	ND	---	1.00	ug/L	1	03/26/24 02:40	EPA 8260D	
Chlorobenzene	ND	---	0.500	ug/L	1	03/26/24 02:40	EPA 8260D	
Chloroethane	ND	---	5.00	ug/L	1	03/26/24 02:40	EPA 8260D	
Chloroform	ND	---	1.00	ug/L	1	03/26/24 02:40	EPA 8260D	
Chloromethane	ND	---	5.00	ug/L	1	03/26/24 02:40	EPA 8260D	
2-Chlorotoluene	ND	---	1.00	ug/L	1	03/26/24 02:40	EPA 8260D	
4-Chlorotoluene	ND	---	1.00	ug/L	1	03/26/24 02:40	EPA 8260D	
Dibromochloromethane	ND	---	1.00	ug/L	1	03/26/24 02:40	EPA 8260D	
1,2-Dibromo-3-chloropropane	ND	---	5.00	ug/L	1	03/26/24 02:40	EPA 8260D	
1,2-Dibromoethane (EDB)	ND	---	0.500	ug/L	1	03/26/24 02:40	EPA 8260D	
Dibromomethane	ND	---	1.00	ug/L	1	03/26/24 02:40	EPA 8260D	
1,2-Dichlorobenzene	ND	---	0.500	ug/L	1	03/26/24 02:40	EPA 8260D	
1,3-Dichlorobenzene	ND	---	0.500	ug/L	1	03/26/24 02:40	EPA 8260D	
1,4-Dichlorobenzene	ND	---	0.500	ug/L	1	03/26/24 02:40	EPA 8260D	
Dichlorodifluoromethane	ND	---	1.00	ug/L	1	03/26/24 02:40	EPA 8260D	
1,1-Dichloroethane	ND	---	0.400	ug/L	1	03/26/24 02:40	EPA 8260D	
1,2-Dichloroethane (EDC)	ND	---	0.400	ug/L	1	03/26/24 02:40	EPA 8260D	
1,1-Dichloroethene	ND	---	0.400	ug/L	1	03/26/24 02:40	EPA 8260D	
cis-1,2-Dichloroethene	2.36	---	0.400	ug/L	1	03/26/24 02:40	EPA 8260D	

Apex Laboratories

Philip Nerenberg, Lab Director

The results in this report apply to the samples analyzed in accordance with the chain of custody document(s) and updated by any subsequent written communications. This analytical report must be reproduced in its entirety.



ANALYTICAL REPORT

Apex Laboratories, LLC

6700 S.W. Sandburg Street
Tigard, OR 97223
503-718-2323
ORELAP ID: OR100062

WSP USA Environment & Infrastructure Inc. 15862 SW 72nd Ave. Suite 150 Portland, OR 97224	Project: Mailwell Project Number: 361M119101 Project Manager: John Kuiper	Report ID: A4C1548 - 04 02 24 1512
--	--	---

ANALYTICAL SAMPLE RESULTS

Halogenated Volatile Organic Compounds by EPA 8260D

Analyte	Sample Result	Detection Limit	Reporting Limit	Units	Dilution	Date Analyzed	Method Ref.	Notes
			Matrix: Water			Batch: 24C0884		
MW-6-20240321 (A4C1548-06)								
trans-1,2-Dichloroethene	ND	---	0.400	ug/L	1	03/26/24 02:40	EPA 8260D	
1,2-Dichloropropane	ND	---	0.500	ug/L	1	03/26/24 02:40	EPA 8260D	
1,3-Dichloropropane	ND	---	1.00	ug/L	1	03/26/24 02:40	EPA 8260D	
2,2-Dichloropropane	ND	---	1.00	ug/L	1	03/26/24 02:40	EPA 8260D	
1,1-Dichloropropene	ND	---	1.00	ug/L	1	03/26/24 02:40	EPA 8260D	
cis-1,3-Dichloropropene	ND	---	1.00	ug/L	1	03/26/24 02:40	EPA 8260D	
trans-1,3-Dichloropropene	ND	---	1.00	ug/L	1	03/26/24 02:40	EPA 8260D	
Hexachlorobutadiene	ND	---	5.00	ug/L	1	03/26/24 02:40	EPA 8260D	
Methylene chloride	ND	---	10.0	ug/L	1	03/26/24 02:40	EPA 8260D	
1,1,1,2-Tetrachloroethane	ND	---	0.400	ug/L	1	03/26/24 02:40	EPA 8260D	
1,1,2,2-Tetrachloroethane	ND	---	0.500	ug/L	1	03/26/24 02:40	EPA 8260D	
Tetrachloroethene (PCE)	ND	---	0.400	ug/L	1	03/26/24 02:40	EPA 8260D	
1,2,3-Trichlorobenzene	ND	---	2.00	ug/L	1	03/26/24 02:40	EPA 8260D	
1,1,2-Trichloroethane	ND	---	0.500	ug/L	1	03/26/24 02:40	EPA 8260D	
1,2,4-Trichlorobenzene	ND	---	2.00	ug/L	1	03/26/24 02:40	EPA 8260D	
1,1,1-Trichloroethane	ND	---	0.400	ug/L	1	03/26/24 02:40	EPA 8260D	
Trichloroethene (TCE)	ND	---	0.400	ug/L	1	03/26/24 02:40	EPA 8260D	
Trichlorofluoromethane	ND	---	2.00	ug/L	1	03/26/24 02:40	EPA 8260D	
1,2,3-Trichloropropane	ND	---	1.00	ug/L	1	03/26/24 02:40	EPA 8260D	
Vinyl chloride	ND	---	0.200	ug/L	1	03/26/24 02:40	EPA 8260D	
<i>Surrogate: 1,4-Difluorobenzene (Surr)</i>			<i>Recovery: 103 %</i>	<i>Limits: 80-120 %</i>	<i>1</i>	<i>03/26/24 02:40</i>	<i>EPA 8260D</i>	
<i>Toluene-d8 (Surr)</i>			<i>101 %</i>	<i>80-120 %</i>	<i>1</i>	<i>03/26/24 02:40</i>	<i>EPA 8260D</i>	
<i>4-Bromofluorobenzene (Surr)</i>			<i>99 %</i>	<i>80-120 %</i>	<i>1</i>	<i>03/26/24 02:40</i>	<i>EPA 8260D</i>	

			Matrix: Water			Batch: 24C0884		
MW-7-20240321 (A4C1548-07)								
Bromobenzene	ND	---	2.50	ug/L	5	03/26/24 10:25	EPA 8260D	
Bromochloromethane	ND	---	5.00	ug/L	5	03/26/24 10:25	EPA 8260D	
Bromodichloromethane	ND	---	5.00	ug/L	5	03/26/24 10:25	EPA 8260D	
Bromoform	ND	---	5.00	ug/L	5	03/26/24 10:25	EPA 8260D	
Bromomethane	ND	---	25.0	ug/L	5	03/26/24 10:25	EPA 8260D	
Carbon tetrachloride	ND	---	5.00	ug/L	5	03/26/24 10:25	EPA 8260D	
Chlorobenzene	ND	---	2.50	ug/L	5	03/26/24 10:25	EPA 8260D	
Chloroethane	ND	---	25.0	ug/L	5	03/26/24 10:25	EPA 8260D	
Chloroform	ND	---	5.00	ug/L	5	03/26/24 10:25	EPA 8260D	

Apex Laboratories

The results in this report apply to the samples analyzed in accordance with the chain of custody document(s) and updated by any subsequent written communications. This analytical report must be reproduced in its entirety.



ANALYTICAL REPORT

Apex Laboratories, LLC

6700 S.W. Sandburg Street
Tigard, OR 97223
503-718-2323
ORELAP ID: OR100062

WSP USA Environment & Infrastructure Inc. 15862 SW 72nd Ave. Suite 150 Portland, OR 97224	Project: Mailwell Project Number: 361M119101 Project Manager: John Kuiper	Report ID: A4C1548 - 04 02 24 1512
--	--	---

ANALYTICAL SAMPLE RESULTS

Halogenated Volatile Organic Compounds by EPA 8260D

Analyte	Sample Result	Detection Limit	Reporting Limit	Units	Dilution	Date Analyzed	Method Ref.	Notes
MW-7-20240321 (A4C1548-07)			Matrix: Water			Batch: 24C0884		
Chloromethane	ND	---	25.0	ug/L	5	03/26/24 10:25	EPA 8260D	
2-Chlorotoluene	ND	---	5.00	ug/L	5	03/26/24 10:25	EPA 8260D	
4-Chlorotoluene	ND	---	5.00	ug/L	5	03/26/24 10:25	EPA 8260D	
Dibromochloromethane	ND	---	5.00	ug/L	5	03/26/24 10:25	EPA 8260D	
1,2-Dibromo-3-chloropropane	ND	---	25.0	ug/L	5	03/26/24 10:25	EPA 8260D	
1,2-Dibromoethane (EDB)	ND	---	2.50	ug/L	5	03/26/24 10:25	EPA 8260D	
Dibromomethane	ND	---	5.00	ug/L	5	03/26/24 10:25	EPA 8260D	
1,2-Dichlorobenzene	ND	---	2.50	ug/L	5	03/26/24 10:25	EPA 8260D	
1,3-Dichlorobenzene	ND	---	2.50	ug/L	5	03/26/24 10:25	EPA 8260D	
1,4-Dichlorobenzene	ND	---	2.50	ug/L	5	03/26/24 10:25	EPA 8260D	
Dichlorodifluoromethane	ND	---	5.00	ug/L	5	03/26/24 10:25	EPA 8260D	
1,1-Dichloroethane	ND	---	2.00	ug/L	5	03/26/24 10:25	EPA 8260D	
1,2-Dichloroethane (EDC)	ND	---	2.00	ug/L	5	03/26/24 10:25	EPA 8260D	
1,1-Dichloroethene	4.80	---	2.00	ug/L	5	03/26/24 10:25	EPA 8260D	
trans-1,2-Dichloroethene	ND	---	2.00	ug/L	5	03/26/24 10:25	EPA 8260D	
1,2-Dichloropropane	ND	---	2.50	ug/L	5	03/26/24 10:25	EPA 8260D	
1,3-Dichloropropane	ND	---	5.00	ug/L	5	03/26/24 10:25	EPA 8260D	
2,2-Dichloropropane	ND	---	5.00	ug/L	5	03/26/24 10:25	EPA 8260D	
1,1-Dichloropropene	ND	---	5.00	ug/L	5	03/26/24 10:25	EPA 8260D	
cis-1,3-Dichloropropene	ND	---	5.00	ug/L	5	03/26/24 10:25	EPA 8260D	
trans-1,3-Dichloropropene	ND	---	5.00	ug/L	5	03/26/24 10:25	EPA 8260D	
Hexachlorobutadiene	ND	---	25.0	ug/L	5	03/26/24 10:25	EPA 8260D	
Methylene chloride	ND	---	50.0	ug/L	5	03/26/24 10:25	EPA 8260D	
1,1,1,2-Tetrachloroethane	ND	---	2.00	ug/L	5	03/26/24 10:25	EPA 8260D	
1,1,1,2,2-Tetrachloroethane	ND	---	2.50	ug/L	5	03/26/24 10:25	EPA 8260D	
1,2,3-Trichlorobenzene	ND	---	10.0	ug/L	5	03/26/24 10:25	EPA 8260D	
1,1,2-Trichloroethane	ND	---	2.50	ug/L	5	03/26/24 10:25	EPA 8260D	
1,2,4-Trichlorobenzene	ND	---	10.0	ug/L	5	03/26/24 10:25	EPA 8260D	
1,1,1-Trichloroethane	ND	---	2.00	ug/L	5	03/26/24 10:25	EPA 8260D	
Trichloroethene (TCE)	220	---	2.00	ug/L	5	03/26/24 10:25	EPA 8260D	
Trichlorofluoromethane	ND	---	10.0	ug/L	5	03/26/24 10:25	EPA 8260D	
1,2,3-Trichloropropane	ND	---	5.00	ug/L	5	03/26/24 10:25	EPA 8260D	
Vinyl chloride	22.6	---	1.00	ug/L	5	03/26/24 10:25	EPA 8260D	

Apex Laboratories

The results in this report apply to the samples analyzed in accordance with the chain of custody document(s) and updated by any subsequent written communications. This analytical report must be reproduced in its entirety.



ANALYTICAL REPORT

Apex Laboratories, LLC

6700 S.W. Sandburg Street
Tigard, OR 97223
503-718-2323
ORELAP ID: OR100062

WSP USA Environment & Infrastructure Inc. 15862 SW 72nd Ave. Suite 150 Portland, OR 97224	Project: Mailwell Project Number: 361M119101 Project Manager: John Kuiper	Report ID: A4C1548 - 04 02 24 1512
--	--	---

ANALYTICAL SAMPLE RESULTS

Halogenated Volatile Organic Compounds by EPA 8260D

Analyte	Sample Result	Detection Limit	Reporting Limit	Units	Dilution	Date Analyzed	Method Ref.	Notes
MW-7-20240321 (A4C1548-07)				Matrix: Water		Batch: 24C0884		
<i>Surrogate: 1,4-Difluorobenzene (Surr)</i>		<i>Recovery: 106 %</i>		<i>Limits: 80-120 %</i>	<i>1</i>	<i>03/26/24 10:25</i>	<i>EPA 8260D</i>	
<i>Toluene-d8 (Surr)</i>		<i>101 %</i>		<i>80-120 %</i>	<i>1</i>	<i>03/26/24 10:25</i>	<i>EPA 8260D</i>	
<i>4-Bromofluorobenzene (Surr)</i>		<i>97 %</i>		<i>80-120 %</i>	<i>1</i>	<i>03/26/24 10:25</i>	<i>EPA 8260D</i>	
MW-7-20240321 (A4C1548-07RE1)				Matrix: Water		Batch: 24C0931		
cis-1,2-Dichloroethene	1290	---	4.00	ug/L	10	03/26/24 19:52	EPA 8260D	
Tetrachloroethene (PCE)	898	---	4.00	ug/L	10	03/26/24 19:52	EPA 8260D	
<i>Surrogate: 1,4-Difluorobenzene (Surr)</i>		<i>Recovery: 103 %</i>		<i>Limits: 80-120 %</i>	<i>1</i>	<i>03/26/24 19:52</i>	<i>EPA 8260D</i>	
<i>Toluene-d8 (Surr)</i>		<i>102 %</i>		<i>80-120 %</i>	<i>1</i>	<i>03/26/24 19:52</i>	<i>EPA 8260D</i>	
<i>4-Bromofluorobenzene (Surr)</i>		<i>100 %</i>		<i>80-120 %</i>	<i>1</i>	<i>03/26/24 19:52</i>	<i>EPA 8260D</i>	
Dup1-20240321 (A4C1548-08)				Matrix: Water		Batch: 24C0884		
Bromobenzene	ND	---	0.500	ug/L	1	03/26/24 03:08	EPA 8260D	
Bromochloromethane	ND	---	1.00	ug/L	1	03/26/24 03:08	EPA 8260D	
Bromodichloromethane	ND	---	1.00	ug/L	1	03/26/24 03:08	EPA 8260D	
Bromoform	ND	---	1.00	ug/L	1	03/26/24 03:08	EPA 8260D	
Bromomethane	ND	---	5.00	ug/L	1	03/26/24 03:08	EPA 8260D	
Carbon tetrachloride	ND	---	1.00	ug/L	1	03/26/24 03:08	EPA 8260D	
Chlorobenzene	ND	---	0.500	ug/L	1	03/26/24 03:08	EPA 8260D	
Chloroethane	ND	---	5.00	ug/L	1	03/26/24 03:08	EPA 8260D	
Chloroform	ND	---	1.00	ug/L	1	03/26/24 03:08	EPA 8260D	
Chloromethane	ND	---	5.00	ug/L	1	03/26/24 03:08	EPA 8260D	
2-Chlorotoluene	ND	---	1.00	ug/L	1	03/26/24 03:08	EPA 8260D	
4-Chlorotoluene	ND	---	1.00	ug/L	1	03/26/24 03:08	EPA 8260D	
Dibromochloromethane	ND	---	1.00	ug/L	1	03/26/24 03:08	EPA 8260D	
1,2-Dibromo-3-chloropropane	ND	---	5.00	ug/L	1	03/26/24 03:08	EPA 8260D	
1,2-Dibromoethane (EDB)	ND	---	0.500	ug/L	1	03/26/24 03:08	EPA 8260D	
Dibromomethane	ND	---	1.00	ug/L	1	03/26/24 03:08	EPA 8260D	
1,2-Dichlorobenzene	ND	---	0.500	ug/L	1	03/26/24 03:08	EPA 8260D	
1,3-Dichlorobenzene	ND	---	0.500	ug/L	1	03/26/24 03:08	EPA 8260D	
1,4-Dichlorobenzene	ND	---	0.500	ug/L	1	03/26/24 03:08	EPA 8260D	
Dichlorodifluoromethane	ND	---	1.00	ug/L	1	03/26/24 03:08	EPA 8260D	
1,1-Dichloroethane	ND	---	0.400	ug/L	1	03/26/24 03:08	EPA 8260D	
1,2-Dichloroethane (EDC)	ND	---	0.400	ug/L	1	03/26/24 03:08	EPA 8260D	

Apex Laboratories

Philip Nerenberg, Lab Director

The results in this report apply to the samples analyzed in accordance with the chain of custody document(s) and updated by any subsequent written communications. This analytical report must be reproduced in its entirety.



ANALYTICAL REPORT

Apex Laboratories, LLC

6700 S.W. Sandburg Street
Tigard, OR 97223
503-718-2323
ORELAP ID: OR100062

WSP USA Environment & Infrastructure Inc. 15862 SW 72nd Ave. Suite 150 Portland, OR 97224	Project: Mailwell Project Number: 361M119101 Project Manager: John Kuiper	Report ID: A4C1548 - 04 02 24 1512
--	--	---

ANALYTICAL SAMPLE RESULTS

Halogenated Volatile Organic Compounds by EPA 8260D

Analyte	Sample Result	Detection Limit	Reporting Limit	Units	Dilution	Date Analyzed	Method Ref.	Notes
Dup1-20240321 (A4C1548-08)			Matrix: Water			Batch: 24C0884		
1,1-Dichloroethene	ND	---	0.400	ug/L	1	03/26/24 03:08	EPA 8260D	
cis-1,2-Dichloroethene	ND	---	0.400	ug/L	1	03/26/24 03:08	EPA 8260D	
trans-1,2-Dichloroethene	ND	---	0.400	ug/L	1	03/26/24 03:08	EPA 8260D	
1,2-Dichloropropane	ND	---	0.500	ug/L	1	03/26/24 03:08	EPA 8260D	
1,3-Dichloropropane	ND	---	1.00	ug/L	1	03/26/24 03:08	EPA 8260D	
2,2-Dichloropropane	ND	---	1.00	ug/L	1	03/26/24 03:08	EPA 8260D	
1,1-Dichloropropene	ND	---	1.00	ug/L	1	03/26/24 03:08	EPA 8260D	
cis-1,3-Dichloropropene	ND	---	1.00	ug/L	1	03/26/24 03:08	EPA 8260D	
trans-1,3-Dichloropropene	ND	---	1.00	ug/L	1	03/26/24 03:08	EPA 8260D	
Hexachlorobutadiene	ND	---	5.00	ug/L	1	03/26/24 03:08	EPA 8260D	
Methylene chloride	ND	---	10.0	ug/L	1	03/26/24 03:08	EPA 8260D	
1,1,1,2-Tetrachloroethane	ND	---	0.400	ug/L	1	03/26/24 03:08	EPA 8260D	
1,1,1,2,2-Tetrachloroethane	ND	---	0.500	ug/L	1	03/26/24 03:08	EPA 8260D	
Tetrachloroethene (PCE)	0.740	---	0.400	ug/L	1	03/26/24 03:08	EPA 8260D	
1,2,3-Trichlorobenzene	ND	---	2.00	ug/L	1	03/26/24 03:08	EPA 8260D	
1,1,2-Trichloroethane	ND	---	0.500	ug/L	1	03/26/24 03:08	EPA 8260D	
1,2,4-Trichlorobenzene	ND	---	2.00	ug/L	1	03/26/24 03:08	EPA 8260D	
1,1,1-Trichloroethane	ND	---	0.400	ug/L	1	03/26/24 03:08	EPA 8260D	
Trichloroethene (TCE)	ND	---	0.400	ug/L	1	03/26/24 03:08	EPA 8260D	
Trichlorofluoromethane	ND	---	2.00	ug/L	1	03/26/24 03:08	EPA 8260D	
1,2,3-Trichloropropane	ND	---	1.00	ug/L	1	03/26/24 03:08	EPA 8260D	
Vinyl chloride	ND	---	0.200	ug/L	1	03/26/24 03:08	EPA 8260D	
<i>Surrogate: 1,4-Difluorobenzene (Surr)</i>		<i>Recovery: 104 %</i>		<i>Limits: 80-120 %</i>		<i>1</i>	<i>03/26/24 03:08</i>	<i>EPA 8260D</i>
<i>Toluene-d8 (Surr)</i>		<i>103 %</i>		<i>80-120 %</i>		<i>1</i>	<i>03/26/24 03:08</i>	<i>EPA 8260D</i>
<i>4-Bromofluorobenzene (Surr)</i>		<i>100 %</i>		<i>80-120 %</i>		<i>1</i>	<i>03/26/24 03:08</i>	<i>EPA 8260D</i>

Apex Laboratories

The results in this report apply to the samples analyzed in accordance with the chain of custody document(s) and updated by any subsequent written communications. This analytical report must be reproduced in its entirety.

Philip Nerenberg, Lab Director



ANALYTICAL REPORT

Apex Laboratories, LLC

6700 S.W. Sandburg Street
Tigard, OR 97223
503-718-2323
ORELAP ID: OR100062

WSP USA Environment & Infrastructure Inc. 15862 SW 72nd Ave. Suite 150 Portland, OR 97224	Project: Mailwell Project Number: 361M119101 Project Manager: John Kuiper	Report ID: A4C1548 - 04 02 24 1512
--	--	---

QUALITY CONTROL (QC) SAMPLE RESULTS

Halogenated Volatile Organic Compounds by EPA 8260D

Analyte	Result	Detection Limit	Reporting Limit	Units	Dilution	Spike Amount	Source Result	% REC	% REC Limits	RPD	RPD Limit	Notes
Batch 24C0800 - EPA 5030C						Water						
Blank (24C0800-BLK1)						Prepared: 03/22/24 07:05 Analyzed: 03/22/24 12:17						
<u>EPA 8260D</u>												
Bromobenzene	ND	---	0.500	ug/L	1	---	---	---	---	---	---	---
Bromochloromethane	ND	---	1.00	ug/L	1	---	---	---	---	---	---	---
Bromodichloromethane	ND	---	1.00	ug/L	1	---	---	---	---	---	---	---
Bromoform	ND	---	1.00	ug/L	1	---	---	---	---	---	---	---
Bromomethane	ND	---	5.00	ug/L	1	---	---	---	---	---	---	---
Carbon tetrachloride	ND	---	1.00	ug/L	1	---	---	---	---	---	---	---
Chlorobenzene	ND	---	0.500	ug/L	1	---	---	---	---	---	---	---
Chloroethane	ND	---	5.00	ug/L	1	---	---	---	---	---	---	---
Chloroform	ND	---	1.00	ug/L	1	---	---	---	---	---	---	---
Chloromethane	ND	---	5.00	ug/L	1	---	---	---	---	---	---	---
2-Chlorotoluene	ND	---	1.00	ug/L	1	---	---	---	---	---	---	---
4-Chlorotoluene	ND	---	1.00	ug/L	1	---	---	---	---	---	---	---
Dibromochloromethane	ND	---	1.00	ug/L	1	---	---	---	---	---	---	---
1,2-Dibromo-3-chloropropane	ND	---	5.00	ug/L	1	---	---	---	---	---	---	---
1,2-Dibromoethane (EDB)	ND	---	0.500	ug/L	1	---	---	---	---	---	---	---
Dibromomethane	ND	---	1.00	ug/L	1	---	---	---	---	---	---	---
1,2-Dichlorobenzene	ND	---	0.500	ug/L	1	---	---	---	---	---	---	---
1,3-Dichlorobenzene	ND	---	0.500	ug/L	1	---	---	---	---	---	---	---
1,4-Dichlorobenzene	ND	---	0.500	ug/L	1	---	---	---	---	---	---	---
Dichlorodifluoromethane	ND	---	1.00	ug/L	1	---	---	---	---	---	---	---
1,1-Dichloroethane	ND	---	0.400	ug/L	1	---	---	---	---	---	---	---
1,2-Dichloroethane (EDC)	ND	---	0.400	ug/L	1	---	---	---	---	---	---	---
1,1-Dichloroethene	ND	---	0.400	ug/L	1	---	---	---	---	---	---	---
cis-1,2-Dichloroethene	ND	---	0.400	ug/L	1	---	---	---	---	---	---	---
trans-1,2-Dichloroethene	ND	---	0.400	ug/L	1	---	---	---	---	---	---	---
1,2-Dichloropropane	ND	---	0.500	ug/L	1	---	---	---	---	---	---	---
1,3-Dichloropropane	ND	---	1.00	ug/L	1	---	---	---	---	---	---	---
2,2-Dichloropropane	ND	---	1.00	ug/L	1	---	---	---	---	---	---	---
1,1-Dichloropropene	ND	---	1.00	ug/L	1	---	---	---	---	---	---	---
cis-1,3-Dichloropropene	ND	---	1.00	ug/L	1	---	---	---	---	---	---	---
trans-1,3-Dichloropropene	ND	---	1.00	ug/L	1	---	---	---	---	---	---	---
Hexachlorobutadiene	ND	---	5.00	ug/L	1	---	---	---	---	---	---	---
Methylene chloride	ND	---	10.0	ug/L	1	---	---	---	---	---	---	---

Apex Laboratories

The results in this report apply to the samples analyzed in accordance with the chain of custody document(s) and updated by any subsequent written communications. This analytical report must be reproduced in its entirety.



ANALYTICAL REPORT

Apex Laboratories, LLC

6700 S.W. Sandburg Street
Tigard, OR 97223
503-718-2323
ORELAP ID: OR100062

WSP USA Environment & Infrastructure Inc.	Project: Mailwell	
15862 SW 72nd Ave. Suite 150	Project Number: 361M119101	Report ID:
Portland, OR 97224	Project Manager: John Kuiper	A4C1548 - 04 02 24 1512

QUALITY CONTROL (QC) SAMPLE RESULTS

Halogenated Volatile Organic Compounds by EPA 8260D

Analyte	Result	Detection Limit	Reporting Limit	Units	Dilution	Spike Amount	Source Result	% REC	% REC Limits	RPD	RPD Limit	Notes
Batch 24C0800 - EPA 5030C												
Water												
Blank (24C0800-BLK1)												
Prepared: 03/22/24 07:05						Analyzed: 03/22/24 12:17						
1,1,1,2-Tetrachloroethane	ND	---	0.400	ug/L	1	---	---	---	---	---	---	
1,1,2,2-Tetrachloroethane	ND	---	0.500	ug/L	1	---	---	---	---	---	---	
Tetrachloroethene (PCE)	ND	---	0.400	ug/L	1	---	---	---	---	---	---	
1,2,3-Trichlorobenzene	ND	---	2.00	ug/L	1	---	---	---	---	---	---	
1,1,2-Trichloroethane	ND	---	0.500	ug/L	1	---	---	---	---	---	---	
1,2,4-Trichlorobenzene	ND	---	2.00	ug/L	1	---	---	---	---	---	---	
1,1,1-Trichloroethane	ND	---	0.400	ug/L	1	---	---	---	---	---	---	
Trichloroethene (TCE)	ND	---	0.400	ug/L	1	---	---	---	---	---	---	
Trichlorofluoromethane	ND	---	2.00	ug/L	1	---	---	---	---	---	---	
1,2,3-Trichloropropane	ND	---	1.00	ug/L	1	---	---	---	---	---	---	
Vinyl chloride	ND	---	0.200	ug/L	1	---	---	---	---	---	---	
<i>Surr: 1,4-Difluorobenzene (Surr)</i>		<i>Recovery: 99 %</i>		<i>Limits: 80-120 %</i>		<i>Dilution: 1x</i>						
<i>Toluene-d8 (Surr)</i>		<i>104 %</i>		<i>80-120 %</i>		<i>"</i>						
<i>4-Bromofluorobenzene (Surr)</i>		<i>101 %</i>		<i>80-120 %</i>		<i>"</i>						

LCS (24C0800-BS1)												
Prepared: 03/22/24 07:05						Analyzed: 03/22/24 11:19						
EPA 8260D												
Bromobenzene	18.2	---	0.500	ug/L	1	20.0	---	91	80-120%	---	---	
Bromochloromethane	22.3	---	1.00	ug/L	1	20.0	---	112	80-120%	---	---	
Bromodichloromethane	20.5	---	1.00	ug/L	1	20.0	---	103	80-120%	---	---	
Bromoform	18.5	---	1.00	ug/L	1	20.0	---	93	80-120%	---	---	
Bromomethane	26.4	---	5.00	ug/L	1	20.0	---	132	80-120%	---	---	Q-56
Carbon tetrachloride	20.5	---	1.00	ug/L	1	20.0	---	102	80-120%	---	---	
Chlorobenzene	19.0	---	0.500	ug/L	1	20.0	---	95	80-120%	---	---	
Chloroethane	27.8	---	5.00	ug/L	1	20.0	---	139	80-120%	---	---	Q-56
Chloroform	20.8	---	1.00	ug/L	1	20.0	---	104	80-120%	---	---	
Chloromethane	18.9	---	5.00	ug/L	1	20.0	---	95	80-120%	---	---	
2-Chlorotoluene	19.8	---	1.00	ug/L	1	20.0	---	99	80-120%	---	---	
4-Chlorotoluene	20.3	---	1.00	ug/L	1	20.0	---	102	80-120%	---	---	
Dibromochloromethane	20.2	---	1.00	ug/L	1	20.0	---	101	80-120%	---	---	
1,2-Dibromo-3-chloropropane	16.4	---	5.00	ug/L	1	20.0	---	82	80-120%	---	---	
1,2-Dibromoethane (EDB)	20.3	---	0.500	ug/L	1	20.0	---	101	80-120%	---	---	
Dibromomethane	21.2	---	1.00	ug/L	1	20.0	---	106	80-120%	---	---	
1,2-Dichlorobenzene	19.9	---	0.500	ug/L	1	20.0	---	100	80-120%	---	---	

Apex Laboratories

Philip Nerenberg, Lab Director

The results in this report apply to the samples analyzed in accordance with the chain of custody document(s) and updated by any subsequent written communications. This analytical report must be reproduced in its entirety.



ANALYTICAL REPORT

Apex Laboratories, LLC

6700 S.W. Sandburg Street
Tigard, OR 97223
503-718-2323
ORELAP ID: OR100062

WSP USA Environment & Infrastructure Inc.	Project: Mailwell	
15862 SW 72nd Ave. Suite 150	Project Number: 361M119101	Report ID:
Portland, OR 97224	Project Manager: John Kuiper	A4C1548 - 04 02 24 1512

QUALITY CONTROL (QC) SAMPLE RESULTS

Halogenated Volatile Organic Compounds by EPA 8260D

Analyte	Result	Detection Limit	Reporting Limit	Units	Dilution	Spike Amount	Source Result	% REC	% REC Limits	RPD	RPD Limit	Notes
Batch 24C0800 - EPA 5030C						Water						
LCS (24C0800-BS1)			Prepared: 03/22/24 07:05 Analyzed: 03/22/24 11:19									
1,3-Dichlorobenzene	19.8	---	0.500	ug/L	1	20.0	---	99	80-120%	---	---	
1,4-Dichlorobenzene	18.9	---	0.500	ug/L	1	20.0	---	95	80-120%	---	---	
Dichlorodifluoromethane	24.4	---	1.00	ug/L	1	20.0	---	122	80-120%	---	---	Q-56
1,1-Dichloroethane	20.5	---	0.400	ug/L	1	20.0	---	102	80-120%	---	---	
1,2-Dichloroethane (EDC)	21.8	---	0.400	ug/L	1	20.0	---	109	80-120%	---	---	
1,1-Dichloroethene	22.7	---	0.400	ug/L	1	20.0	---	114	80-120%	---	---	
cis-1,2-Dichloroethene	21.0	---	0.400	ug/L	1	20.0	---	105	80-120%	---	---	
trans-1,2-Dichloroethene	20.2	---	0.400	ug/L	1	20.0	---	101	80-120%	---	---	
1,2-Dichloropropane	20.4	---	0.500	ug/L	1	20.0	---	102	80-120%	---	---	
1,3-Dichloropropane	20.7	---	1.00	ug/L	1	20.0	---	103	80-120%	---	---	
2,2-Dichloropropane	20.8	---	1.00	ug/L	1	20.0	---	104	80-120%	---	---	
1,1-Dichloropropene	21.6	---	1.00	ug/L	1	20.0	---	108	80-120%	---	---	
cis-1,3-Dichloropropene	19.8	---	1.00	ug/L	1	20.0	---	99	80-120%	---	---	
trans-1,3-Dichloropropene	19.8	---	1.00	ug/L	1	20.0	---	99	80-120%	---	---	
Hexachlorobutadiene	21.6	---	5.00	ug/L	1	20.0	---	108	80-120%	---	---	
Methylene chloride	19.6	---	10.0	ug/L	1	20.0	---	98	80-120%	---	---	
1,1,1,2-Tetrachloroethane	19.9	---	0.400	ug/L	1	20.0	---	100	80-120%	---	---	
1,1,2,2-Tetrachloroethane	21.9	---	0.500	ug/L	1	20.0	---	109	80-120%	---	---	
Tetrachloroethene (PCE)	19.6	---	0.400	ug/L	1	20.0	---	98	80-120%	---	---	
1,2,3-Trichlorobenzene	20.2	---	2.00	ug/L	1	20.0	---	101	80-120%	---	---	
1,1,2-Trichloroethane	20.6	---	0.500	ug/L	1	20.0	---	103	80-120%	---	---	
1,2,4-Trichlorobenzene	20.3	---	2.00	ug/L	1	20.0	---	101	80-120%	---	---	
1,1,1-Trichloroethane	21.2	---	0.400	ug/L	1	20.0	---	106	80-120%	---	---	
Trichloroethene (TCE)	19.5	---	0.400	ug/L	1	20.0	---	97	80-120%	---	---	
Trichlorofluoromethane	30.6	---	2.00	ug/L	1	20.0	---	153	80-120%	---	---	Q-56
1,2,3-Trichloropropane	20.8	---	1.00	ug/L	1	20.0	---	104	80-120%	---	---	
Vinyl chloride	22.6	---	0.200	ug/L	1	20.0	---	113	80-120%	---	---	
<i>Surr: 1,4-Difluorobenzene (Surr)</i>		<i>Recovery: 100 %</i>		<i>Limits: 80-120 %</i>		<i>Dilution: 1x</i>						
<i>Toluene-d8 (Surr)</i>		<i>100 %</i>		<i>80-120 %</i>		<i>"</i>						
<i>4-Bromofluorobenzene (Surr)</i>		<i>93 %</i>		<i>80-120 %</i>		<i>"</i>						

Duplicate (24C0800-DUP1)			Prepared: 03/22/24 07:05 Analyzed: 03/22/24 13:12									
QC Source Sample: Non-SDG (A4C1464-08)												
Bromobenzene	ND	---	0.500	ug/L	1	---	ND	---	---	---	30%	

Apex Laboratories

The results in this report apply to the samples analyzed in accordance with the chain of custody document(s) and updated by any subsequent written communications. This analytical report must be reproduced in its entirety.



ANALYTICAL REPORT

Apex Laboratories, LLC

6700 S.W. Sandburg Street
Tigard, OR 97223
503-718-2323
ORELAP ID: OR100062

WSP USA Environment & Infrastructure Inc.	Project: Mailwell	
15862 SW 72nd Ave. Suite 150	Project Number: 361M119101	Report ID:
Portland, OR 97224	Project Manager: John Kuiper	A4C1548 - 04 02 24 1512

QUALITY CONTROL (QC) SAMPLE RESULTS

Halogenated Volatile Organic Compounds by EPA 8260D

Analyte	Result	Detection Limit	Reporting Limit	Units	Dilution	Spike Amount	Source Result	% REC	% REC Limits	RPD	RPD Limit	Notes
Batch 24C0800 - EPA 5030C							Water					
Duplicate (24C0800-DUP1)			Prepared: 03/22/24 07:05 Analyzed: 03/22/24 13:12									
QC Source Sample: Non-SDG (A4C1464-08)												
Bromochloromethane	ND	---	1.00	ug/L	1	---	ND	---	---	---	30%	
Bromodichloromethane	ND	---	1.00	ug/L	1	---	ND	---	---	---	30%	
Bromoform	ND	---	1.00	ug/L	1	---	ND	---	---	---	30%	
Bromomethane	ND	---	5.00	ug/L	1	---	ND	---	---	---	30%	
Carbon tetrachloride	ND	---	1.00	ug/L	1	---	ND	---	---	---	30%	
Chlorobenzene	ND	---	0.500	ug/L	1	---	ND	---	---	---	30%	
Chloroethane	ND	---	5.00	ug/L	1	---	ND	---	---	---	30%	
Chloroform	ND	---	1.00	ug/L	1	---	ND	---	---	---	30%	
Chloromethane	ND	---	5.00	ug/L	1	---	ND	---	---	---	30%	
2-Chlorotoluene	ND	---	1.00	ug/L	1	---	ND	---	---	---	30%	
4-Chlorotoluene	ND	---	1.00	ug/L	1	---	ND	---	---	---	30%	
Dibromochloromethane	ND	---	1.00	ug/L	1	---	ND	---	---	---	30%	
1,2-Dibromo-3-chloropropane	ND	---	5.00	ug/L	1	---	ND	---	---	---	30%	
1,2-Dibromoethane (EDB)	ND	---	0.500	ug/L	1	---	ND	---	---	---	30%	
Dibromomethane	ND	---	1.00	ug/L	1	---	ND	---	---	---	30%	
1,2-Dichlorobenzene	ND	---	0.500	ug/L	1	---	ND	---	---	---	30%	
1,3-Dichlorobenzene	ND	---	0.500	ug/L	1	---	ND	---	---	---	30%	
1,4-Dichlorobenzene	ND	---	0.500	ug/L	1	---	ND	---	---	---	30%	
Dichlorodifluoromethane	ND	---	1.00	ug/L	1	---	ND	---	---	---	30%	
1,1-Dichloroethane	ND	---	0.400	ug/L	1	---	ND	---	---	---	30%	
1,2-Dichloroethane (EDC)	ND	---	0.400	ug/L	1	---	ND	---	---	---	30%	
1,1-Dichloroethene	ND	---	0.400	ug/L	1	---	ND	---	---	---	30%	
cis-1,2-Dichloroethene	ND	---	0.400	ug/L	1	---	ND	---	---	---	30%	
trans-1,2-Dichloroethene	ND	---	0.400	ug/L	1	---	ND	---	---	---	30%	
1,2-Dichloropropane	ND	---	0.500	ug/L	1	---	ND	---	---	---	30%	
1,3-Dichloropropane	ND	---	1.00	ug/L	1	---	ND	---	---	---	30%	
2,2-Dichloropropane	ND	---	1.00	ug/L	1	---	ND	---	---	---	30%	
1,1-Dichloropropene	ND	---	1.00	ug/L	1	---	ND	---	---	---	30%	
cis-1,3-Dichloropropene	ND	---	1.00	ug/L	1	---	ND	---	---	---	30%	
trans-1,3-Dichloropropene	ND	---	1.00	ug/L	1	---	ND	---	---	---	30%	
Hexachlorobutadiene	ND	---	5.00	ug/L	1	---	ND	---	---	---	30%	
Methylene chloride	ND	---	10.0	ug/L	1	---	ND	---	---	---	30%	
1,1,1,2-Tetrachloroethane	ND	---	0.400	ug/L	1	---	ND	---	---	---	30%	

Apex Laboratories

The results in this report apply to the samples analyzed in accordance with the chain of custody document(s) and updated by any subsequent written communications. This analytical report must be reproduced in its entirety.



ANALYTICAL REPORT

Apex Laboratories, LLC

6700 S.W. Sandburg Street
Tigard, OR 97223
503-718-2323
ORELAP ID: OR100062

WSP USA Environment & Infrastructure Inc.	Project: Mailwell	
15862 SW 72nd Ave. Suite 150	Project Number: 361M119101	Report ID:
Portland, OR 97224	Project Manager: John Kuiper	A4C1548 - 04 02 24 1512

QUALITY CONTROL (QC) SAMPLE RESULTS

Halogenated Volatile Organic Compounds by EPA 8260D

Analyte	Result	Detection Limit	Reporting Limit	Units	Dilution	Spike Amount	Source Result	% REC	% REC Limits	RPD	RPD Limit	Notes
Batch 24C0800 - EPA 5030C						Water						
Duplicate (24C0800-DUP1)			Prepared: 03/22/24 07:05 Analyzed: 03/22/24 13:12									
QC Source Sample: Non-SDG (A4C1464-08)												
1,1,2,2-Tetrachloroethane	ND	---	0.500	ug/L	1	---	ND	---	---	---	30%	
Tetrachloroethene (PCE)	ND	---	0.400	ug/L	1	---	ND	---	---	---	30%	
1,2,3-Trichlorobenzene	ND	---	2.00	ug/L	1	---	ND	---	---	---	30%	
1,1,2-Trichloroethane	ND	---	0.500	ug/L	1	---	ND	---	---	---	30%	
1,2,4-Trichlorobenzene	ND	---	2.00	ug/L	1	---	ND	---	---	---	30%	
1,1,1-Trichloroethane	ND	---	0.400	ug/L	1	---	ND	---	---	---	30%	
Trichloroethene (TCE)	ND	---	0.400	ug/L	1	---	ND	---	---	---	30%	
Trichlorofluoromethane	ND	---	2.00	ug/L	1	---	ND	---	---	---	30%	
1,2,3-Trichloropropane	ND	---	1.00	ug/L	1	---	ND	---	---	---	30%	
Vinyl chloride	ND	---	0.200	ug/L	1	---	ND	---	---	---	30%	
<i>Surr: 1,4-Difluorobenzene (Surr)</i>		<i>Recovery: 97 %</i>		<i>Limits: 80-120 %</i>		<i>Dilution: 1x</i>						
<i>Toluene-d8 (Surr)</i>		<i>102 %</i>		<i>80-120 %</i>		<i>"</i>						
<i>4-Bromofluorobenzene (Surr)</i>		<i>97 %</i>		<i>80-120 %</i>		<i>"</i>						

Matrix Spike (24C0800-MS1)						Prepared: 03/22/24 07:05 Analyzed: 03/22/24 15:57						COMP
QC Source Sample: Non-SDG (A4C1515-07)												
EPA 8260D												
Bromobenzene	19.6	---	0.500	ug/L	1	20.0	ND	98	80-120%	---	---	
Bromochloromethane	24.5	---	1.00	ug/L	1	20.0	ND	123	78-123%	---	---	
Bromodichloromethane	22.6	---	1.00	ug/L	1	20.0	ND	113	79-125%	---	---	
Bromoform	19.7	---	1.00	ug/L	1	20.0	ND	98	66-130%	---	---	
Bromomethane	28.0	---	5.00	ug/L	1	20.0	ND	140	53-141%	---	---	Q-54
Carbon tetrachloride	24.1	---	1.00	ug/L	1	20.0	ND	120	72-136%	---	---	
Chlorobenzene	21.2	---	0.500	ug/L	1	20.0	ND	106	80-120%	---	---	
Chloroethane	30.4	---	5.00	ug/L	1	20.0	ND	152	60-138%	---	---	Q-54a
Chloroform	26.6	---	1.00	ug/L	1	20.0	ND	130	79-124%	---	---	Q-01
Chloromethane	26.1	---	5.00	ug/L	1	20.0	ND	131	50-139%	---	---	
2-Chlorotoluene	21.7	---	1.00	ug/L	1	20.0	ND	108	79-122%	---	---	
4-Chlorotoluene	22.3	---	1.00	ug/L	1	20.0	ND	112	78-122%	---	---	
Dibromochloromethane	22.1	---	1.00	ug/L	1	20.0	ND	111	74-126%	---	---	
1,2-Dibromo-3-chloropropane	18.5	---	5.00	ug/L	1	20.0	ND	92	62-128%	---	---	
1,2-Dibromoethane (EDB)	22.4	---	0.500	ug/L	1	20.0	ND	112	77-121%	---	---	
Dibromomethane	22.4	---	1.00	ug/L	1	20.0	ND	112	79-123%	---	---	

Apex Laboratories

The results in this report apply to the samples analyzed in accordance with the chain of custody document(s) and updated by any subsequent written communications. This analytical report must be reproduced in its entirety.



ANALYTICAL REPORT

Apex Laboratories, LLC

6700 S.W. Sandburg Street
Tigard, OR 97223
503-718-2323
ORELAP ID: OR100062

WSP USA Environment & Infrastructure Inc.	Project: Mailwell	
15862 SW 72nd Ave. Suite 150	Project Number: 361M119101	Report ID:
Portland, OR 97224	Project Manager: John Kuiper	A4C1548 - 04 02 24 1512

QUALITY CONTROL (QC) SAMPLE RESULTS

Halogenated Volatile Organic Compounds by EPA 8260D

Analyte	Result	Detection Limit	Reporting Limit	Units	Dilution	Spike Amount	Source Result	% REC	% REC Limits	RPD	RPD Limit	Notes
Batch 24C0800 - EPA 5030C						Water						
Matrix Spike (24C0800-MS1)						Prepared: 03/22/24 07:05 Analyzed: 03/22/24 15:57						COMP
QC Source Sample: Non-SDG (A4C1515-07)												
1,2-Dichlorobenzene	21.9	---	0.500	ug/L	1	20.0	ND	109	80-120%	---	---	
1,3-Dichlorobenzene	21.4	---	0.500	ug/L	1	20.0	ND	107	80-120%	---	---	
1,4-Dichlorobenzene	20.9	---	0.500	ug/L	1	20.0	ND	103	79-120%	---	---	
Dichlorodifluoromethane	28.8	---	1.00	ug/L	1	20.0	ND	144	32-152%	---	---	Q-54b
1,1-Dichloroethane	23.0	---	0.400	ug/L	1	20.0	ND	115	77-125%	---	---	
1,2-Dichloroethane (EDC)	23.7	---	0.400	ug/L	1	20.0	ND	118	73-128%	---	---	
1,1-Dichloroethene	26.3	---	0.400	ug/L	1	20.0	ND	132	71-131%	---	---	Q-01
cis-1,2-Dichloroethene	23.5	---	0.400	ug/L	1	20.0	ND	118	78-123%	---	---	
trans-1,2-Dichloroethene	23.4	---	0.400	ug/L	1	20.0	ND	117	75-124%	---	---	
1,2-Dichloropropane	22.8	---	0.500	ug/L	1	20.0	ND	114	78-122%	---	---	
1,3-Dichloropropane	22.6	---	1.00	ug/L	1	20.0	ND	113	80-120%	---	---	
2,2-Dichloropropane	23.6	---	1.00	ug/L	1	20.0	ND	118	60-139%	---	---	
1,1-Dichloropropene	25.4	---	1.00	ug/L	1	20.0	ND	127	79-125%	---	---	Q-01
cis-1,3-Dichloropropene	21.9	---	1.00	ug/L	1	20.0	ND	110	75-124%	---	---	
trans-1,3-Dichloropropene	21.8	---	1.00	ug/L	1	20.0	ND	109	73-127%	---	---	
Hexachlorobutadiene	26.3	---	5.00	ug/L	1	20.0	ND	131	66-134%	---	---	
Methylene chloride	20.9	---	10.0	ug/L	1	20.0	ND	105	74-124%	---	---	
1,1,1,2-Tetrachloroethane	21.7	---	0.400	ug/L	1	20.0	ND	108	78-124%	---	---	
1,1,2,2-Tetrachloroethane	23.9	---	0.500	ug/L	1	20.0	ND	120	71-121%	---	---	
Tetrachloroethene (PCE)	22.1	---	0.400	ug/L	1	20.0	ND	110	74-129%	---	---	
1,2,3-Trichlorobenzene	24.3	---	2.00	ug/L	1	20.0	ND	121	69-129%	---	---	
1,1,2-Trichloroethane	22.1	---	0.500	ug/L	1	20.0	ND	111	80-120%	---	---	
1,2,4-Trichlorobenzene	24.6	---	2.00	ug/L	1	20.0	ND	123	69-130%	---	---	
1,1,1-Trichloroethane	24.6	---	0.400	ug/L	1	20.0	ND	123	74-131%	---	---	
Trichloroethene (TCE)	21.8	---	0.400	ug/L	1	20.0	ND	109	79-123%	---	---	
Trichlorofluoromethane	34.3	---	2.00	ug/L	1	20.0	ND	171	65-141%	---	---	Q-54c
1,2,3-Trichloropropane	21.8	---	1.00	ug/L	1	20.0	ND	109	73-122%	---	---	
Vinyl chloride	26.8	---	0.200	ug/L	1	20.0	ND	134	58-137%	---	---	
<i>Surr: 1,4-Difluorobenzene (Surr) Recovery: 99 % Limits: 80-120 % Dilution: 1x</i>												
<i>Toluene-d8 (Surr) 100 % 80-120 % "</i>												
<i>4-Bromofluorobenzene (Surr) 92 % 80-120 % "</i>												

Apex Laboratories

Philip Nerenberg, Lab Director

The results in this report apply to the samples analyzed in accordance with the chain of custody document(s) and updated by any subsequent written communications. This analytical report must be reproduced in its entirety.



ANALYTICAL REPORT

Apex Laboratories, LLC

6700 S.W. Sandburg Street
Tigard, OR 97223
503-718-2323
ORELAP ID: OR100062

WSP USA Environment & Infrastructure Inc.	Project: Mailwell	
15862 SW 72nd Ave. Suite 150	Project Number: 361M119101	Report ID:
Portland, OR 97224	Project Manager: John Kuiper	A4C1548 - 04 02 24 1512

QUALITY CONTROL (QC) SAMPLE RESULTS

Halogenated Volatile Organic Compounds by EPA 8260D

Analyte	Result	Detection Limit	Reporting Limit	Units	Dilution	Spike Amount	Source Result	% REC	% REC Limits	RPD	RPD Limit	Notes
Batch 24C0884 - EPA 5030C						Water						
Blank (24C0884-BLK1)						Prepared: 03/25/24 14:02 Analyzed: 03/26/24 01:46						
<u>EPA 8260D</u>												
Bromobenzene	ND	---	0.500	ug/L	1	---	---	---	---	---	---	
Bromochloromethane	ND	---	1.00	ug/L	1	---	---	---	---	---	---	
Bromodichloromethane	ND	---	1.00	ug/L	1	---	---	---	---	---	---	
Bromoform	ND	---	1.00	ug/L	1	---	---	---	---	---	---	
Bromomethane	ND	---	5.00	ug/L	1	---	---	---	---	---	---	
Carbon tetrachloride	ND	---	1.00	ug/L	1	---	---	---	---	---	---	
Chlorobenzene	ND	---	0.500	ug/L	1	---	---	---	---	---	---	
Chloroethane	ND	---	5.00	ug/L	1	---	---	---	---	---	---	
Chloroform	ND	---	1.00	ug/L	1	---	---	---	---	---	---	
Chloromethane	ND	---	5.00	ug/L	1	---	---	---	---	---	---	
2-Chlorotoluene	ND	---	1.00	ug/L	1	---	---	---	---	---	---	
4-Chlorotoluene	ND	---	1.00	ug/L	1	---	---	---	---	---	---	
Dibromochloromethane	ND	---	1.00	ug/L	1	---	---	---	---	---	---	
1,2-Dibromo-3-chloropropane	ND	---	5.00	ug/L	1	---	---	---	---	---	---	
1,2-Dibromoethane (EDB)	ND	---	0.500	ug/L	1	---	---	---	---	---	---	
Dibromomethane	ND	---	1.00	ug/L	1	---	---	---	---	---	---	
1,2-Dichlorobenzene	ND	---	0.500	ug/L	1	---	---	---	---	---	---	
1,3-Dichlorobenzene	ND	---	0.500	ug/L	1	---	---	---	---	---	---	
1,4-Dichlorobenzene	ND	---	0.500	ug/L	1	---	---	---	---	---	---	
Dichlorodifluoromethane	ND	---	1.00	ug/L	1	---	---	---	---	---	---	
1,1-Dichloroethane	ND	---	0.400	ug/L	1	---	---	---	---	---	---	
1,2-Dichloroethane (EDC)	ND	---	0.400	ug/L	1	---	---	---	---	---	---	
1,1-Dichloroethene	ND	---	0.400	ug/L	1	---	---	---	---	---	---	
cis-1,2-Dichloroethene	ND	---	0.400	ug/L	1	---	---	---	---	---	---	
trans-1,2-Dichloroethene	ND	---	0.400	ug/L	1	---	---	---	---	---	---	
1,2-Dichloropropane	ND	---	0.500	ug/L	1	---	---	---	---	---	---	
1,3-Dichloropropane	ND	---	1.00	ug/L	1	---	---	---	---	---	---	
2,2-Dichloropropane	ND	---	1.00	ug/L	1	---	---	---	---	---	---	
1,1-Dichloropropene	ND	---	1.00	ug/L	1	---	---	---	---	---	---	
cis-1,3-Dichloropropene	ND	---	1.00	ug/L	1	---	---	---	---	---	---	
trans-1,3-Dichloropropene	ND	---	1.00	ug/L	1	---	---	---	---	---	---	
Hexachlorobutadiene	ND	---	5.00	ug/L	1	---	---	---	---	---	---	
Methylene chloride	ND	---	10.0	ug/L	1	---	---	---	---	---	---	

Apex Laboratories

The results in this report apply to the samples analyzed in accordance with the chain of custody document(s) and updated by any subsequent written communications. This analytical report must be reproduced in its entirety.



ANALYTICAL REPORT

Apex Laboratories, LLC

6700 S.W. Sandburg Street
Tigard, OR 97223
503-718-2323
ORELAP ID: OR100062

WSP USA Environment & Infrastructure Inc.	Project: Mailwell	
15862 SW 72nd Ave. Suite 150	Project Number: 361M119101	Report ID:
Portland, OR 97224	Project Manager: John Kuiper	A4C1548 - 04 02 24 1512

QUALITY CONTROL (QC) SAMPLE RESULTS

Halogenated Volatile Organic Compounds by EPA 8260D

Analyte	Result	Detection Limit	Reporting Limit	Units	Dilution	Spike Amount	Source Result	% REC	% REC Limits	RPD	RPD Limit	Notes
Batch 24C0884 - EPA 5030C												
Water												
Blank (24C0884-BLK1)												
Prepared: 03/25/24 14:02						Analyzed: 03/26/24 01:46						
1,1,1,2-Tetrachloroethane	ND	---	0.400	ug/L	1	---	---	---	---	---	---	
1,1,2,2-Tetrachloroethane	ND	---	0.500	ug/L	1	---	---	---	---	---	---	
Tetrachloroethene (PCE)	ND	---	0.400	ug/L	1	---	---	---	---	---	---	
1,2,3-Trichlorobenzene	ND	---	2.00	ug/L	1	---	---	---	---	---	---	
1,1,2-Trichloroethane	ND	---	0.500	ug/L	1	---	---	---	---	---	---	
1,2,4-Trichlorobenzene	ND	---	2.00	ug/L	1	---	---	---	---	---	---	
1,1,1-Trichloroethane	ND	---	0.400	ug/L	1	---	---	---	---	---	---	
Trichloroethene (TCE)	ND	---	0.400	ug/L	1	---	---	---	---	---	---	
Trichlorofluoromethane	ND	---	2.00	ug/L	1	---	---	---	---	---	---	
1,2,3-Trichloropropane	ND	---	1.00	ug/L	1	---	---	---	---	---	---	
Vinyl chloride	ND	---	0.200	ug/L	1	---	---	---	---	---	---	
<i>Surr: 1,4-Difluorobenzene (Surr)</i>		<i>Recovery: 103 %</i>		<i>Limits: 80-120 %</i>		<i>Dilution: 1x</i>						
<i>Toluene-d8 (Surr)</i>		<i>103 %</i>		<i>80-120 %</i>		<i>"</i>						
<i>4-Bromofluorobenzene (Surr)</i>		<i>100 %</i>		<i>80-120 %</i>		<i>"</i>						

LCS (24C0884-BS1)												
Prepared: 03/25/24 14:02						Analyzed: 03/26/24 00:51						
EPA 8260D												
Bromobenzene	19.4	---	0.500	ug/L	1	20.0	---	97	80-120%	---	---	
Bromochloromethane	22.4	---	1.00	ug/L	1	20.0	---	112	80-120%	---	---	
Bromodichloromethane	22.0	---	1.00	ug/L	1	20.0	---	110	80-120%	---	---	
Bromoform	18.7	---	1.00	ug/L	1	20.0	---	94	80-120%	---	---	
Bromomethane	23.6	---	5.00	ug/L	1	20.0	---	118	80-120%	---	---	
Carbon tetrachloride	17.6	---	1.00	ug/L	1	20.0	---	88	80-120%	---	---	
Chlorobenzene	20.2	---	0.500	ug/L	1	20.0	---	101	80-120%	---	---	
Chloroethane	19.8	---	5.00	ug/L	1	20.0	---	99	80-120%	---	---	
Chloroform	20.8	---	1.00	ug/L	1	20.0	---	104	80-120%	---	---	
Chloromethane	18.4	---	5.00	ug/L	1	20.0	---	92	80-120%	---	---	
2-Chlorotoluene	20.2	---	1.00	ug/L	1	20.0	---	101	80-120%	---	---	
4-Chlorotoluene	21.5	---	1.00	ug/L	1	20.0	---	108	80-120%	---	---	
Dibromochloromethane	19.5	---	1.00	ug/L	1	20.0	---	97	80-120%	---	---	
1,2-Dibromo-3-chloropropane	18.9	---	5.00	ug/L	1	20.0	---	94	80-120%	---	---	
1,2-Dibromoethane (EDB)	21.5	---	0.500	ug/L	1	20.0	---	108	80-120%	---	---	
Dibromomethane	22.2	---	1.00	ug/L	1	20.0	---	111	80-120%	---	---	
1,2-Dichlorobenzene	21.4	---	0.500	ug/L	1	20.0	---	107	80-120%	---	---	

Apex Laboratories

The results in this report apply to the samples analyzed in accordance with the chain of custody document(s) and updated by any subsequent written communications. This analytical report must be reproduced in its entirety.



ANALYTICAL REPORT

Apex Laboratories, LLC

6700 S.W. Sandburg Street
Tigard, OR 97223
503-718-2323
ORELAP ID: OR100062

WSP USA Environment & Infrastructure Inc.	Project: Mailwell	
15862 SW 72nd Ave. Suite 150	Project Number: 361M119101	Report ID:
Portland, OR 97224	Project Manager: John Kuiper	A4C1548 - 04 02 24 1512

QUALITY CONTROL (QC) SAMPLE RESULTS

Halogenated Volatile Organic Compounds by EPA 8260D

Analyte	Result	Detection Limit	Reporting Limit	Units	Dilution	Spike Amount	Source Result	% REC	% REC Limits	RPD	RPD Limit	Notes
Batch 24C0884 - EPA 5030C												
Water												
LCS (24C0884-BS1)												
Prepared: 03/25/24 14:02						Analyzed: 03/26/24 00:51						
1,3-Dichlorobenzene	21.1	---	0.500	ug/L	1	20.0	---	106	80-120%	---	---	
1,4-Dichlorobenzene	19.6	---	0.500	ug/L	1	20.0	---	98	80-120%	---	---	
Dichlorodifluoromethane	18.6	---	1.00	ug/L	1	20.0	---	93	80-120%	---	---	
1,1-Dichloroethane	20.4	---	0.400	ug/L	1	20.0	---	102	80-120%	---	---	
1,2-Dichloroethane (EDC)	21.7	---	0.400	ug/L	1	20.0	---	109	80-120%	---	---	
1,1-Dichloroethene	19.0	---	0.400	ug/L	1	20.0	---	95	80-120%	---	---	
cis-1,2-Dichloroethene	20.7	---	0.400	ug/L	1	20.0	---	104	80-120%	---	---	
trans-1,2-Dichloroethene	19.6	---	0.400	ug/L	1	20.0	---	98	80-120%	---	---	
1,2-Dichloropropane	20.6	---	0.500	ug/L	1	20.0	---	103	80-120%	---	---	
1,3-Dichloropropane	21.4	---	1.00	ug/L	1	20.0	---	107	80-120%	---	---	
2,2-Dichloropropane	19.2	---	1.00	ug/L	1	20.0	---	96	80-120%	---	---	
1,1-Dichloropropene	19.9	---	1.00	ug/L	1	20.0	---	100	80-120%	---	---	
cis-1,3-Dichloropropene	19.3	---	1.00	ug/L	1	20.0	---	96	80-120%	---	---	
trans-1,3-Dichloropropene	19.9	---	1.00	ug/L	1	20.0	---	99	80-120%	---	---	
Hexachlorobutadiene	18.9	---	5.00	ug/L	1	20.0	---	95	80-120%	---	---	
Methylene chloride	20.0	---	10.0	ug/L	1	20.0	---	100	80-120%	---	---	
1,1,1,2-Tetrachloroethane	20.0	---	0.400	ug/L	1	20.0	---	100	80-120%	---	---	
1,1,2,2-Tetrachloroethane	20.5	---	0.500	ug/L	1	20.0	---	102	80-120%	---	---	
Tetrachloroethene (PCE)	18.6	---	0.400	ug/L	1	20.0	---	93	80-120%	---	---	
1,2,3-Trichlorobenzene	20.8	---	2.00	ug/L	1	20.0	---	104	80-120%	---	---	
1,1,2-Trichloroethane	20.8	---	0.500	ug/L	1	20.0	---	104	80-120%	---	---	
1,2,4-Trichlorobenzene	19.3	---	2.00	ug/L	1	20.0	---	97	80-120%	---	---	
1,1,1-Trichloroethane	20.4	---	0.400	ug/L	1	20.0	---	102	80-120%	---	---	
Trichloroethene (TCE)	20.1	---	0.400	ug/L	1	20.0	---	101	80-120%	---	---	
Trichlorofluoromethane	21.8	---	2.00	ug/L	1	20.0	---	109	80-120%	---	---	
1,2,3-Trichloropropane	21.3	---	1.00	ug/L	1	20.0	---	106	80-120%	---	---	
Vinyl chloride	18.4	---	0.200	ug/L	1	20.0	---	92	80-120%	---	---	
Surr: 1,4-Difluorobenzene (Surr)												
		Recovery:		99 %	Limits:		80-120 %	Dilution:		1x		
		Toluene-d8 (Surr)		99 %	80-120 %		"					
		4-Bromofluorobenzene (Surr)		93 %	80-120 %		"					

Duplicate (24C0884-DUP1)												
Prepared: 03/25/24 14:02						Analyzed: 03/26/24 12:14						
QC Source Sample: Non-SDG (A4C1535-01)												
Bromobenzene	ND	---	50.0	ug/L	100	---	ND	---	---	---	30%	

Apex Laboratories

The results in this report apply to the samples analyzed in accordance with the chain of custody document(s) and updated by any subsequent written communications. This analytical report must be reproduced in its entirety.



ANALYTICAL REPORT

Apex Laboratories, LLC

6700 S.W. Sandburg Street
Tigard, OR 97223
503-718-2323
ORELAP ID: OR100062

WSP USA Environment & Infrastructure Inc. 15862 SW 72nd Ave. Suite 150 Portland, OR 97224	Project: Mailwell Project Number: 361M119101 Project Manager: John Kuiper	Report ID: A4C1548 - 04 02 24 1512
--	--	--

QUALITY CONTROL (QC) SAMPLE RESULTS

Halogenated Volatile Organic Compounds by EPA 8260D

Analyte	Result	Detection Limit	Reporting Limit	Units	Dilution	Spike Amount	Source Result	% REC	% REC Limits	RPD	RPD Limit	Notes
Batch 24C0884 - EPA 5030C						Water						
Duplicate (24C0884-DUP1)						Prepared: 03/25/24 14:02 Analyzed: 03/26/24 12:14						
QC Source Sample: Non-SDG (A4C1535-01)												
Bromochloromethane	ND	---	100	ug/L	100	---	ND	---	---	---	30%	
Bromodichloromethane	ND	---	100	ug/L	100	---	ND	---	---	---	30%	
Bromoform	ND	---	100	ug/L	100	---	ND	---	---	---	30%	
Bromomethane	ND	---	500	ug/L	100	---	ND	---	---	---	30%	
Carbon tetrachloride	ND	---	100	ug/L	100	---	ND	---	---	---	30%	
Chlorobenzene	ND	---	50.0	ug/L	100	---	ND	---	---	---	30%	
Chloroethane	ND	---	500	ug/L	100	---	ND	---	---	---	30%	
Chloroform	ND	---	100	ug/L	100	---	ND	---	---	---	30%	
Chloromethane	ND	---	500	ug/L	100	---	ND	---	---	---	30%	
2-Chlorotoluene	ND	---	100	ug/L	100	---	ND	---	---	---	30%	
4-Chlorotoluene	ND	---	100	ug/L	100	---	ND	---	---	---	30%	
Dibromochloromethane	ND	---	100	ug/L	100	---	ND	---	---	---	30%	
1,2-Dibromo-3-chloropropane	ND	---	500	ug/L	100	---	ND	---	---	---	30%	
1,2-Dibromoethane (EDB)	ND	---	50.0	ug/L	100	---	ND	---	---	---	30%	
Dibromomethane	ND	---	100	ug/L	100	---	ND	---	---	---	30%	
1,2-Dichlorobenzene	ND	---	50.0	ug/L	100	---	ND	---	---	---	30%	
1,3-Dichlorobenzene	ND	---	50.0	ug/L	100	---	ND	---	---	---	30%	
1,4-Dichlorobenzene	ND	---	50.0	ug/L	100	---	ND	---	---	---	30%	
Dichlorodifluoromethane	ND	---	100	ug/L	100	---	ND	---	---	---	30%	
1,1-Dichloroethane	ND	---	40.0	ug/L	100	---	ND	---	---	---	30%	
1,2-Dichloroethane (EDC)	ND	---	40.0	ug/L	100	---	ND	---	---	---	30%	
1,1-Dichloroethene	ND	---	40.0	ug/L	100	---	ND	---	---	---	30%	
cis-1,2-Dichloroethene	160	---	40.0	ug/L	100	---	160	---	---	0	30%	
trans-1,2-Dichloroethene	ND	---	40.0	ug/L	100	---	ND	---	---	---	30%	
1,2-Dichloropropane	ND	---	50.0	ug/L	100	---	ND	---	---	---	30%	
1,3-Dichloropropane	ND	---	100	ug/L	100	---	ND	---	---	---	30%	
2,2-Dichloropropane	ND	---	100	ug/L	100	---	ND	---	---	---	30%	
1,1-Dichloropropene	ND	---	100	ug/L	100	---	ND	---	---	---	30%	
cis-1,3-Dichloropropene	ND	---	100	ug/L	100	---	ND	---	---	---	30%	
trans-1,3-Dichloropropene	ND	---	100	ug/L	100	---	ND	---	---	---	30%	
Hexachlorobutadiene	ND	---	500	ug/L	100	---	ND	---	---	---	30%	
Methylene chloride	ND	---	1000	ug/L	100	---	ND	---	---	---	30%	
1,1,1,2-Tetrachloroethane	ND	---	40.0	ug/L	100	---	ND	---	---	---	30%	

Apex Laboratories

Philip Nerenberg, Lab Director

The results in this report apply to the samples analyzed in accordance with the chain of custody document(s) and updated by any subsequent written communications. This analytical report must be reproduced in its entirety.



ANALYTICAL REPORT

Apex Laboratories, LLC

6700 S.W. Sandburg Street
Tigard, OR 97223
503-718-2323
ORELAP ID: OR100062

WSP USA Environment & Infrastructure Inc.	Project: Mailwell	
15862 SW 72nd Ave. Suite 150	Project Number: 361M119101	Report ID:
Portland, OR 97224	Project Manager: John Kuiper	A4C1548 - 04 02 24 1512

QUALITY CONTROL (QC) SAMPLE RESULTS

Halogenated Volatile Organic Compounds by EPA 8260D

Analyte	Result	Detection Limit	Reporting Limit	Units	Dilution	Spike Amount	Source Result	% REC	% REC Limits	RPD	RPD Limit	Notes
Batch 24C0884 - EPA 5030C						Water						
Duplicate (24C0884-DUP1)			Prepared: 03/25/24 14:02 Analyzed: 03/26/24 12:14									
QC Source Sample: Non-SDG (A4C1535-01)												
1,1,2,2-Tetrachloroethane	ND	---	50.0	ug/L	100	---	ND	---	---	---	30%	
Tetrachloroethene (PCE)	7980	---	40.0	ug/L	100	---	8300	---	---	4	30%	
1,2,3-Trichlorobenzene	ND	---	200	ug/L	100	---	ND	---	---	---	30%	
1,1,2-Trichloroethane	ND	---	50.0	ug/L	100	---	ND	---	---	---	30%	
1,2,4-Trichlorobenzene	ND	---	200	ug/L	100	---	ND	---	---	---	30%	
1,1,1-Trichloroethane	ND	---	40.0	ug/L	100	---	ND	---	---	---	30%	
Trichloroethene (TCE)	202	---	40.0	ug/L	100	---	210	---	---	4	30%	
Trichlorofluoromethane	ND	---	200	ug/L	100	---	ND	---	---	---	30%	
1,2,3-Trichloropropane	ND	---	100	ug/L	100	---	ND	---	---	---	30%	
Vinyl chloride	ND	---	20.0	ug/L	100	---	ND	---	---	---	30%	
<i>Surr: 1,4-Difluorobenzene (Surr)</i>		<i>Recovery: 105 %</i>		<i>Limits: 80-120 %</i>		<i>Dilution: 1x</i>						
<i>Toluene-d8 (Surr)</i>		<i>101 %</i>		<i>80-120 %</i>		<i>"</i>						
<i>4-Bromofluorobenzene (Surr)</i>		<i>99 %</i>		<i>80-120 %</i>		<i>"</i>						

Matrix Spike (24C0884-MS1)			Prepared: 03/25/24 14:02 Analyzed: 03/26/24 07:13									
QC Source Sample: Non-SDG (A4C1566-11)												
EPA 8260D												
Bromobenzene	19.6	---	0.500	ug/L	1	20.0	ND	98	80-120%	---	---	
Bromochloromethane	23.4	---	1.00	ug/L	1	20.0	ND	117	78-123%	---	---	
Bromodichloromethane	23.5	---	1.00	ug/L	1	20.0	ND	117	79-125%	---	---	
Bromoform	19.3	---	1.00	ug/L	1	20.0	ND	96	66-130%	---	---	
Bromomethane	26.4	---	5.00	ug/L	1	20.0	ND	132	53-141%	---	---	
Carbon tetrachloride	22.3	---	1.00	ug/L	1	20.0	ND	112	72-136%	---	---	
Chlorobenzene	21.2	---	0.500	ug/L	1	20.0	ND	106	80-120%	---	---	
Chloroethane	23.2	---	5.00	ug/L	1	20.0	ND	116	60-138%	---	---	
Chloroform	22.1	---	1.00	ug/L	1	20.0	ND	110	79-124%	---	---	
Chloromethane	22.0	---	5.00	ug/L	1	20.0	ND	110	50-139%	---	---	
2-Chlorotoluene	21.2	---	1.00	ug/L	1	20.0	ND	106	79-122%	---	---	
4-Chlorotoluene	22.3	---	1.00	ug/L	1	20.0	ND	112	78-122%	---	---	
Dibromochloromethane	20.0	---	1.00	ug/L	1	20.0	ND	100	74-126%	---	---	
1,2-Dibromo-3-chloropropane	20.2	---	5.00	ug/L	1	20.0	ND	101	62-128%	---	---	
1,2-Dibromoethane (EDB)	21.7	---	0.500	ug/L	1	20.0	ND	109	77-121%	---	---	
Dibromomethane	22.7	---	1.00	ug/L	1	20.0	ND	114	79-123%	---	---	

Apex Laboratories

The results in this report apply to the samples analyzed in accordance with the chain of custody document(s) and updated by any subsequent written communications. This analytical report must be reproduced in its entirety.



ANALYTICAL REPORT

Apex Laboratories, LLC

6700 S.W. Sandburg Street
Tigard, OR 97223
503-718-2323
ORELAP ID: OR100062

WSP USA Environment & Infrastructure Inc.	Project: Mailwell	
15862 SW 72nd Ave. Suite 150	Project Number: 361M119101	Report ID:
Portland, OR 97224	Project Manager: John Kuiper	A4C1548 - 04 02 24 1512

QUALITY CONTROL (QC) SAMPLE RESULTS

Halogenated Volatile Organic Compounds by EPA 8260D

Analyte	Result	Detection Limit	Reporting Limit	Units	Dilution	Spike Amount	Source Result	% REC	% REC Limits	RPD	RPD Limit	Notes
Batch 24C0884 - EPA 5030C						Water						
Matrix Spike (24C0884-MS1)						Prepared: 03/25/24 14:02 Analyzed: 03/26/24 07:13						
QC Source Sample: Non-SDG (A4C1566-11)												
1,2-Dichlorobenzene	21.9	---	0.500	ug/L	1	20.0	ND	110	80-120%	---	---	
1,3-Dichlorobenzene	21.8	---	0.500	ug/L	1	20.0	ND	109	80-120%	---	---	
1,4-Dichlorobenzene	20.2	---	0.500	ug/L	1	20.0	ND	101	79-120%	---	---	
Dichlorodifluoromethane	24.5	---	1.00	ug/L	1	20.0	ND	123	32-152%	---	---	
1,1-Dichloroethane	22.3	---	0.400	ug/L	1	20.0	ND	112	77-125%	---	---	
1,2-Dichloroethane (EDC)	22.4	---	0.400	ug/L	1	20.0	ND	112	73-128%	---	---	
1,1-Dichloroethene	23.5	---	0.400	ug/L	1	20.0	ND	118	71-131%	---	---	
cis-1,2-Dichloroethene	22.4	---	0.400	ug/L	1	20.0	ND	112	78-123%	---	---	
trans-1,2-Dichloroethene	22.8	---	0.400	ug/L	1	20.0	ND	114	75-124%	---	---	
1,2-Dichloropropane	21.7	---	0.500	ug/L	1	20.0	ND	109	78-122%	---	---	
1,3-Dichloropropane	21.8	---	1.00	ug/L	1	20.0	ND	109	80-120%	---	---	
2,2-Dichloropropane	19.4	---	1.00	ug/L	1	20.0	ND	97	60-139%	---	---	
1,1-Dichloropropene	24.5	---	1.00	ug/L	1	20.0	ND	122	79-125%	---	---	
cis-1,3-Dichloropropene	17.2	---	1.00	ug/L	1	20.0	ND	86	75-124%	---	---	
trans-1,3-Dichloropropene	20.0	---	1.00	ug/L	1	20.0	ND	100	73-127%	---	---	
Hexachlorobutadiene	23.2	---	5.00	ug/L	1	20.0	ND	116	66-134%	---	---	
Methylene chloride	20.7	---	10.0	ug/L	1	20.0	ND	104	74-124%	---	---	
1,1,1,2-Tetrachloroethane	21.0	---	0.400	ug/L	1	20.0	ND	105	78-124%	---	---	
1,1,2,2-Tetrachloroethane	22.8	---	0.500	ug/L	1	20.0	ND	114	71-121%	---	---	
Tetrachloroethene (PCE)	21.5	---	0.400	ug/L	1	20.0	ND	107	74-129%	---	---	
1,2,3-Trichlorobenzene	22.6	---	2.00	ug/L	1	20.0	ND	113	69-129%	---	---	
1,1,2-Trichloroethane	21.3	---	0.500	ug/L	1	20.0	ND	107	80-120%	---	---	
1,2,4-Trichlorobenzene	20.4	---	2.00	ug/L	1	20.0	ND	102	69-130%	---	---	
1,1,1-Trichloroethane	24.4	---	0.400	ug/L	1	20.0	ND	122	74-131%	---	---	
Trichloroethene (TCE)	20.9	---	0.400	ug/L	1	20.0	ND	104	79-123%	---	---	
Trichlorofluoromethane	28.4	---	2.00	ug/L	1	20.0	ND	142	65-141%	---	---	Q-01
1,2,3-Trichloropropane	21.3	---	1.00	ug/L	1	20.0	ND	107	73-122%	---	---	
Vinyl chloride	23.1	---	0.200	ug/L	1	20.0	ND	116	58-137%	---	---	
Surr: 1,4-Difluorobenzene (Surr) Recovery: 99 % Limits: 80-120 % Dilution: 1x												
Toluene-d8 (Surr) 98 % 80-120 % "												
4-Bromofluorobenzene (Surr) 92 % 80-120 % "												

Apex Laboratories

Philip Nerenberg, Lab Director

The results in this report apply to the samples analyzed in accordance with the chain of custody document(s) and updated by any subsequent written communications. This analytical report must be reproduced in its entirety.



ANALYTICAL REPORT

Apex Laboratories, LLC

6700 S.W. Sandburg Street
Tigard, OR 97223
503-718-2323
ORELAP ID: OR100062

WSP USA Environment & Infrastructure Inc.	Project: Mailwell	
15862 SW 72nd Ave. Suite 150	Project Number: 361M119101	Report ID:
Portland, OR 97224	Project Manager: John Kuiper	A4C1548 - 04 02 24 1512

QUALITY CONTROL (QC) SAMPLE RESULTS

Halogenated Volatile Organic Compounds by EPA 8260D

Analyte	Result	Detection Limit	Reporting Limit	Units	Dilution	Spike Amount	Source Result	% REC	% REC Limits	RPD	RPD Limit	Notes
Batch 24C0931 - EPA 5030C						Water						
Blank (24C0931-BLK1)			Prepared: 03/26/24 15:00 Analyzed: 03/26/24 17:32									
EPA 8260D												
Bromobenzene	ND	---	0.500	ug/L	1	---	---	---	---	---	---	
Bromochloromethane	ND	---	1.00	ug/L	1	---	---	---	---	---	---	
Bromodichloromethane	ND	---	1.00	ug/L	1	---	---	---	---	---	---	
Bromoform	ND	---	1.00	ug/L	1	---	---	---	---	---	---	
Bromomethane	ND	---	5.00	ug/L	1	---	---	---	---	---	---	
Carbon tetrachloride	ND	---	1.00	ug/L	1	---	---	---	---	---	---	
Chlorobenzene	ND	---	0.500	ug/L	1	---	---	---	---	---	---	
Chloroethane	ND	---	5.00	ug/L	1	---	---	---	---	---	---	
Chloroform	ND	---	1.00	ug/L	1	---	---	---	---	---	---	
Chloromethane	ND	---	5.00	ug/L	1	---	---	---	---	---	---	
2-Chlorotoluene	ND	---	1.00	ug/L	1	---	---	---	---	---	---	
4-Chlorotoluene	ND	---	1.00	ug/L	1	---	---	---	---	---	---	
Dibromochloromethane	ND	---	1.00	ug/L	1	---	---	---	---	---	---	
1,2-Dibromo-3-chloropropane	ND	---	5.00	ug/L	1	---	---	---	---	---	---	
1,2-Dibromoethane (EDB)	ND	---	0.500	ug/L	1	---	---	---	---	---	---	
Dibromomethane	ND	---	1.00	ug/L	1	---	---	---	---	---	---	
1,2-Dichlorobenzene	ND	---	0.500	ug/L	1	---	---	---	---	---	---	
1,3-Dichlorobenzene	ND	---	0.500	ug/L	1	---	---	---	---	---	---	
1,4-Dichlorobenzene	ND	---	0.500	ug/L	1	---	---	---	---	---	---	
Dichlorodifluoromethane	ND	---	1.00	ug/L	1	---	---	---	---	---	---	
1,1-Dichloroethane	ND	---	0.400	ug/L	1	---	---	---	---	---	---	
1,2-Dichloroethane (EDC)	ND	---	0.400	ug/L	1	---	---	---	---	---	---	
1,1-Dichloroethene	ND	---	0.400	ug/L	1	---	---	---	---	---	---	
cis-1,2-Dichloroethene	ND	---	0.400	ug/L	1	---	---	---	---	---	---	
trans-1,2-Dichloroethene	ND	---	0.400	ug/L	1	---	---	---	---	---	---	
1,2-Dichloropropane	ND	---	0.500	ug/L	1	---	---	---	---	---	---	
1,3-Dichloropropane	ND	---	1.00	ug/L	1	---	---	---	---	---	---	
2,2-Dichloropropane	ND	---	1.00	ug/L	1	---	---	---	---	---	---	
1,1-Dichloropropene	ND	---	1.00	ug/L	1	---	---	---	---	---	---	
cis-1,3-Dichloropropene	ND	---	1.00	ug/L	1	---	---	---	---	---	---	
trans-1,3-Dichloropropene	ND	---	1.00	ug/L	1	---	---	---	---	---	---	
Hexachlorobutadiene	ND	---	5.00	ug/L	1	---	---	---	---	---	---	
Methylene chloride	ND	---	10.0	ug/L	1	---	---	---	---	---	---	

Apex Laboratories

The results in this report apply to the samples analyzed in accordance with the chain of custody document(s) and updated by any subsequent written communications. This analytical report must be reproduced in its entirety.



ANALYTICAL REPORT

Apex Laboratories, LLC

6700 S.W. Sandburg Street
Tigard, OR 97223
503-718-2323
ORELAP ID: OR100062

WSP USA Environment & Infrastructure Inc.	Project: Mailwell	
15862 SW 72nd Ave. Suite 150	Project Number: 361M119101	Report ID:
Portland, OR 97224	Project Manager: John Kuiper	A4C1548 - 04 02 24 1512

QUALITY CONTROL (QC) SAMPLE RESULTS

Halogenated Volatile Organic Compounds by EPA 8260D

Analyte	Result	Detection Limit	Reporting Limit	Units	Dilution	Spike Amount	Source Result	% REC	% REC Limits	RPD	RPD Limit	Notes
Batch 24C0931 - EPA 5030C												
Water												
Blank (24C0931-BLK1)												
						Prepared: 03/26/24 15:00	Analyzed: 03/26/24 17:32					
1,1,1,2-Tetrachloroethane	ND	---	0.400	ug/L	1	---	---	---	---	---	---	
1,1,2,2-Tetrachloroethane	ND	---	0.500	ug/L	1	---	---	---	---	---	---	
Tetrachloroethene (PCE)	ND	---	0.400	ug/L	1	---	---	---	---	---	---	
1,2,3-Trichlorobenzene	ND	---	2.00	ug/L	1	---	---	---	---	---	---	
1,1,2-Trichloroethane	ND	---	0.500	ug/L	1	---	---	---	---	---	---	
1,2,4-Trichlorobenzene	ND	---	2.00	ug/L	1	---	---	---	---	---	---	
1,1,1-Trichloroethane	ND	---	0.400	ug/L	1	---	---	---	---	---	---	
Trichloroethene (TCE)	ND	---	0.400	ug/L	1	---	---	---	---	---	---	
Trichlorofluoromethane	ND	---	2.00	ug/L	1	---	---	---	---	---	---	
1,2,3-Trichloropropane	ND	---	1.00	ug/L	1	---	---	---	---	---	---	
Vinyl chloride	ND	---	0.200	ug/L	1	---	---	---	---	---	---	
<i>Surr: 1,4-Difluorobenzene (Surr)</i>		<i>Recovery: 104 %</i>		<i>Limits: 80-120 %</i>		<i>Dilution: 1x</i>						
<i>Toluene-d8 (Surr)</i>		<i>102 %</i>		<i>80-120 %</i>		<i>"</i>						
<i>4-Bromofluorobenzene (Surr)</i>		<i>101 %</i>		<i>80-120 %</i>		<i>"</i>						

LCS (24C0931-BS1)												
						Prepared: 03/26/24 15:00	Analyzed: 03/26/24 16:37					
EPA 8260D												
Bromobenzene	19.0	---	0.500	ug/L	1	20.0	---	95	80-120%	---	---	
Bromochloromethane	22.2	---	1.00	ug/L	1	20.0	---	111	80-120%	---	---	
Bromodichloromethane	22.2	---	1.00	ug/L	1	20.0	---	111	80-120%	---	---	
Bromoform	18.7	---	1.00	ug/L	1	20.0	---	93	80-120%	---	---	
Bromomethane	22.8	---	5.00	ug/L	1	20.0	---	114	80-120%	---	---	
Carbon tetrachloride	18.4	---	1.00	ug/L	1	20.0	---	92	80-120%	---	---	
Chlorobenzene	20.0	---	0.500	ug/L	1	20.0	---	100	80-120%	---	---	
Chloroethane	20.4	---	5.00	ug/L	1	20.0	---	102	80-120%	---	---	
Chloroform	20.6	---	1.00	ug/L	1	20.0	---	103	80-120%	---	---	
Chloromethane	18.2	---	5.00	ug/L	1	20.0	---	91	80-120%	---	---	
2-Chlorotoluene	19.7	---	1.00	ug/L	1	20.0	---	98	80-120%	---	---	
4-Chlorotoluene	21.2	---	1.00	ug/L	1	20.0	---	106	80-120%	---	---	
Dibromochloromethane	19.3	---	1.00	ug/L	1	20.0	---	96	80-120%	---	---	
1,2-Dibromo-3-chloropropane	18.2	---	5.00	ug/L	1	20.0	---	91	80-120%	---	---	
1,2-Dibromoethane (EDB)	21.0	---	0.500	ug/L	1	20.0	---	105	80-120%	---	---	
Dibromomethane	21.9	---	1.00	ug/L	1	20.0	---	109	80-120%	---	---	
1,2-Dichlorobenzene	20.7	---	0.500	ug/L	1	20.0	---	104	80-120%	---	---	

Apex Laboratories

The results in this report apply to the samples analyzed in accordance with the chain of custody document(s) and updated by any subsequent written communications. This analytical report must be reproduced in its entirety.



ANALYTICAL REPORT

Apex Laboratories, LLC

6700 S.W. Sandburg Street
Tigard, OR 97223
503-718-2323
ORELAP ID: OR100062

WSP USA Environment & Infrastructure Inc. 15862 SW 72nd Ave. Suite 150 Portland, OR 97224	Project: Mailwell Project Number: 361M119101 Project Manager: John Kuiper	Report ID: A4C1548 - 04 02 24 1512
--	--	---

QUALITY CONTROL (QC) SAMPLE RESULTS

Halogenated Volatile Organic Compounds by EPA 8260D

Analyte	Result	Detection Limit	Reporting Limit	Units	Dilution	Spike Amount	Source Result	% REC	% REC Limits	RPD	RPD Limit	Notes
Batch 24C0931 - EPA 5030C						Water						
LCS (24C0931-BS1)			Prepared: 03/26/24 15:00			Analyzed: 03/26/24 16:37						
1,3-Dichlorobenzene	20.8	---	0.500	ug/L	1	20.0	---	104	80-120%	---	---	
1,4-Dichlorobenzene	19.4	---	0.500	ug/L	1	20.0	---	97	80-120%	---	---	
Dichlorodifluoromethane	19.6	---	1.00	ug/L	1	20.0	---	98	80-120%	---	---	
1,1-Dichloroethane	20.2	---	0.400	ug/L	1	20.0	---	101	80-120%	---	---	
1,2-Dichloroethane (EDC)	21.4	---	0.400	ug/L	1	20.0	---	107	80-120%	---	---	
1,1-Dichloroethene	19.8	---	0.400	ug/L	1	20.0	---	99	80-120%	---	---	
cis-1,2-Dichloroethene	20.7	---	0.400	ug/L	1	20.0	---	103	80-120%	---	---	
trans-1,2-Dichloroethene	19.2	---	0.400	ug/L	1	20.0	---	96	80-120%	---	---	
1,2-Dichloropropane	20.2	---	0.500	ug/L	1	20.0	---	101	80-120%	---	---	
1,3-Dichloropropane	20.8	---	1.00	ug/L	1	20.0	---	104	80-120%	---	---	
2,2-Dichloropropane	24.8	---	1.00	ug/L	1	20.0	---	124	80-120%	---	---	Q-56
1,1-Dichloropropene	20.4	---	1.00	ug/L	1	20.0	---	102	80-120%	---	---	
cis-1,3-Dichloropropene	19.7	---	1.00	ug/L	1	20.0	---	99	80-120%	---	---	
trans-1,3-Dichloropropene	20.5	---	1.00	ug/L	1	20.0	---	103	80-120%	---	---	
Hexachlorobutadiene	18.9	---	5.00	ug/L	1	20.0	---	95	80-120%	---	---	
Methylene chloride	19.9	---	10.0	ug/L	1	20.0	---	99	80-120%	---	---	
1,1,1,2-Tetrachloroethane	19.7	---	0.400	ug/L	1	20.0	---	98	80-120%	---	---	
1,1,2,2-Tetrachloroethane	22.0	---	0.500	ug/L	1	20.0	---	110	80-120%	---	---	
Tetrachloroethene (PCE)	18.7	---	0.400	ug/L	1	20.0	---	93	80-120%	---	---	
1,2,3-Trichlorobenzene	19.6	---	2.00	ug/L	1	20.0	---	98	80-120%	---	---	
1,1,2-Trichloroethane	20.6	---	0.500	ug/L	1	20.0	---	103	80-120%	---	---	
1,2,4-Trichlorobenzene	18.0	---	2.00	ug/L	1	20.0	---	90	80-120%	---	---	
1,1,1-Trichloroethane	20.8	---	0.400	ug/L	1	20.0	---	104	80-120%	---	---	
Trichloroethene (TCE)	18.7	---	0.400	ug/L	1	20.0	---	93	80-120%	---	---	
Trichlorofluoromethane	22.8	---	2.00	ug/L	1	20.0	---	114	80-120%	---	---	
1,2,3-Trichloropropane	21.2	---	1.00	ug/L	1	20.0	---	106	80-120%	---	---	
Vinyl chloride	18.9	---	0.200	ug/L	1	20.0	---	94	80-120%	---	---	
<i>Surr: 1,4-Difluorobenzene (Surr)</i>		<i>Recovery: 99 %</i>		<i>Limits: 80-120 %</i>		<i>Dilution: 1x</i>						
<i>Toluene-d8 (Surr)</i>		<i>99 %</i>		<i>80-120 %</i>		<i>"</i>						
<i>4-Bromofluorobenzene (Surr)</i>		<i>93 %</i>		<i>80-120 %</i>		<i>"</i>						

Duplicate (24C0931-DUP1)			Prepared: 03/26/24 15:00			Analyzed: 03/26/24 23:31						
QC Source Sample: Non-SDG (A4C1438-01RE1)												
Bromobenzene	ND	---	2500	ug/L	5000	---	ND	---	---	---	30%	

Apex Laboratories

The results in this report apply to the samples analyzed in accordance with the chain of custody document(s) and updated by any subsequent written communications. This analytical report must be reproduced in its entirety.



ANALYTICAL REPORT

Apex Laboratories, LLC

6700 S.W. Sandburg Street
Tigard, OR 97223
503-718-2323
ORELAP ID: OR100062

WSP USA Environment & Infrastructure Inc. 15862 SW 72nd Ave. Suite 150 Portland, OR 97224	Project: Mailwell Project Number: 361M119101 Project Manager: John Kuiper	Report ID: A4C1548 - 04 02 24 1512
--	--	---

QUALITY CONTROL (QC) SAMPLE RESULTS

Halogenated Volatile Organic Compounds by EPA 8260D

Analyte	Result	Detection Limit	Reporting Limit	Units	Dilution	Spike Amount	Source Result	% REC	% REC Limits	RPD	RPD Limit	Notes
Batch 24C0931 - EPA 5030C						Water						
Duplicate (24C0931-DUP1)			Prepared: 03/26/24 15:00 Analyzed: 03/26/24 23:31									
QC Source Sample: Non-SDG (A4C1438-01RE1)												
Bromochloromethane	ND	---	5000	ug/L	5000	---	ND	---	---	---	30%	
Bromodichloromethane	ND	---	5000	ug/L	5000	---	ND	---	---	---	30%	
Bromoform	ND	---	5000	ug/L	5000	---	ND	---	---	---	30%	
Bromomethane	ND	---	25000	ug/L	5000	---	ND	---	---	---	30%	
Carbon tetrachloride	ND	---	5000	ug/L	5000	---	ND	---	---	---	30%	
Chlorobenzene	ND	---	2500	ug/L	5000	---	ND	---	---	---	30%	
Chloroethane	ND	---	25000	ug/L	5000	---	ND	---	---	---	30%	
Chloroform	ND	---	5000	ug/L	5000	---	ND	---	---	---	30%	
Chloromethane	ND	---	25000	ug/L	5000	---	ND	---	---	---	30%	
2-Chlorotoluene	ND	---	5000	ug/L	5000	---	ND	---	---	---	30%	
4-Chlorotoluene	ND	---	5000	ug/L	5000	---	ND	---	---	---	30%	
Dibromochloromethane	ND	---	5000	ug/L	5000	---	ND	---	---	---	30%	
1,2-Dibromo-3-chloropropane	ND	---	25000	ug/L	5000	---	ND	---	---	---	30%	
1,2-Dibromoethane (EDB)	ND	---	2500	ug/L	5000	---	ND	---	---	---	30%	
Dibromomethane	ND	---	5000	ug/L	5000	---	ND	---	---	---	30%	
1,2-Dichlorobenzene	ND	---	2500	ug/L	5000	---	ND	---	---	---	30%	
1,3-Dichlorobenzene	ND	---	2500	ug/L	5000	---	ND	---	---	---	30%	
1,4-Dichlorobenzene	ND	---	2500	ug/L	5000	---	ND	---	---	---	30%	
Dichlorodifluoromethane	ND	---	5000	ug/L	5000	---	ND	---	---	---	30%	
1,1-Dichloroethane	ND	---	2000	ug/L	5000	---	ND	---	---	---	30%	
1,2-Dichloroethane (EDC)	ND	---	2000	ug/L	5000	---	ND	---	---	---	30%	
1,1-Dichloroethene	ND	---	2000	ug/L	5000	---	ND	---	---	---	30%	
cis-1,2-Dichloroethene	3950	---	2000	ug/L	5000	---	4350	---	---	10	30%	
trans-1,2-Dichloroethene	ND	---	2000	ug/L	5000	---	ND	---	---	---	30%	
1,2-Dichloropropane	ND	---	2500	ug/L	5000	---	ND	---	---	---	30%	
1,3-Dichloropropane	ND	---	5000	ug/L	5000	---	ND	---	---	---	30%	
2,2-Dichloropropane	ND	---	5000	ug/L	5000	---	ND	---	---	---	30%	
1,1-Dichloropropene	ND	---	5000	ug/L	5000	---	ND	---	---	---	30%	
cis-1,3-Dichloropropene	ND	---	5000	ug/L	5000	---	ND	---	---	---	30%	
trans-1,3-Dichloropropene	ND	---	5000	ug/L	5000	---	ND	---	---	---	30%	
Hexachlorobutadiene	ND	---	25000	ug/L	5000	---	ND	---	---	---	30%	
Methylene chloride	ND	---	50000	ug/L	5000	---	ND	---	---	---	30%	
1,1,1,2-Tetrachloroethane	ND	---	2000	ug/L	5000	---	ND	---	---	---	30%	

Apex Laboratories

The results in this report apply to the samples analyzed in accordance with the chain of custody document(s) and updated by any subsequent written communications. This analytical report must be reproduced in its entirety.



ANALYTICAL REPORT

Apex Laboratories, LLC

6700 S.W. Sandburg Street
Tigard, OR 97223
503-718-2323
ORELAP ID: OR100062

WSP USA Environment & Infrastructure Inc.	Project: Mailwell	
15862 SW 72nd Ave. Suite 150	Project Number: 361M119101	Report ID:
Portland, OR 97224	Project Manager: John Kuiper	A4C1548 - 04 02 24 1512

QUALITY CONTROL (QC) SAMPLE RESULTS

Halogenated Volatile Organic Compounds by EPA 8260D

Analyte	Result	Detection Limit	Reporting Limit	Units	Dilution	Spike Amount	Source Result	% REC	% REC Limits	RPD	RPD Limit	Notes
Batch 24C0931 - EPA 5030C												
Water												
Duplicate (24C0931-DUP1)												
Prepared: 03/26/24 15:00 Analyzed: 03/26/24 23:31												
QC Source Sample: Non-SDG (A4C1438-01RE1)												
1,1,2,2-Tetrachloroethane	ND	---	2500	ug/L	5000	---	ND	---	---	---	30%	
Tetrachloroethene (PCE)	4000	---	2000	ug/L	5000	---	4150	---	---	4	30%	
1,2,3-Trichlorobenzene	ND	---	10000	ug/L	5000	---	ND	---	---	---	30%	
1,1,2-Trichloroethane	ND	---	2500	ug/L	5000	---	ND	---	---	---	30%	
1,2,4-Trichlorobenzene	ND	---	10000	ug/L	5000	---	ND	---	---	---	30%	
1,1,1-Trichloroethane	ND	---	2000	ug/L	5000	---	ND	---	---	---	30%	
Trichloroethene (TCE)	ND	---	2000	ug/L	5000	---	1200	---	---	***	30%	
Trichlorofluoromethane	ND	---	10000	ug/L	5000	---	ND	---	---	---	30%	
1,2,3-Trichloropropane	ND	---	5000	ug/L	5000	---	ND	---	---	---	30%	
Vinyl chloride	ND	---	1000	ug/L	5000	---	ND	---	---	---	30%	
<i>Surr: 1,4-Difluorobenzene (Surr)</i>		<i>Recovery: 103 %</i>		<i>Limits: 80-120 %</i>		<i>Dilution: 1x</i>						
<i>Toluene-d8 (Surr)</i>		<i>102 %</i>		<i>80-120 %</i>		<i>"</i>						
<i>4-Bromofluorobenzene (Surr)</i>		<i>99 %</i>		<i>80-120 %</i>		<i>"</i>						

Matrix Spike (24C0931-MS1)												
Prepared: 03/26/24 15:00 Analyzed: 03/26/24 20:19												
QC Source Sample: MW-7-20240321 (A4C1548-07RE1)												
EPA 8260D												
Bromobenzene	206	---	5.00	ug/L	10	200	ND	103	80-120%	---	---	
Bromochloromethane	237	---	10.0	ug/L	10	200	ND	119	78-123%	---	---	
Bromodichloromethane	239	---	10.0	ug/L	10	200	ND	120	79-125%	---	---	
Bromoform	198	---	10.0	ug/L	10	200	ND	99	66-130%	---	---	
Bromomethane	255	---	50.0	ug/L	10	200	ND	127	53-141%	---	---	
Carbon tetrachloride	230	---	10.0	ug/L	10	200	ND	115	72-136%	---	---	
Chlorobenzene	218	---	5.00	ug/L	10	200	ND	109	80-120%	---	---	
Chloroethane	241	---	50.0	ug/L	10	200	ND	120	60-138%	---	---	
Chloroform	227	---	10.0	ug/L	10	200	ND	113	79-124%	---	---	
Chloromethane	213	---	50.0	ug/L	10	200	ND	107	50-139%	---	---	
2-Chlorotoluene	222	---	10.0	ug/L	10	200	ND	111	79-122%	---	---	
4-Chlorotoluene	234	---	10.0	ug/L	10	200	ND	117	78-122%	---	---	
Dibromochloromethane	207	---	10.0	ug/L	10	200	ND	104	74-126%	---	---	
1,2-Dibromo-3-chloropropane	194	---	50.0	ug/L	10	200	ND	97	62-128%	---	---	
1,2-Dibromoethane (EDB)	223	---	5.00	ug/L	10	200	ND	111	77-121%	---	---	
Dibromomethane	226	---	10.0	ug/L	10	200	ND	113	79-123%	---	---	

Apex Laboratories

The results in this report apply to the samples analyzed in accordance with the chain of custody document(s) and updated by any subsequent written communications. This analytical report must be reproduced in its entirety.



ANALYTICAL REPORT

Apex Laboratories, LLC

6700 S.W. Sandburg Street
Tigard, OR 97223
503-718-2323
ORELAP ID: OR100062

WSP USA Environment & Infrastructure Inc. 15862 SW 72nd Ave. Suite 150 Portland, OR 97224	Project: Mailwell Project Number: 361M119101 Project Manager: John Kuiper	Report ID: A4C1548 - 04 02 24 1512
--	--	---

QUALITY CONTROL (QC) SAMPLE RESULTS

Halogenated Volatile Organic Compounds by EPA 8260D

Analyte	Result	Detection Limit	Reporting Limit	Units	Dilution	Spike Amount	Source Result	% REC	% REC Limits	RPD	RPD Limit	Notes
Batch 24C0931 - EPA 5030C						Water						
Matrix Spike (24C0931-MS1)			Prepared: 03/26/24 15:00 Analyzed: 03/26/24 20:19									
QC Source Sample: MW-7-20240321 (A4C1548-07RE1)												
1,2-Dichlorobenzene	224	---	5.00	ug/L	10	200	ND	112	80-120%	---	---	
1,3-Dichlorobenzene	229	---	5.00	ug/L	10	200	ND	115	80-120%	---	---	
1,4-Dichlorobenzene	209	---	5.00	ug/L	10	200	ND	104	79-120%	---	---	
Dichlorodifluoromethane	253	---	10.0	ug/L	10	200	ND	126	32-152%	---	---	
1,1-Dichloroethane	228	---	4.00	ug/L	10	200	ND	114	77-125%	---	---	
1,2-Dichloroethane (EDC)	227	---	4.00	ug/L	10	200	ND	113	73-128%	---	---	
1,1-Dichloroethene	245	---	4.00	ug/L	10	200	5.20	120	71-131%	---	---	
cis-1,2-Dichloroethene	1530	---	4.00	ug/L	10	200	1290	120	78-123%	---	---	
trans-1,2-Dichloroethene	228	---	4.00	ug/L	10	200	ND	114	75-124%	---	---	
1,2-Dichloropropane	219	---	5.00	ug/L	10	200	ND	110	78-122%	---	---	
1,3-Dichloropropane	224	---	10.0	ug/L	10	200	ND	112	80-120%	---	---	
2,2-Dichloropropane	294	---	10.0	ug/L	10	200	ND	147	60-139%	---	---	Q-54d
1,1-Dichloropropene	250	---	10.0	ug/L	10	200	ND	125	79-125%	---	---	
cis-1,3-Dichloropropene	187	---	10.0	ug/L	10	200	ND	94	75-124%	---	---	
trans-1,3-Dichloropropene	223	---	10.0	ug/L	10	200	ND	111	73-127%	---	---	
Hexachlorobutadiene	235	---	50.0	ug/L	10	200	ND	118	66-134%	---	---	
Methylene chloride	214	---	100	ug/L	10	200	ND	107	74-124%	---	---	
1,1,1,2-Tetrachloroethane	215	---	4.00	ug/L	10	200	ND	108	78-124%	---	---	
1,1,2,2-Tetrachloroethane	231	---	5.00	ug/L	10	200	ND	115	71-121%	---	---	
Tetrachloroethene (PCE)	1120	---	4.00	ug/L	10	200	898	110	74-129%	---	---	
1,2,3-Trichlorobenzene	214	---	20.0	ug/L	10	200	ND	107	69-129%	---	---	
1,1,2-Trichloroethane	220	---	5.00	ug/L	10	200	ND	110	80-120%	---	---	
1,2,4-Trichlorobenzene	202	---	20.0	ug/L	10	200	ND	101	69-130%	---	---	
1,1,1-Trichloroethane	251	---	4.00	ug/L	10	200	ND	126	74-131%	---	---	
Trichloroethene (TCE)	433	---	4.00	ug/L	10	200	208	113	79-123%	---	---	
Trichlorofluoromethane	284	---	20.0	ug/L	10	200	ND	142	65-141%	---	---	Q-01
1,2,3-Trichloropropane	222	---	10.0	ug/L	10	200	ND	111	73-122%	---	---	
Vinyl chloride	263	---	2.00	ug/L	10	200	25.0	119	58-137%	---	---	
<i>Surr: 1,4-Difluorobenzene (Surr)</i>		<i>Recovery: 100 %</i>		<i>Limits: 80-120 %</i>		<i>Dilution: 1x</i>						
<i>Toluene-d8 (Surr)</i>		<i>98 %</i>		<i>80-120 %</i>		<i>"</i>						
<i>4-Bromofluorobenzene (Surr)</i>		<i>94 %</i>		<i>80-120 %</i>		<i>"</i>						

Apex Laboratories

Philip Nerenberg, Lab Director

The results in this report apply to the samples analyzed in accordance with the chain of custody document(s) and updated by any subsequent written communications. This analytical report must be reproduced in its entirety.



ANALYTICAL REPORT

Apex Laboratories, LLC

6700 S.W. Sandburg Street
Tigard, OR 97223
503-718-2323
ORELAP ID: OR100062

WSP USA Environment & Infrastructure Inc. 15862 SW 72nd Ave. Suite 150 Portland, OR 97224	Project: Mailwell Project Number: 361M119101 Project Manager: John Kuiper	Report ID: A4C1548 - 04 02 24 1512
--	--	---

SAMPLE PREPARATION INFORMATION

Halogenated Volatile Organic Compounds by EPA 8260D

Prep: EPA 5030C

Lab Number	Matrix	Method	Sampled	Prepared	Sample Initial/Final	Default Initial/Final	RL Prep Factor
<u>Batch: 24C0800</u>							
A4C1548-01	Water	EPA 8260D	03/21/24 12:30	03/22/24 12:16	5mL/5mL	5mL/5mL	1.00
A4C1548-02	Water	EPA 8260D	03/21/24 14:50	03/22/24 12:16	5mL/5mL	5mL/5mL	1.00
A4C1548-03	Water	EPA 8260D	03/21/24 13:10	03/22/24 12:16	5mL/5mL	5mL/5mL	1.00
A4C1548-04	Water	EPA 8260D	03/21/24 13:50	03/22/24 12:16	5mL/5mL	5mL/5mL	1.00
A4C1548-05	Water	EPA 8260D	03/21/24 10:55	03/22/24 12:16	5mL/5mL	5mL/5mL	1.00
<u>Batch: 24C0884</u>							
A4C1548-06	Water	EPA 8260D	03/21/24 11:35	03/25/24 14:02	5mL/5mL	5mL/5mL	1.00
A4C1548-07	Water	EPA 8260D	03/21/24 14:25	03/25/24 14:02	5mL/5mL	5mL/5mL	1.00
A4C1548-08	Water	EPA 8260D	03/21/24 00:00	03/25/24 14:02	5mL/5mL	5mL/5mL	1.00
<u>Batch: 24C0931</u>							
A4C1548-07RE1	Water	EPA 8260D	03/21/24 14:25	03/26/24 15:00	5mL/5mL	5mL/5mL	1.00

Apex Laboratories

The results in this report apply to the samples analyzed in accordance with the chain of custody document(s) and updated by any subsequent written communications. This analytical report must be reproduced in its entirety.

Philip Nerenberg, Lab Director



ANALYTICAL REPORT

Apex Laboratories, LLC

6700 S.W. Sandburg Street
Tigard, OR 97223
503-718-2323
ORELAP ID: OR100062

WSP USA Environment & Infrastructure Inc. 15862 SW 72nd Ave. Suite 150 Portland, OR 97224	Project: Mailwell Project Number: 361M119101 Project Manager: John Kuiper	Report ID: A4C1548 - 04 02 24 1512
--	--	---

QUALIFIER DEFINITIONS

Client Sample and Quality Control (QC) Sample Qualifier Definitions:

Apex Laboratories

- COMP** Analyzed sample is a composite of discrete samples that was performed in the laboratory.
- Q-01** Spike recovery and/or RPD is outside acceptance limits.
- Q-54** Daily Continuing Calibration Verification recovery for this analyte failed the +/-20% criteria listed in EPA method 8260/8270 by +12%. The results are reported as Estimated Values.
- Q-54a** Daily Continuing Calibration Verification recovery for this analyte failed the +/-20% criteria listed in EPA method 8260/8270 by +19%. The results are reported as Estimated Values.
- Q-54b** Daily Continuing Calibration Verification recovery for this analyte failed the +/-20% criteria listed in EPA method 8260/8270 by +2%. The results are reported as Estimated Values.
- Q-54c** Daily Continuing Calibration Verification recovery for this analyte failed the +/-20% criteria listed in EPA method 8260/8270 by +33%. The results are reported as Estimated Values.
- Q-54d** Daily Continuing Calibration Verification recovery for this analyte failed the +/-20% criteria listed in EPA method 8260/8270 by +4%. The results are reported as Estimated Values.
- Q-56** Daily CCV/LCS recovery for this analyte was above the +/-20% criteria listed in EPA 8260

Apex Laboratories

The results in this report apply to the samples analyzed in accordance with the chain of custody document(s) and updated by any subsequent written communications. This analytical report must be reproduced in its entirety.

Philip Nerenberg, Lab Director



ANALYTICAL REPORT

Apex Laboratories, LLC

6700 S.W. Sandburg Street
Tigard, OR 97223
503-718-2323
ORELAP ID: OR100062

WSP USA Environment & Infrastructure Inc. 15862 SW 72nd Ave. Suite 150 Portland, OR 97224	Project: Mailwell Project Number: 361M119101 Project Manager: John Kuiper	Report ID: A4C1548 - 04 02 24 1512
--	--	---

REPORTING NOTES AND CONVENTIONS:

Abbreviations:

- DET Analyte DETECTED at or above the detection or reporting limit.
- ND Analyte NOT DETECTED at or above the detection or reporting limit.
- NR Result Not Reported
- RPD Relative Percent Difference. RPDs for Matrix Spikes and Matrix Spike Duplicates are based on concentration, not recovery.

Detection Limits: Limit of Detection (LOD)

Limits of Detection (LODs) are normally set at a level of one half the validated Limit of Quantitation (LOQ).
If no value is listed ('-----'), then the data has not been evaluated below the Reporting Limit.

Reporting Limits: Limit of Quantitation (LOQ)

Validated Limits of Quantitation (LOQs) are reported as the Reporting Limits for all analyses where the LOQ, MRL, PQL or CRL are requested. The LOQ represents a level at or above the low point of the calibration curve, that has been validated according to Apex Laboratories' comprehensive LOQ policies and procedures.

Reporting Conventions:

- Basis: Results for soil samples are generally reported on a 100% dry weight basis.
The Result Basis is listed following the units as "dry", "wet", or " " (blank) designation.
 - " dry" Sample results and Reporting Limits are reported on a dry weight basis. (i.e. "ug/kg dry")
See Percent Solids section for details of dry weight analysis.
 - " wet" Sample results and Reporting Limits for this analysis are normally dry weight corrected, but have not been modified in this case.
 - " " Results without 'wet' or 'dry' designation are not normally dry weight corrected. These results are considered 'As Received'.
- Results for Volatiles analyses on soils and sediments that are reported on a "dry weight" basis include the water miscible solvent (WMS) correction referenced in the EPA 8000 Method guidance documents. Solid and Liquid samples reported on an "As Received" basis do not have the WMS correction applied, as dry weight was not performed.

QC Source:

In cases where there is insufficient sample provided for Sample Duplicates and/or Matrix Spikes, a Lab Control Sample Duplicate (LCS Dup) may be analyzed to demonstrate accuracy and precision of the extraction batch.

Non-Client Batch QC Samples (Duplicates and Matrix Spike/Duplicates) may not be included in this report. Please request a Full QC report if this data is required.

Miscellaneous Notes:

- " --- " QC results are not applicable. For example, % Recoveries for Blanks and Duplicates, % RPD for Blanks, Blank Spikes and Matrix Spikes, etc.
- " *** " Used to indicate a possible discrepancy with the Sample and Sample Duplicate results when the %RPD is not available. In this case, either the Sample or the Sample Duplicate has a reportable result for this analyte, while the other is Non Detect (ND).

Apex Laboratories

The results in this report apply to the samples analyzed in accordance with the chain of custody document(s) and updated by any subsequent written communications. This analytical report must be reproduced in its entirety.



ANALYTICAL REPORT

Apex Laboratories, LLC

6700 S.W. Sandburg Street
Tigard, OR 97223
503-718-2323
ORELAP ID: OR100062

WSP USA Environment & Infrastructure Inc. 15862 SW 72nd Ave. Suite 150 Portland, OR 97224	Project: Mailwell Project Number: 361M119101 Project Manager: John Kuiper	Report ID: A4C1548 - 04 02 24 1512
--	--	---

REPORTING NOTES AND CONVENTIONS (Cont.):

Blanks:

Standard practice is to evaluate the results from Blank QC Samples down to a level equal to ½ the Reporting Limit (RL).

- For Blank hits falling between ½ the RL and the RL (J flagged hits), the associated sample and QC data will receive a 'B-02' qualifier.
- For Blank hits above the RL, the associated sample and QC data will receive a 'B' qualifier, per Apex Laboratories' Blank Policy.

For further details, please request a copy of this document.

- Sample results flagged with a 'B' or 'B-02' qualifier are potentially biased high if the sample results are less than ten times the level found in the blank for inorganic analyses, or less than five times the level found in the blank for organic analyses.

'B' and 'B-02' qualifications are only applied to sample results detected above the Reporting Level, if results are not reported to the MDL.

Preparation Notes:

Mixed Matrix Samples:

Water Samples:

Water samples containing significant amounts of sediment are decanted or separated prior to extraction, and only the water portion analyzed, unless otherwise directed by the client.

Soil and Sediment Samples:

Soil and Sediment samples containing significant amounts of water are decanted prior to extraction, and only the solid portion analyzed, unless otherwise directed by the client.

Sampling and Preservation Notes:

Certain regulatory programs, such as National Pollutant Discharge Elimination System (NPDES), require that activities such as sample filtration (for dissolved metals, orthophosphate, hexavalent chromium, etc.) and testing of short hold analytes (pH, Dissolved Oxygen, etc.) be performed in the field (on-site) within a short time window. In addition, sample matrix spikes are required for some analyses, and sufficient volume must be provided, and billable site specific QC requested, if this is required. All regulatory permits should be reviewed to ensure that these requirements are being met.

Data users should be aware of which regulations pertain to the samples they submit for testing. If related sample collection activities are not approved for a particular regulatory program, results should be considered estimates. Apex Laboratories will qualify these analytes according to the most stringent requirements, however results for samples that are for non-regulatory purposes may be acceptable.

Samples that have been filtered and preserved at Apex Laboratories per client request are listed in the preparation section of the report with the date and time of filtration listed.

Apex Laboratories maintains detailed records on sample receipt, including client label verification, cooler temperature, sample preservation, hold time compliance and field filtration. Data is qualified as necessary, and the lack of qualification indicates compliance with required parameters.

Apex Laboratories

The results in this report apply to the samples analyzed in accordance with the chain of custody document(s) and updated by any subsequent written communications. This analytical report must be reproduced in its entirety.

Philip Nerenberg, Lab Director



ANALYTICAL REPORT

Apex Laboratories, LLC

6700 S.W. Sandburg Street
Tigard, OR 97223
503-718-2323
ORELAP ID: OR100062

Table with 3 columns: Client (WSP USA Environment & Infrastructure Inc.), Project (Mailwell), and Report ID (A4C1548 - 04 02 24 1512).

LABORATORY ACCREDITATION INFORMATION

ORELAP Certification ID: OR100062 (Primary Accreditation) -
EPA ID: OR01039

All methods and analytes reported from work performed at Apex Laboratories are included on Apex Laboratories' ORELAP Scope of Certification, with the exception of any analyte(s) listed below:

Apex Laboratories

Table header with columns: Matrix, Analysis, TNI_ID, Analyte, TNI_ID, Accreditation

All reported analytes are included in Apex Laboratories' current ORELAP scope.

Secondary Accreditations

Apex Laboratories also maintains reciprocal accreditation with non-TNI states (Washington DOE), as well as other state specific accreditations not listed here.

Subcontract Laboratory Accreditations

Subcontracted data falls outside of Apex Laboratories' Scope of Accreditation. Please see the Subcontract Laboratory report for full details, or contact your Project Manager for more information.

Field Testing Parameters

Results for Field Tested data are provided by the client or sampler, and fall outside of Apex Laboratories' Scope of Accreditation.

Apex Laboratories

Handwritten signature of Philip Nerenberg

The results in this report apply to the samples analyzed in accordance with the chain of custody document(s) and updated by any subsequent written communications. This analytical report must be reproduced in its entirety.



ANALYTICAL REPORT

Apex Laboratories, LLC

6700 S.W. Sandburg Street
Tigard, OR 97223
503-718-2323
ORELAP ID: OR100062

WSP USA Environment & Infrastructure Inc. 15862 SW 72nd Ave. Suite 150 Portland, OR 97224	Project: Mailwell Project Number: 361M119101 Project Manager: John Kuiper	Report ID: A4C1548 - 04 02 24 1512
--	--	---

APEX LABS
6700 SW Sandburg St., Tigard, OR 97223 Ph: 503-718-2323

CHAIN OF CUSTODY

Lab # A4C1548 COC 1 of 1

Company: WSP Project Mgr: John Kuiper Project Name: Mailwell Project #: 361M119101

Address: 15862 SW 72nd Ave #150, Portland Email: John.kuiper@wsp.com PO #

Sampled by: CT Phone:

Site Location: State OR County Mult

SAMPLE ID	DATE	TIME	MATRIX	# OF CONTAINERS	NWTPH-HCID	NWTPH-DX	NWTPH-GX	8260 BTEX	8260 RBDM VOCs	8260 Halo VOCs	8260 Halo VOCs	8260 VOCs Full List	8270 SIM PAHs	8270 Semi-Vols Full List	8082 PCBs	8081 Pesticides	RCRA Metals (8)	Priority Metals (13) Al, Sb, As, Ba, Be, Bi, Cd, Cr, Cs, Cu, Fe, Pb, Hg, Mn, Mo, Ni, K, Se, Ag, Na, TL, V, Zn	TOTAL DISS. TCLP	TCLP Metals (8)	Hold Sample	Frozen Archive			
																							ANALYSIS REQUEST		
MW-1-20240321	3/21/24	1230	W																						
MW-2-20240321		1450																							
MW-3-20240321		1310																							
MW-4-20240321		1350																							
MW-5-20240321		1055																							
MW-6-20240321		1135																							
MW-7-20240321		1425																							
Dup 1-20240321																									

Standard Turn Around Time (TAT) = 10 Business Days

TAT Requested (circle): 1 Day 2 Day 3 Day 5 Day **Standard** Other: _____

SAMPLES ARE HELD FOR 30 DAYS

RELINQUISHED BY: Signature: <u>[Signature]</u> Date: <u>3/21/24</u> Printed Name: <u>Carter Thomas</u> Time: <u>1:07</u> Company: <u>WSP</u>	RECEIVED BY: Signature: <u>[Signature]</u> Date: <u>3/21/24</u> Printed Name: <u>Anna Wilow</u> Time: <u>16:07</u> Company: <u>Apex</u>	RELINQUISHED BY: Signature: _____ Date: _____ Printed Name: _____ Time: _____ Company: _____
---	--	---

Form Y-002 R-00

Apex Laboratories

Philip Nerenberg

The results in this report apply to the samples analyzed in accordance with the chain of custody document(s) and updated by any subsequent written communications. This analytical report must be reproduced in its entirety.



ANALYTICAL REPORT

Apex Laboratories, LLC

6700 S.W. Sandburg Street
Tigard, OR 97223
503-718-2323
ORELAP ID: OR100062

WSP USA Environment & Infrastructure Inc. 15862 SW 72nd Ave. Suite 150 Portland, OR 97224	Project: Mailwell Project Number: 361M119101 Project Manager: John Kuiper	Report ID: A4C1548 - 04 02 24 1512
--	--	--

APEX LABS COOLER RECEIPT FORM

Client: WSP Element WO#: A4C1548

Project/Project #: Mailwell 361M119101

Delivery Info:
 Date/time received: 3/21/24 @ 1607 By: APW
 Delivered by: Apex Client ESS FedEx UPS Radio Morgan SDS Evergreen Other
 From USDA Regulated Origin? Yes No

Cooler Inspection Date/time inspected: 3/21/24 @ 1607 By: APW
 Chain of Custody included? Yes No
 Signed/dated by client? Yes No
 Contains USDA Reg. Soils? Yes No Unsure (email RegSoils)

	Cooler #1	Cooler #2	Cooler #3	Cooler #4	Cooler #5	Cooler #6	Cooler #7
Temperature (°C)	<u>5.4</u>						
Custody seals? (Y/N)	<u>N</u>						
Received on ice? (Y/N)	<u>Y</u>						
Temp. blanks? (Y/N)	<u>N</u>						
Ice type: (Gel/Real/Other)	<u>Real</u>						
Condition (In/Out):	<u>In</u>						

Cooler out of temp? (Y/N) (N) Possible reason why: _____
 Green dots applied to out of temperature samples? Yes/No (N)
 Out of temperature samples form initiated? Yes/No (N)

Sample Inspection: Date/time inspected: 3.21.24 @ 1653 By: MAM
 All samples intact? Yes No Comments: _____

 Bottle labels/COCs agree? Yes No Comments: _____

 COC/container discrepancies form initiated? Yes No
 Containers/volumes received appropriate for analysis? Yes No Comments: _____

 Do VOA vials have visible headspace? Yes No NA
 Comments: _____
 Water samples: pH checked: Yes No NA pH appropriate? Yes No NA pH ID: _____
 Comments: _____

Labeled by: KM Witness: APW Cooler Inspected by: MAM
 Form Y-003 R-02

Apex Laboratories

Philip Nerenberg

Philip Nerenberg, Lab Director

The results in this report apply to the samples analyzed in accordance with the chain of custody document(s) and updated by any subsequent written communications. This analytical report must be reproduced in its entirety.



ANALYTICAL REPORT

Apex Laboratories, LLC

6700 S.W. Sandburg Street
Tigard, OR 97223
503-718-2323
ORELAP ID: OR100062

Wednesday, July 3, 2024

John Kuiper
WSP USA Environment & Infrastructure Inc.
15862 SW 72nd Ave. Suite 150
Portland, OR 97224

RE: A4F1412 - Mailwell - 361M119101

Thank you for using Apex Laboratories. We greatly appreciate your business and strive to provide the highest quality services to the environmental industry.

Enclosed are the results of analyses for work order A4F1412, which was received by the laboratory on 6/20/2024 at 4:20:00PM.

If you have any questions concerning this report or the services we offer, please feel free to contact me by email at: pnerenberg@apex-labs.com, or by phone at 503-718-2323.

Please note: All samples will be disposed of within 30 days of sample receipt, unless prior arrangements have been made.

Cooler Receipt Information	
<p><u>Acceptable Receipt Temperature is less than, or equal to, 6 degC (not frozen), or received on ice the same day as sampling.</u></p> <p>(See Cooler Receipt Form for details)</p>	
<p>Default Cooler</p> <hr style="width: 80%; margin-left: 0;"/>	<p>4.2 degC</p>

This Final Report is the official version of the data results for this sample submission, unless superseded by a subsequent, labeled amended report.

All other deliverables derived from this data, including Electronic Data Deliverables (EDDs), CLP-like forms, client requested summary sheets, and all other products are considered secondary to this report.



Apex Laboratories

The results in this report apply to the samples analyzed in accordance with the chain of custody document(s) and updated by any subsequent written communications. This analytical report must be reproduced in its entirety.

Philip Nerenberg, Lab Director



ANALYTICAL REPORT

Apex Laboratories, LLC

6700 S.W. Sandburg Street
Tigard, OR 97223
503-718-2323
ORELAP ID: OR100062

WSP USA Environment & Infrastructure Inc. 15862 SW 72nd Ave. Suite 150 Portland, OR 97224	Project: Mailwell Project Number: 361M119101 Project Manager: John Kuiper	Report ID: A4F1412 - 07 03 24 2010
--	--	---

ANALYTICAL REPORT FOR SAMPLES

SAMPLE INFORMATION

Client Sample ID	Laboratory ID	Matrix	Date Sampled	Date Received
MW-01-20240620	A4F1412-01	Water	06/20/24 10:28	06/20/24 16:20
MW-02-20240620	A4F1412-02	Water	06/20/24 11:50	06/20/24 16:20
MW-03-20240620	A4F1412-03	Water	06/20/24 10:55	06/20/24 16:20
MW-04-20240620	A4F1412-04	Water	06/20/24 11:25	06/20/24 16:20
MW-05-20240620	A4F1412-05	Water	06/20/24 09:50	06/20/24 16:20
MW-06-20240620	A4F1412-06	Water	06/20/24 09:15	06/20/24 16:20
MW-07-20240620	A4F1412-07	Water	06/20/24 12:20	06/20/24 16:20
DUP-1-20240620	A4F1412-08	Water	06/20/24 00:00	06/20/24 16:20

Apex Laboratories

The results in this report apply to the samples analyzed in accordance with the chain of custody document(s) and updated by any subsequent written communications. This analytical report must be reproduced in its entirety.

Philip Nerenberg, Lab Director



ANALYTICAL REPORT

Apex Laboratories, LLC

6700 S.W. Sandburg Street
Tigard, OR 97223
503-718-2323
ORELAP ID: OR100062

WSP USA Environment & Infrastructure Inc. 15862 SW 72nd Ave. Suite 150 Portland, OR 97224	Project: Mailwell Project Number: 361M119101 Project Manager: John Kuiper	Report ID: A4F1412 - 07 03 24 2010
--	--	---

ANALYTICAL SAMPLE RESULTS

Halogenated Volatile Organic Compounds by EPA 8260D

Analyte	Sample Result	Detection Limit	Reporting Limit	Units	Dilution	Date Analyzed	Method Ref.	Notes
MW-01-20240620 (A4F1412-01RE1)			Matrix: Water			Batch: 24F1008		
Bromobenzene	ND	---	0.500	ug/L	1	06/30/24 13:06	EPA 8260D	
Bromochloromethane	ND	---	1.00	ug/L	1	06/30/24 13:06	EPA 8260D	
Bromodichloromethane	ND	---	1.00	ug/L	1	06/30/24 13:06	EPA 8260D	
Bromoform	ND	---	1.00	ug/L	1	06/30/24 13:06	EPA 8260D	
Bromomethane	ND	---	5.00	ug/L	1	06/30/24 13:06	EPA 8260D	
Carbon tetrachloride	ND	---	1.00	ug/L	1	06/30/24 13:06	EPA 8260D	
Chlorobenzene	ND	---	0.500	ug/L	1	06/30/24 13:06	EPA 8260D	
Chloroethane	ND	---	5.00	ug/L	1	06/30/24 13:06	EPA 8260D	
Chloroform	ND	---	1.00	ug/L	1	06/30/24 13:06	EPA 8260D	
Chloromethane	ND	---	5.00	ug/L	1	06/30/24 13:06	EPA 8260D	
2-Chlorotoluene	ND	---	1.00	ug/L	1	06/30/24 13:06	EPA 8260D	
4-Chlorotoluene	ND	---	1.00	ug/L	1	06/30/24 13:06	EPA 8260D	
Dibromochloromethane	ND	---	1.00	ug/L	1	06/30/24 13:06	EPA 8260D	
1,2-Dibromo-3-chloropropane	ND	---	5.00	ug/L	1	06/30/24 13:06	EPA 8260D	
1,2-Dibromoethane (EDB)	ND	---	0.500	ug/L	1	06/30/24 13:06	EPA 8260D	
Dibromomethane	ND	---	1.00	ug/L	1	06/30/24 13:06	EPA 8260D	
1,2-Dichlorobenzene	ND	---	0.500	ug/L	1	06/30/24 13:06	EPA 8260D	
1,3-Dichlorobenzene	ND	---	0.500	ug/L	1	06/30/24 13:06	EPA 8260D	
1,4-Dichlorobenzene	ND	---	0.500	ug/L	1	06/30/24 13:06	EPA 8260D	
Dichlorodifluoromethane	ND	---	1.00	ug/L	1	06/30/24 13:06	EPA 8260D	
1,1-Dichloroethane	ND	---	0.400	ug/L	1	06/30/24 13:06	EPA 8260D	
1,2-Dichloroethane (EDC)	ND	---	0.400	ug/L	1	06/30/24 13:06	EPA 8260D	
1,1-Dichloroethene	ND	---	0.400	ug/L	1	06/30/24 13:06	EPA 8260D	
cis-1,2-Dichloroethene	ND	---	0.400	ug/L	1	06/30/24 13:06	EPA 8260D	
trans-1,2-Dichloroethene	ND	---	0.400	ug/L	1	06/30/24 13:06	EPA 8260D	
1,2-Dichloropropane	ND	---	0.500	ug/L	1	06/30/24 13:06	EPA 8260D	
1,3-Dichloropropane	ND	---	1.00	ug/L	1	06/30/24 13:06	EPA 8260D	
2,2-Dichloropropane	ND	---	1.00	ug/L	1	06/30/24 13:06	EPA 8260D	
1,1-Dichloropropene	ND	---	1.00	ug/L	1	06/30/24 13:06	EPA 8260D	
cis-1,3-Dichloropropene	ND	---	1.00	ug/L	1	06/30/24 13:06	EPA 8260D	
trans-1,3-Dichloropropene	ND	---	1.00	ug/L	1	06/30/24 13:06	EPA 8260D	
Hexachlorobutadiene	ND	---	5.00	ug/L	1	06/30/24 13:06	EPA 8260D	
Methylene chloride	ND	---	10.0	ug/L	1	06/30/24 13:06	EPA 8260D	

Apex Laboratories

The results in this report apply to the samples analyzed in accordance with the chain of custody document(s) and updated by any subsequent written communications. This analytical report must be reproduced in its entirety.

Philip Nerenberg, Lab Director



ANALYTICAL REPORT

Apex Laboratories, LLC

6700 S.W. Sandburg Street
Tigard, OR 97223
503-718-2323
ORELAP ID: OR100062

WSP USA Environment & Infrastructure Inc. 15862 SW 72nd Ave. Suite 150 Portland, OR 97224	Project: Mailwell Project Number: 361M119101 Project Manager: John Kuiper	Report ID: A4F1412 - 07 03 24 2010
--	--	---

ANALYTICAL SAMPLE RESULTS

Halogenated Volatile Organic Compounds by EPA 8260D

Analyte	Sample Result	Detection Limit	Reporting Limit	Units	Dilution	Date Analyzed	Method Ref.	Notes
MW-01-20240620 (A4F1412-01RE1)			Matrix: Water			Batch: 24F1008		
1,1,1,2-Tetrachloroethane	ND	---	0.400	ug/L	1	06/30/24 13:06	EPA 8260D	
1,1,2,2-Tetrachloroethane	ND	---	0.500	ug/L	1	06/30/24 13:06	EPA 8260D	
Tetrachloroethene (PCE)	0.710	---	0.400	ug/L	1	06/30/24 13:06	EPA 8260D	
1,2,3-Trichlorobenzene	ND	---	2.00	ug/L	1	06/30/24 13:06	EPA 8260D	
1,1,2-Trichloroethane	ND	---	0.500	ug/L	1	06/30/24 13:06	EPA 8260D	
1,2,4-Trichlorobenzene	ND	---	2.00	ug/L	1	06/30/24 13:06	EPA 8260D	
1,1,1-Trichloroethane	ND	---	0.400	ug/L	1	06/30/24 13:06	EPA 8260D	
Trichloroethene (TCE)	ND	---	0.400	ug/L	1	06/30/24 13:06	EPA 8260D	
Trichlorofluoromethane	ND	---	2.00	ug/L	1	06/30/24 13:06	EPA 8260D	
1,2,3-Trichloropropane	ND	---	1.00	ug/L	1	06/30/24 13:06	EPA 8260D	
Vinyl chloride	ND	---	0.200	ug/L	1	06/30/24 13:06	EPA 8260D	
<i>Surrogate: 1,4-Difluorobenzene (Surr)</i>		<i>Recovery: 101 %</i>		<i>Limits: 80-120 %</i>		<i>1</i>	<i>06/30/24 13:06</i>	<i>EPA 8260D</i>
<i>Toluene-d8 (Surr)</i>		<i>102 %</i>		<i>80-120 %</i>		<i>1</i>	<i>06/30/24 13:06</i>	<i>EPA 8260D</i>
<i>4-Bromofluorobenzene (Surr)</i>		<i>96 %</i>		<i>80-120 %</i>		<i>1</i>	<i>06/30/24 13:06</i>	<i>EPA 8260D</i>

MW-02-20240620 (A4F1412-02RE1)			Matrix: Water			Batch: 24F1008		
Bromobenzene	ND	---	0.500	ug/L	1	06/30/24 13:28	EPA 8260D	
Bromochloromethane	ND	---	1.00	ug/L	1	06/30/24 13:28	EPA 8260D	
Bromodichloromethane	ND	---	1.00	ug/L	1	06/30/24 13:28	EPA 8260D	
Bromoform	ND	---	1.00	ug/L	1	06/30/24 13:28	EPA 8260D	
Bromomethane	ND	---	5.00	ug/L	1	06/30/24 13:28	EPA 8260D	
Carbon tetrachloride	ND	---	1.00	ug/L	1	06/30/24 13:28	EPA 8260D	
Chlorobenzene	ND	---	0.500	ug/L	1	06/30/24 13:28	EPA 8260D	
Chloroethane	ND	---	5.00	ug/L	1	06/30/24 13:28	EPA 8260D	
Chloroform	ND	---	1.00	ug/L	1	06/30/24 13:28	EPA 8260D	
Chloromethane	ND	---	5.00	ug/L	1	06/30/24 13:28	EPA 8260D	
2-Chlorotoluene	ND	---	1.00	ug/L	1	06/30/24 13:28	EPA 8260D	
4-Chlorotoluene	ND	---	1.00	ug/L	1	06/30/24 13:28	EPA 8260D	
Dibromochloromethane	ND	---	1.00	ug/L	1	06/30/24 13:28	EPA 8260D	
1,2-Dibromo-3-chloropropane	ND	---	5.00	ug/L	1	06/30/24 13:28	EPA 8260D	
1,2-Dibromoethane (EDB)	ND	---	0.500	ug/L	1	06/30/24 13:28	EPA 8260D	
Dibromomethane	ND	---	1.00	ug/L	1	06/30/24 13:28	EPA 8260D	
1,2-Dichlorobenzene	ND	---	0.500	ug/L	1	06/30/24 13:28	EPA 8260D	
1,3-Dichlorobenzene	ND	---	0.500	ug/L	1	06/30/24 13:28	EPA 8260D	

Apex Laboratories

Philip Nerenberg, Lab Director

The results in this report apply to the samples analyzed in accordance with the chain of custody document(s) and updated by any subsequent written communications. This analytical report must be reproduced in its entirety.



ANALYTICAL REPORT

Apex Laboratories, LLC

6700 S.W. Sandburg Street
Tigard, OR 97223
503-718-2323
ORELAP ID: OR100062

WSP USA Environment & Infrastructure Inc. 15862 SW 72nd Ave. Suite 150 Portland, OR 97224	Project: Mailwell Project Number: 361M119101 Project Manager: John Kuiper	Report ID: A4F1412 - 07 03 24 2010
--	--	---

ANALYTICAL SAMPLE RESULTS

Halogenated Volatile Organic Compounds by EPA 8260D

Analyte	Sample Result	Detection Limit	Reporting Limit	Units	Dilution	Date Analyzed	Method Ref.	Notes
MW-02-20240620 (A4F1412-02RE1)			Matrix: Water			Batch: 24F1008		
1,4-Dichlorobenzene	ND	---	0.500	ug/L	1	06/30/24 13:28	EPA 8260D	
Dichlorodifluoromethane	ND	---	1.00	ug/L	1	06/30/24 13:28	EPA 8260D	
1,1-Dichloroethane	ND	---	0.400	ug/L	1	06/30/24 13:28	EPA 8260D	
1,2-Dichloroethane (EDC)	ND	---	0.400	ug/L	1	06/30/24 13:28	EPA 8260D	
1,1-Dichloroethene	ND	---	0.400	ug/L	1	06/30/24 13:28	EPA 8260D	
cis-1,2-Dichloroethene	26.4	---	0.400	ug/L	1	06/30/24 13:28	EPA 8260D	
trans-1,2-Dichloroethene	ND	---	0.400	ug/L	1	06/30/24 13:28	EPA 8260D	
1,2-Dichloropropane	ND	---	0.500	ug/L	1	06/30/24 13:28	EPA 8260D	
1,3-Dichloropropane	ND	---	1.00	ug/L	1	06/30/24 13:28	EPA 8260D	
2,2-Dichloropropane	ND	---	1.00	ug/L	1	06/30/24 13:28	EPA 8260D	
1,1-Dichloropropene	ND	---	1.00	ug/L	1	06/30/24 13:28	EPA 8260D	
cis-1,3-Dichloropropene	ND	---	1.00	ug/L	1	06/30/24 13:28	EPA 8260D	
trans-1,3-Dichloropropene	ND	---	1.00	ug/L	1	06/30/24 13:28	EPA 8260D	
Hexachlorobutadiene	ND	---	5.00	ug/L	1	06/30/24 13:28	EPA 8260D	
Methylene chloride	ND	---	10.0	ug/L	1	06/30/24 13:28	EPA 8260D	
1,1,1,2-Tetrachloroethane	ND	---	0.400	ug/L	1	06/30/24 13:28	EPA 8260D	
1,1,2,2-Tetrachloroethane	ND	---	0.500	ug/L	1	06/30/24 13:28	EPA 8260D	
Tetrachloroethene (PCE)	70.5	---	0.400	ug/L	1	06/30/24 13:28	EPA 8260D	
1,2,3-Trichlorobenzene	ND	---	2.00	ug/L	1	06/30/24 13:28	EPA 8260D	
1,1,2-Trichloroethane	ND	---	0.500	ug/L	1	06/30/24 13:28	EPA 8260D	
1,2,4-Trichlorobenzene	ND	---	2.00	ug/L	1	06/30/24 13:28	EPA 8260D	
1,1,1-Trichloroethane	ND	---	0.400	ug/L	1	06/30/24 13:28	EPA 8260D	
Trichloroethene (TCE)	4.18	---	0.400	ug/L	1	06/30/24 13:28	EPA 8260D	
Trichlorofluoromethane	ND	---	2.00	ug/L	1	06/30/24 13:28	EPA 8260D	
1,2,3-Trichloropropane	ND	---	1.00	ug/L	1	06/30/24 13:28	EPA 8260D	
Vinyl chloride	14.1	---	0.200	ug/L	1	06/30/24 13:28	EPA 8260D	
<i>Surrogate: 1,4-Difluorobenzene (Surr)</i>		<i>Recovery: 101 %</i>		<i>Limits: 80-120 %</i>		<i>1</i>	<i>06/30/24 13:28</i>	<i>EPA 8260D</i>
<i>Toluene-d8 (Surr)</i>		<i>103 %</i>		<i>80-120 %</i>		<i>1</i>	<i>06/30/24 13:28</i>	<i>EPA 8260D</i>
<i>4-Bromofluorobenzene (Surr)</i>		<i>97 %</i>		<i>80-120 %</i>		<i>1</i>	<i>06/30/24 13:28</i>	<i>EPA 8260D</i>

MW-03-20240620 (A4F1412-03RE1)			Matrix: Water			Batch: 24F1008		
Bromobenzene	ND	---	0.500	ug/L	1	06/30/24 13:50	EPA 8260D	
Bromochloromethane	ND	---	1.00	ug/L	1	06/30/24 13:50	EPA 8260D	
Bromodichloromethane	ND	---	1.00	ug/L	1	06/30/24 13:50	EPA 8260D	

Apex Laboratories

The results in this report apply to the samples analyzed in accordance with the chain of custody document(s) and updated by any subsequent written communications. This analytical report must be reproduced in its entirety.



ANALYTICAL REPORT

Apex Laboratories, LLC

6700 S.W. Sandburg Street
Tigard, OR 97223
503-718-2323
ORELAP ID: OR100062

WSP USA Environment & Infrastructure Inc. 15862 SW 72nd Ave. Suite 150 Portland, OR 97224	Project: Mailwell Project Number: 361M119101 Project Manager: John Kuiper	Report ID: A4F1412 - 07 03 24 2010
--	--	---

ANALYTICAL SAMPLE RESULTS

Halogenated Volatile Organic Compounds by EPA 8260D

Analyte	Sample Result	Detection Limit	Reporting Limit	Units	Dilution	Date Analyzed	Method Ref.	Notes
			Matrix: Water			Batch: 24F1008		
MW-03-20240620 (A4F1412-03RE1)								
Bromoform	ND	---	1.00	ug/L	1	06/30/24 13:50	EPA 8260D	
Bromomethane	ND	---	5.00	ug/L	1	06/30/24 13:50	EPA 8260D	
Carbon tetrachloride	ND	---	1.00	ug/L	1	06/30/24 13:50	EPA 8260D	
Chlorobenzene	ND	---	0.500	ug/L	1	06/30/24 13:50	EPA 8260D	
Chloroethane	ND	---	5.00	ug/L	1	06/30/24 13:50	EPA 8260D	
Chloroform	ND	---	1.00	ug/L	1	06/30/24 13:50	EPA 8260D	
Chloromethane	ND	---	5.00	ug/L	1	06/30/24 13:50	EPA 8260D	
2-Chlorotoluene	ND	---	1.00	ug/L	1	06/30/24 13:50	EPA 8260D	
4-Chlorotoluene	ND	---	1.00	ug/L	1	06/30/24 13:50	EPA 8260D	
Dibromochloromethane	ND	---	1.00	ug/L	1	06/30/24 13:50	EPA 8260D	
1,2-Dibromo-3-chloropropane	ND	---	5.00	ug/L	1	06/30/24 13:50	EPA 8260D	
1,2-Dibromoethane (EDB)	ND	---	0.500	ug/L	1	06/30/24 13:50	EPA 8260D	
Dibromomethane	ND	---	1.00	ug/L	1	06/30/24 13:50	EPA 8260D	
1,2-Dichlorobenzene	ND	---	0.500	ug/L	1	06/30/24 13:50	EPA 8260D	
1,3-Dichlorobenzene	ND	---	0.500	ug/L	1	06/30/24 13:50	EPA 8260D	
1,4-Dichlorobenzene	ND	---	0.500	ug/L	1	06/30/24 13:50	EPA 8260D	
Dichlorodifluoromethane	ND	---	1.00	ug/L	1	06/30/24 13:50	EPA 8260D	
1,1-Dichloroethane	ND	---	0.400	ug/L	1	06/30/24 13:50	EPA 8260D	
1,2-Dichloroethane (EDC)	ND	---	0.400	ug/L	1	06/30/24 13:50	EPA 8260D	
1,1-Dichloroethene	ND	---	0.400	ug/L	1	06/30/24 13:50	EPA 8260D	
cis-1,2-Dichloroethene	4.94	---	0.400	ug/L	1	06/30/24 13:50	EPA 8260D	
trans-1,2-Dichloroethene	ND	---	0.400	ug/L	1	06/30/24 13:50	EPA 8260D	
1,2-Dichloropropane	ND	---	0.500	ug/L	1	06/30/24 13:50	EPA 8260D	
1,3-Dichloropropane	ND	---	1.00	ug/L	1	06/30/24 13:50	EPA 8260D	
2,2-Dichloropropane	ND	---	1.00	ug/L	1	06/30/24 13:50	EPA 8260D	
1,1-Dichloropropene	ND	---	1.00	ug/L	1	06/30/24 13:50	EPA 8260D	
cis-1,3-Dichloropropene	ND	---	1.00	ug/L	1	06/30/24 13:50	EPA 8260D	
trans-1,3-Dichloropropene	ND	---	1.00	ug/L	1	06/30/24 13:50	EPA 8260D	
Hexachlorobutadiene	ND	---	5.00	ug/L	1	06/30/24 13:50	EPA 8260D	
Methylene chloride	ND	---	10.0	ug/L	1	06/30/24 13:50	EPA 8260D	
1,1,1,2-Tetrachloroethane	ND	---	0.400	ug/L	1	06/30/24 13:50	EPA 8260D	
1,1,1,2,2-Tetrachloroethane	ND	---	0.500	ug/L	1	06/30/24 13:50	EPA 8260D	
Tetrachloroethene (PCE)	97.8	---	0.400	ug/L	1	06/30/24 13:50	EPA 8260D	

Apex Laboratories

The results in this report apply to the samples analyzed in accordance with the chain of custody document(s) and updated by any subsequent written communications. This analytical report must be reproduced in its entirety.

Philip Nerenberg, Lab Director



ANALYTICAL REPORT

Apex Laboratories, LLC

6700 S.W. Sandburg Street
Tigard, OR 97223
503-718-2323
ORELAP ID: OR100062

WSP USA Environment & Infrastructure Inc. 15862 SW 72nd Ave. Suite 150 Portland, OR 97224	Project: Mailwell Project Number: 361M119101 Project Manager: John Kuiper	Report ID: A4F1412 - 07 03 24 2010
--	--	---

ANALYTICAL SAMPLE RESULTS

Halogenated Volatile Organic Compounds by EPA 8260D

Analyte	Sample Result	Detection Limit	Reporting Limit	Units	Dilution	Date Analyzed	Method Ref.	Notes
			Matrix: Water			Batch: 24F1008		
MW-03-20240620 (A4F1412-03RE1)								
1,2,3-Trichlorobenzene	ND	---	2.00	ug/L	1	06/30/24 13:50	EPA 8260D	
1,1,2-Trichloroethane	ND	---	0.500	ug/L	1	06/30/24 13:50	EPA 8260D	
1,2,4-Trichlorobenzene	ND	---	2.00	ug/L	1	06/30/24 13:50	EPA 8260D	
1,1,1-Trichloroethane	ND	---	0.400	ug/L	1	06/30/24 13:50	EPA 8260D	
Trichloroethene (TCE)	11.7	---	0.400	ug/L	1	06/30/24 13:50	EPA 8260D	
Trichlorofluoromethane	ND	---	2.00	ug/L	1	06/30/24 13:50	EPA 8260D	
1,2,3-Trichloropropane	ND	---	1.00	ug/L	1	06/30/24 13:50	EPA 8260D	
Vinyl chloride	0.770	---	0.200	ug/L	1	06/30/24 13:50	EPA 8260D	
<i>Surrogate: 1,4-Difluorobenzene (Surr)</i>		<i>Recovery: 104 %</i>		<i>Limits: 80-120 %</i>		<i>1</i>	<i>06/30/24 13:50</i>	<i>EPA 8260D</i>
<i>Toluene-d8 (Surr)</i>		<i>103 %</i>		<i>80-120 %</i>		<i>1</i>	<i>06/30/24 13:50</i>	<i>EPA 8260D</i>
<i>4-Bromofluorobenzene (Surr)</i>		<i>96 %</i>		<i>80-120 %</i>		<i>1</i>	<i>06/30/24 13:50</i>	<i>EPA 8260D</i>

			Matrix: Water			Batch: 24G0003		
MW-04-20240620 (A4F1412-04RE1)								
Bromobenzene	ND	---	1.00	ug/L	2	07/01/24 16:12	EPA 8260D	
Bromochloromethane	ND	---	2.00	ug/L	2	07/01/24 16:12	EPA 8260D	
Bromodichloromethane	ND	---	2.00	ug/L	2	07/01/24 16:12	EPA 8260D	
Bromoform	ND	---	2.00	ug/L	2	07/01/24 16:12	EPA 8260D	
Bromomethane	ND	---	10.0	ug/L	2	07/01/24 16:12	EPA 8260D	
Carbon tetrachloride	ND	---	2.00	ug/L	2	07/01/24 16:12	EPA 8260D	
Chlorobenzene	ND	---	1.00	ug/L	2	07/01/24 16:12	EPA 8260D	
Chloroethane	ND	---	10.0	ug/L	2	07/01/24 16:12	EPA 8260D	
Chloroform	ND	---	2.00	ug/L	2	07/01/24 16:12	EPA 8260D	
Chloromethane	ND	---	10.0	ug/L	2	07/01/24 16:12	EPA 8260D	
2-Chlorotoluene	ND	---	2.00	ug/L	2	07/01/24 16:12	EPA 8260D	
4-Chlorotoluene	ND	---	2.00	ug/L	2	07/01/24 16:12	EPA 8260D	
Dibromochloromethane	ND	---	2.00	ug/L	2	07/01/24 16:12	EPA 8260D	
1,2-Dibromo-3-chloropropane	ND	---	10.0	ug/L	2	07/01/24 16:12	EPA 8260D	
1,2-Dibromoethane (EDB)	ND	---	1.00	ug/L	2	07/01/24 16:12	EPA 8260D	
Dibromomethane	ND	---	2.00	ug/L	2	07/01/24 16:12	EPA 8260D	
1,2-Dichlorobenzene	ND	---	1.00	ug/L	2	07/01/24 16:12	EPA 8260D	
1,3-Dichlorobenzene	ND	---	1.00	ug/L	2	07/01/24 16:12	EPA 8260D	
1,4-Dichlorobenzene	ND	---	1.00	ug/L	2	07/01/24 16:12	EPA 8260D	
Dichlorodifluoromethane	ND	---	2.00	ug/L	2	07/01/24 16:12	EPA 8260D	
1,1-Dichloroethane	ND	---	0.800	ug/L	2	07/01/24 16:12	EPA 8260D	

Apex Laboratories

The results in this report apply to the samples analyzed in accordance with the chain of custody document(s) and updated by any subsequent written communications. This analytical report must be reproduced in its entirety.



ANALYTICAL REPORT

Apex Laboratories, LLC

6700 S.W. Sandburg Street
Tigard, OR 97223
503-718-2323
ORELAP ID: OR100062

WSP USA Environment & Infrastructure Inc. 15862 SW 72nd Ave. Suite 150 Portland, OR 97224	Project: Mailwell Project Number: 361M119101 Project Manager: John Kuiper	Report ID: A4F1412 - 07 03 24 2010
--	--	---

ANALYTICAL SAMPLE RESULTS

Halogenated Volatile Organic Compounds by EPA 8260D

Analyte	Sample Result	Detection Limit	Reporting Limit	Units	Dilution	Date Analyzed	Method Ref.	Notes
MW-04-20240620 (A4F1412-04RE1)			Matrix: Water			Batch: 24G0003		
1,2-Dichloroethane (EDC)	ND	---	0.800	ug/L	2	07/01/24 16:12	EPA 8260D	
1,1-Dichloroethene	ND	---	0.800	ug/L	2	07/01/24 16:12	EPA 8260D	
cis-1,2-Dichloroethene	5.46	---	0.800	ug/L	2	07/01/24 16:12	EPA 8260D	
trans-1,2-Dichloroethene	ND	---	0.800	ug/L	2	07/01/24 16:12	EPA 8260D	
1,2-Dichloropropane	ND	---	1.00	ug/L	2	07/01/24 16:12	EPA 8260D	
1,3-Dichloropropane	ND	---	2.00	ug/L	2	07/01/24 16:12	EPA 8260D	
2,2-Dichloropropane	ND	---	2.00	ug/L	2	07/01/24 16:12	EPA 8260D	
1,1-Dichloropropene	ND	---	2.00	ug/L	2	07/01/24 16:12	EPA 8260D	
cis-1,3-Dichloropropene	ND	---	2.00	ug/L	2	07/01/24 16:12	EPA 8260D	
trans-1,3-Dichloropropene	ND	---	2.00	ug/L	2	07/01/24 16:12	EPA 8260D	
Hexachlorobutadiene	ND	---	10.0	ug/L	2	07/01/24 16:12	EPA 8260D	
Methylene chloride	ND	---	20.0	ug/L	2	07/01/24 16:12	EPA 8260D	
1,1,1,2-Tetrachloroethane	ND	---	0.800	ug/L	2	07/01/24 16:12	EPA 8260D	
1,1,2,2-Tetrachloroethane	ND	---	1.00	ug/L	2	07/01/24 16:12	EPA 8260D	
Tetrachloroethene (PCE)	222	---	0.800	ug/L	2	07/01/24 16:12	EPA 8260D	
1,2,3-Trichlorobenzene	ND	---	4.00	ug/L	2	07/01/24 16:12	EPA 8260D	
1,1,2-Trichloroethane	ND	---	1.00	ug/L	2	07/01/24 16:12	EPA 8260D	
1,2,4-Trichlorobenzene	ND	---	4.00	ug/L	2	07/01/24 16:12	EPA 8260D	
1,1,1-Trichloroethane	ND	---	0.800	ug/L	2	07/01/24 16:12	EPA 8260D	
Trichloroethene (TCE)	26.5	---	0.800	ug/L	2	07/01/24 16:12	EPA 8260D	
Trichlorofluoromethane	ND	---	4.00	ug/L	2	07/01/24 16:12	EPA 8260D	
1,2,3-Trichloropropane	ND	---	2.00	ug/L	2	07/01/24 16:12	EPA 8260D	
Vinyl chloride	1.44	---	0.400	ug/L	2	07/01/24 16:12	EPA 8260D	
<i>Surrogate: 1,4-Difluorobenzene (Surr)</i>		<i>Recovery: 106 %</i>		<i>Limits: 80-120 %</i>		<i>1</i>	<i>07/01/24 16:12</i>	<i>EPA 8260D</i>
<i>Toluene-d8 (Surr)</i>		<i>104 %</i>		<i>80-120 %</i>		<i>1</i>	<i>07/01/24 16:12</i>	<i>EPA 8260D</i>
<i>4-Bromofluorobenzene (Surr)</i>		<i>96 %</i>		<i>80-120 %</i>		<i>1</i>	<i>07/01/24 16:12</i>	<i>EPA 8260D</i>

MW-05-20240620 (A4F1412-05RE1)			Matrix: Water			Batch: 24F1008		
Bromobenzene	ND	---	0.500	ug/L	1	06/30/24 14:12	EPA 8260D	
Bromochloromethane	ND	---	1.00	ug/L	1	06/30/24 14:12	EPA 8260D	
Bromodichloromethane	ND	---	1.00	ug/L	1	06/30/24 14:12	EPA 8260D	
Bromoform	ND	---	1.00	ug/L	1	06/30/24 14:12	EPA 8260D	
Bromomethane	ND	---	5.00	ug/L	1	06/30/24 14:12	EPA 8260D	
Carbon tetrachloride	ND	---	1.00	ug/L	1	06/30/24 14:12	EPA 8260D	

Apex Laboratories

The results in this report apply to the samples analyzed in accordance with the chain of custody document(s) and updated by any subsequent written communications. This analytical report must be reproduced in its entirety.

Philip Nerenberg, Lab Director



ANALYTICAL REPORT

Apex Laboratories, LLC

6700 S.W. Sandburg Street
Tigard, OR 97223
503-718-2323
ORELAP ID: OR100062

WSP USA Environment & Infrastructure Inc. 15862 SW 72nd Ave. Suite 150 Portland, OR 97224	Project: Mailwell Project Number: 361M119101 Project Manager: John Kuiper	Report ID: A4F1412 - 07 03 24 2010
--	--	---

ANALYTICAL SAMPLE RESULTS

Halogenated Volatile Organic Compounds by EPA 8260D

Analyte	Sample Result	Detection Limit	Reporting Limit	Units	Dilution	Date Analyzed	Method Ref.	Notes
MW-05-20240620 (A4F1412-05RE1)			Matrix: Water			Batch: 24F1008		
Chlorobenzene	ND	---	0.500	ug/L	1	06/30/24 14:12	EPA 8260D	
Chloroethane	ND	---	5.00	ug/L	1	06/30/24 14:12	EPA 8260D	
Chloroform	ND	---	1.00	ug/L	1	06/30/24 14:12	EPA 8260D	
Chloromethane	ND	---	5.00	ug/L	1	06/30/24 14:12	EPA 8260D	
2-Chlorotoluene	ND	---	1.00	ug/L	1	06/30/24 14:12	EPA 8260D	
4-Chlorotoluene	ND	---	1.00	ug/L	1	06/30/24 14:12	EPA 8260D	
Dibromochloromethane	ND	---	1.00	ug/L	1	06/30/24 14:12	EPA 8260D	
1,2-Dibromo-3-chloropropane	ND	---	5.00	ug/L	1	06/30/24 14:12	EPA 8260D	
1,2-Dibromoethane (EDB)	ND	---	0.500	ug/L	1	06/30/24 14:12	EPA 8260D	
Dibromomethane	ND	---	1.00	ug/L	1	06/30/24 14:12	EPA 8260D	
1,2-Dichlorobenzene	ND	---	0.500	ug/L	1	06/30/24 14:12	EPA 8260D	
1,3-Dichlorobenzene	ND	---	0.500	ug/L	1	06/30/24 14:12	EPA 8260D	
1,4-Dichlorobenzene	ND	---	0.500	ug/L	1	06/30/24 14:12	EPA 8260D	
Dichlorodifluoromethane	ND	---	1.00	ug/L	1	06/30/24 14:12	EPA 8260D	
1,1-Dichloroethane	ND	---	0.400	ug/L	1	06/30/24 14:12	EPA 8260D	
1,2-Dichloroethane (EDC)	ND	---	0.400	ug/L	1	06/30/24 14:12	EPA 8260D	
1,1-Dichloroethene	ND	---	0.400	ug/L	1	06/30/24 14:12	EPA 8260D	
cis-1,2-Dichloroethene	16.8	---	0.400	ug/L	1	06/30/24 14:12	EPA 8260D	
trans-1,2-Dichloroethene	ND	---	0.400	ug/L	1	06/30/24 14:12	EPA 8260D	
1,2-Dichloropropane	ND	---	0.500	ug/L	1	06/30/24 14:12	EPA 8260D	
1,3-Dichloropropane	ND	---	1.00	ug/L	1	06/30/24 14:12	EPA 8260D	
2,2-Dichloropropane	ND	---	1.00	ug/L	1	06/30/24 14:12	EPA 8260D	
1,1-Dichloropropene	ND	---	1.00	ug/L	1	06/30/24 14:12	EPA 8260D	
cis-1,3-Dichloropropene	ND	---	1.00	ug/L	1	06/30/24 14:12	EPA 8260D	
trans-1,3-Dichloropropene	ND	---	1.00	ug/L	1	06/30/24 14:12	EPA 8260D	
Hexachlorobutadiene	ND	---	5.00	ug/L	1	06/30/24 14:12	EPA 8260D	
Methylene chloride	ND	---	10.0	ug/L	1	06/30/24 14:12	EPA 8260D	
1,1,1,2-Tetrachloroethane	ND	---	0.400	ug/L	1	06/30/24 14:12	EPA 8260D	
1,1,1,2,2-Tetrachloroethane	ND	---	0.500	ug/L	1	06/30/24 14:12	EPA 8260D	
Tetrachloroethene (PCE)	ND	---	0.400	ug/L	1	06/30/24 14:12	EPA 8260D	
1,2,3-Trichlorobenzene	ND	---	2.00	ug/L	1	06/30/24 14:12	EPA 8260D	
1,1,2-Trichloroethane	ND	---	0.500	ug/L	1	06/30/24 14:12	EPA 8260D	
1,2,4-Trichlorobenzene	ND	---	2.00	ug/L	1	06/30/24 14:12	EPA 8260D	

Apex Laboratories

The results in this report apply to the samples analyzed in accordance with the chain of custody document(s) and updated by any subsequent written communications. This analytical report must be reproduced in its entirety.



ANALYTICAL REPORT

Apex Laboratories, LLC

6700 S.W. Sandburg Street
Tigard, OR 97223
503-718-2323
ORELAP ID: OR100062

WSP USA Environment & Infrastructure Inc. 15862 SW 72nd Ave. Suite 150 Portland, OR 97224	Project: Mailwell Project Number: 361M119101 Project Manager: John Kuiper	Report ID: A4F1412 - 07 03 24 2010
--	--	---

ANALYTICAL SAMPLE RESULTS

Halogenated Volatile Organic Compounds by EPA 8260D

Analyte	Sample Result	Detection Limit	Reporting Limit	Units	Dilution	Date Analyzed	Method Ref.	Notes
MW-05-20240620 (A4F1412-05RE1)			Matrix: Water			Batch: 24F1008		
1,1,1-Trichloroethane	ND	---	0.400	ug/L	1	06/30/24 14:12	EPA 8260D	
Trichloroethene (TCE)	ND	---	0.400	ug/L	1	06/30/24 14:12	EPA 8260D	
Trichlorofluoromethane	ND	---	2.00	ug/L	1	06/30/24 14:12	EPA 8260D	
1,2,3-Trichloropropane	ND	---	1.00	ug/L	1	06/30/24 14:12	EPA 8260D	
Vinyl chloride	0.350	---	0.200	ug/L	1	06/30/24 14:12	EPA 8260D	
<i>Surrogate: 1,4-Difluorobenzene (Surr)</i>		<i>Recovery: 101 %</i>		<i>Limits: 80-120 %</i>	<i>1</i>	<i>06/30/24 14:12</i>	<i>EPA 8260D</i>	
<i>Toluene-d8 (Surr)</i>		<i>103 %</i>		<i>80-120 %</i>	<i>1</i>	<i>06/30/24 14:12</i>	<i>EPA 8260D</i>	
<i>4-Bromofluorobenzene (Surr)</i>		<i>96 %</i>		<i>80-120 %</i>	<i>1</i>	<i>06/30/24 14:12</i>	<i>EPA 8260D</i>	
MW-06-20240620 (A4F1412-06RE1)			Matrix: Water			Batch: 24F1008		
Bromobenzene	ND	---	0.500	ug/L	1	06/30/24 14:34	EPA 8260D	
Bromochloromethane	ND	---	1.00	ug/L	1	06/30/24 14:34	EPA 8260D	
Bromodichloromethane	ND	---	1.00	ug/L	1	06/30/24 14:34	EPA 8260D	
Bromoform	ND	---	1.00	ug/L	1	06/30/24 14:34	EPA 8260D	
Bromomethane	ND	---	5.00	ug/L	1	06/30/24 14:34	EPA 8260D	
Carbon tetrachloride	ND	---	1.00	ug/L	1	06/30/24 14:34	EPA 8260D	
Chlorobenzene	ND	---	0.500	ug/L	1	06/30/24 14:34	EPA 8260D	
Chloroethane	ND	---	5.00	ug/L	1	06/30/24 14:34	EPA 8260D	
Chloroform	ND	---	1.00	ug/L	1	06/30/24 14:34	EPA 8260D	
Chloromethane	ND	---	5.00	ug/L	1	06/30/24 14:34	EPA 8260D	
2-Chlorotoluene	ND	---	1.00	ug/L	1	06/30/24 14:34	EPA 8260D	
4-Chlorotoluene	ND	---	1.00	ug/L	1	06/30/24 14:34	EPA 8260D	
Dibromochloromethane	ND	---	1.00	ug/L	1	06/30/24 14:34	EPA 8260D	
1,2-Dibromo-3-chloropropane	ND	---	5.00	ug/L	1	06/30/24 14:34	EPA 8260D	
1,2-Dibromoethane (EDB)	ND	---	0.500	ug/L	1	06/30/24 14:34	EPA 8260D	
Dibromomethane	ND	---	1.00	ug/L	1	06/30/24 14:34	EPA 8260D	
1,2-Dichlorobenzene	ND	---	0.500	ug/L	1	06/30/24 14:34	EPA 8260D	
1,3-Dichlorobenzene	ND	---	0.500	ug/L	1	06/30/24 14:34	EPA 8260D	
1,4-Dichlorobenzene	ND	---	0.500	ug/L	1	06/30/24 14:34	EPA 8260D	
Dichlorodifluoromethane	ND	---	1.00	ug/L	1	06/30/24 14:34	EPA 8260D	
1,1-Dichloroethane	ND	---	0.400	ug/L	1	06/30/24 14:34	EPA 8260D	
1,2-Dichloroethane (EDC)	ND	---	0.400	ug/L	1	06/30/24 14:34	EPA 8260D	
1,1-Dichloroethene	ND	---	0.400	ug/L	1	06/30/24 14:34	EPA 8260D	
cis-1,2-Dichloroethene	3.82	---	0.400	ug/L	1	06/30/24 14:34	EPA 8260D	

Apex Laboratories

Philip Nerenberg, Lab Director

The results in this report apply to the samples analyzed in accordance with the chain of custody document(s) and updated by any subsequent written communications. This analytical report must be reproduced in its entirety.



ANALYTICAL REPORT

Apex Laboratories, LLC

6700 S.W. Sandburg Street
Tigard, OR 97223
503-718-2323
ORELAP ID: OR100062

WSP USA Environment & Infrastructure Inc. 15862 SW 72nd Ave. Suite 150 Portland, OR 97224	Project: Mailwell Project Number: 361M119101 Project Manager: John Kuiper	Report ID: A4F1412 - 07 03 24 2010
--	--	---

ANALYTICAL SAMPLE RESULTS

Halogenated Volatile Organic Compounds by EPA 8260D

Analyte	Sample Result	Detection Limit	Reporting Limit	Units	Dilution	Date Analyzed	Method Ref.	Notes
			Matrix: Water			Batch: 24F1008		
MW-06-20240620 (A4F1412-06RE1)								
trans-1,2-Dichloroethene	ND	---	0.400	ug/L	1	06/30/24 14:34	EPA 8260D	
1,2-Dichloropropane	ND	---	0.500	ug/L	1	06/30/24 14:34	EPA 8260D	
1,3-Dichloropropane	ND	---	1.00	ug/L	1	06/30/24 14:34	EPA 8260D	
2,2-Dichloropropane	ND	---	1.00	ug/L	1	06/30/24 14:34	EPA 8260D	
1,1-Dichloropropene	ND	---	1.00	ug/L	1	06/30/24 14:34	EPA 8260D	
cis-1,3-Dichloropropene	ND	---	1.00	ug/L	1	06/30/24 14:34	EPA 8260D	
trans-1,3-Dichloropropene	ND	---	1.00	ug/L	1	06/30/24 14:34	EPA 8260D	
Hexachlorobutadiene	ND	---	5.00	ug/L	1	06/30/24 14:34	EPA 8260D	
Methylene chloride	ND	---	10.0	ug/L	1	06/30/24 14:34	EPA 8260D	
1,1,1,2-Tetrachloroethane	ND	---	0.400	ug/L	1	06/30/24 14:34	EPA 8260D	
1,1,2,2-Tetrachloroethane	ND	---	0.500	ug/L	1	06/30/24 14:34	EPA 8260D	
Tetrachloroethene (PCE)	ND	---	0.400	ug/L	1	06/30/24 14:34	EPA 8260D	
1,2,3-Trichlorobenzene	ND	---	2.00	ug/L	1	06/30/24 14:34	EPA 8260D	
1,1,2-Trichloroethane	ND	---	0.500	ug/L	1	06/30/24 14:34	EPA 8260D	
1,2,4-Trichlorobenzene	ND	---	2.00	ug/L	1	06/30/24 14:34	EPA 8260D	
1,1,1-Trichloroethane	ND	---	0.400	ug/L	1	06/30/24 14:34	EPA 8260D	
Trichloroethene (TCE)	ND	---	0.400	ug/L	1	06/30/24 14:34	EPA 8260D	
Trichlorofluoromethane	ND	---	2.00	ug/L	1	06/30/24 14:34	EPA 8260D	
1,2,3-Trichloropropane	ND	---	1.00	ug/L	1	06/30/24 14:34	EPA 8260D	
Vinyl chloride	0.230	---	0.200	ug/L	1	06/30/24 14:34	EPA 8260D	
<i>Surrogate: 1,4-Difluorobenzene (Surr)</i>			<i>Recovery: 103 %</i>	<i>Limits: 80-120 %</i>	<i>1</i>	<i>06/30/24 14:34</i>	<i>EPA 8260D</i>	
<i>Toluene-d8 (Surr)</i>			<i>103 %</i>	<i>80-120 %</i>	<i>1</i>	<i>06/30/24 14:34</i>	<i>EPA 8260D</i>	
<i>4-Bromofluorobenzene (Surr)</i>			<i>95 %</i>	<i>80-120 %</i>	<i>1</i>	<i>06/30/24 14:34</i>	<i>EPA 8260D</i>	

			Matrix: Water			Batch: 24F1008		
MW-07-20240620 (A4F1412-07RE1)								
Bromobenzene	ND	---	5.00	ug/L	10	06/30/24 20:25	EPA 8260D	
Bromochloromethane	ND	---	10.0	ug/L	10	06/30/24 20:25	EPA 8260D	
Bromodichloromethane	ND	---	10.0	ug/L	10	06/30/24 20:25	EPA 8260D	
Bromoform	ND	---	10.0	ug/L	10	06/30/24 20:25	EPA 8260D	
Bromomethane	ND	---	50.0	ug/L	10	06/30/24 20:25	EPA 8260D	
Carbon tetrachloride	ND	---	10.0	ug/L	10	06/30/24 20:25	EPA 8260D	
Chlorobenzene	ND	---	5.00	ug/L	10	06/30/24 20:25	EPA 8260D	
Chloroethane	ND	---	50.0	ug/L	10	06/30/24 20:25	EPA 8260D	
Chloroform	ND	---	10.0	ug/L	10	06/30/24 20:25	EPA 8260D	

Apex Laboratories

The results in this report apply to the samples analyzed in accordance with the chain of custody document(s) and updated by any subsequent written communications. This analytical report must be reproduced in its entirety.



ANALYTICAL REPORT

Apex Laboratories, LLC

6700 S.W. Sandburg Street
Tigard, OR 97223
503-718-2323
ORELAP ID: OR100062

WSP USA Environment & Infrastructure Inc.	Project: Mailwell	
15862 SW 72nd Ave. Suite 150	Project Number: 361M119101	Report ID:
Portland, OR 97224	Project Manager: John Kuiper	A4F1412 - 07 03 24 2010

ANALYTICAL SAMPLE RESULTS

Halogenated Volatile Organic Compounds by EPA 8260D

Analyte	Sample Result	Detection Limit	Reporting Limit	Units	Dilution	Date Analyzed	Method Ref.	Notes
MW-07-20240620 (A4F1412-07RE1)				Matrix: Water		Batch: 24F1008		
Chloromethane	ND	---	50.0	ug/L	10	06/30/24 20:25	EPA 8260D	
2-Chlorotoluene	ND	---	10.0	ug/L	10	06/30/24 20:25	EPA 8260D	
4-Chlorotoluene	ND	---	10.0	ug/L	10	06/30/24 20:25	EPA 8260D	
Dibromochloromethane	ND	---	10.0	ug/L	10	06/30/24 20:25	EPA 8260D	
1,2-Dibromo-3-chloropropane	ND	---	50.0	ug/L	10	06/30/24 20:25	EPA 8260D	
1,2-Dibromoethane (EDB)	ND	---	5.00	ug/L	10	06/30/24 20:25	EPA 8260D	
Dibromomethane	ND	---	10.0	ug/L	10	06/30/24 20:25	EPA 8260D	
1,2-Dichlorobenzene	ND	---	5.00	ug/L	10	06/30/24 20:25	EPA 8260D	
1,3-Dichlorobenzene	ND	---	5.00	ug/L	10	06/30/24 20:25	EPA 8260D	
1,4-Dichlorobenzene	ND	---	5.00	ug/L	10	06/30/24 20:25	EPA 8260D	
Dichlorodifluoromethane	ND	---	10.0	ug/L	10	06/30/24 20:25	EPA 8260D	
1,1-Dichloroethane	ND	---	4.00	ug/L	10	06/30/24 20:25	EPA 8260D	
1,2-Dichloroethane (EDC)	ND	---	4.00	ug/L	10	06/30/24 20:25	EPA 8260D	
1,1-Dichloroethene	ND	---	4.00	ug/L	10	06/30/24 20:25	EPA 8260D	
cis-1,2-Dichloroethene	929	---	4.00	ug/L	10	06/30/24 20:25	EPA 8260D	
trans-1,2-Dichloroethene	ND	---	4.00	ug/L	10	06/30/24 20:25	EPA 8260D	
1,2-Dichloropropane	ND	---	5.00	ug/L	10	06/30/24 20:25	EPA 8260D	
1,3-Dichloropropane	ND	---	10.0	ug/L	10	06/30/24 20:25	EPA 8260D	
2,2-Dichloropropane	ND	---	10.0	ug/L	10	06/30/24 20:25	EPA 8260D	
1,1-Dichloropropene	ND	---	10.0	ug/L	10	06/30/24 20:25	EPA 8260D	
cis-1,3-Dichloropropene	ND	---	10.0	ug/L	10	06/30/24 20:25	EPA 8260D	
trans-1,3-Dichloropropene	ND	---	10.0	ug/L	10	06/30/24 20:25	EPA 8260D	
Hexachlorobutadiene	ND	---	50.0	ug/L	10	06/30/24 20:25	EPA 8260D	
Methylene chloride	ND	---	100	ug/L	10	06/30/24 20:25	EPA 8260D	
1,1,1,2-Tetrachloroethane	ND	---	4.00	ug/L	10	06/30/24 20:25	EPA 8260D	
1,1,1,2,2-Tetrachloroethane	ND	---	5.00	ug/L	10	06/30/24 20:25	EPA 8260D	
Tetrachloroethene (PCE)	759	---	4.00	ug/L	10	06/30/24 20:25	EPA 8260D	
1,2,3-Trichlorobenzene	ND	---	20.0	ug/L	10	06/30/24 20:25	EPA 8260D	
1,1,2-Trichloroethane	ND	---	5.00	ug/L	10	06/30/24 20:25	EPA 8260D	
1,2,4-Trichlorobenzene	ND	---	20.0	ug/L	10	06/30/24 20:25	EPA 8260D	
1,1,1-Trichloroethane	ND	---	4.00	ug/L	10	06/30/24 20:25	EPA 8260D	
Trichloroethene (TCE)	846	---	4.00	ug/L	10	06/30/24 20:25	EPA 8260D	
Trichlorofluoromethane	ND	---	20.0	ug/L	10	06/30/24 20:25	EPA 8260D	

Apex Laboratories

The results in this report apply to the samples analyzed in accordance with the chain of custody document(s) and updated by any subsequent written communications. This analytical report must be reproduced in its entirety.



ANALYTICAL REPORT

Apex Laboratories, LLC

6700 S.W. Sandburg Street
Tigard, OR 97223
503-718-2323
ORELAP ID: OR100062

WSP USA Environment & Infrastructure Inc. 15862 SW 72nd Ave. Suite 150 Portland, OR 97224	Project: Mailwell Project Number: 361M119101 Project Manager: John Kuiper	Report ID: A4F1412 - 07 03 24 2010
--	--	---

ANALYTICAL SAMPLE RESULTS

Halogenated Volatile Organic Compounds by EPA 8260D

Analyte	Sample Result	Detection Limit	Reporting Limit	Units	Dilution	Date Analyzed	Method Ref.	Notes
MW-07-20240620 (A4F1412-07RE1)			Matrix: Water			Batch: 24F1008		
1,2,3-Trichloropropane	ND	---	10.0	ug/L	10	06/30/24 20:25	EPA 8260D	
Vinyl chloride	8.20	---	2.00	ug/L	10	06/30/24 20:25	EPA 8260D	
<i>Surrogate: 1,4-Difluorobenzene (Surr)</i>		<i>Recovery: 108 %</i>		<i>Limits: 80-120 %</i>		<i>1</i>	<i>06/30/24 20:25</i>	<i>EPA 8260D</i>
<i>Toluene-d8 (Surr)</i>		<i>103 %</i>		<i>80-120 %</i>		<i>1</i>	<i>06/30/24 20:25</i>	<i>EPA 8260D</i>
<i>4-Bromofluorobenzene (Surr)</i>		<i>95 %</i>		<i>80-120 %</i>		<i>1</i>	<i>06/30/24 20:25</i>	<i>EPA 8260D</i>
DUP-1-20240620 (A4F1412-08RE1)			Matrix: Water			Batch: 24F1008		
Bromobenzene	ND	---	0.500	ug/L	1	06/30/24 14:56	EPA 8260D	
Bromochloromethane	ND	---	1.00	ug/L	1	06/30/24 14:56	EPA 8260D	
Bromodichloromethane	ND	---	1.00	ug/L	1	06/30/24 14:56	EPA 8260D	
Bromoform	ND	---	1.00	ug/L	1	06/30/24 14:56	EPA 8260D	
Bromomethane	ND	---	5.00	ug/L	1	06/30/24 14:56	EPA 8260D	
Carbon tetrachloride	ND	---	1.00	ug/L	1	06/30/24 14:56	EPA 8260D	
Chlorobenzene	ND	---	0.500	ug/L	1	06/30/24 14:56	EPA 8260D	
Chloroethane	ND	---	5.00	ug/L	1	06/30/24 14:56	EPA 8260D	
Chloroform	ND	---	1.00	ug/L	1	06/30/24 14:56	EPA 8260D	
Chloromethane	ND	---	5.00	ug/L	1	06/30/24 14:56	EPA 8260D	
2-Chlorotoluene	ND	---	1.00	ug/L	1	06/30/24 14:56	EPA 8260D	
4-Chlorotoluene	ND	---	1.00	ug/L	1	06/30/24 14:56	EPA 8260D	
Dibromochloromethane	ND	---	1.00	ug/L	1	06/30/24 14:56	EPA 8260D	
1,2-Dibromo-3-chloropropane	ND	---	5.00	ug/L	1	06/30/24 14:56	EPA 8260D	
1,2-Dibromoethane (EDB)	ND	---	0.500	ug/L	1	06/30/24 14:56	EPA 8260D	
Dibromomethane	ND	---	1.00	ug/L	1	06/30/24 14:56	EPA 8260D	
1,2-Dichlorobenzene	ND	---	0.500	ug/L	1	06/30/24 14:56	EPA 8260D	
1,3-Dichlorobenzene	ND	---	0.500	ug/L	1	06/30/24 14:56	EPA 8260D	
1,4-Dichlorobenzene	ND	---	0.500	ug/L	1	06/30/24 14:56	EPA 8260D	
Dichlorodifluoromethane	ND	---	1.00	ug/L	1	06/30/24 14:56	EPA 8260D	
1,1-Dichloroethane	ND	---	0.400	ug/L	1	06/30/24 14:56	EPA 8260D	
1,2-Dichloroethane (EDC)	ND	---	0.400	ug/L	1	06/30/24 14:56	EPA 8260D	
1,1-Dichloroethene	ND	---	0.400	ug/L	1	06/30/24 14:56	EPA 8260D	
cis-1,2-Dichloroethene	ND	---	0.400	ug/L	1	06/30/24 14:56	EPA 8260D	
trans-1,2-Dichloroethene	ND	---	0.400	ug/L	1	06/30/24 14:56	EPA 8260D	
1,2-Dichloropropane	ND	---	0.500	ug/L	1	06/30/24 14:56	EPA 8260D	
1,3-Dichloropropane	ND	---	1.00	ug/L	1	06/30/24 14:56	EPA 8260D	

Apex Laboratories

Philip Nerenberg, Lab Director

The results in this report apply to the samples analyzed in accordance with the chain of custody document(s) and updated by any subsequent written communications. This analytical report must be reproduced in its entirety.



ANALYTICAL REPORT

Apex Laboratories, LLC

6700 S.W. Sandburg Street
Tigard, OR 97223
503-718-2323
ORELAP ID: OR100062

WSP USA Environment & Infrastructure Inc. 15862 SW 72nd Ave. Suite 150 Portland, OR 97224	Project: Mailwell Project Number: 361M119101 Project Manager: John Kuiper	Report ID: A4F1412 - 07 03 24 2010
--	--	---

ANALYTICAL SAMPLE RESULTS

Halogenated Volatile Organic Compounds by EPA 8260D

Analyte	Sample Result	Detection Limit	Reporting Limit	Units	Dilution	Date Analyzed	Method Ref.	Notes
DUP-1-20240620 (A4F1412-08RE1)			Matrix: Water			Batch: 24F1008		
2,2-Dichloropropane	ND	---	1.00	ug/L	1	06/30/24 14:56	EPA 8260D	
1,1-Dichloropropene	ND	---	1.00	ug/L	1	06/30/24 14:56	EPA 8260D	
cis-1,3-Dichloropropene	ND	---	1.00	ug/L	1	06/30/24 14:56	EPA 8260D	
trans-1,3-Dichloropropene	ND	---	1.00	ug/L	1	06/30/24 14:56	EPA 8260D	
Hexachlorobutadiene	ND	---	5.00	ug/L	1	06/30/24 14:56	EPA 8260D	
Methylene chloride	ND	---	10.0	ug/L	1	06/30/24 14:56	EPA 8260D	
1,1,1,2-Tetrachloroethane	ND	---	0.400	ug/L	1	06/30/24 14:56	EPA 8260D	
1,1,2,2-Tetrachloroethane	ND	---	0.500	ug/L	1	06/30/24 14:56	EPA 8260D	
Tetrachloroethene (PCE)	0.710	---	0.400	ug/L	1	06/30/24 14:56	EPA 8260D	
1,2,3-Trichlorobenzene	ND	---	2.00	ug/L	1	06/30/24 14:56	EPA 8260D	
1,1,2-Trichloroethane	ND	---	0.500	ug/L	1	06/30/24 14:56	EPA 8260D	
1,2,4-Trichlorobenzene	ND	---	2.00	ug/L	1	06/30/24 14:56	EPA 8260D	
1,1,1-Trichloroethane	ND	---	0.400	ug/L	1	06/30/24 14:56	EPA 8260D	
Trichloroethene (TCE)	ND	---	0.400	ug/L	1	06/30/24 14:56	EPA 8260D	
Trichlorofluoromethane	ND	---	2.00	ug/L	1	06/30/24 14:56	EPA 8260D	
1,2,3-Trichloropropane	ND	---	1.00	ug/L	1	06/30/24 14:56	EPA 8260D	
Vinyl chloride	ND	---	0.200	ug/L	1	06/30/24 14:56	EPA 8260D	
<i>Surrogate: 1,4-Difluorobenzene (Surr)</i>			<i>Recovery: 103 %</i>	<i>Limits: 80-120 %</i>	<i>1</i>	<i>06/30/24 14:56</i>	<i>EPA 8260D</i>	
<i>Toluene-d8 (Surr)</i>			<i>102 %</i>	<i>80-120 %</i>	<i>1</i>	<i>06/30/24 14:56</i>	<i>EPA 8260D</i>	
<i>4-Bromofluorobenzene (Surr)</i>			<i>95 %</i>	<i>80-120 %</i>	<i>1</i>	<i>06/30/24 14:56</i>	<i>EPA 8260D</i>	

Apex Laboratories

The results in this report apply to the samples analyzed in accordance with the chain of custody document(s) and updated by any subsequent written communications. This analytical report must be reproduced in its entirety.

Philip Nerenberg, Lab Director



ANALYTICAL REPORT

Apex Laboratories, LLC

6700 S.W. Sandburg Street
Tigard, OR 97223
503-718-2323
ORELAP ID: OR100062

WSP USA Environment & Infrastructure Inc.	Project: Mailwell	
15862 SW 72nd Ave. Suite 150	Project Number: 361M119101	Report ID:
Portland, OR 97224	Project Manager: John Kuiper	A4F1412 - 07 03 24 2010

QUALITY CONTROL (QC) SAMPLE RESULTS

Halogenated Volatile Organic Compounds by EPA 8260D

Analyte	Result	Detection Limit	Reporting Limit	Units	Dilution	Spike Amount	Source Result	% REC	% REC Limits	RPD	RPD Limit	Notes
Batch 24F0965 - EPA 5030C						Water						
Blank (24F0965-BLK1)						Prepared: 06/28/24 06:27 Analyzed: 06/28/24 09:20						
<u>EPA 8260D</u>												
Bromobenzene	ND	---	0.500	ug/L	1	---	---	---	---	---	---	
Bromochloromethane	ND	---	1.00	ug/L	1	---	---	---	---	---	---	
Bromodichloromethane	ND	---	1.00	ug/L	1	---	---	---	---	---	---	
Bromoform	ND	---	1.00	ug/L	1	---	---	---	---	---	---	
Bromomethane	ND	---	5.00	ug/L	1	---	---	---	---	---	---	
Carbon tetrachloride	ND	---	1.00	ug/L	1	---	---	---	---	---	---	
Chlorobenzene	ND	---	0.500	ug/L	1	---	---	---	---	---	---	
Chloroethane	ND	---	10.0	ug/L	1	---	---	---	---	---	---	
Chloroform	ND	---	1.00	ug/L	1	---	---	---	---	---	---	
Chloromethane	ND	---	5.00	ug/L	1	---	---	---	---	---	---	
2-Chlorotoluene	ND	---	1.00	ug/L	1	---	---	---	---	---	---	
4-Chlorotoluene	ND	---	1.00	ug/L	1	---	---	---	---	---	---	
Dibromochloromethane	ND	---	1.00	ug/L	1	---	---	---	---	---	---	
1,2-Dibromo-3-chloropropane	ND	---	5.00	ug/L	1	---	---	---	---	---	---	
1,2-Dibromoethane (EDB)	ND	---	0.500	ug/L	1	---	---	---	---	---	---	
Dibromomethane	ND	---	1.00	ug/L	1	---	---	---	---	---	---	
1,2-Dichlorobenzene	ND	---	0.500	ug/L	1	---	---	---	---	---	---	
1,3-Dichlorobenzene	ND	---	0.500	ug/L	1	---	---	---	---	---	---	
1,4-Dichlorobenzene	ND	---	0.500	ug/L	1	---	---	---	---	---	---	
Dichlorodifluoromethane	ND	---	1.00	ug/L	1	---	---	---	---	---	---	
1,1-Dichloroethane	ND	---	0.400	ug/L	1	---	---	---	---	---	---	
1,2-Dichloroethane (EDC)	ND	---	0.400	ug/L	1	---	---	---	---	---	---	
1,1-Dichloroethene	ND	---	0.400	ug/L	1	---	---	---	---	---	---	
cis-1,2-Dichloroethene	ND	---	0.400	ug/L	1	---	---	---	---	---	---	
trans-1,2-Dichloroethene	ND	---	0.400	ug/L	1	---	---	---	---	---	---	
1,2-Dichloropropane	ND	---	0.500	ug/L	1	---	---	---	---	---	---	
1,3-Dichloropropane	ND	---	1.00	ug/L	1	---	---	---	---	---	---	
2,2-Dichloropropane	ND	---	1.00	ug/L	1	---	---	---	---	---	---	
1,1-Dichloropropene	ND	---	1.00	ug/L	1	---	---	---	---	---	---	
cis-1,3-Dichloropropene	ND	---	1.00	ug/L	1	---	---	---	---	---	---	
trans-1,3-Dichloropropene	ND	---	1.00	ug/L	1	---	---	---	---	---	---	
Hexachlorobutadiene	ND	---	5.00	ug/L	1	---	---	---	---	---	---	
Methylene chloride	ND	---	10.0	ug/L	1	---	---	---	---	---	---	

Apex Laboratories

The results in this report apply to the samples analyzed in accordance with the chain of custody document(s) and updated by any subsequent written communications. This analytical report must be reproduced in its entirety.



ANALYTICAL REPORT

Apex Laboratories, LLC

6700 S.W. Sandburg Street
Tigard, OR 97223
503-718-2323
ORELAP ID: OR100062

WSP USA Environment & Infrastructure Inc.	Project: Mailwell	
15862 SW 72nd Ave. Suite 150	Project Number: 361M119101	Report ID:
Portland, OR 97224	Project Manager: John Kuiper	A4F1412 - 07 03 24 2010

QUALITY CONTROL (QC) SAMPLE RESULTS

Halogenated Volatile Organic Compounds by EPA 8260D

Analyte	Result	Detection Limit	Reporting Limit	Units	Dilution	Spike Amount	Source Result	% REC	% REC Limits	RPD	RPD Limit	Notes
Batch 24F0965 - EPA 5030C						Water						
Blank (24F0965-BLK1)			Prepared: 06/28/24 06:27			Analyzed: 06/28/24 09:20						
1,1,1,2-Tetrachloroethane	ND	---	0.400	ug/L	1	---	---	---	---	---	---	
1,1,2,2-Tetrachloroethane	ND	---	0.500	ug/L	1	---	---	---	---	---	---	
Tetrachloroethene (PCE)	ND	---	0.400	ug/L	1	---	---	---	---	---	---	
1,2,3-Trichlorobenzene	ND	---	2.00	ug/L	1	---	---	---	---	---	---	
1,1,2-Trichloroethane	ND	---	0.500	ug/L	1	---	---	---	---	---	---	
1,2,4-Trichlorobenzene	ND	---	2.00	ug/L	1	---	---	---	---	---	---	
1,1,1-Trichloroethane	ND	---	0.400	ug/L	1	---	---	---	---	---	---	
Trichloroethene (TCE)	ND	---	0.400	ug/L	1	---	---	---	---	---	---	
Trichlorofluoromethane	ND	---	2.00	ug/L	1	---	---	---	---	---	---	
1,2,3-Trichloropropane	ND	---	1.00	ug/L	1	---	---	---	---	---	---	
Vinyl chloride	ND	---	0.200	ug/L	1	---	---	---	---	---	---	
<i>Surr: 1,4-Difluorobenzene (Surr)</i>		<i>Recovery: 108 %</i>		<i>Limits: 80-120 %</i>		<i>Dilution: 1x</i>						
<i>Toluene-d8 (Surr)</i>		<i>100 %</i>		<i>80-120 %</i>		<i>"</i>						
<i>4-Bromofluorobenzene (Surr)</i>		<i>102 %</i>		<i>80-120 %</i>		<i>"</i>						

LCS (24F0965-BS1)			Prepared: 06/28/24 06:27			Analyzed: 06/28/24 08:21						
EPA 8260D												
Bromobenzene	20.9	---	0.500	ug/L	1	20.0	---	104	80-120%	---	---	
Bromochloromethane	21.4	---	1.00	ug/L	1	20.0	---	107	80-120%	---	---	
Bromodichloromethane	22.6	---	1.00	ug/L	1	20.0	---	113	80-120%	---	---	
Bromoform	22.7	---	1.00	ug/L	1	20.0	---	113	80-120%	---	---	
Bromomethane	18.9	---	5.00	ug/L	1	20.0	---	95	80-120%	---	---	
Carbon tetrachloride	22.2	---	1.00	ug/L	1	20.0	---	111	80-120%	---	---	
Chlorobenzene	20.4	---	0.500	ug/L	1	20.0	---	102	80-120%	---	---	
Chloroethane	24.2	---	10.0	ug/L	1	20.0	---	121	80-120%	---	---	Q-56
Chloroform	21.0	---	1.00	ug/L	1	20.0	---	105	80-120%	---	---	
Chloromethane	19.5	---	5.00	ug/L	1	20.0	---	98	80-120%	---	---	
2-Chlorotoluene	20.3	---	1.00	ug/L	1	20.0	---	101	80-120%	---	---	
4-Chlorotoluene	21.1	---	1.00	ug/L	1	20.0	---	105	80-120%	---	---	
Dibromochloromethane	19.5	---	1.00	ug/L	1	20.0	---	97	80-120%	---	---	
1,2-Dibromo-3-chloropropane	19.2	---	5.00	ug/L	1	20.0	---	96	80-120%	---	---	
1,2-Dibromoethane (EDB)	21.0	---	0.500	ug/L	1	20.0	---	105	80-120%	---	---	
Dibromomethane	22.6	---	1.00	ug/L	1	20.0	---	113	80-120%	---	---	
1,2-Dichlorobenzene	22.3	---	0.500	ug/L	1	20.0	---	111	80-120%	---	---	

Apex Laboratories

The results in this report apply to the samples analyzed in accordance with the chain of custody document(s) and updated by any subsequent written communications. This analytical report must be reproduced in its entirety.



ANALYTICAL REPORT

Apex Laboratories, LLC

6700 S.W. Sandburg Street
Tigard, OR 97223
503-718-2323
ORELAP ID: OR100062

WSP USA Environment & Infrastructure Inc. 15862 SW 72nd Ave. Suite 150 Portland, OR 97224	Project: Mailwell Project Number: 361M119101 Project Manager: John Kuiper	Report ID: A4F1412 - 07 03 24 2010
--	--	---

QUALITY CONTROL (QC) SAMPLE RESULTS

Halogenated Volatile Organic Compounds by EPA 8260D

Analyte	Result	Detection Limit	Reporting Limit	Units	Dilution	Spike Amount	Source Result	% REC	% REC Limits	RPD	RPD Limit	Notes
Batch 24F0965 - EPA 5030C						Water						
LCS (24F0965-BS1)			Prepared: 06/28/24 06:27			Analyzed: 06/28/24 08:21						
1,3-Dichlorobenzene	21.7	---	0.500	ug/L	1	20.0	---	109	80-120%	---	---	
1,4-Dichlorobenzene	20.2	---	0.500	ug/L	1	20.0	---	101	80-120%	---	---	
Dichlorodifluoromethane	20.1	---	1.00	ug/L	1	20.0	---	100	80-120%	---	---	
1,1-Dichloroethane	20.7	---	0.400	ug/L	1	20.0	---	104	80-120%	---	---	
1,2-Dichloroethane (EDC)	19.8	---	0.400	ug/L	1	20.0	---	99	80-120%	---	---	
1,1-Dichloroethene	19.3	---	0.400	ug/L	1	20.0	---	96	80-120%	---	---	
cis-1,2-Dichloroethene	20.4	---	0.400	ug/L	1	20.0	---	102	80-120%	---	---	
trans-1,2-Dichloroethene	19.7	---	0.400	ug/L	1	20.0	---	99	80-120%	---	---	
1,2-Dichloropropane	20.7	---	0.500	ug/L	1	20.0	---	104	80-120%	---	---	
1,3-Dichloropropane	20.9	---	1.00	ug/L	1	20.0	---	105	80-120%	---	---	
2,2-Dichloropropane	25.2	---	1.00	ug/L	1	20.0	---	126	80-120%	---	---	Q-56
1,1-Dichloropropene	21.5	---	1.00	ug/L	1	20.0	---	108	80-120%	---	---	
cis-1,3-Dichloropropene	20.6	---	1.00	ug/L	1	20.0	---	103	80-120%	---	---	
trans-1,3-Dichloropropene	21.5	---	1.00	ug/L	1	20.0	---	108	80-120%	---	---	
Hexachlorobutadiene	22.3	---	5.00	ug/L	1	20.0	---	112	80-120%	---	---	
Methylene chloride	20.5	---	10.0	ug/L	1	20.0	---	103	80-120%	---	---	
1,1,1,2-Tetrachloroethane	23.6	---	0.400	ug/L	1	20.0	---	118	80-120%	---	---	
1,1,2,2-Tetrachloroethane	22.5	---	0.500	ug/L	1	20.0	---	113	80-120%	---	---	
Tetrachloroethene (PCE)	20.9	---	0.400	ug/L	1	20.0	---	105	80-120%	---	---	
1,2,3-Trichlorobenzene	23.4	---	2.00	ug/L	1	20.0	---	117	80-120%	---	---	
1,1,2-Trichloroethane	21.1	---	0.500	ug/L	1	20.0	---	105	80-120%	---	---	
1,2,4-Trichlorobenzene	21.7	---	2.00	ug/L	1	20.0	---	108	80-120%	---	---	
1,1,1-Trichloroethane	21.2	---	0.400	ug/L	1	20.0	---	106	80-120%	---	---	
Trichloroethene (TCE)	20.6	---	0.400	ug/L	1	20.0	---	103	80-120%	---	---	
Trichlorofluoromethane	22.5	---	2.00	ug/L	1	20.0	---	112	80-120%	---	---	
1,2,3-Trichloropropane	21.4	---	1.00	ug/L	1	20.0	---	107	80-120%	---	---	
Vinyl chloride	19.8	---	0.200	ug/L	1	20.0	---	99	80-120%	---	---	
<i>Surr: 1,4-Difluorobenzene (Surr)</i>		<i>Recovery: 103 %</i>		<i>Limits: 80-120 %</i>		<i>Dilution: 1x</i>						
<i>Toluene-d8 (Surr)</i>		<i>96 %</i>		<i>80-120 %</i>		<i>"</i>						
<i>4-Bromofluorobenzene (Surr)</i>		<i>95 %</i>		<i>80-120 %</i>		<i>"</i>						

Duplicate (24F0965-DUP1) Prepared: 06/28/24 06:27 Analyzed: 06/28/24 19:49

QC Source Sample: MW-07-20240620 (A4F1412-07)

EPA 8260D

Apex Laboratories

The results in this report apply to the samples analyzed in accordance with the chain of custody document(s) and updated by any subsequent written communications. This analytical report must be reproduced in its entirety.

Philip Nerenberg, Lab Director



ANALYTICAL REPORT

Apex Laboratories, LLC

6700 S.W. Sandburg Street
Tigard, OR 97223
503-718-2323
ORELAP ID: OR100062

WSP USA Environment & Infrastructure Inc. 15862 SW 72nd Ave. Suite 150 Portland, OR 97224	Project: Mailwell Project Number: 361M119101 Project Manager: John Kuiper	Report ID: A4F1412 - 07 03 24 2010
--	--	---

QUALITY CONTROL (QC) SAMPLE RESULTS

Halogenated Volatile Organic Compounds by EPA 8260D

Analyte	Result	Detection Limit	Reporting Limit	Units	Dilution	Spike Amount	Source Result	% REC	% REC Limits	RPD	RPD Limit	Notes
Batch 24F0965 - EPA 5030C						Water						
Duplicate (24F0965-DUP1)						Prepared: 06/28/24 06:27 Analyzed: 06/28/24 19:49						
QC Source Sample: MW-07-20240620 (A4F1412-07)												
Bromobenzene	ND	---	25.0	ug/L	50	---	ND	---	---	---	30%	
Bromochloromethane	ND	---	50.0	ug/L	50	---	ND	---	---	---	30%	
Bromodichloromethane	ND	---	50.0	ug/L	50	---	ND	---	---	---	30%	
Bromoform	ND	---	50.0	ug/L	50	---	ND	---	---	---	30%	
Bromomethane	ND	---	250	ug/L	50	---	ND	---	---	---	30%	
Carbon tetrachloride	ND	---	50.0	ug/L	50	---	ND	---	---	---	30%	
Chlorobenzene	ND	---	25.0	ug/L	50	---	ND	---	---	---	30%	
Chloroethane	ND	---	500	ug/L	50	---	ND	---	---	---	30%	
Chloroform	ND	---	50.0	ug/L	50	---	ND	---	---	---	30%	
Chloromethane	ND	---	250	ug/L	50	---	ND	---	---	---	30%	
2-Chlorotoluene	ND	---	50.0	ug/L	50	---	ND	---	---	---	30%	
4-Chlorotoluene	ND	---	50.0	ug/L	50	---	ND	---	---	---	30%	
Dibromochloromethane	ND	---	50.0	ug/L	50	---	ND	---	---	---	30%	
1,2-Dibromo-3-chloropropane	ND	---	250	ug/L	50	---	ND	---	---	---	30%	
1,2-Dibromoethane (EDB)	ND	---	25.0	ug/L	50	---	ND	---	---	---	30%	
Dibromomethane	ND	---	50.0	ug/L	50	---	ND	---	---	---	30%	
1,2-Dichlorobenzene	ND	---	25.0	ug/L	50	---	ND	---	---	---	30%	
1,3-Dichlorobenzene	ND	---	25.0	ug/L	50	---	ND	---	---	---	30%	
1,4-Dichlorobenzene	ND	---	25.0	ug/L	50	---	ND	---	---	---	30%	
Dichlorodifluoromethane	ND	---	50.0	ug/L	50	---	ND	---	---	---	30%	
1,1-Dichloroethane	ND	---	20.0	ug/L	50	---	ND	---	---	---	30%	
1,2-Dichloroethane (EDC)	ND	---	20.0	ug/L	50	---	ND	---	---	---	30%	
1,1-Dichloroethene	ND	---	20.0	ug/L	50	---	ND	---	---	---	30%	
cis-1,2-Dichloroethene	962	---	20.0	ug/L	50	---	926	---	---	4	30%	
trans-1,2-Dichloroethene	ND	---	20.0	ug/L	50	---	ND	---	---	---	30%	
1,2-Dichloropropane	ND	---	25.0	ug/L	50	---	ND	---	---	---	30%	
1,3-Dichloropropane	ND	---	50.0	ug/L	50	---	ND	---	---	---	30%	
2,2-Dichloropropane	ND	---	50.0	ug/L	50	---	ND	---	---	---	30%	
1,1-Dichloropropene	ND	---	50.0	ug/L	50	---	ND	---	---	---	30%	
cis-1,3-Dichloropropene	ND	---	50.0	ug/L	50	---	ND	---	---	---	30%	
trans-1,3-Dichloropropene	ND	---	50.0	ug/L	50	---	ND	---	---	---	30%	
Hexachlorobutadiene	ND	---	250	ug/L	50	---	ND	---	---	---	30%	
Methylene chloride	ND	---	500	ug/L	50	---	ND	---	---	---	30%	

Apex Laboratories

Philip Nerenberg, Lab Director

The results in this report apply to the samples analyzed in accordance with the chain of custody document(s) and updated by any subsequent written communications. This analytical report must be reproduced in its entirety.



ANALYTICAL REPORT

Apex Laboratories, LLC

6700 S.W. Sandburg Street
Tigard, OR 97223
503-718-2323
ORELAP ID: OR100062

WSP USA Environment & Infrastructure Inc. 15862 SW 72nd Ave. Suite 150 Portland, OR 97224	Project: Mailwell Project Number: 361M119101 Project Manager: John Kuiper	Report ID: A4F1412 - 07 03 24 2010
--	--	---

QUALITY CONTROL (QC) SAMPLE RESULTS

Halogenated Volatile Organic Compounds by EPA 8260D

Analyte	Result	Detection Limit	Reporting Limit	Units	Dilution	Spike Amount	Source Result	% REC	% REC Limits	RPD	RPD Limit	Notes
Batch 24F0965 - EPA 5030C												
Water												
Duplicate (24F0965-DUP1)												
Prepared: 06/28/24 06:27 Analyzed: 06/28/24 19:49												
QC Source Sample: MW-07-20240620 (A4F1412-07)												
1,1,1,2-Tetrachloroethane	ND	---	20.0	ug/L	50	---	ND	---	---	---	30%	
1,1,2,2-Tetrachloroethane	ND	---	25.0	ug/L	50	---	ND	---	---	---	30%	
Tetrachloroethene (PCE)	988	---	20.0	ug/L	50	---	986	---	---	0.3	30%	
1,2,3-Trichlorobenzene	ND	---	100	ug/L	50	---	ND	---	---	---	30%	
1,1,2-Trichloroethane	ND	---	25.0	ug/L	50	---	ND	---	---	---	30%	
1,2,4-Trichlorobenzene	ND	---	100	ug/L	50	---	ND	---	---	---	30%	
1,1,1-Trichloroethane	ND	---	20.0	ug/L	50	---	ND	---	---	---	30%	
Trichloroethene (TCE)	1040	---	20.0	ug/L	50	---	1040	---	---	0.4	30%	
Trichlorofluoromethane	ND	---	100	ug/L	50	---	ND	---	---	---	30%	
1,2,3-Trichloropropane	ND	---	50.0	ug/L	50	---	ND	---	---	---	30%	
Vinyl chloride	11.5	---	10.0	ug/L	50	---	11.0	---	---	4	30%	
<i>Surr: 1,4-Difluorobenzene (Surr) Recovery: 111 % Limits: 80-120 % Dilution: 1x</i>												
<i>Toluene-d8 (Surr) 100 % 80-120 % "</i>												
<i>4-Bromofluorobenzene (Surr) 102 % 80-120 % "</i>												

Matrix Spike (24F0965-MS1)												
Prepared: 06/28/24 06:27 Analyzed: 06/28/24 20:16												
QC Source Sample: Non-SDG (A4F1545-04)												
EPA 8260D												
Bromobenzene	22.5	---	0.500	ug/L	1	20.0	ND	112	80-120%	---	---	
Bromochloromethane	24.3	---	1.00	ug/L	1	20.0	ND	121	78-123%	---	---	
Bromodichloromethane	25.2	---	1.00	ug/L	1	20.0	ND	126	79-125%	---	---	Q-01
Bromoform	24.7	---	1.00	ug/L	1	20.0	ND	123	66-130%	---	---	
Bromomethane	22.1	---	5.00	ug/L	1	20.0	ND	110	53-141%	---	---	
Carbon tetrachloride	25.4	---	1.00	ug/L	1	20.0	ND	127	72-136%	---	---	
Chlorobenzene	22.6	---	0.500	ug/L	1	20.0	ND	113	80-120%	---	---	
Chloroethane	29.4	---	10.0	ug/L	1	20.0	ND	147	60-138%	---	---	Q-54
Chloroform	23.6	---	1.00	ug/L	1	20.0	ND	118	79-124%	---	---	
Chloromethane	22.6	---	5.00	ug/L	1	20.0	ND	113	50-139%	---	---	
2-Chlorotoluene	22.3	---	1.00	ug/L	1	20.0	ND	111	79-122%	---	---	
4-Chlorotoluene	23.8	---	1.00	ug/L	1	20.0	ND	119	78-122%	---	---	
Dibromochloromethane	21.5	---	1.00	ug/L	1	20.0	ND	107	74-126%	---	---	
1,2-Dibromo-3-chloropropane	21.0	---	5.00	ug/L	1	20.0	ND	105	62-128%	---	---	
1,2-Dibromoethane (EDB)	22.8	---	0.500	ug/L	1	20.0	ND	114	77-121%	---	---	

Apex Laboratories

Philip Nerenberg, Lab Director

The results in this report apply to the samples analyzed in accordance with the chain of custody document(s) and updated by any subsequent written communications. This analytical report must be reproduced in its entirety.



ANALYTICAL REPORT

Apex Laboratories, LLC

6700 S.W. Sandburg Street
Tigard, OR 97223
503-718-2323
ORELAP ID: OR100062

WSP USA Environment & Infrastructure Inc. 15862 SW 72nd Ave. Suite 150 Portland, OR 97224	Project: Mailwell Project Number: 361M119101 Project Manager: John Kuiper	Report ID: A4F1412 - 07 03 24 2010
--	--	---

QUALITY CONTROL (QC) SAMPLE RESULTS

Halogenated Volatile Organic Compounds by EPA 8260D

Analyte	Result	Detection Limit	Reporting Limit	Units	Dilution	Spike Amount	Source Result	% REC	% REC Limits	RPD	RPD Limit	Notes
Batch 24F0965 - EPA 5030C						Water						
Matrix Spike (24F0965-MS1)						Prepared: 06/28/24 06:27 Analyzed: 06/28/24 20:16						
QC Source Sample: Non-SDG (A4F1545-04)												
Dibromomethane	24.4	---	1.00	ug/L	1	20.0	ND	122	79-123%	---	---	
1,2-Dichlorobenzene	24.0	---	0.500	ug/L	1	20.0	ND	120	80-120%	---	---	
1,3-Dichlorobenzene	23.5	---	0.500	ug/L	1	20.0	ND	118	80-120%	---	---	
1,4-Dichlorobenzene	21.8	---	0.500	ug/L	1	20.0	ND	109	79-120%	---	---	
Dichlorodifluoromethane	22.9	---	1.00	ug/L	1	20.0	ND	114	32-152%	---	---	
1,1-Dichloroethane	23.5	---	0.400	ug/L	1	20.0	ND	118	77-125%	---	---	
1,2-Dichloroethane (EDC)	22.2	---	0.400	ug/L	1	20.0	ND	111	73-128%	---	---	
1,1-Dichloroethene	22.5	---	0.400	ug/L	1	20.0	ND	112	71-131%	---	---	
cis-1,2-Dichloroethene	23.2	---	0.400	ug/L	1	20.0	ND	116	78-123%	---	---	
trans-1,2-Dichloroethene	22.8	---	0.400	ug/L	1	20.0	ND	114	75-124%	---	---	
1,2-Dichloropropane	23.2	---	0.500	ug/L	1	20.0	ND	116	78-122%	---	---	
1,3-Dichloropropane	23.0	---	1.00	ug/L	1	20.0	ND	115	80-120%	---	---	
2,2-Dichloropropane	24.5	---	1.00	ug/L	1	20.0	ND	123	60-139%	---	---	Q-54d
1,1-Dichloropropene	24.6	---	1.00	ug/L	1	20.0	ND	123	79-125%	---	---	
cis-1,3-Dichloropropene	19.6	---	1.00	ug/L	1	20.0	ND	98	75-124%	---	---	
trans-1,3-Dichloropropene	22.5	---	1.00	ug/L	1	20.0	ND	113	73-127%	---	---	
Hexachlorobutadiene	23.5	---	5.00	ug/L	1	20.0	ND	118	66-134%	---	---	
Methylene chloride	22.5	---	10.0	ug/L	1	20.0	ND	113	74-124%	---	---	
1,1,1,2-Tetrachloroethane	25.9	---	0.400	ug/L	1	20.0	ND	130	78-124%	---	---	Q-01
1,1,2,2-Tetrachloroethane	24.4	---	0.500	ug/L	1	20.0	ND	122	71-121%	---	---	Q-01
Tetrachloroethene (PCE)	23.2	---	0.400	ug/L	1	20.0	ND	116	74-129%	---	---	
1,2,3-Trichlorobenzene	23.9	---	2.00	ug/L	1	20.0	ND	119	69-129%	---	---	
1,1,2-Trichloroethane	22.4	---	0.500	ug/L	1	20.0	ND	112	80-120%	---	---	
1,2,4-Trichlorobenzene	21.9	---	2.00	ug/L	1	20.0	ND	110	69-130%	---	---	
1,1,1-Trichloroethane	24.0	---	0.400	ug/L	1	20.0	ND	120	74-131%	---	---	
Trichloroethene (TCE)	23.1	---	0.400	ug/L	1	20.0	ND	115	79-123%	---	---	
Trichlorofluoromethane	26.0	---	2.00	ug/L	1	20.0	ND	130	65-141%	---	---	
1,2,3-Trichloropropane	22.9	---	1.00	ug/L	1	20.0	ND	115	73-122%	---	---	
Vinyl chloride	23.2	---	0.200	ug/L	1	20.0	ND	116	58-137%	---	---	
<i>Surr: 1,4-Difluorobenzene (Surr)</i>		<i>Recovery: 104 %</i>		<i>Limits: 80-120 %</i>		<i>Dilution: 1x</i>						
<i>Toluene-d8 (Surr)</i>		<i>95 %</i>		<i>80-120 %</i>		<i>"</i>						
<i>4-Bromofluorobenzene (Surr)</i>		<i>95 %</i>		<i>80-120 %</i>		<i>"</i>						

Apex Laboratories

Philip Nerenberg, Lab Director

The results in this report apply to the samples analyzed in accordance with the chain of custody document(s) and updated by any subsequent written communications. This analytical report must be reproduced in its entirety.



ANALYTICAL REPORT

Apex Laboratories, LLC

6700 S.W. Sandburg Street
Tigard, OR 97223
503-718-2323
ORELAP ID: OR100062

WSP USA Environment & Infrastructure Inc.	Project: Mailwell	
15862 SW 72nd Ave. Suite 150	Project Number: 361M119101	Report ID:
Portland, OR 97224	Project Manager: John Kuiper	A4F1412 - 07 03 24 2010

QUALITY CONTROL (QC) SAMPLE RESULTS

Halogenated Volatile Organic Compounds by EPA 8260D

Analyte	Result	Detection Limit	Reporting Limit	Units	Dilution	Spike Amount	Source Result	% REC	% REC Limits	RPD	RPD Limit	Notes
Batch 24F0965 - EPA 5030C						Water						
Matrix Spike Dup (24F0965-MSD1)						Prepared: 06/28/24 06:27 Analyzed: 06/28/24 20:44						T-02
QC Source Sample: Non-SDG (A4F1545-04)												
Bromobenzene	21.7	---	0.500	ug/L	1	20.0	ND	109	80-120%	3	30%	
Bromochloromethane	22.9	---	1.00	ug/L	1	20.0	ND	114	78-123%	6	30%	
Bromodichloromethane	24.3	---	1.00	ug/L	1	20.0	ND	121	79-125%	4	30%	
Bromoform	23.7	---	1.00	ug/L	1	20.0	ND	118	66-130%	4	30%	
Bromomethane	22.6	---	5.00	ug/L	1	20.0	ND	113	53-141%	2	30%	
Carbon tetrachloride	24.8	---	1.00	ug/L	1	20.0	ND	124	72-136%	2	30%	
Chlorobenzene	21.7	---	0.500	ug/L	1	20.0	ND	109	80-120%	4	30%	
Chloroethane	26.7	---	10.0	ug/L	1	20.0	ND	133	60-138%	10	30%	Q-54
Chloroform	22.9	---	1.00	ug/L	1	20.0	ND	114	79-124%	3	30%	
Chloromethane	23.3	---	5.00	ug/L	1	20.0	ND	116	50-139%	3	30%	
2-Chlorotoluene	21.2	---	1.00	ug/L	1	20.0	ND	106	79-122%	5	30%	
4-Chlorotoluene	22.7	---	1.00	ug/L	1	20.0	ND	113	78-122%	5	30%	
Dibromochloromethane	20.4	---	1.00	ug/L	1	20.0	ND	102	74-126%	5	30%	
1,2-Dibromo-3-chloropropane	19.8	---	5.00	ug/L	1	20.0	ND	99	62-128%	6	30%	
1,2-Dibromoethane (EDB)	21.8	---	0.500	ug/L	1	20.0	ND	109	77-121%	5	30%	
Dibromomethane	23.8	---	1.00	ug/L	1	20.0	ND	119	79-123%	3	30%	
1,2-Dichlorobenzene	23.0	---	0.500	ug/L	1	20.0	ND	115	80-120%	4	30%	
1,3-Dichlorobenzene	23.1	---	0.500	ug/L	1	20.0	ND	115	80-120%	2	30%	
1,4-Dichlorobenzene	21.1	---	0.500	ug/L	1	20.0	ND	105	79-120%	3	30%	
Dichlorodifluoromethane	24.2	---	1.00	ug/L	1	20.0	ND	121	32-152%	5	30%	
1,1-Dichloroethane	23.0	---	0.400	ug/L	1	20.0	ND	115	77-125%	2	30%	
1,2-Dichloroethane (EDC)	21.3	---	0.400	ug/L	1	20.0	ND	107	73-128%	4	30%	
1,1-Dichloroethene	22.2	---	0.400	ug/L	1	20.0	ND	111	71-131%	1	30%	
cis-1,2-Dichloroethene	22.5	---	0.400	ug/L	1	20.0	ND	112	78-123%	3	30%	
trans-1,2-Dichloroethene	22.1	---	0.400	ug/L	1	20.0	ND	111	75-124%	3	30%	
1,2-Dichloropropane	22.4	---	0.500	ug/L	1	20.0	ND	112	78-122%	4	30%	
1,3-Dichloropropane	22.0	---	1.00	ug/L	1	20.0	ND	110	80-120%	4	30%	
2,2-Dichloropropane	23.5	---	1.00	ug/L	1	20.0	ND	118	60-139%	4	30%	Q-54d
1,1-Dichloropropene	24.3	---	1.00	ug/L	1	20.0	ND	122	79-125%	1	30%	
cis-1,3-Dichloropropene	19.2	---	1.00	ug/L	1	20.0	ND	96	75-124%	2	30%	
trans-1,3-Dichloropropene	22.0	---	1.00	ug/L	1	20.0	ND	110	73-127%	3	30%	
Hexachlorobutadiene	23.6	---	5.00	ug/L	1	20.0	ND	118	66-134%	0.6	30%	
Methylene chloride	21.8	---	10.0	ug/L	1	20.0	ND	109	74-124%	4	30%	

Apex Laboratories

Philip Nerenberg, Lab Director

The results in this report apply to the samples analyzed in accordance with the chain of custody document(s) and updated by any subsequent written communications. This analytical report must be reproduced in its entirety.



ANALYTICAL REPORT

Apex Laboratories, LLC

6700 S.W. Sandburg Street
Tigard, OR 97223
503-718-2323
ORELAP ID: OR100062

WSP USA Environment & Infrastructure Inc. 15862 SW 72nd Ave. Suite 150 Portland, OR 97224	Project: Mailwell Project Number: 361M119101 Project Manager: John Kuiper	Report ID: A4F1412 - 07 03 24 2010
--	--	---

QUALITY CONTROL (QC) SAMPLE RESULTS

Halogenated Volatile Organic Compounds by EPA 8260D

Analyte	Result	Detection Limit	Reporting Limit	Units	Dilution	Spike Amount	Source Result	% REC	% REC Limits	RPD	RPD Limit	Notes
Batch 24F0965 - EPA 5030C						Water						
Matrix Spike Dup (24F0965-MSD1)						Prepared: 06/28/24 06:27 Analyzed: 06/28/24 20:44						T-02
QC Source Sample: Non-SDG (A4F1545-04)												
1,1,1,2-Tetrachloroethane	25.0	---	0.400	ug/L	1	20.0	ND	125	78-124%	4	30%	Q-01
1,1,2,2-Tetrachloroethane	22.7	---	0.500	ug/L	1	20.0	ND	113	71-121%	7	30%	
Tetrachloroethene (PCE)	22.2	---	0.400	ug/L	1	20.0	ND	111	74-129%	4	30%	
1,2,3-Trichlorobenzene	23.7	---	2.00	ug/L	1	20.0	ND	118	69-129%	0.8	30%	
1,1,2-Trichloroethane	21.8	---	0.500	ug/L	1	20.0	ND	109	80-120%	3	30%	
1,2,4-Trichlorobenzene	22.7	---	2.00	ug/L	1	20.0	ND	113	69-130%	3	30%	
1,1,1-Trichloroethane	23.4	---	0.400	ug/L	1	20.0	ND	117	74-131%	2	30%	
Trichloroethene (TCE)	22.4	---	0.400	ug/L	1	20.0	ND	112	79-123%	3	30%	
Trichlorofluoromethane	24.9	---	2.00	ug/L	1	20.0	ND	124	65-141%	4	30%	
1,2,3-Trichloropropane	21.6	---	1.00	ug/L	1	20.0	ND	108	73-122%	6	30%	
Vinyl chloride	23.8	---	0.200	ug/L	1	20.0	ND	119	58-137%	2	30%	
<i>Surr: 1,4-Difluorobenzene (Surr)</i>		<i>Recovery: 104 %</i>		<i>Limits: 80-120 %</i>		<i>Dilution: 1x</i>						
<i>Toluene-d8 (Surr)</i>		<i>95 %</i>		<i>80-120 %</i>		<i>"</i>						
<i>4-Bromofluorobenzene (Surr)</i>		<i>96 %</i>		<i>80-120 %</i>		<i>"</i>						

Apex Laboratories

Philip Nerenberg, Lab Director

The results in this report apply to the samples analyzed in accordance with the chain of custody document(s) and updated by any subsequent written communications. This analytical report must be reproduced in its entirety.



ANALYTICAL REPORT

Apex Laboratories, LLC

6700 S.W. Sandburg Street
Tigard, OR 97223
503-718-2323
ORELAP ID: OR100062

WSP USA Environment & Infrastructure Inc.	Project: Mailwell	
15862 SW 72nd Ave. Suite 150	Project Number: 361M119101	Report ID:
Portland, OR 97224	Project Manager: John Kuiper	A4F1412 - 07 03 24 2010

QUALITY CONTROL (QC) SAMPLE RESULTS

Halogenated Volatile Organic Compounds by EPA 8260D

Analyte	Result	Detection Limit	Reporting Limit	Units	Dilution	Spike Amount	Source Result	% REC	% REC Limits	RPD	RPD Limit	Notes
Batch 24F0995 - EPA 5030C						Water						
Blank (24F0995-BLK1)			Prepared: 06/28/24 14:32 Analyzed: 06/28/24 17:54									
EPA 8260D												
1,1-Dichloroethene	ND	---	0.400	ug/L	1	---	---	---	---	---	---	
cis-1,2-Dichloroethene	ND	---	0.400	ug/L	1	---	---	---	---	---	---	
trans-1,2-Dichloroethene	ND	---	0.400	ug/L	1	---	---	---	---	---	---	
Trichloroethene (TCE)	ND	---	0.400	ug/L	1	---	---	---	---	---	---	
Vinyl chloride	ND	---	0.200	ug/L	1	---	---	---	---	---	---	
<i>Surr: 1,4-Difluorobenzene (Surr)</i>		<i>Recovery: 99 %</i>		<i>Limits: 80-120 %</i>		<i>Dilution: 1x</i>						
<i>Toluene-d8 (Surr)</i>		<i>100 %</i>		<i>80-120 %</i>		<i>"</i>						
<i>4-Bromofluorobenzene (Surr)</i>		<i>100 %</i>		<i>80-120 %</i>		<i>"</i>						
LCS (24F0995-BS1)						Prepared: 06/28/24 14:32 Analyzed: 06/28/24 17:10						
EPA 8260D												
1,1-Dichloroethene	19.5	---	0.400	ug/L	1	20.0	---	97	80-120%	---	---	
cis-1,2-Dichloroethene	20.8	---	0.400	ug/L	1	20.0	---	104	80-120%	---	---	
trans-1,2-Dichloroethene	19.7	---	0.400	ug/L	1	20.0	---	99	80-120%	---	---	
Trichloroethene (TCE)	20.5	---	0.400	ug/L	1	20.0	---	103	80-120%	---	---	
Vinyl chloride	18.2	---	0.200	ug/L	1	20.0	---	91	80-120%	---	---	
<i>Surr: 1,4-Difluorobenzene (Surr)</i>		<i>Recovery: 97 %</i>		<i>Limits: 80-120 %</i>		<i>Dilution: 1x</i>						
<i>Toluene-d8 (Surr)</i>		<i>99 %</i>		<i>80-120 %</i>		<i>"</i>						
<i>4-Bromofluorobenzene (Surr)</i>		<i>100 %</i>		<i>80-120 %</i>		<i>"</i>						
Duplicate (24F0995-DUP1)						Prepared: 06/28/24 14:32 Analyzed: 06/29/24 00:28						
QC Source Sample: MW-02-20240620 (A4F1412-02)												
EPA 8260D												
1,1-Dichloroethene	ND	---	80.0	ug/L	200	---	ND	---	---	---	30%	
cis-1,2-Dichloroethene	ND	---	80.0	ug/L	200	---	ND	---	---	---	30%	
trans-1,2-Dichloroethene	ND	---	80.0	ug/L	200	---	ND	---	---	---	30%	
Trichloroethene (TCE)	ND	---	80.0	ug/L	200	---	ND	---	---	---	30%	
Vinyl chloride	ND	---	40.0	ug/L	200	---	20.0	---	---	***	30%	
<i>Surr: 1,4-Difluorobenzene (Surr)</i>		<i>Recovery: 101 %</i>		<i>Limits: 80-120 %</i>		<i>Dilution: 1x</i>						
<i>Toluene-d8 (Surr)</i>		<i>101 %</i>		<i>80-120 %</i>		<i>"</i>						
<i>4-Bromofluorobenzene (Surr)</i>		<i>97 %</i>		<i>80-120 %</i>		<i>"</i>						

Apex Laboratories

Philip Nerenberg, Lab Director

The results in this report apply to the samples analyzed in accordance with the chain of custody document(s) and updated by any subsequent written communications. This analytical report must be reproduced in its entirety.



ANALYTICAL REPORT

Apex Laboratories, LLC

6700 S.W. Sandburg Street
Tigard, OR 97223
503-718-2323
ORELAP ID: OR100062

WSP USA Environment & Infrastructure Inc. 15862 SW 72nd Ave. Suite 150 Portland, OR 97224	Project: Mailwell Project Number: 361M119101 Project Manager: John Kuiper	Report ID: A4F1412 - 07 03 24 2010
--	--	---

QUALITY CONTROL (QC) SAMPLE RESULTS

Halogenated Volatile Organic Compounds by EPA 8260D

Analyte	Result	Detection Limit	Reporting Limit	Units	Dilution	Spike Amount	Source Result	% REC	% REC Limits	RPD	RPD Limit	Notes
Batch 24F0995 - EPA 5030C						Water						
Matrix Spike (24F0995-MS1)			Prepared: 06/28/24 14:32 Analyzed: 06/28/24 21:11									
QC Source Sample: Non-SDG (A4F1398-09)												
EPA 8260D												
1,1-Dichloroethene	23.6	---	0.400	ug/L	1	20.0	ND	118	71-131%	---	---	
cis-1,2-Dichloroethene	22.4	---	0.400	ug/L	1	20.0	ND	112	78-123%	---	---	
trans-1,2-Dichloroethene	22.3	---	0.400	ug/L	1	20.0	ND	112	75-124%	---	---	
Trichloroethene (TCE)	21.8	---	0.400	ug/L	1	20.0	ND	109	79-123%	---	---	
Vinyl chloride	21.2	---	0.200	ug/L	1	20.0	ND	106	58-137%	---	---	
<i>Surr: 1,4-Difluorobenzene (Surr)</i>		<i>Recovery: 98 %</i>		<i>Limits: 80-120 %</i>		<i>Dilution: 1x</i>						
<i>Toluene-d8 (Surr)</i>		<i>99 %</i>		<i>80-120 %</i>		<i>"</i>						
<i>4-Bromofluorobenzene (Surr)</i>		<i>98 %</i>		<i>80-120 %</i>		<i>"</i>						

Apex Laboratories

The results in this report apply to the samples analyzed in accordance with the chain of custody document(s) and updated by any subsequent written communications. This analytical report must be reproduced in its entirety.

Philip Nerenberg, Lab Director



ANALYTICAL REPORT

Apex Laboratories, LLC

6700 S.W. Sandburg Street
Tigard, OR 97223
503-718-2323
ORELAP ID: OR100062

WSP USA Environment & Infrastructure Inc.	Project: Mailwell	
15862 SW 72nd Ave. Suite 150	Project Number: 361M119101	Report ID:
Portland, OR 97224	Project Manager: John Kuiper	A4F1412 - 07 03 24 2010

QUALITY CONTROL (QC) SAMPLE RESULTS

Halogenated Volatile Organic Compounds by EPA 8260D

Analyte	Result	Detection Limit	Reporting Limit	Units	Dilution	Spike Amount	Source Result	% REC	% REC Limits	RPD	RPD Limit	Notes
Batch 24F1008 - EPA 5030C						Water						
Blank (24F1008-BLK1)			Prepared: 06/30/24 09:57 Analyzed: 06/30/24 12:45									
<u>EPA 8260D</u>												
Bromobenzene	ND	---	0.500	ug/L	1	---	---	---	---	---	---	
Bromochloromethane	ND	---	1.00	ug/L	1	---	---	---	---	---	---	
Bromodichloromethane	ND	---	1.00	ug/L	1	---	---	---	---	---	---	
Bromoform	ND	---	1.00	ug/L	1	---	---	---	---	---	---	
Bromomethane	ND	---	5.00	ug/L	1	---	---	---	---	---	---	
Carbon tetrachloride	ND	---	1.00	ug/L	1	---	---	---	---	---	---	
Chlorobenzene	ND	---	0.500	ug/L	1	---	---	---	---	---	---	
Chloroethane	ND	---	5.00	ug/L	1	---	---	---	---	---	---	
Chloroform	ND	---	1.00	ug/L	1	---	---	---	---	---	---	
Chloromethane	ND	---	5.00	ug/L	1	---	---	---	---	---	---	
2-Chlorotoluene	ND	---	1.00	ug/L	1	---	---	---	---	---	---	
4-Chlorotoluene	ND	---	1.00	ug/L	1	---	---	---	---	---	---	
Dibromochloromethane	ND	---	1.00	ug/L	1	---	---	---	---	---	---	
1,2-Dibromo-3-chloropropane	ND	---	5.00	ug/L	1	---	---	---	---	---	---	
1,2-Dibromoethane (EDB)	ND	---	0.500	ug/L	1	---	---	---	---	---	---	
Dibromomethane	ND	---	1.00	ug/L	1	---	---	---	---	---	---	
1,2-Dichlorobenzene	ND	---	0.500	ug/L	1	---	---	---	---	---	---	
1,3-Dichlorobenzene	ND	---	0.500	ug/L	1	---	---	---	---	---	---	
1,4-Dichlorobenzene	ND	---	0.500	ug/L	1	---	---	---	---	---	---	
Dichlorodifluoromethane	ND	---	1.00	ug/L	1	---	---	---	---	---	---	
1,1-Dichloroethane	ND	---	0.400	ug/L	1	---	---	---	---	---	---	
1,2-Dichloroethane (EDC)	ND	---	0.400	ug/L	1	---	---	---	---	---	---	
1,1-Dichloroethene	ND	---	0.400	ug/L	1	---	---	---	---	---	---	
cis-1,2-Dichloroethene	ND	---	0.400	ug/L	1	---	---	---	---	---	---	
trans-1,2-Dichloroethene	ND	---	0.400	ug/L	1	---	---	---	---	---	---	
1,2-Dichloropropane	ND	---	0.500	ug/L	1	---	---	---	---	---	---	
1,3-Dichloropropane	ND	---	1.00	ug/L	1	---	---	---	---	---	---	
2,2-Dichloropropane	ND	---	1.00	ug/L	1	---	---	---	---	---	---	
1,1-Dichloropropene	ND	---	1.00	ug/L	1	---	---	---	---	---	---	
cis-1,3-Dichloropropene	ND	---	1.00	ug/L	1	---	---	---	---	---	---	
trans-1,3-Dichloropropene	ND	---	1.00	ug/L	1	---	---	---	---	---	---	
Hexachlorobutadiene	ND	---	5.00	ug/L	1	---	---	---	---	---	---	
Methylene chloride	ND	---	10.0	ug/L	1	---	---	---	---	---	---	

Apex Laboratories

The results in this report apply to the samples analyzed in accordance with the chain of custody document(s) and updated by any subsequent written communications. This analytical report must be reproduced in its entirety.

Philip Nerenberg, Lab Director



ANALYTICAL REPORT

Apex Laboratories, LLC

6700 S.W. Sandburg Street
Tigard, OR 97223
503-718-2323
ORELAP ID: OR100062

WSP USA Environment & Infrastructure Inc.	Project: Mailwell	
15862 SW 72nd Ave. Suite 150	Project Number: 361M119101	Report ID:
Portland, OR 97224	Project Manager: John Kuiper	A4F1412 - 07 03 24 2010

QUALITY CONTROL (QC) SAMPLE RESULTS

Halogenated Volatile Organic Compounds by EPA 8260D

Analyte	Result	Detection Limit	Reporting Limit	Units	Dilution	Spike Amount	Source Result	% REC	% REC Limits	RPD	RPD Limit	Notes
Batch 24F1008 - EPA 5030C												
Water												
Blank (24F1008-BLK1)												
						Prepared: 06/30/24 09:57 Analyzed: 06/30/24 12:45						
1,1,1,2-Tetrachloroethane	ND	---	0.400	ug/L	1	---	---	---	---	---	---	
1,1,2,2-Tetrachloroethane	ND	---	0.500	ug/L	1	---	---	---	---	---	---	
Tetrachloroethene (PCE)	ND	---	0.400	ug/L	1	---	---	---	---	---	---	
1,2,3-Trichlorobenzene	ND	---	2.00	ug/L	1	---	---	---	---	---	---	
1,1,2-Trichloroethane	ND	---	0.500	ug/L	1	---	---	---	---	---	---	
1,2,4-Trichlorobenzene	ND	---	2.00	ug/L	1	---	---	---	---	---	---	
1,1,1-Trichloroethane	ND	---	0.400	ug/L	1	---	---	---	---	---	---	
Trichloroethene (TCE)	ND	---	0.400	ug/L	1	---	---	---	---	---	---	
Trichlorofluoromethane	ND	---	2.00	ug/L	1	---	---	---	---	---	---	
1,2,3-Trichloropropane	ND	---	1.00	ug/L	1	---	---	---	---	---	---	
Vinyl chloride	ND	---	0.200	ug/L	1	---	---	---	---	---	---	
<i>Surr: 1,4-Difluorobenzene (Surr)</i>		<i>Recovery: 102 %</i>		<i>Limits: 80-120 %</i>		<i>Dilution: 1x</i>						
<i>Toluene-d8 (Surr)</i>		<i>101 %</i>		<i>80-120 %</i>		<i>"</i>						
<i>4-Bromofluorobenzene (Surr)</i>		<i>96 %</i>		<i>80-120 %</i>		<i>"</i>						

LCS (24F1008-BS1)												
						Prepared: 06/30/24 09:57 Analyzed: 06/30/24 11:49						
EPA 8260D												
Bromobenzene	19.4	---	0.500	ug/L	1	20.0	---	97	80-120%	---	---	
Bromochloromethane	22.4	---	1.00	ug/L	1	20.0	---	112	80-120%	---	---	
Bromodichloromethane	21.5	---	1.00	ug/L	1	20.0	---	108	80-120%	---	---	
Bromoform	17.9	---	1.00	ug/L	1	20.0	---	89	80-120%	---	---	
Bromomethane	24.5	---	5.00	ug/L	1	20.0	---	122	80-120%	---	---	Q-56
Carbon tetrachloride	21.2	---	1.00	ug/L	1	20.0	---	106	80-120%	---	---	
Chlorobenzene	20.1	---	0.500	ug/L	1	20.0	---	101	80-120%	---	---	
Chloroethane	20.5	---	5.00	ug/L	1	20.0	---	103	80-120%	---	---	
Chloroform	20.9	---	1.00	ug/L	1	20.0	---	105	80-120%	---	---	
Chloromethane	21.9	---	5.00	ug/L	1	20.0	---	110	80-120%	---	---	
2-Chlorotoluene	21.3	---	1.00	ug/L	1	20.0	---	106	80-120%	---	---	
4-Chlorotoluene	22.4	---	1.00	ug/L	1	20.0	---	112	80-120%	---	---	
Dibromochloromethane	18.4	---	1.00	ug/L	1	20.0	---	92	80-120%	---	---	
1,2-Dibromo-3-chloropropane	17.9	---	5.00	ug/L	1	20.0	---	89	80-120%	---	---	
1,2-Dibromoethane (EDB)	21.0	---	0.500	ug/L	1	20.0	---	105	80-120%	---	---	
Dibromomethane	22.0	---	1.00	ug/L	1	20.0	---	110	80-120%	---	---	
1,2-Dichlorobenzene	20.4	---	0.500	ug/L	1	20.0	---	102	80-120%	---	---	

Apex Laboratories

The results in this report apply to the samples analyzed in accordance with the chain of custody document(s) and updated by any subsequent written communications. This analytical report must be reproduced in its entirety.



ANALYTICAL REPORT

Apex Laboratories, LLC

6700 S.W. Sandburg Street
Tigard, OR 97223
503-718-2323
ORELAP ID: OR100062

WSP USA Environment & Infrastructure Inc. 15862 SW 72nd Ave. Suite 150 Portland, OR 97224	Project: Mailwell Project Number: 361M119101 Project Manager: John Kuiper	Report ID: A4F1412 - 07 03 24 2010
--	--	---

QUALITY CONTROL (QC) SAMPLE RESULTS

Halogenated Volatile Organic Compounds by EPA 8260D

Analyte	Result	Detection Limit	Reporting Limit	Units	Dilution	Spike Amount	Source Result	% REC	% REC Limits	RPD	RPD Limit	Notes
Batch 24F1008 - EPA 5030C						Water						
LCS (24F1008-BS1)			Prepared: 06/30/24 09:57 Analyzed: 06/30/24 11:49									
1,3-Dichlorobenzene	21.1	---	0.500	ug/L	1	20.0	---	106	80-120%	---	---	
1,4-Dichlorobenzene	19.4	---	0.500	ug/L	1	20.0	---	97	80-120%	---	---	
Dichlorodifluoromethane	19.0	---	1.00	ug/L	1	20.0	---	95	80-120%	---	---	
1,1-Dichloroethane	22.4	---	0.400	ug/L	1	20.0	---	112	80-120%	---	---	
1,2-Dichloroethane (EDC)	21.6	---	0.400	ug/L	1	20.0	---	108	80-120%	---	---	
1,1-Dichloroethene	24.0	---	0.400	ug/L	1	20.0	---	120	80-120%	---	---	
cis-1,2-Dichloroethene	21.8	---	0.400	ug/L	1	20.0	---	109	80-120%	---	---	
trans-1,2-Dichloroethene	23.4	---	0.400	ug/L	1	20.0	---	117	80-120%	---	---	
1,2-Dichloropropane	21.8	---	0.500	ug/L	1	20.0	---	109	80-120%	---	---	
1,3-Dichloropropane	21.5	---	1.00	ug/L	1	20.0	---	108	80-120%	---	---	
2,2-Dichloropropane	22.8	---	1.00	ug/L	1	20.0	---	114	80-120%	---	---	
1,1-Dichloropropene	21.5	---	1.00	ug/L	1	20.0	---	108	80-120%	---	---	
cis-1,3-Dichloropropene	19.0	---	1.00	ug/L	1	20.0	---	95	80-120%	---	---	
trans-1,3-Dichloropropene	19.2	---	1.00	ug/L	1	20.0	---	96	80-120%	---	---	
Hexachlorobutadiene	18.9	---	5.00	ug/L	1	20.0	---	94	80-120%	---	---	
Methylene chloride	21.7	---	10.0	ug/L	1	20.0	---	108	80-120%	---	---	
1,1,1,2-Tetrachloroethane	21.2	---	0.400	ug/L	1	20.0	---	106	80-120%	---	---	
1,1,2,2-Tetrachloroethane	21.0	---	0.500	ug/L	1	20.0	---	105	80-120%	---	---	
Tetrachloroethene (PCE)	20.2	---	0.400	ug/L	1	20.0	---	101	80-120%	---	---	
1,2,3-Trichlorobenzene	18.6	---	2.00	ug/L	1	20.0	---	93	80-120%	---	---	
1,1,2-Trichloroethane	21.4	---	0.500	ug/L	1	20.0	---	107	80-120%	---	---	
1,2,4-Trichlorobenzene	17.6	---	2.00	ug/L	1	20.0	---	88	80-120%	---	---	
1,1,1-Trichloroethane	21.6	---	0.400	ug/L	1	20.0	---	108	80-120%	---	---	
Trichloroethene (TCE)	20.8	---	0.400	ug/L	1	20.0	---	104	80-120%	---	---	
Trichlorofluoromethane	22.5	---	2.00	ug/L	1	20.0	---	113	80-120%	---	---	
1,2,3-Trichloropropane	21.0	---	1.00	ug/L	1	20.0	---	105	80-120%	---	---	
Vinyl chloride	20.4	---	0.200	ug/L	1	20.0	---	102	80-120%	---	---	
<i>Surr: 1,4-Difluorobenzene (Surr)</i>		<i>Recovery: 100 %</i>		<i>Limits: 80-120 %</i>		<i>Dilution: 1x</i>						
<i>Toluene-d8 (Surr)</i>		<i>100 %</i>		<i>80-120 %</i>		<i>"</i>						
<i>4-Bromofluorobenzene (Surr)</i>		<i>96 %</i>		<i>80-120 %</i>		<i>"</i>						

Duplicate (24F1008-DUP1) Prepared: 06/30/24 09:57 Analyzed: 06/30/24 20:47

QC Source Sample: MW-07-20240620 (A4F1412-07RE1)
EPA 8260D

Apex Laboratories

The results in this report apply to the samples analyzed in accordance with the chain of custody document(s) and updated by any subsequent written communications. This analytical report must be reproduced in its entirety.

Philip Nerenberg, Lab Director



ANALYTICAL REPORT

Apex Laboratories, LLC

6700 S.W. Sandburg Street
Tigard, OR 97223
503-718-2323
ORELAP ID: OR100062

WSP USA Environment & Infrastructure Inc.	Project: Mailwell	
15862 SW 72nd Ave. Suite 150	Project Number: 361M119101	Report ID:
Portland, OR 97224	Project Manager: John Kuiper	A4F1412 - 07 03 24 2010

QUALITY CONTROL (QC) SAMPLE RESULTS

Halogenated Volatile Organic Compounds by EPA 8260D

Analyte	Result	Detection Limit	Reporting Limit	Units	Dilution	Spike Amount	Source Result	% REC	% REC Limits	RPD	RPD Limit	Notes
Batch 24F1008 - EPA 5030C						Water						
Duplicate (24F1008-DUP1)						Prepared: 06/30/24 09:57 Analyzed: 06/30/24 20:47						
QC Source Sample: MW-07-20240620 (A4F1412-07RE1)												
Bromobenzene	ND	---	5.00	ug/L	10	---	ND	---	---	---	30%	
Bromochloromethane	ND	---	10.0	ug/L	10	---	ND	---	---	---	30%	
Bromodichloromethane	ND	---	10.0	ug/L	10	---	ND	---	---	---	30%	
Bromoform	ND	---	10.0	ug/L	10	---	ND	---	---	---	30%	
Bromomethane	ND	---	50.0	ug/L	10	---	ND	---	---	---	30%	
Carbon tetrachloride	ND	---	10.0	ug/L	10	---	ND	---	---	---	30%	
Chlorobenzene	ND	---	5.00	ug/L	10	---	ND	---	---	---	30%	
Chloroethane	ND	---	50.0	ug/L	10	---	ND	---	---	---	30%	
Chloroform	ND	---	10.0	ug/L	10	---	ND	---	---	---	30%	
Chloromethane	ND	---	50.0	ug/L	10	---	ND	---	---	---	30%	
2-Chlorotoluene	ND	---	10.0	ug/L	10	---	ND	---	---	---	30%	
4-Chlorotoluene	ND	---	10.0	ug/L	10	---	ND	---	---	---	30%	
Dibromochloromethane	ND	---	10.0	ug/L	10	---	ND	---	---	---	30%	
1,2-Dibromo-3-chloropropane	ND	---	50.0	ug/L	10	---	ND	---	---	---	30%	
1,2-Dibromoethane (EDB)	ND	---	5.00	ug/L	10	---	ND	---	---	---	30%	
Dibromomethane	ND	---	10.0	ug/L	10	---	ND	---	---	---	30%	
1,2-Dichlorobenzene	ND	---	5.00	ug/L	10	---	ND	---	---	---	30%	
1,3-Dichlorobenzene	ND	---	5.00	ug/L	10	---	ND	---	---	---	30%	
1,4-Dichlorobenzene	ND	---	5.00	ug/L	10	---	ND	---	---	---	30%	
Dichlorodifluoromethane	ND	---	10.0	ug/L	10	---	ND	---	---	---	30%	
1,1-Dichloroethane	ND	---	4.00	ug/L	10	---	ND	---	---	---	30%	
1,2-Dichloroethane (EDC)	ND	---	4.00	ug/L	10	---	ND	---	---	---	30%	
1,1-Dichloroethene	4.00	---	4.00	ug/L	10	---	3.90	---	---	3	30%	
cis-1,2-Dichloroethene	987	---	4.00	ug/L	10	---	929	---	---	6	30%	
trans-1,2-Dichloroethene	ND	---	4.00	ug/L	10	---	2.50	---	---	***	30%	
1,2-Dichloropropane	ND	---	5.00	ug/L	10	---	ND	---	---	---	30%	
1,3-Dichloropropane	ND	---	10.0	ug/L	10	---	ND	---	---	---	30%	
2,2-Dichloropropane	ND	---	10.0	ug/L	10	---	ND	---	---	---	30%	
1,1-Dichloropropene	ND	---	10.0	ug/L	10	---	ND	---	---	---	30%	
cis-1,3-Dichloropropene	ND	---	10.0	ug/L	10	---	ND	---	---	---	30%	
trans-1,3-Dichloropropene	ND	---	10.0	ug/L	10	---	ND	---	---	---	30%	
Hexachlorobutadiene	ND	---	50.0	ug/L	10	---	ND	---	---	---	30%	
Methylene chloride	ND	---	100	ug/L	10	---	ND	---	---	---	30%	

Apex Laboratories

The results in this report apply to the samples analyzed in accordance with the chain of custody document(s) and updated by any subsequent written communications. This analytical report must be reproduced in its entirety.

Philip Nerenberg, Lab Director



ANALYTICAL REPORT

Apex Laboratories, LLC

6700 S.W. Sandburg Street
Tigard, OR 97223
503-718-2323
ORELAP ID: OR100062

WSP USA Environment & Infrastructure Inc. 15862 SW 72nd Ave. Suite 150 Portland, OR 97224	Project: Mailwell Project Number: 361M119101 Project Manager: John Kuiper	Report ID: A4F1412 - 07 03 24 2010
--	--	---

QUALITY CONTROL (QC) SAMPLE RESULTS

Halogenated Volatile Organic Compounds by EPA 8260D

Analyte	Result	Detection Limit	Reporting Limit	Units	Dilution	Spike Amount	Source Result	% REC	% REC Limits	RPD	RPD Limit	Notes
Batch 24F1008 - EPA 5030C						Water						
Duplicate (24F1008-DUP1)			Prepared: 06/30/24 09:57 Analyzed: 06/30/24 20:47									
QC Source Sample: MW-07-20240620 (A4F1412-07RE1)												
1,1,1,2-Tetrachloroethane	ND	---	4.00	ug/L	10	---	ND	---	---	---	30%	
1,1,2,2-Tetrachloroethane	ND	---	5.00	ug/L	10	---	ND	---	---	---	30%	
Tetrachloroethene (PCE)	767	---	4.00	ug/L	10	---	759	---	---	1	30%	
1,2,3-Trichlorobenzene	ND	---	20.0	ug/L	10	---	ND	---	---	---	30%	
1,1,2-Trichloroethane	ND	---	5.00	ug/L	10	---	ND	---	---	---	30%	
1,2,4-Trichlorobenzene	ND	---	20.0	ug/L	10	---	ND	---	---	---	30%	
1,1,1-Trichloroethane	ND	---	4.00	ug/L	10	---	ND	---	---	---	30%	
Trichloroethene (TCE)	877	---	4.00	ug/L	10	---	846	---	---	4	30%	
Trichlorofluoromethane	ND	---	20.0	ug/L	10	---	ND	---	---	---	30%	
1,2,3-Trichloropropane	ND	---	10.0	ug/L	10	---	ND	---	---	---	30%	
Vinyl chloride	9.20	---	2.00	ug/L	10	---	8.20	---	---	11	30%	
<i>Surr: 1,4-Difluorobenzene (Surr)</i>		<i>Recovery: 109 %</i>		<i>Limits: 80-120 %</i>		<i>Dilution: 1x</i>						
<i>Toluene-d8 (Surr)</i>		<i>102 %</i>		<i>80-120 %</i>		<i>"</i>						
<i>4-Bromofluorobenzene (Surr)</i>		<i>96 %</i>		<i>80-120 %</i>		<i>"</i>						

Matrix Spike (24F1008-MS1)			Prepared: 06/30/24 09:57 Analyzed: 06/30/24 19:41									
QC Source Sample: Non-SDG (A4F1422-01RE1)												
EPA 8260D												
Bromobenzene	1840	---	50.0	ug/L	100	2000	ND	92	80-120%	---	---	
Bromochloromethane	2250	---	100	ug/L	100	2000	ND	112	78-123%	---	---	
Bromodichloromethane	2120	---	100	ug/L	100	2000	ND	106	79-125%	---	---	
Bromoform	1690	---	100	ug/L	100	2000	ND	84	66-130%	---	---	
Bromomethane	2490	---	500	ug/L	100	2000	ND	124	53-141%	---	---	Q-54a
Carbon tetrachloride	2180	---	100	ug/L	100	2000	ND	109	72-136%	---	---	
Chlorobenzene	1990	---	50.0	ug/L	100	2000	ND	99	80-120%	---	---	
Chloroethane	2270	---	500	ug/L	100	2000	ND	114	60-138%	---	---	
Chloroform	2090	---	100	ug/L	100	2000	ND	104	79-124%	---	---	
Chloromethane	2330	---	500	ug/L	100	2000	ND	116	50-139%	---	---	
2-Chlorotoluene	2070	---	100	ug/L	100	2000	ND	103	79-122%	---	---	
4-Chlorotoluene	2190	---	100	ug/L	100	2000	ND	109	78-122%	---	---	
Dibromochloromethane	1750	---	100	ug/L	100	2000	ND	88	74-126%	---	---	
1,2-Dibromo-3-chloropropane	1600	---	500	ug/L	100	2000	ND	80	62-128%	---	---	
1,2-Dibromoethane (EDB)	2020	---	50.0	ug/L	100	2000	ND	101	77-121%	---	---	

Apex Laboratories

Philip Nerenberg, Lab Director

The results in this report apply to the samples analyzed in accordance with the chain of custody document(s) and updated by any subsequent written communications. This analytical report must be reproduced in its entirety.



ANALYTICAL REPORT

Apex Laboratories, LLC

6700 S.W. Sandburg Street
Tigard, OR 97223
503-718-2323
ORELAP ID: OR100062

WSP USA Environment & Infrastructure Inc.	Project: Mailwell	
15862 SW 72nd Ave. Suite 150	Project Number: 361M119101	Report ID:
Portland, OR 97224	Project Manager: John Kuiper	A4F1412 - 07 03 24 2010

QUALITY CONTROL (QC) SAMPLE RESULTS

Halogenated Volatile Organic Compounds by EPA 8260D

Analyte	Result	Detection Limit	Reporting Limit	Units	Dilution	Spike Amount	Source Result	% REC	% REC Limits	RPD	RPD Limit	Notes
Batch 24F1008 - EPA 5030C						Water						
Matrix Spike (24F1008-MS1)						Prepared: 06/30/24 09:57 Analyzed: 06/30/24 19:41						
QC Source Sample: Non-SDG (A4F1422-01RE1)												
Dibromomethane	2160	---	100	ug/L	100	2000	ND	108	79-123%	---	---	
1,2-Dichlorobenzene	1950	---	50.0	ug/L	100	2000	ND	98	80-120%	---	---	
1,3-Dichlorobenzene	2050	---	50.0	ug/L	100	2000	ND	103	80-120%	---	---	
1,4-Dichlorobenzene	1890	---	50.0	ug/L	100	2000	ND	95	79-120%	---	---	
Dichlorodifluoromethane	2110	---	100	ug/L	100	2000	ND	106	32-152%	---	---	
1,1-Dichloroethane	2230	---	40.0	ug/L	100	2000	ND	112	77-125%	---	---	
1,2-Dichloroethane (EDC)	2120	---	40.0	ug/L	100	2000	ND	106	73-128%	---	---	
1,1-Dichloroethene	2520	---	40.0	ug/L	100	2000	ND	126	71-131%	---	---	
cis-1,2-Dichloroethene	2990	---	40.0	ug/L	100	2000	740	112	78-123%	---	---	
trans-1,2-Dichloroethene	2460	---	40.0	ug/L	100	2000	ND	123	75-124%	---	---	
1,2-Dichloropropane	2150	---	50.0	ug/L	100	2000	ND	108	78-122%	---	---	
1,3-Dichloropropane	2040	---	100	ug/L	100	2000	ND	102	80-120%	---	---	
2,2-Dichloropropane	2140	---	100	ug/L	100	2000	ND	107	60-139%	---	---	
1,1-Dichloropropene	2200	---	100	ug/L	100	2000	ND	110	79-125%	---	---	
cis-1,3-Dichloropropene	1650	---	100	ug/L	100	2000	ND	83	75-124%	---	---	
trans-1,3-Dichloropropene	1830	---	100	ug/L	100	2000	ND	91	73-127%	---	---	
Hexachlorobutadiene	1900	---	500	ug/L	100	2000	ND	95	66-134%	---	---	
Methylene chloride	2220	---	1000	ug/L	100	2000	ND	111	74-124%	---	---	
1,1,1,2-Tetrachloroethane	2070	---	40.0	ug/L	100	2000	ND	103	78-124%	---	---	
1,1,2,2-Tetrachloroethane	2010	---	50.0	ug/L	100	2000	ND	100	71-121%	---	---	
Tetrachloroethene (PCE)	5270	---	40.0	ug/L	100	2000	3120	108	74-129%	---	---	
1,2,3-Trichlorobenzene	1740	---	200	ug/L	100	2000	ND	87	69-129%	---	---	
1,1,2-Trichloroethane	2050	---	50.0	ug/L	100	2000	ND	102	80-120%	---	---	
1,2,4-Trichlorobenzene	1630	---	200	ug/L	100	2000	ND	82	69-130%	---	---	
1,1,1-Trichloroethane	2250	---	40.0	ug/L	100	2000	ND	113	74-131%	---	---	
Trichloroethene (TCE)	2740	---	40.0	ug/L	100	2000	638	105	79-123%	---	---	
Trichlorofluoromethane	2500	---	200	ug/L	100	2000	ND	125	65-141%	---	---	
1,2,3-Trichloropropane	1980	---	100	ug/L	100	2000	ND	99	73-122%	---	---	
Vinyl chloride	2270	---	20.0	ug/L	100	2000	54.0	111	58-137%	---	---	
<i>Surr: 1,4-Difluorobenzene (Surr)</i>		<i>Recovery: 101 %</i>		<i>Limits: 80-120 %</i>		<i>Dilution: 1x</i>						
<i>Toluene-d8 (Surr)</i>		<i>100 %</i>		<i>80-120 %</i>		<i>"</i>						
<i>4-Bromofluorobenzene (Surr)</i>		<i>94 %</i>		<i>80-120 %</i>		<i>"</i>						

Apex Laboratories

Philip Nerenberg, Lab Director

The results in this report apply to the samples analyzed in accordance with the chain of custody document(s) and updated by any subsequent written communications. This analytical report must be reproduced in its entirety.



ANALYTICAL REPORT

Apex Laboratories, LLC

6700 S.W. Sandburg Street
Tigard, OR 97223
503-718-2323
ORELAP ID: OR100062

WSP USA Environment & Infrastructure Inc.	Project: Mailwell	
15862 SW 72nd Ave. Suite 150	Project Number: 361M119101	Report ID:
Portland, OR 97224	Project Manager: John Kuiper	A4F1412 - 07 03 24 2010

QUALITY CONTROL (QC) SAMPLE RESULTS

Halogenated Volatile Organic Compounds by EPA 8260D

Analyte	Result	Detection Limit	Reporting Limit	Units	Dilution	Spike Amount	Source Result	% REC	% REC Limits	RPD	RPD Limit	Notes
Batch 24G0003 - EPA 5030C						Water						
Blank (24G0003-BLK1)			Prepared: 07/01/24 08:33 Analyzed: 07/01/24 11:02									
<u>EPA 8260D</u>												
Bromobenzene	ND	---	0.500	ug/L	1	---	---	---	---	---	---	
Bromochloromethane	ND	---	1.00	ug/L	1	---	---	---	---	---	---	
Bromodichloromethane	ND	---	1.00	ug/L	1	---	---	---	---	---	---	
Bromoform	ND	---	1.00	ug/L	1	---	---	---	---	---	---	
Bromomethane	ND	---	5.00	ug/L	1	---	---	---	---	---	---	
Carbon tetrachloride	ND	---	1.00	ug/L	1	---	---	---	---	---	---	
Chlorobenzene	ND	---	0.500	ug/L	1	---	---	---	---	---	---	
Chloroethane	ND	---	5.00	ug/L	1	---	---	---	---	---	---	
Chloroform	ND	---	1.00	ug/L	1	---	---	---	---	---	---	
Chloromethane	ND	---	5.00	ug/L	1	---	---	---	---	---	---	
2-Chlorotoluene	ND	---	1.00	ug/L	1	---	---	---	---	---	---	
4-Chlorotoluene	ND	---	1.00	ug/L	1	---	---	---	---	---	---	
Dibromochloromethane	ND	---	1.00	ug/L	1	---	---	---	---	---	---	
1,2-Dibromo-3-chloropropane	ND	---	5.00	ug/L	1	---	---	---	---	---	---	
1,2-Dibromoethane (EDB)	ND	---	0.500	ug/L	1	---	---	---	---	---	---	
Dibromomethane	ND	---	1.00	ug/L	1	---	---	---	---	---	---	
1,2-Dichlorobenzene	ND	---	0.500	ug/L	1	---	---	---	---	---	---	
1,3-Dichlorobenzene	ND	---	0.500	ug/L	1	---	---	---	---	---	---	
1,4-Dichlorobenzene	ND	---	0.500	ug/L	1	---	---	---	---	---	---	
Dichlorodifluoromethane	ND	---	1.00	ug/L	1	---	---	---	---	---	---	
1,1-Dichloroethane	ND	---	0.400	ug/L	1	---	---	---	---	---	---	
1,2-Dichloroethane (EDC)	ND	---	0.400	ug/L	1	---	---	---	---	---	---	
1,1-Dichloroethene	ND	---	0.400	ug/L	1	---	---	---	---	---	---	
cis-1,2-Dichloroethene	ND	---	0.400	ug/L	1	---	---	---	---	---	---	
trans-1,2-Dichloroethene	ND	---	0.400	ug/L	1	---	---	---	---	---	---	
1,2-Dichloropropane	ND	---	0.500	ug/L	1	---	---	---	---	---	---	
1,3-Dichloropropane	ND	---	1.00	ug/L	1	---	---	---	---	---	---	
2,2-Dichloropropane	ND	---	1.00	ug/L	1	---	---	---	---	---	---	
1,1-Dichloropropene	ND	---	1.00	ug/L	1	---	---	---	---	---	---	
cis-1,3-Dichloropropene	ND	---	1.00	ug/L	1	---	---	---	---	---	---	
trans-1,3-Dichloropropene	ND	---	1.00	ug/L	1	---	---	---	---	---	---	
Hexachlorobutadiene	ND	---	5.00	ug/L	1	---	---	---	---	---	---	
Methylene chloride	ND	---	10.0	ug/L	1	---	---	---	---	---	---	

Apex Laboratories

The results in this report apply to the samples analyzed in accordance with the chain of custody document(s) and updated by any subsequent written communications. This analytical report must be reproduced in its entirety.

Philip Nerenberg, Lab Director



ANALYTICAL REPORT

Apex Laboratories, LLC

6700 S.W. Sandburg Street
Tigard, OR 97223
503-718-2323
ORELAP ID: OR100062

WSP USA Environment & Infrastructure Inc. 15862 SW 72nd Ave. Suite 150 Portland, OR 97224	Project: Mailwell Project Number: 361M119101 Project Manager: John Kuiper	Report ID: A4F1412 - 07 03 24 2010
--	--	---

QUALITY CONTROL (QC) SAMPLE RESULTS

Halogenated Volatile Organic Compounds by EPA 8260D

Analyte	Result	Detection Limit	Reporting Limit	Units	Dilution	Spike Amount	Source Result	% REC	% REC Limits	RPD	RPD Limit	Notes
Batch 24G0003 - EPA 5030C												
Water												
Blank (24G0003-BLK1)												
Prepared: 07/01/24 08:33						Analyzed: 07/01/24 11:02						
1,1,1,2-Tetrachloroethane	ND	---	0.400	ug/L	1	---	---	---	---	---	---	
1,1,2,2-Tetrachloroethane	ND	---	0.500	ug/L	1	---	---	---	---	---	---	
Tetrachloroethene (PCE)	ND	---	0.400	ug/L	1	---	---	---	---	---	---	
1,2,3-Trichlorobenzene	ND	---	2.00	ug/L	1	---	---	---	---	---	---	
1,1,2-Trichloroethane	ND	---	0.500	ug/L	1	---	---	---	---	---	---	
1,2,4-Trichlorobenzene	ND	---	2.00	ug/L	1	---	---	---	---	---	---	
1,1,1-Trichloroethane	ND	---	0.400	ug/L	1	---	---	---	---	---	---	
Trichloroethene (TCE)	ND	---	0.400	ug/L	1	---	---	---	---	---	---	
Trichlorofluoromethane	ND	---	2.00	ug/L	1	---	---	---	---	---	---	
1,2,3-Trichloropropane	ND	---	1.00	ug/L	1	---	---	---	---	---	---	
Vinyl chloride	ND	---	0.200	ug/L	1	---	---	---	---	---	---	
<i>Surr: 1,4-Difluorobenzene (Surr)</i>		<i>Recovery: 103 %</i>		<i>Limits: 80-120 %</i>		<i>Dilution: 1x</i>						
<i>Toluene-d8 (Surr)</i>		<i>103 %</i>		<i>80-120 %</i>		<i>"</i>						
<i>4-Bromofluorobenzene (Surr)</i>		<i>95 %</i>		<i>80-120 %</i>		<i>"</i>						

LCS (24G0003-BS1)												
Prepared: 07/01/24 08:33						Analyzed: 07/01/24 10:00						
EPA 8260D												
Bromobenzene	18.7	---	0.500	ug/L	1	20.0	---	94	80-120%	---	---	
Bromochloromethane	23.3	---	1.00	ug/L	1	20.0	---	117	80-120%	---	---	
Bromodichloromethane	22.3	---	1.00	ug/L	1	20.0	---	112	80-120%	---	---	
Bromoform	18.1	---	1.00	ug/L	1	20.0	---	90	80-120%	---	---	
Bromomethane	25.3	---	5.00	ug/L	1	20.0	---	126	80-120%	---	---	Q-56
Carbon tetrachloride	21.6	---	1.00	ug/L	1	20.0	---	108	80-120%	---	---	
Chlorobenzene	20.4	---	0.500	ug/L	1	20.0	---	102	80-120%	---	---	
Chloroethane	21.2	---	5.00	ug/L	1	20.0	---	106	80-120%	---	---	
Chloroform	21.3	---	1.00	ug/L	1	20.0	---	107	80-120%	---	---	
Chloromethane	22.6	---	5.00	ug/L	1	20.0	---	113	80-120%	---	---	
2-Chlorotoluene	20.8	---	1.00	ug/L	1	20.0	---	104	80-120%	---	---	
4-Chlorotoluene	21.9	---	1.00	ug/L	1	20.0	---	110	80-120%	---	---	
Dibromochloromethane	18.4	---	1.00	ug/L	1	20.0	---	92	80-120%	---	---	
1,2-Dibromo-3-chloropropane	16.8	---	5.00	ug/L	1	20.0	---	84	80-120%	---	---	
1,2-Dibromoethane (EDB)	20.7	---	0.500	ug/L	1	20.0	---	104	80-120%	---	---	
Dibromomethane	21.9	---	1.00	ug/L	1	20.0	---	109	80-120%	---	---	
1,2-Dichlorobenzene	20.0	---	0.500	ug/L	1	20.0	---	100	80-120%	---	---	

Apex Laboratories

The results in this report apply to the samples analyzed in accordance with the chain of custody document(s) and updated by any subsequent written communications. This analytical report must be reproduced in its entirety.



ANALYTICAL REPORT

Apex Laboratories, LLC

6700 S.W. Sandburg Street
Tigard, OR 97223
503-718-2323
ORELAP ID: OR100062

WSP USA Environment & Infrastructure Inc.	Project: Mailwell	
15862 SW 72nd Ave. Suite 150	Project Number: 361M119101	Report ID:
Portland, OR 97224	Project Manager: John Kuiper	A4F1412 - 07 03 24 2010

QUALITY CONTROL (QC) SAMPLE RESULTS

Halogenated Volatile Organic Compounds by EPA 8260D

Analyte	Result	Detection Limit	Reporting Limit	Units	Dilution	Spike Amount	Source Result	% REC	% REC Limits	RPD	RPD Limit	Notes
Batch 24G0003 - EPA 5030C						Water						
LCS (24G0003-BS1)			Prepared: 07/01/24 08:33 Analyzed: 07/01/24 10:00									
1,3-Dichlorobenzene	20.8	---	0.500	ug/L	1	20.0	---	104	80-120%	---	---	
1,4-Dichlorobenzene	19.5	---	0.500	ug/L	1	20.0	---	98	80-120%	---	---	
Dichlorodifluoromethane	19.5	---	1.00	ug/L	1	20.0	---	98	80-120%	---	---	
1,1-Dichloroethane	22.7	---	0.400	ug/L	1	20.0	---	113	80-120%	---	---	
1,2-Dichloroethane (EDC)	22.3	---	0.400	ug/L	1	20.0	---	111	80-120%	---	---	
1,1-Dichloroethene	24.8	---	0.400	ug/L	1	20.0	---	124	80-120%	---	---	Q-56
cis-1,2-Dichloroethene	21.6	---	0.400	ug/L	1	20.0	---	108	80-120%	---	---	
trans-1,2-Dichloroethene	25.0	---	0.400	ug/L	1	20.0	---	125	80-120%	---	---	Q-56
1,2-Dichloropropane	21.5	---	0.500	ug/L	1	20.0	---	108	80-120%	---	---	
1,3-Dichloropropane	21.3	---	1.00	ug/L	1	20.0	---	107	80-120%	---	---	
2,2-Dichloropropane	24.1	---	1.00	ug/L	1	20.0	---	120	80-120%	---	---	
1,1-Dichloropropene	21.0	---	1.00	ug/L	1	20.0	---	105	80-120%	---	---	
cis-1,3-Dichloropropene	18.9	---	1.00	ug/L	1	20.0	---	94	80-120%	---	---	
trans-1,3-Dichloropropene	19.6	---	1.00	ug/L	1	20.0	---	98	80-120%	---	---	
Hexachlorobutadiene	19.0	---	5.00	ug/L	1	20.0	---	95	80-120%	---	---	
Methylene chloride	23.8	---	10.0	ug/L	1	20.0	---	119	80-120%	---	---	
1,1,1,2-Tetrachloroethane	21.5	---	0.400	ug/L	1	20.0	---	108	80-120%	---	---	
1,1,2,2-Tetrachloroethane	21.3	---	0.500	ug/L	1	20.0	---	107	80-120%	---	---	
Tetrachloroethene (PCE)	20.1	---	0.400	ug/L	1	20.0	---	101	80-120%	---	---	
1,2,3-Trichlorobenzene	17.8	---	2.00	ug/L	1	20.0	---	89	80-120%	---	---	
1,1,2-Trichloroethane	21.4	---	0.500	ug/L	1	20.0	---	107	80-120%	---	---	
1,2,4-Trichlorobenzene	16.5	---	2.00	ug/L	1	20.0	---	83	80-120%	---	---	
1,1,1-Trichloroethane	22.4	---	0.400	ug/L	1	20.0	---	112	80-120%	---	---	
Trichloroethene (TCE)	20.3	---	0.400	ug/L	1	20.0	---	101	80-120%	---	---	
Trichlorofluoromethane	24.2	---	2.00	ug/L	1	20.0	---	121	80-120%	---	---	Q-56
1,2,3-Trichloropropane	20.3	---	1.00	ug/L	1	20.0	---	101	80-120%	---	---	
Vinyl chloride	21.4	---	0.200	ug/L	1	20.0	---	107	80-120%	---	---	
<i>Surr: 1,4-Difluorobenzene (Surr)</i>		<i>Recovery: 100 %</i>		<i>Limits: 80-120 %</i>		<i>Dilution: 1x</i>						
<i>Toluene-d8 (Surr)</i>		<i>101 %</i>		<i>80-120 %</i>		<i>"</i>						
<i>4-Bromofluorobenzene (Surr)</i>		<i>93 %</i>		<i>80-120 %</i>		<i>"</i>						

Duplicate (24G0003-DUP1)			Prepared: 07/01/24 08:33 Analyzed: 07/01/24 17:17									
QC Source Sample: Non-SDG (A4F1604-01RE1)												
Bromobenzene	ND	---	12.5	ug/L	25	---	ND	---	---	---	30%	

Apex Laboratories

The results in this report apply to the samples analyzed in accordance with the chain of custody document(s) and updated by any subsequent written communications. This analytical report must be reproduced in its entirety.



ANALYTICAL REPORT

Apex Laboratories, LLC

6700 S.W. Sandburg Street
Tigard, OR 97223
503-718-2323
ORELAP ID: OR100062

WSP USA Environment & Infrastructure Inc. 15862 SW 72nd Ave. Suite 150 Portland, OR 97224	Project: Mailwell Project Number: 361M119101 Project Manager: John Kuiper	Report ID: A4F1412 - 07 03 24 2010
--	--	--

QUALITY CONTROL (QC) SAMPLE RESULTS

Halogenated Volatile Organic Compounds by EPA 8260D

Analyte	Result	Detection Limit	Reporting Limit	Units	Dilution	Spike Amount	Source Result	% REC	% REC Limits	RPD	RPD Limit	Notes
Batch 24G0003 - EPA 5030C						Water						
Duplicate (24G0003-DUP1)						Prepared: 07/01/24 08:33 Analyzed: 07/01/24 17:17						
QC Source Sample: Non-SDG (A4F1604-01RE1)												
Bromochloromethane	ND	---	25.0	ug/L	25	---	ND	---	---	---	30%	
Bromodichloromethane	ND	---	25.0	ug/L	25	---	ND	---	---	---	30%	
Bromoform	ND	---	25.0	ug/L	25	---	ND	---	---	---	30%	
Bromomethane	ND	---	125	ug/L	25	---	ND	---	---	---	30%	
Carbon tetrachloride	ND	---	25.0	ug/L	25	---	ND	---	---	---	30%	
Chlorobenzene	ND	---	12.5	ug/L	25	---	ND	---	---	---	30%	
Chloroethane	ND	---	125	ug/L	25	---	ND	---	---	---	30%	
Chloroform	ND	---	25.0	ug/L	25	---	ND	---	---	---	30%	
Chloromethane	ND	---	125	ug/L	25	---	ND	---	---	---	30%	
2-Chlorotoluene	ND	---	25.0	ug/L	25	---	ND	---	---	---	30%	
4-Chlorotoluene	ND	---	25.0	ug/L	25	---	ND	---	---	---	30%	
Dibromochloromethane	ND	---	25.0	ug/L	25	---	ND	---	---	---	30%	
1,2-Dibromo-3-chloropropane	ND	---	125	ug/L	25	---	ND	---	---	---	30%	
1,2-Dibromoethane (EDB)	ND	---	12.5	ug/L	25	---	ND	---	---	---	30%	
Dibromomethane	ND	---	25.0	ug/L	25	---	ND	---	---	---	30%	
1,2-Dichlorobenzene	ND	---	12.5	ug/L	25	---	ND	---	---	---	30%	
1,3-Dichlorobenzene	ND	---	12.5	ug/L	25	---	ND	---	---	---	30%	
1,4-Dichlorobenzene	ND	---	12.5	ug/L	25	---	ND	---	---	---	30%	
Dichlorodifluoromethane	ND	---	25.0	ug/L	25	---	ND	---	---	---	30%	
1,1-Dichloroethane	ND	---	10.0	ug/L	25	---	ND	---	---	---	30%	
1,2-Dichloroethane (EDC)	ND	---	10.0	ug/L	25	---	ND	---	---	---	30%	
1,1-Dichloroethene	ND	---	10.0	ug/L	25	---	ND	---	---	---	30%	
cis-1,2-Dichloroethene	ND	---	10.0	ug/L	25	---	ND	---	---	---	30%	
trans-1,2-Dichloroethene	ND	---	10.0	ug/L	25	---	ND	---	---	---	30%	
1,2-Dichloropropane	ND	---	12.5	ug/L	25	---	ND	---	---	---	30%	
1,3-Dichloropropane	ND	---	25.0	ug/L	25	---	ND	---	---	---	30%	
2,2-Dichloropropane	ND	---	25.0	ug/L	25	---	ND	---	---	---	30%	
1,1-Dichloropropene	ND	---	25.0	ug/L	25	---	ND	---	---	---	30%	
cis-1,3-Dichloropropene	ND	---	25.0	ug/L	25	---	ND	---	---	---	30%	
trans-1,3-Dichloropropene	ND	---	25.0	ug/L	25	---	ND	---	---	---	30%	
Hexachlorobutadiene	ND	---	125	ug/L	25	---	ND	---	---	---	30%	
Methylene chloride	ND	---	250	ug/L	25	---	ND	---	---	---	30%	
1,1,1,2-Tetrachloroethane	ND	---	10.0	ug/L	25	---	ND	---	---	---	30%	

Apex Laboratories

The results in this report apply to the samples analyzed in accordance with the chain of custody document(s) and updated by any subsequent written communications. This analytical report must be reproduced in its entirety.

Philip Nerenberg, Lab Director



ANALYTICAL REPORT

Apex Laboratories, LLC

6700 S.W. Sandburg Street
Tigard, OR 97223
503-718-2323
ORELAP ID: OR100062

WSP USA Environment & Infrastructure Inc. 15862 SW 72nd Ave. Suite 150 Portland, OR 97224	Project: Mailwell Project Number: 361M119101 Project Manager: John Kuiper	Report ID: A4F1412 - 07 03 24 2010
--	--	---

QUALITY CONTROL (QC) SAMPLE RESULTS

Halogenated Volatile Organic Compounds by EPA 8260D

Analyte	Result	Detection Limit	Reporting Limit	Units	Dilution	Spike Amount	Source Result	% REC	% REC Limits	RPD	RPD Limit	Notes
Batch 24G0003 - EPA 5030C						Water						
Duplicate (24G0003-DUP1)			Prepared: 07/01/24 08:33 Analyzed: 07/01/24 17:17									
QC Source Sample: Non-SDG (A4F1604-01RE1)												
1,1,2,2-Tetrachloroethane	ND	---	12.5	ug/L	25	---	ND	---	---	---	30%	
Tetrachloroethene (PCE)	ND	---	10.0	ug/L	25	---	ND	---	---	---	30%	
1,2,3-Trichlorobenzene	ND	---	50.0	ug/L	25	---	ND	---	---	---	30%	
1,1,2-Trichloroethane	ND	---	12.5	ug/L	25	---	ND	---	---	---	30%	
1,2,4-Trichlorobenzene	ND	---	50.0	ug/L	25	---	ND	---	---	---	30%	
1,1,1-Trichloroethane	ND	---	10.0	ug/L	25	---	ND	---	---	---	30%	
Trichloroethene (TCE)	ND	---	10.0	ug/L	25	---	ND	---	---	---	30%	
Trichlorofluoromethane	ND	---	50.0	ug/L	25	---	ND	---	---	---	30%	
1,2,3-Trichloropropane	ND	---	25.0	ug/L	25	---	ND	---	---	---	30%	
Vinyl chloride	ND	---	5.00	ug/L	25	---	ND	---	---	---	30%	
<i>Surr: 1,4-Difluorobenzene (Surr)</i>		<i>Recovery: 95 %</i>		<i>Limits: 80-120 %</i>		<i>Dilution: 1x</i>						
<i>Toluene-d8 (Surr)</i>		<i>102 %</i>		<i>80-120 %</i>		<i>"</i>						
<i>4-Bromofluorobenzene (Surr)</i>		<i>96 %</i>		<i>80-120 %</i>		<i>"</i>						

Duplicate (24G0003-DUP2)			Prepared: 07/01/24 08:33 Analyzed: 07/01/24 18:45									
QC Source Sample: Non-SDG (A4F1604-10RE1)												
Bromobenzene	ND	---	10.0	ug/L	20	---	ND	---	---	---	30%	
Bromochloromethane	ND	---	20.0	ug/L	20	---	ND	---	---	---	30%	
Bromodichloromethane	ND	---	20.0	ug/L	20	---	ND	---	---	---	30%	
Bromoform	ND	---	20.0	ug/L	20	---	ND	---	---	---	30%	
Bromomethane	ND	---	100	ug/L	20	---	ND	---	---	---	30%	
Carbon tetrachloride	ND	---	20.0	ug/L	20	---	ND	---	---	---	30%	
Chlorobenzene	ND	---	10.0	ug/L	20	---	ND	---	---	---	30%	
Chloroethane	ND	---	100	ug/L	20	---	ND	---	---	---	30%	
Chloroform	ND	---	20.0	ug/L	20	---	ND	---	---	---	30%	
Chloromethane	ND	---	100	ug/L	20	---	ND	---	---	---	30%	
2-Chlorotoluene	ND	---	20.0	ug/L	20	---	ND	---	---	---	30%	
4-Chlorotoluene	ND	---	20.0	ug/L	20	---	ND	---	---	---	30%	
Dibromochloromethane	ND	---	20.0	ug/L	20	---	ND	---	---	---	30%	
1,2-Dibromo-3-chloropropane	ND	---	100	ug/L	20	---	ND	---	---	---	30%	
1,2-Dibromoethane (EDB)	ND	---	10.0	ug/L	20	---	ND	---	---	---	30%	
Dibromomethane	ND	---	20.0	ug/L	20	---	ND	---	---	---	30%	
1,2-Dichlorobenzene	ND	---	10.0	ug/L	20	---	ND	---	---	---	30%	

Apex Laboratories

The results in this report apply to the samples analyzed in accordance with the chain of custody document(s) and updated by any subsequent written communications. This analytical report must be reproduced in its entirety.



ANALYTICAL REPORT

Apex Laboratories, LLC

6700 S.W. Sandburg Street
Tigard, OR 97223
503-718-2323
ORELAP ID: OR100062

WSP USA Environment & Infrastructure Inc. 15862 SW 72nd Ave. Suite 150 Portland, OR 97224	Project: Mailwell Project Number: 361M119101 Project Manager: John Kuiper	Report ID: A4F1412 - 07 03 24 2010
--	--	---

QUALITY CONTROL (QC) SAMPLE RESULTS

Halogenated Volatile Organic Compounds by EPA 8260D

Analyte	Result	Detection Limit	Reporting Limit	Units	Dilution	Spike Amount	Source Result	% REC	% REC Limits	RPD	RPD Limit	Notes
Batch 24G0003 - EPA 5030C						Water						
Duplicate (24G0003-DUP2)			Prepared: 07/01/24 08:33 Analyzed: 07/01/24 18:45									
QC Source Sample: Non-SDG (A4F1604-10RE1)												
1,3-Dichlorobenzene	ND	---	10.0	ug/L	20	---	ND	---	---	---	30%	
1,4-Dichlorobenzene	ND	---	10.0	ug/L	20	---	ND	---	---	---	30%	
Dichlorodifluoromethane	ND	---	20.0	ug/L	20	---	ND	---	---	---	30%	
1,1-Dichloroethane	ND	---	8.00	ug/L	20	---	ND	---	---	---	30%	
1,2-Dichloroethane (EDC)	ND	---	8.00	ug/L	20	---	ND	---	---	---	30%	
1,1-Dichloroethene	ND	---	8.00	ug/L	20	---	ND	---	---	---	30%	
cis-1,2-Dichloroethene	ND	---	8.00	ug/L	20	---	ND	---	---	---	30%	
trans-1,2-Dichloroethene	ND	---	8.00	ug/L	20	---	ND	---	---	---	30%	
1,2-Dichloropropane	ND	---	10.0	ug/L	20	---	ND	---	---	---	30%	
1,3-Dichloropropane	ND	---	20.0	ug/L	20	---	ND	---	---	---	30%	
2,2-Dichloropropane	ND	---	20.0	ug/L	20	---	ND	---	---	---	30%	
1,1-Dichloropropene	ND	---	20.0	ug/L	20	---	ND	---	---	---	30%	
cis-1,3-Dichloropropene	ND	---	20.0	ug/L	20	---	ND	---	---	---	30%	
trans-1,3-Dichloropropene	ND	---	20.0	ug/L	20	---	ND	---	---	---	30%	
Hexachlorobutadiene	ND	---	100	ug/L	20	---	ND	---	---	---	30%	
Methylene chloride	ND	---	200	ug/L	20	---	ND	---	---	---	30%	
1,1,1,2-Tetrachloroethane	ND	---	8.00	ug/L	20	---	ND	---	---	---	30%	
1,1,2,2-Tetrachloroethane	ND	---	10.0	ug/L	20	---	ND	---	---	---	30%	
Tetrachloroethene (PCE)	ND	---	8.00	ug/L	20	---	ND	---	---	---	30%	
1,2,3-Trichlorobenzene	ND	---	40.0	ug/L	20	---	ND	---	---	---	30%	
1,1,2-Trichloroethane	ND	---	10.0	ug/L	20	---	ND	---	---	---	30%	
1,2,4-Trichlorobenzene	ND	---	40.0	ug/L	20	---	ND	---	---	---	30%	
1,1,1-Trichloroethane	ND	---	8.00	ug/L	20	---	ND	---	---	---	30%	
Trichloroethene (TCE)	ND	---	8.00	ug/L	20	---	ND	---	---	---	30%	
Trichlorofluoromethane	ND	---	40.0	ug/L	20	---	ND	---	---	---	30%	
1,2,3-Trichloropropane	ND	---	20.0	ug/L	20	---	ND	---	---	---	30%	
Vinyl chloride	ND	---	4.00	ug/L	20	---	ND	---	---	---	30%	
<i>Surr: 1,4-Difluorobenzene (Surr)</i>		<i>Recovery: 96 %</i>		<i>Limits: 80-120 %</i>		<i>Dilution: 1x</i>						
<i>Toluene-d8 (Surr)</i>		<i>102 %</i>		<i>80-120 %</i>		<i>"</i>						
<i>4-Bromofluorobenzene (Surr)</i>		<i>96 %</i>		<i>80-120 %</i>		<i>"</i>						

Matrix Spike (24G0003-MS1)	Prepared: 07/01/24 08:33 Analyzed: 07/01/24 13:16
-----------------------------------	---

QC Source Sample: Non-SDG (A4F1630-01)

Apex Laboratories

The results in this report apply to the samples analyzed in accordance with the chain of custody document(s) and updated by any subsequent written communications. This analytical report must be reproduced in its entirety.



ANALYTICAL REPORT

Apex Laboratories, LLC

6700 S.W. Sandburg Street
Tigard, OR 97223
503-718-2323
ORELAP ID: OR100062

WSP USA Environment & Infrastructure Inc.	Project: Mailwell	
15862 SW 72nd Ave. Suite 150	Project Number: 361M119101	Report ID:
Portland, OR 97224	Project Manager: John Kuiper	A4F1412 - 07 03 24 2010

QUALITY CONTROL (QC) SAMPLE RESULTS

Halogenated Volatile Organic Compounds by EPA 8260D

Analyte	Result	Detection Limit	Reporting Limit	Units	Dilution	Spike Amount	Source Result	% REC	% REC Limits	RPD	RPD Limit	Notes
Batch 24G0003 - EPA 5030C						Water						
Matrix Spike (24G0003-MS1)						Prepared: 07/01/24 08:33 Analyzed: 07/01/24 13:16						
QC Source Sample: Non-SDG (A4F1630-01)												
EPA 8260D												
Bromobenzene	20.0	---	0.500	ug/L	1	20.0	ND	100	80-120%	---	---	
Bromochloromethane	23.0	---	1.00	ug/L	1	20.0	ND	115	78-123%	---	---	
Bromodichloromethane	22.6	---	1.00	ug/L	1	20.0	ND	113	79-125%	---	---	
Bromoform	18.3	---	1.00	ug/L	1	20.0	ND	91	66-130%	---	---	
Bromomethane	28.6	---	5.00	ug/L	1	20.0	ND	143	53-141%	---	---	Q-54d
Carbon tetrachloride	23.2	---	1.00	ug/L	1	20.0	ND	116	72-136%	---	---	
Chlorobenzene	21.1	---	0.500	ug/L	1	20.0	ND	106	80-120%	---	---	
Chloroethane	22.9	---	5.00	ug/L	1	20.0	ND	114	60-138%	---	---	
Chloroform	21.8	---	1.00	ug/L	1	20.0	ND	109	79-124%	---	---	
Chloromethane	23.8	---	5.00	ug/L	1	20.0	ND	119	50-139%	---	---	
2-Chlorotoluene	22.8	---	1.00	ug/L	1	20.0	ND	114	79-122%	---	---	
4-Chlorotoluene	23.6	---	1.00	ug/L	1	20.0	ND	118	78-122%	---	---	
Dibromochloromethane	18.8	---	1.00	ug/L	1	20.0	ND	94	74-126%	---	---	
1,2-Dibromo-3-chloropropane	18.2	---	5.00	ug/L	1	20.0	ND	91	62-128%	---	---	
1,2-Dibromoethane (EDB)	21.4	---	0.500	ug/L	1	20.0	ND	107	77-121%	---	---	
Dibromomethane	22.2	---	1.00	ug/L	1	20.0	ND	111	79-123%	---	---	
1,2-Dichlorobenzene	21.1	---	0.500	ug/L	1	20.0	ND	105	80-120%	---	---	
1,3-Dichlorobenzene	22.0	---	0.500	ug/L	1	20.0	ND	110	80-120%	---	---	
1,4-Dichlorobenzene	20.3	---	0.500	ug/L	1	20.0	ND	101	79-120%	---	---	
Dichlorodifluoromethane	21.9	---	1.00	ug/L	1	20.0	ND	110	32-152%	---	---	
1,1-Dichloroethane	23.4	---	0.400	ug/L	1	20.0	ND	117	77-125%	---	---	
1,2-Dichloroethane (EDC)	22.2	---	0.400	ug/L	1	20.0	ND	111	73-128%	---	---	
1,1-Dichloroethene	28.1	---	0.400	ug/L	1	20.0	ND	140	71-131%	---	---	Q-54b
cis-1,2-Dichloroethene	23.4	---	0.400	ug/L	1	20.0	ND	117	78-123%	---	---	
trans-1,2-Dichloroethene	26.8	---	0.400	ug/L	1	20.0	ND	134	75-124%	---	---	Q-54c
1,2-Dichloropropane	22.7	---	0.500	ug/L	1	20.0	ND	114	78-122%	---	---	
1,3-Dichloropropane	22.0	---	1.00	ug/L	1	20.0	ND	110	80-120%	---	---	
2,2-Dichloropropane	25.3	---	1.00	ug/L	1	20.0	ND	126	60-139%	---	---	
1,1-Dichloropropene	23.6	---	1.00	ug/L	1	20.0	ND	118	79-125%	---	---	
cis-1,3-Dichloropropene	18.5	---	1.00	ug/L	1	20.0	ND	93	75-124%	---	---	
trans-1,3-Dichloropropene	20.1	---	1.00	ug/L	1	20.0	ND	100	73-127%	---	---	
Hexachlorobutadiene	18.7	---	5.00	ug/L	1	20.0	ND	94	66-134%	---	---	

Apex Laboratories

Philip Nerenberg, Lab Director

The results in this report apply to the samples analyzed in accordance with the chain of custody document(s) and updated by any subsequent written communications. This analytical report must be reproduced in its entirety.



ANALYTICAL REPORT

Apex Laboratories, LLC

6700 S.W. Sandburg Street
Tigard, OR 97223
503-718-2323
ORELAP ID: OR100062

WSP USA Environment & Infrastructure Inc.	Project: Mailwell	
15862 SW 72nd Ave. Suite 150	Project Number: 361M119101	Report ID:
Portland, OR 97224	Project Manager: John Kuiper	A4F1412 - 07 03 24 2010

QUALITY CONTROL (QC) SAMPLE RESULTS

Halogenated Volatile Organic Compounds by EPA 8260D

Analyte	Result	Detection Limit	Reporting Limit	Units	Dilution	Spike Amount	Source Result	% REC	% REC Limits	RPD	RPD Limit	Notes
Batch 24G0003 - EPA 5030C						Water						
Matrix Spike (24G0003-MS1)			Prepared: 07/01/24 08:33 Analyzed: 07/01/24 13:16									
QC Source Sample: Non-SDG (A4F1630-01)												
Methylene chloride	23.4	---	10.0	ug/L	1	20.0	ND	117	74-124%	---	---	
1,1,1,2-Tetrachloroethane	22.1	---	0.400	ug/L	1	20.0	ND	110	78-124%	---	---	
1,1,2,2-Tetrachloroethane	22.1	---	0.500	ug/L	1	20.0	ND	111	71-121%	---	---	
Tetrachloroethene (PCE)	21.8	---	0.400	ug/L	1	20.0	ND	109	74-129%	---	---	
1,2,3-Trichlorobenzene	18.2	---	2.00	ug/L	1	20.0	ND	91	69-129%	---	---	
1,1,2-Trichloroethane	21.7	---	0.500	ug/L	1	20.0	ND	109	80-120%	---	---	
1,2,4-Trichlorobenzene	17.7	---	2.00	ug/L	1	20.0	ND	89	69-130%	---	---	
1,1,1-Trichloroethane	24.2	---	0.400	ug/L	1	20.0	ND	121	74-131%	---	---	
Trichloroethene (TCE)	21.7	---	0.400	ug/L	1	20.0	ND	109	79-123%	---	---	
Trichlorofluoromethane	26.9	---	2.00	ug/L	1	20.0	ND	135	65-141%	---	---	Q-54
1,2,3-Trichloropropane	21.5	---	1.00	ug/L	1	20.0	ND	108	73-122%	---	---	
Vinyl chloride	23.6	---	0.200	ug/L	1	20.0	ND	118	58-137%	---	---	
<i>Surr: 1,4-Difluorobenzene (Surr)</i>		<i>Recovery: 99 %</i>		<i>Limits: 80-120 %</i>		<i>Dilution: 1x</i>						
<i>Toluene-d8 (Surr)</i>		<i>100 %</i>		<i>80-120 %</i>		<i>"</i>						
<i>4-Bromofluorobenzene (Surr)</i>		<i>96 %</i>		<i>80-120 %</i>		<i>"</i>						

Apex Laboratories

The results in this report apply to the samples analyzed in accordance with the chain of custody document(s) and updated by any subsequent written communications. This analytical report must be reproduced in its entirety.

Philip Nerenberg, Lab Director



ANALYTICAL REPORT

Apex Laboratories, LLC

6700 S.W. Sandburg Street
Tigard, OR 97223
503-718-2323
ORELAP ID: OR100062

WSP USA Environment & Infrastructure Inc. 15862 SW 72nd Ave. Suite 150 Portland, OR 97224	Project: Mailwell Project Number: 361M119101 Project Manager: John Kuiper	Report ID: A4F1412 - 07 03 24 2010
--	--	---

SAMPLE PREPARATION INFORMATION

Halogenated Volatile Organic Compounds by EPA 8260D

Prep: EPA 5030C

Lab Number	Matrix	Method	Sampled	Prepared	Sample Initial/Final	Default Initial/Final	RL Prep Factor
<u>Batch: 24F1008</u>							
A4F1412-01RE1	Water	EPA 8260D	06/20/24 10:28	06/30/24 09:57	5mL/5mL	5mL/5mL	1.00
A4F1412-02RE1	Water	EPA 8260D	06/20/24 11:50	06/30/24 09:57	5mL/5mL	5mL/5mL	1.00
A4F1412-03RE1	Water	EPA 8260D	06/20/24 10:55	06/30/24 09:57	5mL/5mL	5mL/5mL	1.00
A4F1412-05RE1	Water	EPA 8260D	06/20/24 09:50	06/30/24 09:57	5mL/5mL	5mL/5mL	1.00
A4F1412-06RE1	Water	EPA 8260D	06/20/24 09:15	06/30/24 09:57	5mL/5mL	5mL/5mL	1.00
A4F1412-07RE1	Water	EPA 8260D	06/20/24 12:20	06/30/24 09:57	5mL/5mL	5mL/5mL	1.00
A4F1412-08RE1	Water	EPA 8260D	06/20/24 00:00	06/30/24 09:57	5mL/5mL	5mL/5mL	1.00
<u>Batch: 24G0003</u>							
A4F1412-04RE1	Water	EPA 8260D	06/20/24 11:25	07/01/24 08:33	5mL/5mL	5mL/5mL	1.00

Apex Laboratories

The results in this report apply to the samples analyzed in accordance with the chain of custody document(s) and updated by any subsequent written communications. This analytical report must be reproduced in its entirety.

Philip Nerenberg, Lab Director



ANALYTICAL REPORT

Apex Laboratories, LLC

6700 S.W. Sandburg Street
Tigard, OR 97223
503-718-2323
ORELAP ID: OR100062

WSP USA Environment & Infrastructure Inc.
15862 SW 72nd Ave. Suite 150
Portland, OR 97224

Project: **Mailwell**
Project Number: **361M119101**
Project Manager: **John Kuiper**

Report ID:
A4F1412 - 07 03 24 2010

QUALIFIER DEFINITIONS

Client Sample and Quality Control (QC) Sample Qualifier Definitions:

Apex Laboratories

- Q-01** Spike recovery and/or RPD is outside acceptance limits.
- Q-54** Daily Continuing Calibration Verification recovery for this analyte failed the +/-20% criteria listed in EPA method 8260/8270 by +1%. The results are reported as Estimated Values.
- Q-54a** Daily Continuing Calibration Verification recovery for this analyte failed the +/-20% criteria listed in EPA method 8260/8270 by +2%. The results are reported as Estimated Values.
- Q-54b** Daily Continuing Calibration Verification recovery for this analyte failed the +/-20% criteria listed in EPA method 8260/8270 by +4%. The results are reported as Estimated Values.
- Q-54c** Daily Continuing Calibration Verification recovery for this analyte failed the +/-20% criteria listed in EPA method 8260/8270 by +5%. The results are reported as Estimated Values.
- Q-54d** Daily Continuing Calibration Verification recovery for this analyte failed the +/-20% criteria listed in EPA method 8260/8270 by +6%. The results are reported as Estimated Values.
- Q-56** Daily CCV/LCS recovery for this analyte was above the +/-20% criteria listed in EPA 8260. Samples that are ND (Non-Detect) are not impacted.
- T-02** This Batch QC sample was analyzed outside of the method specified 12 hour analysis window. Results are estimated.

Apex Laboratories

The results in this report apply to the samples analyzed in accordance with the chain of custody document(s) and updated by any subsequent written communications. This analytical report must be reproduced in its entirety.

Philip Nerenberg, Lab Director



ANALYTICAL REPORT

Apex Laboratories, LLC

6700 S.W. Sandburg Street
Tigard, OR 97223
503-718-2323
ORELAP ID: OR100062

WSP USA Environment & Infrastructure Inc. 15862 SW 72nd Ave. Suite 150 Portland, OR 97224	Project: Mailwell Project Number: 361M119101 Project Manager: John Kuiper	Report ID: A4F1412 - 07 03 24 2010
--	--	---

REPORTING NOTES AND CONVENTIONS:

Abbreviations:

- DET Analyte DETECTED at or above the detection or reporting limit.
- ND Analyte NOT DETECTED at or above the detection or reporting limit.
- NR Result Not Reported
- RPD Relative Percent Difference. RPDs for Matrix Spikes and Matrix Spike Duplicates are based on concentration, not recovery.

Detection Limits: Limit of Detection (LOD)

Limits of Detection (LODs) are normally set at a level of one half the validated Limit of Quantitation (LOQ).
If no value is listed ('-----'), then the data has not been evaluated below the Reporting Limit.

Reporting Limits: Limit of Quantitation (LOQ)

Validated Limits of Quantitation (LOQs) are reported as the Reporting Limits for all analyses where the LOQ, MRL, PQL or CRL are requested. The LOQ represents a level at or above the low point of the calibration curve, that has been validated according to Apex Laboratories' comprehensive LOQ policies and procedures.

Reporting Conventions:

Basis: Results for soil samples are generally reported on a 100% dry weight basis.
The Result Basis is listed following the units as "dry", "wet", or " " (blank) designation.

- " dry" Sample results and Reporting Limits are reported on a dry weight basis. (i.e. "ug/kg dry")
See Percent Solids section for details of dry weight analysis.
- " wet" Sample results and Reporting Limits for this analysis are normally dry weight corrected, but have not been modified in this case.
- " " Results without 'wet' or 'dry' designation are not normally dry weight corrected. These results are considered 'As Received'.

Results for Volatiles analyses on soils and sediments that are reported on a "dry weight" basis include the water miscible solvent (WMS) correction referenced in the EPA 8000 Method guidance documents. Solid and Liquid samples reported on an "As Received" basis do not have the WMS correction applied, as dry weight was not performed.

QC Source:

In cases where there is insufficient sample provided for Sample Duplicates and/or Matrix Spikes, a Lab Control Sample Duplicate (LCS Dup) may be analyzed to demonstrate accuracy and precision of the extraction batch.

Non-Client Batch QC Samples (Duplicates and Matrix Spike/Duplicates) may not be included in this report. Please request a Full QC report if this data is required.

Miscellaneous Notes:

- " --- " QC results are not applicable. For example, % Recoveries for Blanks and Duplicates, % RPD for Blanks, Blank Spikes and Matrix Spikes, etc.
- " *** " Used to indicate a possible discrepancy with the Sample and Sample Duplicate results when the %RPD is not available. In this case, either the Sample or the Sample Duplicate has a reportable result for this analyte, while the other is Non Detect (ND).

Apex Laboratories

The results in this report apply to the samples analyzed in accordance with the chain of custody document(s) and updated by any subsequent written communications. This analytical report must be reproduced in its entirety.

Philip Nerenberg, Lab Director



ANALYTICAL REPORT

Apex Laboratories, LLC

6700 S.W. Sandburg Street
Tigard, OR 97223
503-718-2323
ORELAP ID: OR100062

WSP USA Environment & Infrastructure Inc. 15862 SW 72nd Ave. Suite 150 Portland, OR 97224	Project: Mailwell Project Number: 361M119101 Project Manager: John Kuiper	Report ID: A4F1412 - 07 03 24 2010
--	--	---

REPORTING NOTES AND CONVENTIONS (Cont.):

Blanks:

Standard practice is to evaluate the results from Blank QC Samples down to a level equal to one half of the Reporting Limit (RL). Blank results for gravimetric analyses are evaluated to the Reporting Level, not to half of the Reporting Level.

- For Blank hits falling between ½ the RL and the RL (J flagged hits), the associated sample and QC data will receive a 'B-02' qualifier.
- For Blank hits above the RL, the associated sample and QC data will receive a 'B' qualifier, per Apex Laboratories' Blank Policy.

For further details, please request a copy of this document.

- Sample results flagged with a 'B' or 'B-02' qualifier are potentially biased high if the sample results are less than ten times the level found in the blank for inorganic analyses, or less than five times the level found in the blank for organic analyses.

'B' and 'B-02' qualifications are only applied to sample results detected above the Reporting Level, if results are not reported to the MDL.

Preparation Notes:

Mixed Matrix Samples:

Water Samples:

Water samples containing significant amounts of sediment are decanted or separated prior to extraction, and only the water portion analyzed, unless otherwise directed by the client.

Soil and Sediment Samples:

Soil and Sediment samples containing significant amounts of water are decanted prior to extraction, and only the solid portion analyzed, unless otherwise directed by the client.

Sampling and Preservation Notes:

Certain regulatory programs, such as National Pollutant Discharge Elimination System (NPDES), require that activities such as sample filtration (for dissolved metals, orthophosphate, hexavalent chromium, etc.) and testing of short hold analytes (pH, Dissolved Oxygen, etc.) be performed in the field (on-site) within a short time window. In addition, sample matrix spikes are required for some analyses, and sufficient volume must be provided, and billable site specific QC requested, if this is required. All regulatory permits should be reviewed to ensure that these requirements are being met.

Data users should be aware of which regulations pertain to the samples they submit for testing. If related sample collection activities are not approved for a particular regulatory program, results should be considered estimates. Apex Laboratories will qualify these analytes according to the most stringent requirements, however results for samples that are for non-regulatory purposes may be acceptable.

Samples that have been filtered and preserved at Apex Laboratories per client request are listed in the preparation section of the report with the date and time of filtration listed.

Apex Laboratories maintains detailed records on sample receipt, including client label verification, cooler temperature, sample preservation, hold time compliance and field filtration. Data is qualified as necessary, and the lack of qualification indicates compliance with required parameters.

Apex Laboratories

The results in this report apply to the samples analyzed in accordance with the chain of custody document(s) and updated by any subsequent written communications. This analytical report must be reproduced in its entirety.

Philip Nerenberg, Lab Director



ANALYTICAL REPORT

Apex Laboratories, LLC
6700 S.W. Sandburg Street
Tigard, OR 97223
503-718-2323
ORELAP ID: OR100062

Table with 3 columns: Client (WSP USA Environment & Infrastructure Inc.), Project (Mailwell), and Report ID (A4F1412 - 07 03 24 2010).

LABORATORY ACCREDITATION INFORMATION

ORELAP Certification ID: OR100062 (Primary Accreditation) - EPA ID: OR01039

All methods and analytes reported from work performed at Apex Laboratories are included on Apex Laboratories' ORELAP Scope of Certification, with the exception of any analyte(s) listed below:

Apex Laboratories

Table header with columns: Matrix, Analysis, TNI_ID, Analyte, TNI_ID, Accreditation

All reported analytes are included in Apex Laboratories' current ORELAP scope.

Secondary Accreditations

Apex Laboratories also maintains reciprocal accreditation with non-TNI states (Washington DOE), as well as other state specific accreditations not listed here.

Subcontract Laboratory Accreditations

Subcontracted data falls outside of Apex Laboratories' Scope of Accreditation. Please see the Subcontract Laboratory report for full details, or contact your Project Manager for more information.

Field Testing Parameters

Results for Field Tested data are provided by the client or sampler, and fall outside of Apex Laboratories' Scope of Accreditation.

Apex Laboratories

Handwritten signature of Philip Nerenberg

The results in this report apply to the samples analyzed in accordance with the chain of custody document(s) and updated by any subsequent written communications. This analytical report must be reproduced in its entirety.

Philip Nerenberg, Lab Director



ANALYTICAL REPORT

Apex Laboratories, LLC

6700 S.W. Sandburg Street
Tigard, OR 97223
503-718-2323
ORELAP ID: OR100062

WSP USA Environment & Infrastructure Inc. 15862 SW 72nd Ave. Suite 150 Portland, OR 97224	Project: Mailwell Project Number: 361M119101 Project Manager: John Kuiper	Report ID: A4F1412 - 07 03 24 2010
--	--	---

APEX LABS
6700 SW Sandburg St., Tigard, OR 97223 Ph: 503-718-2323

CHAIN OF CUSTODY

Lab # A4F1412 coc 1 of 1

Company: <u>WSP</u>	Project Mgr: <u>John Kuiper</u>	Project Name: <u>Mailwell</u>	Project #: <u>361M119101</u>	PO #	
Address: <u>15862 Sw 72nd Ave, #150</u>		Phone: <u>503-764-7743</u>		Email: <u>John.kuiper@wsp.com</u>	
Sampled by: <u>CT/GG</u>					
Site Location: State <u>OR</u> County <u>Clack</u>					
DATE	TIME	MATRIX	# OF CONTAINERS	NWTPH-HCPD	NWTPH-DX
MW-01-20240620	1020	W	3		
MW-02-20240620	1150				
MW-03-20240620	1055				
MW-04-20240620	1125				
MW-05-20240620	0950				
MW-06-20240620	0915				
MW-07-20240620	1220				
Dup-1-20240620	+				
Standard Turn Around Time (TAT) = 10 Business Days					
TAT Requested (circle) 1 Day 2 Day 3 Day 5 Day Standard Other: _____					
SPECIAL INSTRUCTIONS:					
SAMPLER ARE HELD FOR 30 DAYS					
RECEIVED BY: Signature: <u>[Signature]</u>	Date: <u>6/20/24</u>	RECEIVED BY: Signature: <u>[Signature]</u>	Date: <u>6/20/24</u>	RECEIVED BY: Signature: _____	Date: _____
Printed Name: <u>Carter Thomas</u>	Time: <u>1620</u>	Printed Name: <u>John M. [Signature]</u>	Time: <u>16:20</u>	Printed Name: _____	Time: _____
Company: <u>WSP</u>		Company: <u>Apex</u>		Company: _____	

Apex Laboratories

Philip Nerenberg

Philip Nerenberg, Lab Director

The results in this report apply to the samples analyzed in accordance with the chain of custody document(s) and updated by any subsequent written communications. This analytical report must be reproduced in its entirety.



ANALYTICAL REPORT

Apex Laboratories, LLC

6700 S.W. Sandburg Street
Tigard, OR 97223
503-718-2323
ORELAP ID: OR100062

WSP USA Environment & Infrastructure Inc. 15862 SW 72nd Ave. Suite 150 Portland, OR 97224	Project: Mailwell Project Number: 361M119101 Project Manager: John Kuiper	Report ID: A4F1412 - 07 03 24 2010
--	--	---

APEX LABS COOLER RECEIPT FORM

Client: WSP Element WO#: A4F1412

Project/Project #: Mailwell / 361M119101

Delivery Info:
 Date/time received: 6/20/24 @ 16:20 By: JAM
 Delivered by: Apex Client ESS FedEx UPS Radio Morgan SDS Evergreen Other
 From USDA Regulated Origin? Yes No

Cooler Inspection Date/time inspected: 6/20/24 @ 16:20 By: JAM
 Chain of Custody included? Yes No
 Signed/dated by client? Yes No
 Contains USDA Reg. Soils? Yes No Unsure (email RegSoils)

	Cooler #1	Cooler #2	Cooler #3	Cooler #4	Cooler #5	Cooler #6	Cooler #7
Temperature (°C)	<u>4.2</u>						
Custody seals? (Y/N)	<u>N</u>						
Received on ice? (Y/N)	<u>Y</u>						
Temp. blanks? (Y/N)	<u>Y</u>						
Ice type: (Gel/Real/Other)	<u>Real</u>						
Condition (In/Out):	<u>IN</u>						

Cooler out of temp? (Y/N) Possible reason why: _____
 Green dots applied to out of temperature samples? Yes/No
 Out of temperature samples form initiated? Yes/No

Sample Inspection: Date/time inspected: 6/20/24 @ 16:16 By: WAB
 All samples intact? Yes No Comments: _____

Bottle labels/COCs agree? Yes No Comments: 2/3 HCL VOA's sample MW-05-20240620 read MW-S-20240620

COC/container discrepancies form initiated? Yes No
 Containers/volumes received appropriate for analysis? Yes No Comments: _____

Do VOA vials have visible headspace? Yes No NA
 Comments: _____

Water samples: pH checked: Yes No NA pH appropriate? Yes No NA pH ID: _____
 Comments: _____

Labeled by: WAB Witness: JAM Cooler Inspected by: WAB
Form Y-003 R-02

Apex Laboratories

Philip Nerenberg

Philip Nerenberg, Lab Director

The results in this report apply to the samples analyzed in accordance with the chain of custody document(s) and updated by any subsequent written communications. This analytical report must be reproduced in its entirety.