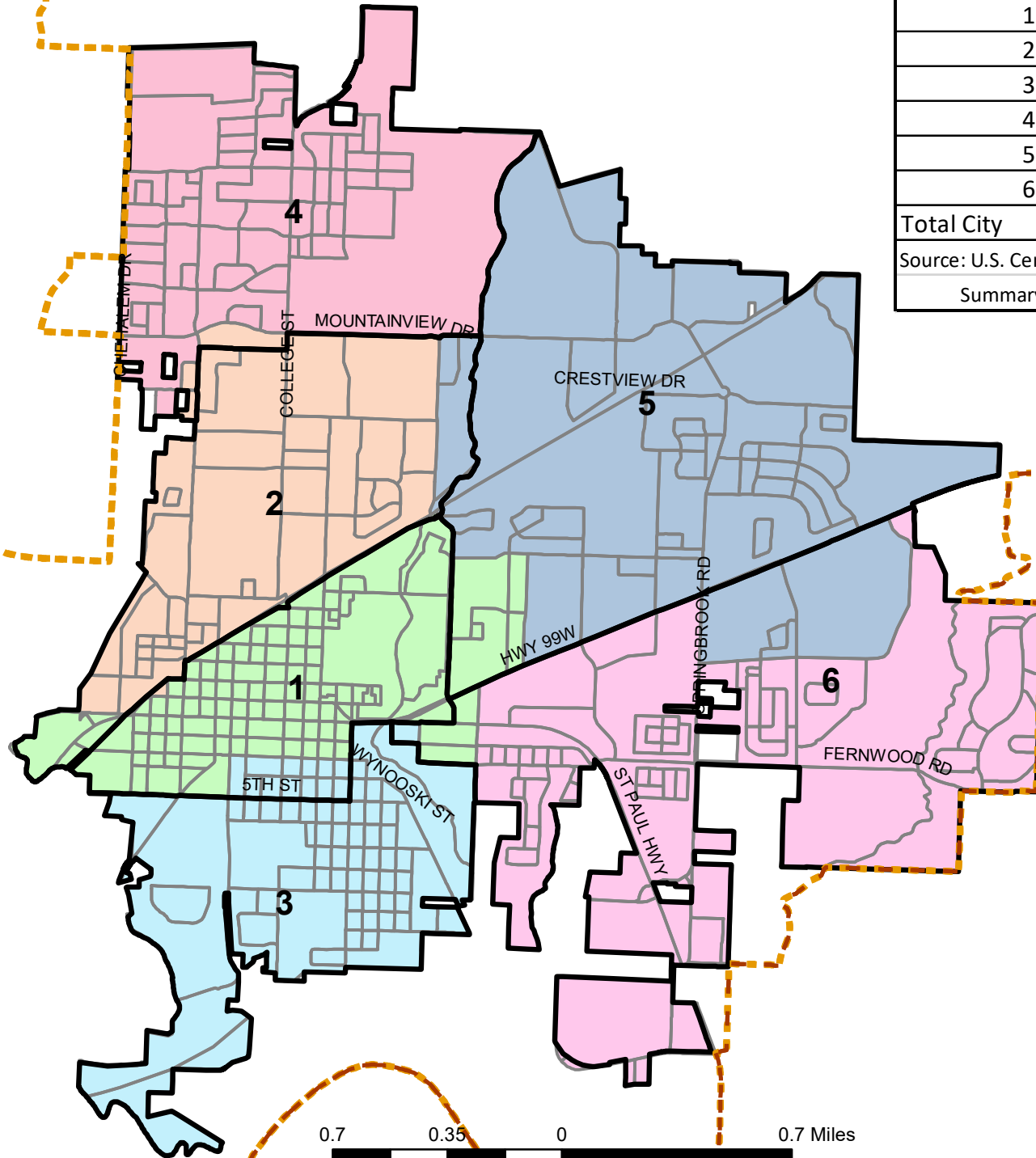





City of Newberg Alternative 1

Newberg Council Districts Alternative 1 And Deviation from Target Population (4,190)			
District	Population	Deviation	% Deviation
1	4130	-60	-1.43
2	4171	-19	-0.45
3	4169	-21	-0.5
4	4327	137	3.27
5	4229	39	0.93
6	4112	-78	-1.86
Total City	25,138		

Source: U.S. Census Bureau, 2020 P.L. 94-171 Redistricting File

Summary of Total Population	



-  Senate Boundaries 2021
-  House Boundaries 2021
-  Current Council Districts

