



**1994-95**

**CITY OF THE DALLES**

**ADOPTED**

**BUDGET**

313 COURT STREET

THE DALLES, OREGON 97058

(503) 296-5481

# The Dalles



## BUDGET COMMITTEE

### COUNCIL

Ray Koch  
Carolyn Wood  
Jon Bailey  
Bill Holt  
Mary Ann Davis

### CITIZENS

David Poucher  
Phil Hammond  
Orman Gildow  
Joseph Engelke  
Beverly Rooper

Mayor, L.D. "Les" Cochenour  
City Manager, William B. Elliott

## ADMINISTRATIVE STAFF

City Attorney .....	Gene Parker
Finance Director .....	Don Gower
City Clerk .....	Julie Krueger
Community & Econ. Dev. Director .....	Dan Durow
Personnel Director .....	Joanet Gray
Library Director .....	Sheila Dooley
Police Chief .....	Darrell Hill
Fire Chief .....	Robert Palmer
Public Works Director .....	William Keyser

## BUDGET INDEX

BUDGET MESSAGE . . . . .	i
CITY COUNCIL 1994 GOALS . . . . .	iv
BUDGET SUMMARIES	
By Department . . . . .	2
By Expenditure Category . . . . .	4
SUMMARY OF PROPERTY TAX LEVIES . . . . .	6
INTERFUND TRANSFERS	
All Funds Worksheet . . . . .	8
General Fund Departmental Detail . . . . .	9
SALARY SCHEDULE . . . . .	11
Supplemental Information . . . . .	14
GENERAL FUND	
Summary . . . . .	16
Resources . . . . .	17
City Council . . . . .	20
City Manager . . . . .	22
City Clerk . . . . .	24
Legal & Judicial . . . . .	27
Finance . . . . .	29
Personnel . . . . .	32
Community & Economic Development . . . . .	34
Police . . . . .	37
Fire . . . . .	41
Ambulance . . . . .	47
Code Enforcement/Risk Management . . . . .	51
Library . . . . .	54
Tourism Infrastructure . . . . .	58
City Hall . . . . .	60
Other Uses . . . . .	62
SPECIAL REVENUE FUNDS	
Summary . . . . .	65
Street & Storm Sewer Fund . . . . .	66
Resources . . . . .	68
Street Operations . . . . .	70
Storm Sewer Operations . . . . .	79
Other Uses . . . . .	84
Tourism Promotion Fund Summary . . . . .	87
Resources . . . . .	88
Tourism Department . . . . .	90
Oregon Trail Celebration . . . . .	93
Transportation Center. . . . .	95
Ambulance Reserve Fund . . . . .	97
Public Works Reserve Fund . . . . .	99
Unemployment Reserve Fund . . . . .	101
Vietnam Memorial Fund . . . . .	103
Street & Bridge Replacement Fund . . . . .	105

# SPECIAL REVENUE FUNDS (Continued)

Kelly Avenue Landslide Fund . . . . .	107
Energy Fund . . . . .	109
Fire Dept. Reserve Fund . . . . .	111
Special Grants Fund . . . . .	113
S.H.P.O. Grant/Civic Auditorium . . . . .	116
C.D.B.G. Community Action . . . . .	118
S.H.P.O. Grant Cert. Local Government . . . . .	120
S.H.P.O. Grant City Hall . . . . .	122
I.S.T.E.A. Grant Greenway . . . . .	124
O.D.O.T. Grant Bike Paths . . . . .	126
L.C.D.C. Grant Vision Plan . . . . .	128
L.C.D.C. Grant Redevelopment & Infill . . . . .	130
Parks Department Reserve Fund . . . . .	132
State Office Building Fund . . . . .	134
Operations . . . . .	136
Repair & Maintenance . . . . .	138

## DEBT SERVICE FUND GROUP

Summary . . . . .	141
Water Bond Debt Fund . . . . .	142
Debt Service Fund . . . . .	144
Senior Center Grant Debt Service Fund . . . . .	146

## IMPROVEMENTS FUND GROUP

Summary . . . . .	149
Special Assessments Fund (L.I.D.) . . . . .	150
Capital Projects Fund . . . . .	152
Summary . . . . .	153
City Hall Renovation . . . . .	155
A.D.A. Project . . . . .	157
FAA Grant Improvement Fund . . . . .	159

## WATER SERVICES FUND GROUP

Summary . . . . .	162
Water Fund . . . . .	163
Summary . . . . .	164
Water Treatment . . . . .	166
Water Distribution . . . . .	175
Other Uses . . . . .	183
Water System Capital Improvement Fund . . . . .	185
Water Dept. Capital Reserve Fund . . . . .	187

## WASTE WATER SERVICES FUND GROUP

Summary . . . . .	190
Waste Water Fund . . . . .	191
Sewer Special Revenue Fund . . . . .	200
Special Corps of Engineers Sewer Fund . . . . .	202

## AIRPORT SERVICES FUND GROUP

Summary . . . . .	204
Airport Fund . . . . .	206
F.A.A. Grant Master Plan Fund . . . . .	210



## **FISCAL YEAR 1994-95 BUDGET MESSAGE**

This is the fourth year presenting the budget in this format. It has improved each year and evolved into the document you see here. Incredible detail is available and yet the summaries allow an over-view perspective that gives a complete picture of the entire City financial structure. All of us are veterans of at least one year on the Budget Committee and I trust the process will go well this year. Everything contained in this document is open for discussion and staff is dedicated to answering any and all questions.

Just to refresh your memories about the format of the budget, the first section contains a summary which gives an over-view of the entire budget in two recap forms; then comes the inter-fund transfer detail information and salary schedules. Finally, each fund has a summary section followed by line-item details. All areas use standard account numbers for common expenditure items and follow the same presentation format. Again this year extensive detail information has been shown to clarify what is included within line-item totals.

You have read about the "two budgets" - one balanced and one out of balance. Even though this document is balanced, I would suggest not well balanced. Please look carefully at page 16, the General Fund Summary by Dept. The very top line tells a significant story. Our General Fund ending balance (or reserve) has been cut in half since the implementation of Ballot Measure 5 three years ago. This is projected to continue under the budget proposed here. Revenues are projected less than current year and all departments except Legal, Finance, Ambulance and City Hall are less than budgeted last year. This means we have curtailed many activities attempting to stay within revenue limits and certainly no area has expanded to provide additional service.

In order to keep total requested expenditures less than the anticipated revenues in the General Fund, all Department Heads were asked to bring a bare bones first request budget that held the line on expenditures while still offering significantly the same level of service. Then, in order to retain a small contingency, we have done the following - much of which needs further discussion by this committee:

Cut \$50,000 from City Council for Community Development Assistance

Cut \$32,000 from Finance by refinancing computer upgrades for 3 years and cutting hardware and software maintenance programs back

Cut \$ 2,260 from Personnel for Employee Assistance Program

Cut \$122,206 from Community/Economic Development for new Planner, office equipment and supplies

Cut \$19,383 from Police for over time, training and capital items (NOTE: no negotiated salary increases are included yet)

Cut \$55,453 from Fire for training, supplies and equipment

Cut \$23,126 from Ambulance for training, vehicle and equipment

At this time, there is no Cost of Living (COLA) wage increase in the budget for non-union employees or police union employees (currently in negotiation). Fire union employees are budgeted at 2.5% COLA while general employees are budgeted at 3% or no COLA based on the agreed contract.

Some major highlights of this budget include:

- Salaries/Wages:
  - No COLA for police union employees (being negotiated)
  - 2.5% COLA for fire union employees
  - 0 to 3% COLA for OPEU general employees
  - 0- COLA for all non-union employees (to be recommended)
- Elimination of extra 2% motel tax for Oregon Trail Celebration and reduction by 33% in transfer to tourism fund (proposed budget is \$149,000)
- No proposed utility rate increases
- Added \$30,000 to Water Fund to support Parks and Rec programs
- New staff positions:
  - 2 Temp seasonal firefighters (4 months only)
  - 1 Building Maintenance Carpenter position
- Code Enforcement combined with Risk Management
- State Building lease revenues identified in Capital Reserve fund for improvements to City facilities

- New vehicles/equipment:
  - 2 new police patrol vehicles (General Fund)
  - 2nd year lease payment on new fire truck (General Fund)
  - 1 - Van for Fire Dept. staff use (General Fund)
  - 3/4 of cost for new ambulance (Ambulance Reserve Fund and General Fund with \$11,000 help from MCMC)
  - 2nd yr lease payment on wheel loader (Street Dept.)
  - 1 - 3/4 ton utility Service pickup (Sewer Spl Res Fund)
  - 1 - 10 yard Dump Truck (Sewer Spl Res Fund)

This will be the last year of a voter approved 3-year supplemental tax levy of \$602,907. We will ask the voters to approve a permanent increase to the tax base this May in this same amount. Approval would secure the same percentage split of the \$10 tax assessment while avoiding the costs of elections in future budgets.

The property tax information sheet (see page 6) has been prepared assuming the requested increase in the tax base will be approved by the voters in May. Also, in September, we will ask the voters whether or not they support a bond issue to build a much scaled-down version of a new fire station at the 14th Street site. There is nothing reflected in this budget for the capital costs of a new fire station since voter approval will allow and authorize the project if passed.

Several other items bear mentioning here. There is \$25,000 from the General Fund included for removal of tanks at the airport. There is \$41,000 in matching grants for LCDC and ISTEAs from General Funds. The Council has been approached by several agencies to provide economic assistance in one form or another (including free water) that will total many thousands of dollars. Except for the \$30,000 for Parks in the Water Fund, these requests are not included in this budget and require further discussion.

This document is the result of many changes from the first draft of requests. Without exception, every department has significantly reduced their desired list. General fund has cut requests to the point that the only way to further reduce is by eliminating people and programs.

You have volunteered to do a monumental task. We must adopt a well balanced budget that accomplishes the Council's adopted goals (attached) and satisfies the demands of the public. The future does not appear to allow for expanding services without some new source of revenue, yet expansion of some areas is needed to comply with ever increasing mandates and the growing work loads of several departments.

God bless each one of you as you work together to solve the complex issues facing our fine community.



William B. Elliott  
City Manager

## **CITY OF THE DALLES, 1994 APPROVED CITY COUNCIL GOALS**

**GOAL 1. MAKE THE VISION STATEMENT A WORKING PLAN AND MAP TO INFLUENCE GOALS, PRIORITIES AND RESOURCES**

- A. Implement Vision Statement Action Plan
- B. Compile Resource/Policy/Procedure Manuals
- C. Other entities' acceptance of the Plan

**GOAL 2. RESOLVE FACILITY ISSUES**

- |                        |                          |
|------------------------|--------------------------|
| A. Fire Department     | D. City Hall Renovation  |
| B. Police Department   | E. City Council Meetings |
| C. Planning Department |                          |

**GOAL 3. WORK WITH OTHER ENTITIES REGARDING YOUTH, FAMILY, AND CRIME ISSUES**

- A. Potential Youth Facility
- B. Support Youth Activities
- C. On the Job Training Programs

**GOAL 4. PROVIDE ESSENTIAL SERVICES TO CITIZENS AS A TOP PRIORITY**

- A. Public Safety
  - 1. Staffing
  - 2. Programs
  - 3. Equipment
- B. Utilities
  - 1. Replacement of Main Water Line
  - 2. Investigate Privatization of Water Dept.

**GOAL 5. GENERATE OPPORTUNITIES FOR INCOME FROM CITY RESOURCES**

- |                   |                           |
|-------------------|---------------------------|
| A. Hydro-electric | E. Rent/Sale of Buildings |
| B. Airport        | F. Donations & Gifts      |
| C. Wind           | G. Business License       |
| D. Solar          |                           |

**GOAL 6. COMPLETE G.I.S. MAPPING FOR CITY**

- A. Utilities
- B. Streets
- C. West Side City Limits Boundary

---

### **GOALS CONTINUED FROM 1993**

**GOAL 7. CONTINUING DEVELOPING PARTNERSHIPS WITH KEY ENTITIES**

- A. Meetings to enhance communications and cooperative efforts with school districts, Port of The Dalles, Wasco County, Rural Fire District, Parks & Recreation District, Klickitat County, and State of Oregon

**GOAL 8. CONTINUE TO ENHANCE COMMUNICATIONS BETWEEN CITY COUNCIL, STAFF, AND CITIZENS**

- A. Continue newsletter and News Briefs publications and media coverage

**GOAL 9. CONTINUE TO SUPPORT ECONOMIC DEVELOPMENT EFFORTS IN AND AROUND THE CITY OF THE DALLES**

- A. Policies, ordinances, rules, regulations to insure new business development occurs, retain and expand existing business

## City of The Dalles, Oregon

# S U M M A R I E S

The following budget summaries detail the 1994-95 budget request by fund. The General Fund is stated separately, as are the Street and Storm Sewer Fund and the Tourism Promotion Fund. Other special revenue funds are shown in total as a group. All other funds are grouped by service and shown in total. Each summary states beginning balances, revenues and transfers in, coming down to total resources for each respective fund.

The first summary details General Fund expenditures by department, and classifies expenditures for all other funds by type of service. The prior year's budget (1993-94) is shown for comparative purposes on this summary.

The second summary details expenditures for each fund by expenditure classification, totaling across all funds. Again, the prior year's budget (1993-94) is shown for comparative purposes.

# City of The Dalles, Oregon

## BUDGET SUMMARY : 1994-95

	General Fund	Street & Storm Sewer Fund	Tourism Promotion Fund	Other Special Revenue Funds
Beginning Balance	683,880	410,776	12,500	392,002
Revenues	3,168,485	999,025	4,000	697,218
Transfers In	594,974	0	145,000	126,232
<b>Total Resources</b>	<b>4,447,339</b>	<b>1,409,801</b>	<b>161,500</b>	<b>1,215,452</b>
City Council	78,350			
City Manager	148,240			
City Clerk	60,810			
Legal / Judicial	146,291			
Finance	416,982			
Personnel	61,245			43,028
Community & Economic Development	222,758			
Police	1,135,925			
Fire	716,352			865
Ambulance	419,061			64,535
Codes Enforcement/Risk Management	85,093			
Library	269,966			
Tourism Infrastructure	0			
City Hall	125,110			
Streets		1,136,238		264,334
Tourism			160,206	
LID'S				
Capital Projects				
Utility Services				
Airport Services				
Debt Service				
Other Special Uses				740,429
<b>Total Expenditures</b>	<b>3,886,183</b>	<b>1,136,238</b>	<b>160,206</b>	<b>1,113,191</b>
Transfers Out	238,399	160,332	800	46,409
Contingency	322,757	113,231	494	55,852
Unappropriated Ending Balance	0	0	0	0
<b>Total Other Uses</b>	<b>561,156</b>	<b>273,563</b>	<b>1,294</b>	<b>102,261</b>
<b>Total Expenditures and Other Uses</b>	<b>4,447,339</b>	<b>1,409,801</b>	<b>161,500</b>	<b>1,215,452</b>
<b>Fund Total</b>	<b>0</b>	<b>0</b>	<b>0</b>	<b>0</b>

# City of The Dalles, Oregon

Debt Service Funds	Capital Improvements Funds	Water Services Funds	Waste Water Services Funds	Airport Services Funds	Total Budget	1993-94 Budget
84,453	577,297	1,635,750	1,685,193	10,641	5,492,492	6,079,133
343,129	953,749	2,037,340	1,624,332	58,682	9,885,960	14,133,796
0	916	50,000	300,000	27,167	1,244,289	1,909,462
427,582	1,531,962	3,723,090	3,609,525	96,490	16,622,741	22,122,391
					78,350	100,987
					148,240	150,846
					60,810	61,018
					146,291	143,090
					416,982	393,385
					104,273	105,275
					222,758	228,595
					1,135,925	1,165,899
					717,217	776,801
					483,596	375,962
					85,093	60,069
					269,966	329,725
					0	0
					125,110	111,425
					1,400,572	2,144,654
					160,206	277,079
	536,714				536,714	1,030,899
	455,992				455,992	2,199,950
		3,342,625	2,964,255		6,306,880	6,882,291
	480,540			96,490	577,030	88,877
386,273					386,273	2,096,528
					740,429	501,700
386,273	1,473,246	3,342,625	2,964,255	96,490	14,558,707	19,225,055
0	21,216	305,214	471,919	0	1,244,289	1,858,582
0	37,500	75,251	173,351	0	778,436	970,370
41,309	0	0	0	0	41,309	68,384
41,309	58,716	380,465	645,270	0	2,064,034	2,897,336
427,582	1,531,962	3,723,090	3,609,525	96,490	16,622,741	22,122,391
0	0	0	0	0	0	0

## City of The Dalles, Oregon

### BUDGET SUMMARY: 1994-95 By Expenditure Classification

	General Fund	Street & Storm Sewer Fund	Tourism Promotion Fund	Other Special Revenue Funds
Beginning Balance	683,880	410,776	12,500	392,002
Revenues	3,168,485	999,025	4,000	697,218
Transfers In	594,974	0	145,000	126,232
<b>Total Resources</b>	<b>4,447,339</b>	<b>1,409,801</b>	<b>161,500</b>	<b>1,215,452</b>
Salaries	2,069,046	353,824	56,142	0
Benefits	772,676	144,076	13,214	43,028
<b>Personal Services</b>	<b>2,841,722</b>	<b>497,900</b>	<b>69,356</b>	<b>43,028</b>
Contractual Serv.	299,870	57,270	27,800	176,164
Maint. Rprs & Serv	127,440	84,309	4,750	33,326
Rent	255	2,450	9,200	0
Insurance	54,300	19,513	0	2,750
Taxes	6,500	0	0	0
Heat & Light	30,853	63,380	2,200	18,975
Communications	67,290	9,883	35,500	1,077
Supplies	99,904	17,741	3,700	7,075
Trav Train & Memb.	84,553	6,785	4,500	1,351
Lib. Bks. & Periodicals	30,299	1,765	200	0
Sts, Rds & Bridges	0	101,578	0	0
Debt Service	0	0	0	0
Other Expenses	60,807	13,349	3,000	5,060
<b>Materials &amp; Services</b>	<b>862,071</b>	<b>378,023</b>	<b>90,850</b>	<b>245,778</b>
<b>Capital Outlay</b>	<b>182,390</b>	<b>260,315</b>	<b>0</b>	<b>824,385</b>
<b>Total Expenditures</b>	<b>3,886,183</b>	<b>1,136,238</b>	<b>160,206</b>	<b>1,113,191</b>
Transfers Out	238,399	160,332	800	46,409
Contingency	322,757	113,231	494	55,852
Unapprop. End. Balance	0	0	0	0
<b>Total Other Uses</b>	<b>561,156</b>	<b>273,563</b>	<b>1,294</b>	<b>102,261</b>
<b>Total Expenditures and Other Uses</b>	<b>4,447,339</b>	<b>1,409,801</b>	<b>161,500</b>	<b>1,215,452</b>
<b>FUND TOTALS</b>	<b>0</b>	<b>0</b>	<b>0</b>	<b>0</b>

# City of The Dalles, Oregon

Debt Service Funds	Capital Improvements Funds	Water Services Funds	Wastewater Services Funds	Airport Services Funds	Total Budget	1993-94 Budget
84,453	577,297	1,635,750	1,685,193	10,641	5,492,492	6,079,133
343,129	953,749	2,037,340	1,624,332	58,682	9,885,960	14,133,796
0	916	50,000	300,000	27,167	1,244,289	1,909,462
427,582	1,531,962	3,723,090	3,609,525	96,490	16,622,741	22,122,391
0	0	626,049	270,119	0	3,375,180	3,308,282
0	0	210,467	96,023	0	1,279,484	1,276,701
0	0	836,516	366,142	0	4,654,664	4,584,983
0	15,500	110,266	522,493	3,840	1,213,203	1,194,795
0	0	84,983	43,675	3,300	381,783	435,519
0	0	300	0	0	12,205	13,458
0	0	48,146	14,288	9,220	148,217	134,794
0	0	0	0	500	7,000	7,713
0	0	125,690	4,092	3,900	249,090	235,022
0	1,700	26,988	11,348	660	154,446	147,614
0	0	171,398	17,015	0	316,833	316,389
0	0	14,335	5,700	50	117,274	119,961
0	0	1,050	1,545	0	34,859	53,992
0	0	28,936	13,100	0	143,614	131,261
386,273	0	0	0	0	386,273	2,087,879
0	0	79,838	42,906	1,020	205,980	197,164
386,273	17,200	691,930	676,162	22,490	3,370,777	5,075,561
0	1,456,046	1,814,179	1,921,951	74,000	6,533,266	9,564,511
386,273	1,473,246	3,342,625	2,964,255	96,490	14,558,707	19,225,055
0	21,216	305,214	471,919	0	1,244,289	1,858,582
0	37,500	75,251	173,351	0	778,436	970,370
41,309	0	0	0	0	41,309	68,384
41,309	58,716	380,465	645,270	0	2,064,034	2,897,336
427,582	1,531,962	3,723,090	3,609,525	96,490	16,622,741	22,122,391
0	0	0	0	0	0	0

This page left blank intentionally

City of The Dalles, Oregon

P  
R  
O  
P  
E  
R  
T  
Y  
  
T  
A  
X  
E  
S

Summary of Property Tax Levies for 1994-95 Fiscal Year:

General Fund	
1994-95 Tax Base	\$ 1,646,785
Serial Levy	<u>602,907</u>
Total General Fund Levy	2,249,692
Debt Service	<u>363,792</u>
Total Levies	2,613,484
Estimated Taxes Not to be Received:	
Loss due to Constitutional Limitation	(428,313)
Uncollectible in Year Levied	<u>(284,072)</u>
Total Taxes to Balance Budget	<u>\$ 1,901,099</u>

T  
R  
A  
N  
S  
F  
E  
R  
S

Transfers are made between funds as necessary to cover administrative duties performed for one fund by another, and to provide funding for reserve funds, special projects and City match requirements for grants. The following schedules provide detail of inter-fund transfers.

The following pages illustrate the detail of transfers made between funds per the 1994-95 Adopted Budget, then the detail of transfers made to the General Fund from other funds based on total expenditures within the General Fund

# City of The Dalles, Oregon

## Transferred From:

	General Fund	Street & Storm Sewer Fund	Tourist Promotion Fund	Special Grants Fund	Energy Fund	Special Assessments Fund	Water Fund	Waste Water Fund	Total Transfers In
<b>Transferred To:</b>									
General Fund		107,532		5,109	41,300	20,300	251,014	169,719	594,974
Street & Storm Sewer Fund									0
Tourism Promotion Fund	145,000								145,000
Ambulance Reserve Fund	15,000								15,000
Public Works Reserve Fund		50,000							50,000
Unemployment Reserve Fund	10,000	2,800	800				4,200	2,200	20,000
Vietnam Memorial Fund									0
Street & Bridge Repl. Fund									0
Energy Fund									0
Fire Dept. Reserve Fund									0
Special Grants Fund	41,232								41,232
Parks Dept. Reserve Fund									0
Special Assessments Fund									0
FAA Grant Improv. Fund						916			916
Water Bond Debt Fund									0
Debt Service Fund									0
Senior Center Grant Fund									0
Water Fund									0
Water Svcs. Cap. Improv. Fund									0
Water Dept. Cap. Reserve Fund							50,000		50,000
Waste Water Fund									0
Sewer Special Reserve Fund								300,000	300,000
Spcl. Corps of Eng. Sewer Fund									0
Airport Fund	27,167								27,167
FAA Grant Master Plan Fund									0
<b>Total Transfers Out:</b>	<b>238,399</b>	<b>160,332</b>	<b>800</b>	<b>5,109</b>	<b>41,300</b>	<b>21,216</b>	<b>305,214</b>	<b>471,919</b>	<b>1,244,289</b>

# City of The Dalles, Oregon

## Detail of Transfers Into General Fund as a % of Total Expenditures

<u>General Fund</u> <u>Department</u>	<u>Total</u> <u>Expenditures</u>	<u>General Fund</u> <u>%</u>	<u>Amount</u>	<u>Streets &amp; Sewer Fund</u> <u>%</u>	<u>Amount</u>	<u>Water Fund</u> <u>%</u>	<u>Amount</u>	<u>Waste Water Fund</u> <u>%</u>	<u>Amount</u>
City Council	78,350	66%	61,675	14%	6,670	12%	5,670	9%	4,335
City Manager	148,240	79%	117,562	3%	4,383	6%	8,765	12%	17,530
City Clerk	60,810	55%	33,446	20%	12,162	20%	12,162	5%	3,040
City Attorney	146,291	30%	43,887	20%	29,258	25%	36,573	25%	36,573
Finance	416,982	38%	158,763	6%	24,989	35%	145,769	21%	87,461
Personnel	61,245	58%	35,265	12%	7,085	20%	12,400	11%	6,495
Comm. & Ec. Dev.	222,758	93%	207,165	3%	6,683	2%	4,455	2%	4,455
Police	1,135,925	100%	1,135,925		0		0		0
Fire	716,352	100%	716,352		0		0		0
Ambulance	419,061	100%	419,061		0		0		0
Codes/Risk Management	85,093	47%	40,023	18%	15,023	26%	22,235	9%	7,812
Library	269,966	100%	269,966		0		0		0
City Hall	<u>125,110</u>	95%	<u>118,828</u>	1%	<u>1,279</u>	2%	<u>2,985</u>	2%	<u>2,018</u>
<b>Total</b>	<u><u>3,886,183</u></u>		<u><u>3,357,918</u></u>		107,532		251,014		169,719
Additional Transfers In:					<u>0</u>		<u>0</u>		<u>0</u>
<b>TOTAL</b>					<u><u>107,532</u></u>		<u><u>251,014</u></u>		<u><u>169,719</u></u>

**City of The Dalles, Oregon**

**S  
A  
L  
A  
R  
Y  
  
S  
C  
H  
E  
D  
U  
L  
E  
S**

The following schedule presents salary ranges for regular positions within the City. Positions are segregated by departments and divisions with the total regular salaries shown for each. Salaries paid from more than one fund are also disclosed.

# City of The Dalles, Oregon

## Salary Schedule: 1994-95

	<u>Salary Range</u>		<u>1994-95</u>
	<u>Low</u>	<u>High</u>	<u>Salaries</u>
<b>Administration</b>			
City Manager	\$ ---	\$ ---	\$59,856
Administrative Assistant	2,445	3,217	<u>33,880</u>
			<u>93,736</u>
<b>City Clerk</b>			
City Clerk	2,958	3,893	<u>39,284</u>
<b>Legal &amp; Judicial</b>			
City Attorney	3,254	4,282	47,982
Legal Secretary	1,618	2,129	<u>25,548</u>
			<u>73,530</u>
<b>Finance</b>			
Director	3,254	4,282	51,384
Accounting Supervisor	2,689	3,539	37,026
Payroll Specialist	1,618	2,129	23,706
Customer Service Clerk	1,618	3,217	26,812
Account Clerk II	1,638	1,915	22,838
Municipal Court Clerk	1,554	1,802	22,536
Account Clerk I	1,472	1,706	20,354
Clerk	1,325	1,572	<u>18,492</u>
			<u>223,148</u>
<b>Personnel</b>			
Director	2,958	3,893	<u>44,772</u>
<b>Community &amp; Econ. Development</b>			
Director	3,254	4,282	51,384
Senior Planner	2,958	3,893	45,666
Administrative Assistant	2,445	3,217	33,660
Administrative Secretary	1,618	2,129	<u>20,531</u>
			<u>151,241</u>
<b>Police</b>			
Chief	3,254	4,282	51,384
Captain	2,958	3,893	43,188
Sergeant (4)	2,445	3,217	152,571
Officer (10)	2,038	2,418	284,136 *
Administrative Secretary	1,618	2,129	25,548
Department Secretary	1,472	1,706	<u>20,472</u>
			<u>577,299</u>

\* Includes certification incentive pay

# City of The Dalles, Oregon

## Salary Schedule: 1994-95

	<u>Salary Range</u>		<u>1994-95</u>
	<u>Low</u>	<u>High</u>	<u>Salaries</u>
<b>Fire</b>			
Chief (.5)	3,254	4,282	22,769
Assistant Fire Chief	2,958	3,893	41,798
Captain (1.5)	2,689	3,539	59,550
Lieutenant (3)	2,293	2,754	103,244 *
Engineer (3)	2,129	2,548	94,044 *
Administrative Secretary (.5)	1,618	2,129	<u>10,570</u>
			<u>331,975</u>
<b>Ambulance</b>			
Chief (.5)	3,254	4,282	22,769
Captain (.5)	2,689	3,539	20,412
Engineer (4)	2,129	2,548	119,363 *
Administrative Secretary (.5)	1,618	2,129	<u>10,570</u>
			<u>173,114</u>
<b>Code Enforcement/Risk Management</b>			
Risk Manager	2,445	3,217	<u>38,604</u>
<b>Library</b>			
Librarian	2,958	3,893	46,566
Assistant Librarian (.25)	2,147	2,511	7,535
Public Service Coordinator	1,618	1,873	22,476
Library Clerk (3.5)	1,369	1,587	<u>68,667</u>
			<u>145,244</u>
<b>Transportation &amp; Buildings</b>			
Director (.33)	3,254	4,286	17,144
Engineer I (.33)	2,958	3,893	14,396
Engineer II (.33)	2,689	3,539	13,088
Administrative Assistant (.33)	2,445	3,217	12,868
Street Operations Supervisor	2,445	3,217	30,320
Equipment Operator (8.5)	1,882	2,215	227,644
Secretary (.66)	1,472	1,706	<u>13,235</u>
			<u>328,695</u>
<b>Convention and Visitors Bureau</b>			
Marketing Assistant	1,618	2,129	22,197
Department Specialist	1,325	1,572	<u>16,945</u>
			<u>39,142</u>

\* Includes certification incentive pay

## City of The Dalles, Oregon

### Salary Schedule: 1994-95

	<u>Salary Range</u>		<u>1994-95</u>
	<u>Low</u>	<u>High</u>	<u>Salaries</u>
<b>Water Division</b>			
Director (.33)	3,254	4,286	17,144
Environ. Svcs. Division Manager (.50)	2,958	3,893	22,758
Engineer I (.33)	2,958	3,893	14,396
Engineer II (.33)	2,797	3,539	13,088
Administrative Assistant (.33)	2,445	3,217	12,868
Regulatory Compliance Supervisor (.50)	2,445	3,217	19,722
Water Quality Control Supervisor	2,445	3,217	38,508
Laboratory Technician	2,097	2,452	29,424
Lead Systems Operator	2,158	2,523	30,276
Certified Operator I (3)	1,939	2,323	82,812
Certified Operator II (4)	2,016	2,405	113,683
Certified Operator III (5)	2,097	2,501	141,832
Equipment Operator (.25)	1,882	2,215	6,085
Secretary (.66)	1,472	1,706	<u>13,236</u>
			<u>555,832</u>
<b>Waste Water Division</b>			
Director (.33)	3,254	4,286	17,144
Environ. Svcs. Division Manager (.50)	2,958	3,893	22,758
Engineer I (.33)	2,958	3,893	14,396
Engineer II (.33)	2,797	3,539	13,088
Administrative Assistant (.33)	2,445	3,217	12,868
Regulatory Compliance Supervisor (.50)	2,445	3,217	19,722
Lead Serviceman	2,158	2,523	30,276
Certified Operator I (2)	1,939	2,323	49,128
Certified Operator II	2,016	2,405	27,756
Certified Operator III	2,097	2,501	30,012
Equipment Operator (.25)	1,882	2,215	6,085
Secretary (.66)	1,472	1,706	<u>13,236</u>
			<u>256,469</u>

# City of The Dalles, Oregon

## Salary Schedule: 1994-95 Supplemental Information Salaries Paid From More Than One Fund

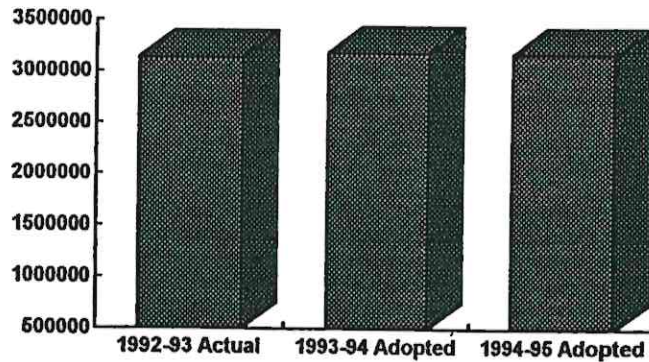
<u>Position</u>	<u>Total Salary</u>	<u>Street and Storm Sewer Fund</u>	<u>Water Fund</u>	<u>Waste Water Fund</u>
Public Works Director	51,432	17,144	17,144	17,144
Engineer I	43,188	14,396	14,396	14,396
Engineer II	39,264	13,088	13,088	13,088
Environ. Svcs. Division Manager	45,516	0	22,758	22,758
Regulatory Compliance Supervisor	39,444	0	19,722	19,722
Administrative Assistant	38,604	12,868	12,868	12,868
Secretary	20,472	6,824	6,824	6,824
Secretary	19,234	6,411	6,412	6,411
Equipment Operator	<u>24,339</u>	<u>12,169</u>	<u>6,085</u>	<u>6,085</u>
Totals	<u>321,493</u>	<u>82,900</u>	<u>119,297</u>	<u>119,296</u>

## City of The Dalles, Oregon

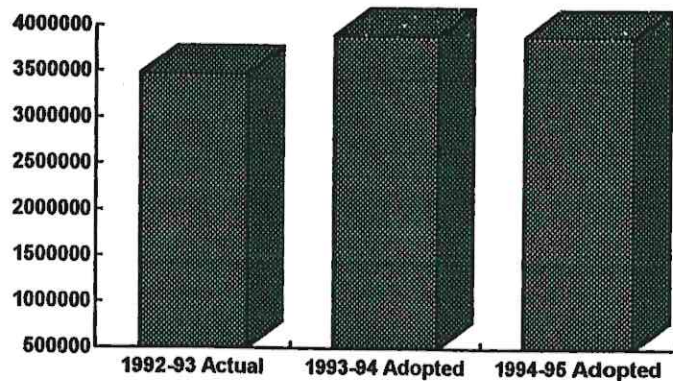
# GENERAL FUND

The General Fund accounts for the financial operations of the City not accounted for in any other fund. Principal sources of revenue are property taxes, franchise fees, transient room taxes and state shared revenues. Expenditures are primarily for general government operations, public safety, and culture and recreation.

The following chart illustrates the fund's revenue levels for 1992-93 actuals, 1993-94 Adopted Budget, and the 1994-95 Adopted Budget.



The following chart illustrates the fund's expenditure levels for 1992-93 actuals, 1993-94 Adopted Budget, and the 1994-95 Adopted Budget.



# City of The Dalles, Oregon

## General Fund - Summary by Dept.

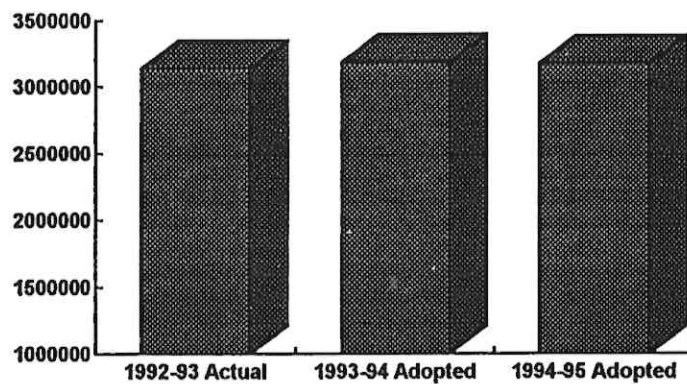
1991/92 Actual	1992/93 Actual	1993/94 Budget	Acct. No.	Line Item	1994/95 Proposed Budget	1994/95 Approved Budget	1994/95 Adopted Budget
933,225	1,089,484	561,500		Beginning Balance	585,879	683,880	683,880
3,099,453	3,136,971	3,184,092		Revenues	3,174,635	3,243,485	3,168,485
421,982	543,638	823,103		Other Sources	594,974	594,974	594,974
4,454,660	4,770,093	4,568,695		Total Resources	4,355,488	4,522,339	4,447,339
36,092	70,724	100,987		City Council	33,350	48,350	78,350
130,668	146,170	150,846		City Manager	148,240	148,240	148,240
83,112	52,877	61,018		City Clerk	60,810	60,810	60,810
127,185	141,126	143,090		Legal & Judicial	146,291	146,291	146,291
342,945	358,385	393,385		Finance	416,982	416,982	416,982
51,200	56,854	60,003		Personnel	59,045	61,245	61,245
185,692	225,276	228,595		Community & Econ. Development	222,758	222,758	222,758
936,046	1,051,243	1,165,899		Police	1,154,276	1,135,925	1,135,925
620,601	675,658	775,894		Fire	715,682	716,352	716,352
240,777	268,008	326,791		Ambulance	416,380	419,061	419,061
0	58,046	60,069		Risk Management	60,093	85,093	85,093
262,871	283,829	329,725		Library	319,966	269,966	269,966
0	0	0		Tourism Infrastructure	0	75,000	0
126,227	86,810	111,425		City Hall	125,110	125,110	125,110
3,143,417	3,475,008	3,907,727		Total Expenditures	3,878,983	3,931,183	3,886,183
221,469	534,818	243,445		Transfers Out	238,399	238,399	238,399
0	0	417,523		Contingency	238,106	352,757	322,757
0	0	0		Unappropriated Ending Balance	0	0	0
221,469	534,818	660,968		Total Other Uses	476,505	591,156	561,156
3,364,886	4,009,826	4,568,695		Total Expenditures and Other Uses	4,355,488	4,522,339	4,447,339
1,089,774	760,268	0		FUND TOTAL	0	0	0

## City of The Dalles, Oregon

# R E S O U R C E S

General Fund resources consist of revenues and operating transfers from other funds. Primary revenues consist of property taxes which account for 55% of budgeted revenues in fiscal year 1994-95, franchise fees, revenue sharing and tax turnovers from the State of Oregon, ambulance services revenues, court fines and forfeitures, and other miscellaneous receipts. Operating transfers from the Water and Waste Water Funds, the Street and Storm Sewer Fund and the Special Assessments Fund are made to the General Fund for administrative services provided.

The following chart illustrates General Fund total revenues for 1992-93 actuals, 1993-94 Adopted Budget and the 1994-95 Adopted Budget.



# City of The Dalles, Oregon

## Resources

1991/92 Actual	1992/93 Actual	1993/94 Budget	Acct. No. Line Item	1994/95 Proposed Budget	1994/95 Approved Budget	1994/95 Adopted Budget
933,225	1,089,484	561,500	3000 Beginning Balance	585,879	683,880	683,880
1,307,822	1,472,276	1,473,800	3111 Property Taxes - Current Year	1,584,600	1,584,600	1,584,600
225,813	170,709	160,000	3115 Property Taxes - Prior Years	160,000	160,000	160,000
1,309	1,752	800	3118 Land Sales - Tax Foreclosure	1,500	1,500	1,500
2,013	1,154	800	3119 Unsegrated Tax Interest	600	600	600
71,565	81,256	80,000	3181 United Telephone Franchise Tax	82,500	82,500	82,500
30,618	39,861	30,000	3182 N.W. Natural Gas Franchise Tax	30,000	40,000	40,000
39,307	40,836	65,000	3183 Cable T.V. - Franchise Tax	65,000	65,000	65,000
24,052	28,651	28,000	3184 The Dalles Disp-Franchise Tax	30,000	30,000	30,000
199,817	239,424	230,000	3191 Transient Room Tax	230,000	305,000	230,000
2,200	2,145	2,200	3211 Local Liquor License	2,200	2,200	2,200
2,115	2,165	1,200	3222 Sign Permits	2,200	2,200	2,200
2,904	2,399	2,500	3290 Miscellaneous Licenses/Permits	1,000	1,000	1,000
0	2,970	0	3332 FAA Grant	0	0	0
2,500	0	0	3340 State Grants	0	0	0
60,314	55,023	55,000	3341 State Revenue Sharing	57,000	57,000	57,000
4,428	4,296	4,300	3342 State for Library	4,200	4,200	4,200
0	0	0	3343 LSCA Grant - Library	0	0	0
1,568	1,496	1,500	3344 State Share - Crime Assistance	1,400	1,400	1,400
0	25,000	0	3346 LCDC Grants	0	0	0
3,335	0	0	3349 State Grants, Other	0	0	0
35,138	34,103	32,000	3356 State Cigarette Tax	33,000	33,000	33,000
79,350	82,877	82,000	3357 State Liquor Tax	85,000	85,000	85,000
86,450	7,855	5,000	3370 Urban Renewal Services	2,000	4,500	4,500
133,081	142,712	156,125	3372 County Share of Library	157,283	107,283	107,283
163,147	175,180	165,000	3391 PUD Intergovernment Agreement	175,000	175,000	175,000
3,623	7,865	3,000	3416 Towing Svc/Unattended Vehicles	3,000	3,000	3,000
780	1,085	1,000	3418 Copies, Plans, Ordinances, Etc.	1,000	1,000	1,000
23,947	17,374	20,000	3419 Miscellaneous Sales & Services	15,000	16,500	16,500
100	100	0	3428 Planning - Hist. Landmark Comm.	0	0	0
200	100	100	3429 Planning - Vacations	100	100	100
900	600	0	3430 Planning-Zone Change	1,000	1,000	1,000
1,850	1,200	900	3431 Planning-C.U.P.	945	945	945
500	750	750	3432 Planning-Variance	1,060	1,060	1,060
1,925	1,275	775	3433 Planning-Minor Partition	1,300	1,650	1,650
0	0	0	3434 Planning-Major Partition	0	0	0
690	1,045	0	3435 Planning-Subdivision	0	0	0
4,775	2,425	1,500	3436 Planning-Site Plan	2,500	3,500	3,500
900	600	0	3437 Planning-Comp. Plan Amend.	1,000	1,000	1,000
0	625	0	3438 Planning-Plan Unit Dev.	0	0	0
676	300	300	3439 Planning-Appeals	0	0	0
265,166	294,217	300,000	3451 Ambulance Services	300,000	320,000	320,000
73,190	78,949	80,000	3511 Court Fines and Forfeitures	92,000	92,000	92,000
637	2,376	2,500	3512 Reimbursement - Court AAL Fees	3,000	3,000	3,000
2,964	2,799	2,400	3515 Library Fines	2,500	3,000	3,000
65,053	44,693	40,000	3631 Interest Income	17,500	20,000	20,000

# City of The Dalles, Oregon

## Resources

1991/92 Actual	1992/93 Actual	1993/94 Budget	Acct. No.	Line Item	1994/95 Proposed Budget	1994/95 Approved Budget	1994/95 Adopted Budget
17,758	15,188	15,642	3635	Property Rent Airport Mobile B&P Donahoo Meadow Outdoor Amtrak Klindts Kament Temple Dist. Dalles Chronicle	13,122	13,122	13,122
2,336	0	0	3639	Gifts and Donations	0	0	0
820	460	0	3640	Library Gifts & Donations	500	500	500
0	0	0	3645	MCMC Ambulance Match	11,125	15,125	15,125
840	21,238	1,000	3661	Sale of Fixed Assets	3,000	3,000	3,000
0	0	86,000	3685	Forfeitures	0	0	0
2,087	27,566	3,000	3699	Other Miscellaneous Revenues	500	2,000	2,000
148,892	0	50,000	3811	Timber Receipts	0	0	0
3,099,453	3,136,971	3,184,092		Revenues	3,174,635	3,243,485	3,168,485
0	0	299,000	3909	Repayment of Loan	0	0	0
152,960	188,953	250,062	3912	Transfer from Water Fund	251,014	251,014	251,014
115,391	145,771	150,346	3913	Transfer from Waste Water Fund	169,719	169,719	169,719
133,331	186,954	98,286	3915	Transfer from Str & Strm Swr Fund	107,532	107,532	107,532
20,300	20,300	20,300	3916	Transfer from Spcl Assmts Fund	20,300	20,300	20,300
0	1,660	5,109	3919	Transfers In	46,409	46,409	46,409
421,982	543,638	823,103		Total Other Sources	594,974	594,974	594,974
4,454,660	4,770,093	4,568,695		Total Resources	4,355,488	4,522,339	4,447,339

This page left blank intentionally

## City of The Dalles, Oregon

# C O U N C I L

**Mission: Making Decisions in The Dalles for a Better City and a Better Future.**

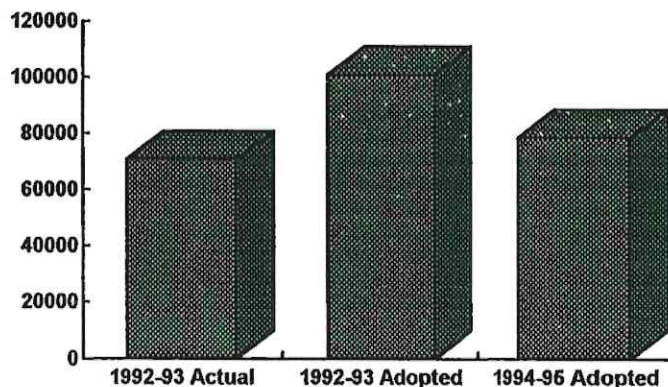
Composed of five voting members plus the Mayor, the City Council is the policy making body of The Dalles. Specific voter approved powers for the Council are contained in the City Charter while their own administrative and operational policies are adopted by ordinance or resolution.

Elected for two year terms by the entire electorate of the City are the Mayor, who does not vote except to break a tie, and the Councilor-at-Large.

Four Councilors are nominated by District and elected by the entire electorate of the City, as prescribed in the City Charter for four year terms. Each Councilor may vote on all issues before the Council.

The City Council has the responsibility of establishing policy to govern the affairs of the City, appointing the City Manager, adopting the annual budget and performing all other actions necessary to properly guide the government as representatives of the citizens of The Dalles.

The following chart illustrates the department's expenditure levels for 1992-93 actuals, 1993-94 Adopted Budget, and the 1994-95 Adopted Budget.



# City of The Dalles, Oregon

City Council (Dept. 01)

1991/92 Actual	1992/93 Actual	1993/94 Budget	Acct. No.	Line Item	1994/95 Proposed Budget	1994/95 Approved Budget	1994/95 Adopted Budget
17,500	14,700	14,000	3100	Auditing Services	14,000	14,000	14,000
3,216	6,600	7,500	3350	Labor Negotiations Services	3,750	3,750	3,750
565	31,499	65,000	3900	Other Contractual Services	0	15,000	45,000
				Wasco Co. Museum	4,000		
				Quinton St Ballpark	2,000		
				Port- Riverfront &			
				Parks & Recreation	30,000		
				Other	<u>2,000</u>		
					45,000		
36	60	100	5320	Postage	100	100	100
				Mayor's Prayer Breakfast			
				Misc. Mailings			
292	0	0	5510	Legal Notices	0	0	0
1,714	397	0	5810	Travel/Food & Lodging	1,500	1,500	1,500
1,540	2,260	0	5850	Training and Conferences	1,500	1,500	1,500
0	0	300	5860	Annual Workshops	500	500	500
				Goal Setting Workshop			
10,028	14,074	13,187	5870	Membership/Dues/Subscriptions	11,000	11,000	11,000
				LOC	3,987		
				COG	2,931		
				Chamber of Commerce	400		
				OR Mayors	55		
				F.I.B.	20		
				MCEDD	2,903		
				Misc. Other	<u>704</u>		
					11,000		
398	590	400	6010	Office Supplies	500	500	500
				Mayor's Stationary			
805	543	500	6950	Miscellaneous Expenses	500	500	500
36,092	70,724	100,987		Department Total	33,350	48,350	78,350

## City of The Dalles, Oregon

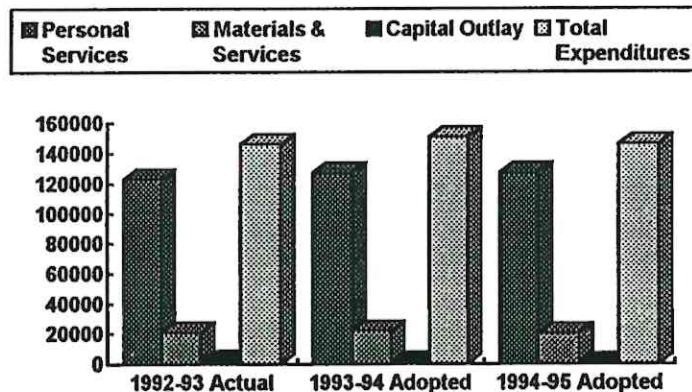
# CITY MANAGER

### Mission: To Help You Succeed!

The City Manager is the administrative head of the City. Most duties are outlined by the voter adopted City Charter. The City Manager's duties are almost entirely administrative and involve considerable interaction with City Council, citizens, commissions, other government agencies, and staff.

Department personnel include the manager and one administrative assistant. The administrative assistant functions as the City Manager's secretary, as well as coordinating communications with the Mayor and City Council members, and all appointed boards and commissions of the City.

The following chart illustrates the expenditure levels by category for 1992-93 actuals, 1993-94 Adopted Budget, and the 1994-95 Adopted Budget.



# City of The Dalles, Oregon

City Manager (Dept. 03)

1991/92 Actual	1992/93 Actual	1993/94 Budget	Acct. No.	Line Item	1994/95 Proposed Budget	1994/95 Approved Budget	1994/95 Adopted Budget
85,932	90,120	92,444	1100	Regular Salaries City Manager Admin. Asst.	93,736	93,736	93,736
39	0	0	1300	Overtime Salaries	0	0	0
6,436	6,780	7,072	2050	Employer FICA Expense	7,171	7,171	7,171
9,370	10,545	11,900	2100	Retirement Contributions	12,074	12,074	12,074
10,599	11,429	11,315	2150	Medical Insurance	10,554	10,554	10,554
2,917	3,196	2,405	2200	LTD Insurance	2,854	2,854	2,854
295	337	331	2250	Life Insurance	369	369	369
497	470	1,814	2300	Workers Compensation Insurance	492	492	492
116,086	122,876	127,281		Total Personal Services	127,250	127,250	127,250
0	4,850	6,000	3928	Public Relations City-wide Newsletter 4 per year @ \$1,500 City News Briefs	6,000	6,000	6,000
1,493	1,952	1,800	4340	Office Equip Repair/Mntnce Copy Machine Maint. Printer Maintenance Typewriter Maintenance FAX Maintenance	1,800	1,800	1,800
4,200	4,200	4,200	4345	Vehicle Allowance	4,200	4,200	4,200
0	0	350	5310	Communications	0	0	0
326	275	225	5320	Postage	300	300	300
2,221	1,966	2,600	5330	Telephone Savings on Network	1,800	1,800	1,800
77	430	300	5810	Travel/Food & Lodging RDC Misc. (Staff, 2 per month)	300	300	300
1,674	1,833	1,050	5850	Training and Conferences Misc. Trng. 2 @ \$300	600	600	600
843	1,024	1,140	5870	Membership/Dues/Subscriptions ICMA OCMA City Credit Card Misc. Publications	790	790	790
3,661	4,446	4,000	6010	Office Supplies City Hall Copy Paper Toner For Canon 6650 Administration Office Supplies	4,000	4,000	4,000
87	0	500	6950	Miscellaneous Expenses	500	500	500
14,582	20,976	22,165		Total Materials & Services	20,290	20,290	20,290
0	363	400	7430	Furniture and Fixtures Chair	200	200	200
0	410	1,000	7440	Office Equipment Cell Phone	500	500	500
0	1,545	0	7450	Computer Equipment	0	0	0
0	2,318	1,400		Total Capital Outlay	700	700	700
130,668	146,170	150,846		Department Total	148,240	148,240	148,240

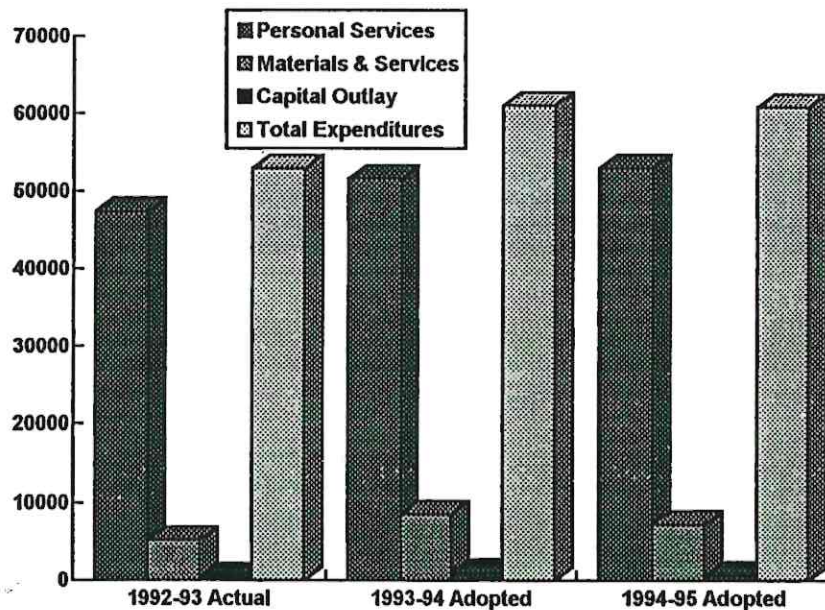
## City of The Dalles, Oregon

# CITY CLERK

### Mission: Managing The City's Records

The City Clerk Department is responsible for all of the official City records and a City-wide records management program. The department is responsible for the preparation of all City Council agendas and minutes for meetings and work sessions, and miscellaneous meeting minutes. The City Clerk responds to requests for public records, issues licenses and permits, updates local improvement district (L.I.D.) project records, and other various tasks. Information regarding prior City Council action, resolutions, ordinances, bid documents, contracts, agreements and other various official actions of the City are retained by the Clerk's office.

The following chart illustrates the department's expenditure levels by category for 1992-93 actuals, 1993-94 Adopted Budget, and the 1994-95 Adopted Budget.



# City of The Dalles, Oregon

City Clerk (Dept. 05)

1991/92 Actual	1992/93 Actual	1993/94 Budget	Acct. No.	Line Item	1994/95 Proposed Budget	1994/95 Approved Budget	1994/95 Adopted Budget
55,262	35,094	37,773	1100	Regular Salaries City Clerk	39,284	39,284	39,284
634	0	0	1300	Overtime Salaries	0	0	0
4,276	2,685	2,890	2050	Employer FICA Expense	3,005	3,005	3,005
7,402	4,738	5,100	2100	Retirement Contributions	5,303	5,303	5,303
7,492	4,431	5,220	2150	Medical Insurance	4,870	4,870	4,870
405	263	284	2200	LTD Insurance	295	295	295
79	43	43	2250	Life Insurance	43	43	43
273	143	233	2300	Workers Compensation Insurance	185	185	185
75,823	47,396	51,543		Total Personal Services	52,985	52,985	52,985
1,264	106	3,100	3755	Election Cost General/Special Elections Legal Notices	2,900	2,900	2,900
748	300	400	4340	Office Equip Repair/Mntnce Clerk Index Prg.	400	400	400
127	0	0	4350	Vehicle Repair and Service Tune Up/Mntnce	0	0	0
118	51	150	4360	Gas/Oil/Diesel & Lubricants	200	200	200
71	0	0	5310	Communications	0	0	0
549	478	800	5320	Postage	500	500	500
772	650	1,000	5330	Telephone	500	500	500
365	210	300	5510	Legal Notices Public Hearings, Appeals, RFP's, etc	200	200	200
18	961	850	5810	Travel/Food & Lodging OAMR Lodging OAMR Regional OAMR Meals OAMR Mid Year Academy WSU Travel	650	650	650
504	890	350	5850	Training and Conferences OAMR Conference OAMR Mid Year Academy	450	450	450
496	324	225	5870	Membership/Dues/Subscriptions OAMR IIMC Chronicle VISA Annual Fee CMC	300	300	300
1,672	1,107	1,300	6010	Office Supplies	850	850	850
7	0	0	6090	Special Department Supplies	0	0	0
111	0	0	6410	Books and Periodicals	75	75	75
0	0	0	6950	Miscellaneous Expenses Nameplates/Plaques/Gavel	200	200	200
6,822	5,077	8,475		Total Materials & Services	7,225	7,225	7,225

# City of The Dalles, Oregon

City Clerk (Dept. 05)

1991/92 Actual	1992/93 Actual	1993/94 Budget	Acct. No.	Line Item	1994/95 Proposed Budget	1994/95 Approved Budget	1994/95 Adopted Budget
467	405	1,000	7440	Office Equipment	600	600	600
				Lateral File Cabinet			
0	0	0	7450	Computer Equipment	0	0	0
467	405	1,000		Total Capital Outlay	600	600	600
83,112	52,877	61,018		Department Total	60,810	60,810	60,810

**This page left blank intentionally**

## City of The Dalles, Oregon

# L E G A L / J U D I C I A L

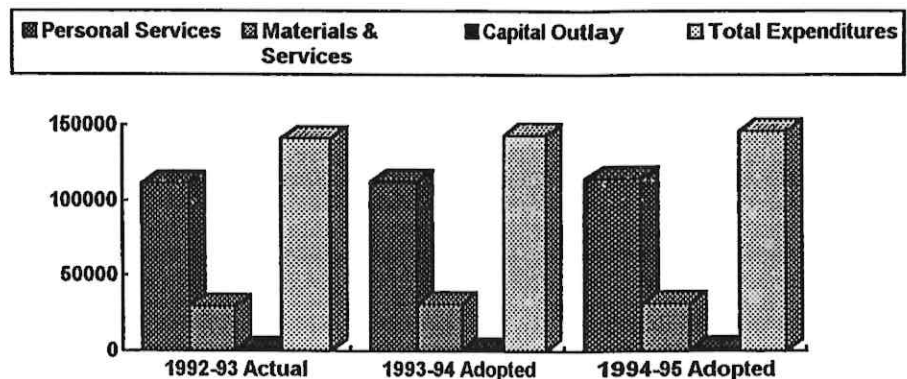
**Mission: To Provide A Variety Of Legal Services To City Council Members, Staff Members and Citizens Promptly and Efficiently.**

The Legal & Judicial Department consists of the City Attorney's office and the Municipal Court. Staff include the City Attorney, Legal Secretary and the Municipal Court Judge.

The City Attorney is appointed by the Council and represents the City in all actions, suits or proceedings in which the City of The Dalles is legally interested. The City Attorney is responsible for preparing and reviewing a wide variety of documents including contracts, deeds, resolutions and ordinances. The City Attorney attends City Council meetings and Planning Commission meetings and gives legal advice to staff members and City Council on questions concerning any matter in which the City is interested.

The Municipal Court, presided over by the Municipal Court Judge, has jurisdiction over all crimes and offenses punishable by ordinances of the City of The Dalles, and certain offenses provided for by Oregon law. The Municipal Judge is the judicial officer of the City and is appointed by the Council.

The following chart illustrates the department's expenditure levels by category for 1992-93 actuals, 1993-94 Adopted Budget, and the 1994-95 Adopted Budget.



# City of The Dalles, Oregon

## Legal & Judicial (Dept. 07)

1991/92 Actual	1992/93 Actual	1993/94 Budget	Acct. No.	Line Item	1994/95 Proposed Budget	1994/95 Approved Budget	1994/95 Adopted Budget
61,273	65,986	71,035	1100	Regular Salaries City Attorney Legal Secretary	73,530	73,530	73,530
14,012	14,012	14,012	1200	Parttime / Temporary Salaries Municipal Judge	14,012	14,012	14,012
160	62	150	1300	Overtime Salaries	150	150	150
5,772	6,125	6,518	2050	Employer FICA Expense	6,709	6,709	6,709
7,389	15,813	9,590	2100	Retirement Contributions	9,927	9,927	9,927
7,205	7,930	9,348	2150	Medical Insurance	8,707	8,707	8,707
457	495	533	2200	LTD Insurance	552	552	552
85	85	85	2250	Life Insurance	85	85	85
934	660	839	2300	Workers Compensation Insurance	739	739	739
97,287	111,168	112,110		Total Personal Services	114,411	114,411	114,411
265	132	400	3230	Special Legal Services	600	600	600
13,040	11,427	12,000	3232	Court Appointed Attorney Fees	12,000	12,000	12,000
1,293	45	500	3235	Protem City Attorney Expense	500	500	500
0	4,413	1,000	3900	Other Contractual	1,000	1,000	1,000
836	1,026	1,500	4340	Office Equip Repair/Mntnce	1,000	1,000	1,000
884	215	500	4500	Witness Jury Fees	500	500	500
1,040	1,681	2,430	4510	Interpreter Fees	2,430	2,430	2,430
281	459	1,000	5100	Crime Victims	1,000	1,000	1,000
374	1,169	1,400	5320	Postage	1,400	1,400	1,400
1,873	1,859	2,000	5330	Telephone	2,000	2,000	2,000
50	143	250	5810	Travel/Food & Lodging	250	250	250
1,384	1,374	1,750	5850	Training and Conferences LOC Conferences OCAA Winter Conf. MCBA Annual Conf. Other	1,750	1,750	1,750
505	481	500	5870	Membership/Dues/Subscriptions	500	500	500
2,298	816	2,000	6010	Office Supplies	1,750	1,750	1,750
4,236	3,935	3,500	6410	Books and Periodicals	4,000	4,000	4,000
0	0	0	6480	Computer Software upgrades	200	200	200
0	0	0	6980	Assets Less Than \$250 Storage Cabinet	100	100	100
28,358	29,174	30,730		Total Materials & Services	30,980	30,980	30,980
1,540	405	250	7440	Office Equipment Fax Machine (Share)	0	0	0
0	379	0	7450	Computer Equipment Monitor, Mouse, HD	900	900	900
1,540	784	250		Total Capital Outlay	900	900	900
127,185	141,126	143,090		Department Total	146,291	146,291	146,291

## City of The Dalles, Oregon

# F I N A N C E

### Mission: To Provide Excellence in Service

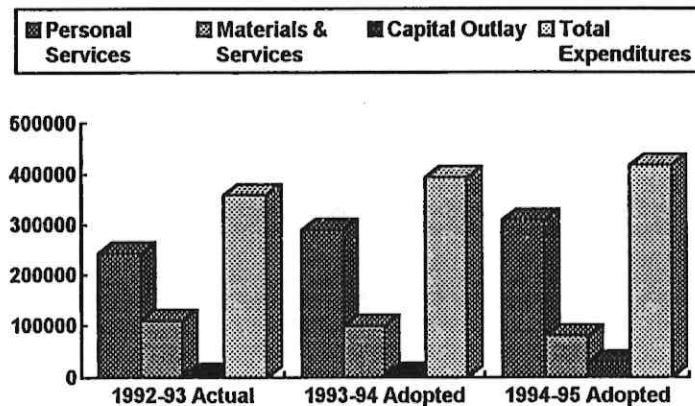
The Finance Department provides services to all funds, divisions, departments and personnel of the City, and to the citizens of The Dalles. It is the center of the City's financial and accounting functions.

Accounting services provided include payroll, purchasing and accounts payable, water and sewer billings and collections, miscellaneous accounts receivable, cash receipts, debt service, fixed assets, analyses and financial reporting. Accounting controls and procedures are the responsibility of this department. Budgets and budget documents are prepared by the Finance Department.

All telephone calls to City Hall are handled by the Finance Department. City Hall mail is received and distributed by this department. Cash collections and payments are received daily here.

The Finance Department is staffed by eight positions including the Municipal Court Clerk.

The following chart illustrates the department's expenditure levels by category for 1992-93 actuals, 1993-94 Adopted Budget, and the 1994-95 Adopted Budget.



# City of The Dalles, Oregon

Finance (Dept. 09)

1991/92 Actual	1992/93 Actual	1993/94 Budget	Acct. No.	Line Item	1994/95 Proposed Budget	1994/95 Approved Budget	1994/95 Adopted Budget
166,722	177,458	206,864	1100	Regular Salaries	223,148	223,148	223,148
				Director			
				Acctng Supv			
				P/R Clerk			
				Customer Service Rep			
				A/P Clerk			
				U/B Clerk			
				Cashier/Receptionist			
				Court Clerk			
4,557	2,217	4,000	1300	Overtime Salaries	4,000	4,000	4,000
0	409	392	1360	Employee Sick Leave Redemption	0	0	0
13,103	13,776	16,162	2050	Employer FICA Expense	17,377	17,377	17,377
16,323	23,730	25,224	2100	Retirement Contributions	29,429	29,429	29,429
19,827	24,427	33,708	2150	Medical Insurance	32,575	32,575	32,575
1,116	1,244	1,467	2200	LTD Insurance	1,576	1,576	1,576
273	298	342	2250	Life Insurance	341	341	341
1,510	768	1,299	2300	Workers Compensation Insurance	1,001	1,001	1,001
223,432	244,328	289,458		Total Personal Services	309,447	309,447	309,447
0	1,670	700	3150	Accounting / Advisory Services	1,000	1,000	1,000
1,441	2,508	2,500	3200	Computer Services	19,000	19,000	19,000
0	0	0	3220	Software Maintenance	10,255	10,255	10,255
372	1,000	0	4110	Water and Sewer Service	0	0	0
2,219	1,545	0	4210	Garbages Services	0	0	0
0	0	0	4320	Computer Maintenance	4,500	4,500	4,500
415	3,370	1,400	4340	Office Equip Repair/Mntnce	1,500	1,500	1,500
16	0	0	4380	Tires and Tire Repair	0	0	0
17,872	17,783	26,500	5320	Postage	17,000	17,000	17,000
5,802	3,875	4,500	5330	Telephone	4,200	4,200	4,200
0	0	100	5410	Advertising	200	200	200
1,492	1,507	2,000	5510	Legal Notices	2,000	2,000	2,000
2,510	2,853	1,037	5810	Travel/Food & Lodging	1,800	1,800	1,800
3,977	2,496	1,700	5850	Training and Conferences	1,700	1,700	1,700
				OMFOA Training Sess.	200		
				OSCPA Seminars (8)	800		
				N.W.G.F.I.	400		
				Other Staff Training	300		
					1,700		
1,329	1,583	890	5870	Membership/Dues/Subscriptions	1,255	1,255	1,255
				State Boards of Acct	200		
				AICPA	190		
				OSCPA	270		
				OMFOA	110		
				GASB	130		
				Credit Bureau	180		
				F.I.B.	20		
				GFOA	155		
					1,255		
9,888	8,397	9,000	6010	Office Supplies	12,000	12,000	12,000
484	258	450	6020	Janitorial Supplies	0	0	0

## City of The Dalles, Oregon

### Finance (Dept. 09)

1991/92 Actual	1992/93 Actual	1993/94 Budget	Acct. No.	Line Item	1994/95 Proposed Budget	1994/95 Approved Budget	1994/95 Adopted Budget
11,095	11,325	0	6220	Electricity	0	0	0
82	325	100	6410	Books and Periodicals	150	150	150
235	53	2,000	6480	Computer Software	2,000	2,000	2,000
40,000	40,000	40,000	6750	Loan Principal Payments	0	0	0
11,779	8,766	5,800	6760	Loan Interest Payments	975	975	975
79	34	0	6990	Cash - Long or (Short)	0	0	0
111,087	109,347	98,677		Total Materials & Services	79,535	79,535	79,535
5,254	795	1,475	7430	Furniture and Fixtures	0	0	0
0	1,380	775	7440	Office Equipment	0	0	0
3,173	2,535	3,000	7450	Computer Equipment	28,000	28,000	28,000
8,427	4,710	5,250		Total Capital Outlay	28,000	28,000	28,000
342,945	358,385	393,385		Department Total	416,982	416,982	416,982

This page left blank intentionally

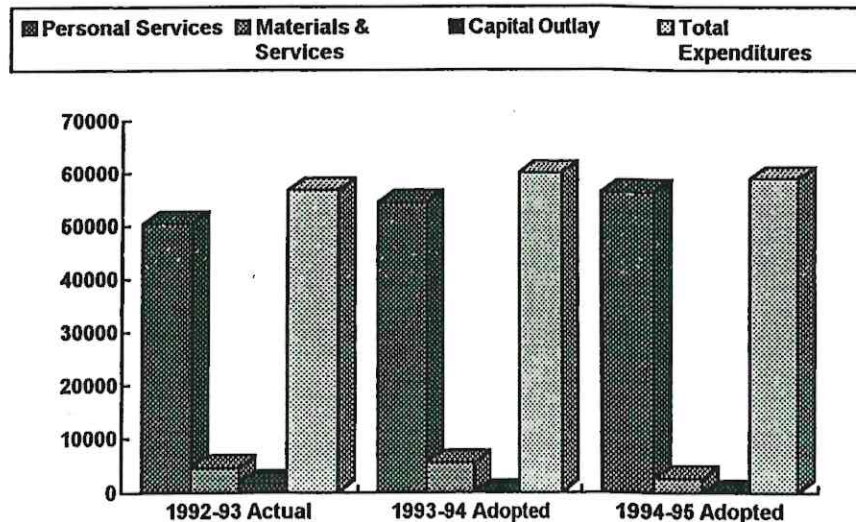
## City of The Dalles, Oregon

# P E R S O N N E L

### Mission: People at Work

The Personnel Department administers the City personnel programs in accordance with established rules, policies and procedures, and insures that all personnel transactions comply with applicable state and federal employment regulations. This includes interpretation of City rules, policies and procedures to supervisory officials and to City employees in connection with personnel transactions and departmental programs. Job classification studies are conducted for City positions to determine the appropriateness of allocations and the Personnel Department prepares class specifications for new job categories and makes recommendations to the City Manager for classification changes. The Personnel Director serves as the A.D.A. compliance person, and administers the retirement plan for the City. Recruitment, examinations and E.E.O.C. compliance are performed by the Personnel Department. The City's official personnel files are maintained in this department. The Personnel Director works under the direction of the City Manager.

The following chart illustrates the department's expenditure levels by category for 1992-93 actuals, 1993-94 Adopted Budget, and the 1994-95 Adopted Budget.



# City of The Dalles, Oregon

## Personnel (Dept. 10)

1991/92 Actual	1992/93 Actual	1993/94 Budget	Acct. No.	Line Item	1994/95 Proposed Budget	1994/95 Approved Budget	1994/95 Adopted Budget
38,863	39,988	43,038	1100	Regular Salaries	44,772	44,772	44,772
				Director			
2,973	3,059	3,293	2050	Employer FICA Expense	3,425	3,425	3,425
4,996	5,398	5,811	2100	Retirement Contributions	6,044	6,044	6,044
1,343	1,475	1,740	2150	Medical Insurance	1,621	1,621	1,621
275	300	323	2200	LTD Insurance	309	309	309
43	43	43	2250	Life Insurance	43	43	43
178	159	250	2300	Workers Compensation Insurance	206	206	206
49	0	0	2900	Other Employee Benefits	0	0	0
48,720	50,422	54,498		Total Personal Services	56,420	56,420	56,420
0	0	300	4340	Office Equip Repair/Mntnce	50	50	50
				Print cartridge			
0	0	325	5310	Communications	0	0	0
43	181	150	5320	Postage	175	175	175
0	620	0	5330	Telephone	650	650	650
586	538	680	5810	Travel/Food & Lodging	450	450	450
				1500 miles			
				Parking			
				Meals			
				Lodging			
504	197	720	5850	Training and Conferences	600	600	600
				BLI Wage & Hour			
				BLI Emp. Rts. & Rsp.			
				Misc EEOC			
				LOMAR			
				ADA			
15	490	270	5870	Membership/Dues/Subscriptions	350	350	350
				Butterworth			
				HRC Pay			
				IPMA Pay			
255	920	650	6010	Office Supplies	350	350	350
				General Supplies			
				Forms PAF's - Calc			
147	102	0	6090	Special Department Supplies	0	0	0
930	1,559	2,410	6690	Employee Relations	0	2,200	2,200
2,480	4,607	5,505		Total Materials & Services	2,625	4,825	4,825
0	0	0	7430	Furniture & Fixtures	0	0	0
0	530	0	7440	Office Equipment	0	0	0
0	1,295	0	7450	Computer Equipment	0	0	0
0	1,825	0		Total Capital Outlay	0	0	0
51,200	56,854	60,003		Department Total	59,045	61,245	61,245

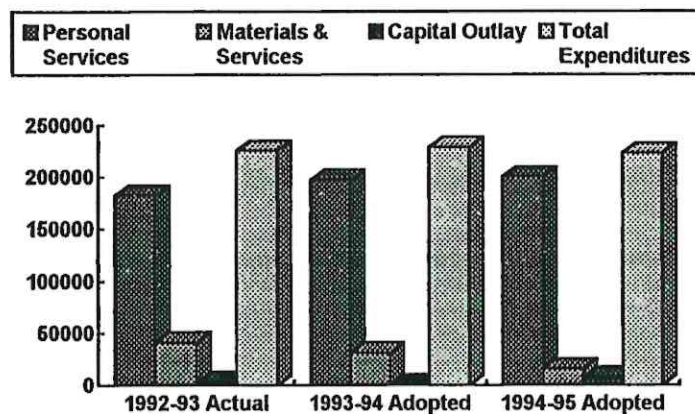
## City of The Dalles, Oregon

# COMMUNITY / ECONOMIC DEVELOPMENT

### Mission: Preparing For The Future

The Community and Economic Development Department is responsible for the development and implementation of current and long range management of the airport; coordination of the Columbia Gateway Urban Renewal Agency; implementation of the community vision; and other activities affecting the growth and development of the City. The department provides professional assistance to the City Council, Airport Commission, Planning Commission, Historical Landmarks Commission, and the Columbia Gateway Urban Renewal Agency. The staff assists these governing bodies in the development, maintenance and interpretation of the City's various ordinances. This department also holds primary responsibility for development and maintenance of the City's Comprehensive Plan. This plan is the primary document from which zoning, subdivision and other land use ordinances are developed and used by the City to guide development according to established policies.

The following chart illustrates the department's expenditure levels by category for 1992-93 actuals, 1993-94 Adopted Budget, and the 1994-95 Adopted Budget.



# City of The Dalles, Oregon

## Community & Econ. Development (Dept. 11)

1991/92 Actual	1992/93 Actual	1993/94 Budget	Acct. No.	Line Item	1994/95 Proposed Budget	1994/95 Approved Budget	1994/95 Adopted Budget
126,479	137,172	145,933	1100	Regular Salaries	151,241	151,241	151,241
				Director			
				Assistant			
				Secretary			
				Senior Planner			
2,855	0	0	1200	Parttime / Temporary Salaries	0	0	0
0	52	300	1300	Overtime Salaries	500	500	500
9,837	10,498	11,187	2050	Employer FICA Expense	11,609	11,609	11,609
12,672	18,323	19,701	2100	Retirement Contributions	20,418	20,418	20,418
13,124	13,709	15,600	2150	Medical Insurance	14,166	14,166	14,166
924	1,009	1,083	2200	LTD Insurance	1,135	1,135	1,135
167	170	175	2250	Life Insurance	171	171	171
765	690	2,850	2300	Workers Compensation Insurance	622	622	622
166,823	181,624	196,829		Total Personal Services	199,862	199,862	199,862
0	2,245	0	3000	Contractual Services	0	0	0
446	24,983	0	3850	Comprehensive Plan	0	0	0
0	0	1,000	3855	Base Mapping	1,000	1,000	1,000
				Comp Plan	500		
				Zoning Map	500		
					1,000		
5,971	0	0	3860	Geologic Study	0	0	0
0	0	16,700	3900	Other Contractual Services	2,000	2,000	2,000
				Planning Assist			
245	12	0	4310	Building/Ground Repair/Mntnce	0	0	0
0	0	200	4320	Computer Repair	200	200	200
299	90	180	4340	Office Equip Repair/Mntnce	80	80	80
				Typewriter			
0	92	200	4350	Vehicle Repair and Service	200	200	200
				Tire Mnt & Dsmnt	70		
				Alignment	40		
				Misc repair	90		
					200		
16	30	150	4360	Gas/Oil/Diesel & Lubricants	120	120	120
4	0	0	4370	Gen. Equip Repair & Maintenance	0	0	0
0	13	50	4380	Tires and Tire Repair	0	0	0
716	2,587	2,088	5320	Postage	1,740	1,740	1,740
				500 Pieces/mo @ .29			
2,046	2,193	2,600	5330	Telephone	2,600	2,600	2,600
719	1,389	1,250	5510	Legal Notices	908	908	908
1,210	335	600	5515	Filing Fees	1,020	1,020	1,020
				1/mo @ 85			
1,268	2,024	1,240	5810	Travel/Food & Lodging	1,850	1,850	1,850
				Mileage 16 @ 55	880		
				LOC (1) staff	200		
				APA (2) staff	150		
				OPI (1) staff	100		
				OAMA (2)	200		
				WAMA (2)	200		
				Monthly Meetings	120		
					1,850		

# City of The Dalles, Oregon

## Community & Econ. Development (Dept. 11)

1991/92 Actual	1992/93 Actual	1993/94 Budget	Accl. No.	Line Item	1994/95 Proposed Budget	1994/95 Approved Budget	1994/95 Adopted Budget
756	934	520	5850	Training and Conferences	700	700	700
				LOC (1) staff	150		
				APA (2) staff	150		
				OPI (1) staff	100		
				OAMA (2)	50		
				WAMA (2)	50		
				Seminars	<u>200</u>		
					700		
330	291	161	5870	Membership/Dues/Subscriptions	288	288	288
				APA - 2	263		
				VISA	<u>25</u>		
					288		
1,815	2,832	2,950	6010	Office Supplies	2,400	2,400	2,400
				Film/slides	300		
				Assessor's list	200		
				Mylar/paper	100		
				General Supplies	<u>1,800</u>		
					2,400		
535	577	500	6090	Special Department Supplies	0	0	0
0	0	227	6410	Books and Periodicals	275	275	275
				Books	100		
				Newspapers - 2	100		
				Zoning Report	<u>75</u>		
					275		
0	0	450	6480	Computer Software	0	0	0
90	0	100	6950	Miscellaneous Expenses	100	100	100
				Meeting room charges			
16,467	40,626	31,166		Total Materials & Services	15,481	15,481	15,481
417	1,497	500	7440	Office Equipment	3,615	3,615	3,615
				Copier	3,365		
				Chair	<u>250</u>		
					3,615		
1,985	1,530	100	7450	Computer Equipment	3,800	3,800	3,800
				2 Computers			
2,402	3,027	600		Total Capital Outlay	7,415	7,415	7,415
185,692	225,276	228,595		Department Total	222,758	222,758	222,758

This page left blank intentionally

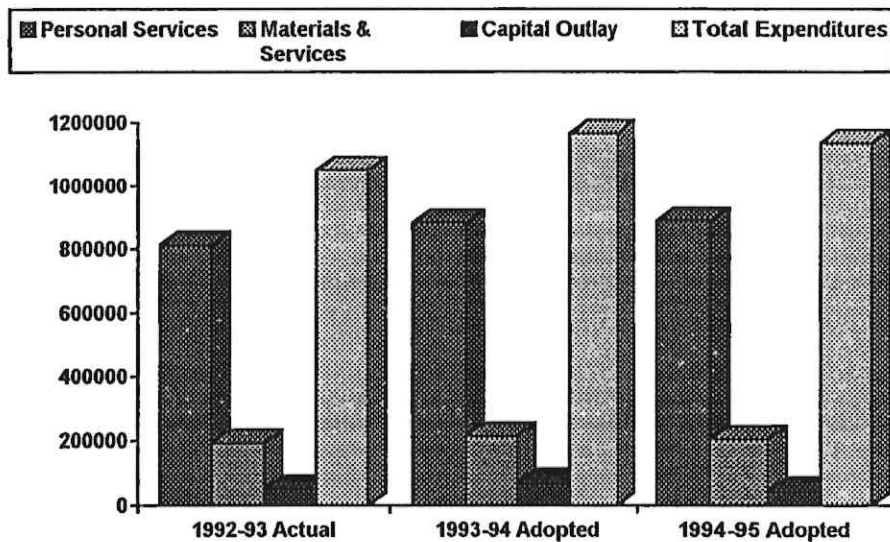
## City of The Dalles, Oregon

# P O L I C E

### Mission: Strive for Excellence

The Police Department is responsible for the public safety within the City Limits of the City of The Dalles. Services include the protection of life and property, the detection and apprehension of offenders, enforcement of traffic laws and City ordinances. Non-enforcement programs include the Crime Prevention Program, Officer in the Schools, Block Homes, Neighborhood Watch, Law Enforcement Explorers, Police Chaplain, Police Reserves and a college practicum program. The Police Department works very closely with other law enforcement agencies in the area as well as the City Council and other City departments.

The following chart illustrates the department's expenditure levels by category for 1992-93 actuals, 1993-94 Adopted Budget, and the 1994-95 Adopted Budget.



# City of The Dalles, Oregon

## Police (Dept. 13)

1991/92 Actual	1992/93 Actual	1993/94 Budget	Acct. No.	Line Item	1994/95 Proposed Budget	1994/95 Approved Budget	1994/95 Adopted Budget
507,501	537,124	571,689	1100	Regular Salaries	577,299	577,299	577,299
				1 Chief of Police			
				1 Captain			
				4 Sergeants			
				10 Patrol Officers			
				1 Confidential Sec.			
				1 Dept. Sec.			
1,518	2,822	2,300	1200	Parttime / Temporary Salaries	3,000	3,000	3,000
20,453	23,881	25,000	1300	Overtime Salaries	30,000	30,000	30,000
0	4,120	3,746	1360	Employee Sick Leave Redemption	4,609	4,609	4,609
40,505	43,439	46,110	2050	Employer FICA Expense	47,041	47,041	47,041
102,796	112,928	124,167	2100	Retirement Contributions	125,878	125,878	125,878
59,091	63,723	76,764	2150	Medical Insurance	72,746	72,746	72,746
3,381	3,633	3,923	2200	LTD Insurance	3,919	3,919	3,919
763	760	767	2250	Life Insurance	767	767	767
23,443	20,456	27,866	2300	Workers Compensation Insurance	22,390	22,390	22,390
759,452	812,887	882,332		Total Personal Services	887,649	887,649	887,649
65,966	107,805	134,667	3300	Wasco County Comm. Agcy	134,667	116,316	116,316
2,144	3,430	4,500	3550	Towing Services	3,500	3,500	3,500
1,013	5,461	1,500	3590	Custodial Medical Expenses	1,000	1,000	1,000
				Prisoner Medical	500		
				Rape Examinations	250		
				Child Abuse Exams	250		
					1,000		
394	674	300	4310	Building/Ground Repair/Mntnce	1,000	1,000	1,000
1,504	1,994	1,500	4330	Radio Repair and Maintenance	1,500	1,500	1,500
				12 Vehicle Radios			
				2 Base Stations			
				20 Hand Held Radios			
				1 Portable Alarm			
				3 Radar			
872	1,097	1,500	4340	Office Equip Repair/Mntnce	1,500	1,500	1,500
				Fax Repair	600		
				Copy Machine Repair	600		
				Typewriter Repair	300		
					1,500		
9,391	8,477	9,000	4350	Vehicle Repair and Service	9,000	9,000	9,000
				12 Police Vehicles			
13,047	13,105	14,800	4360	Gas/Oil/Diesel & Lubricants	14,000	14,000	14,000
2,562	2,916	3,800	4380	Tires and Tire Repair	3,500	3,500	3,500
				Highway Tires			
				Snow Tires			
				Alignments			
				Snow Chains			
656	1,337	1,200	5320	Postage	1,500	1,500	1,500
7,916	10,865	10,000	5330	Telephone	12,000	12,000	12,000
373	211	400	5410	Advertising	400	400	400
				Safety Messages	250		
				Auction Advertising	150		
					400		
0	661	0	5610	Microfilming	800	800	800
				Every Other year			
(35)	0	0	5810	Travel Food & Lodging Expenses	0	0	0

# City of The Dalles, Oregon

Police (Dept. 13)

1991/92 Actual	1992/93 Actual	1993/94 Budget	Acct. No.	Line Item	1994/95 Proposed Budget	1994/95 Approved Budget	1994/95 Adopted Budget
7,052	4,388	5,000	5850	Training and Conferences	5,000	5,000	5,000
				Management Training	1,000		
				Chief/BPSST Conference	500		
				Investigator Training	1,000		
				All Other Classes	<u>2,500</u>		
					5,000		
757	521	500	5870	Membership/Dues/Subscriptions	500	500	500
				OACP Dues	130		
				Arson Strike Force	5		
				Tactical Officers ASSn	50		
				Word Perfect Support	50		
				Newspaper	75		
				Notary Fees	50		
				State Bid Fees	100		
				Misc Dues/Subscriptions	<u>40</u>		
					500		
2,347	2,261	1,750	5920	Sert	2,800	2,800	2,800
				Ammunition	1,000		
				Batteries	150		
				Clothing	390		
				Radio Head Sets	1,000		
				Training	<u>260</u>		
					2,800		
0	1,988	1,750	5925	Reserves	2,000	2,000	2,000
				Uniforms & Equip	1,500		
				Training Expenses	<u>500</u>		
					2,000		
590	1,544	1,750	5930	Explorers	2,000	2,000	2,000
				Uniforms & Equipment	1,500		
				Conferences & Trng	300		
				ReChartering	<u>200</u>		
					2,000		
0	4,275	1,400	5950	Hepatitis Vaccine	1,400	1,400	1,400
1,998	3,051	2,750	6010	Office Supplies	3,500	3,500	3,500
				Tablets,Pencils,Pens	1,850		
				Computer Paper	300		
				Printed Forms	600		
				Copy/Fax Machine Supplies	650		
				Business Cards	<u>100</u>		
					3,500		
273	154	300	6020	Janitorial Supplies	500	500	500
1,240	2,224	2,000	6065	Ammunition	4,000	4,000	4,000
				Handgun Ammunition	3,000		
				Shotgun Ammunition	400		
				Targets	500		
				Cleaning Supplies	<u>100</u>		
					4,000		
5,437	4,433	7,500	6080	Clothing/New-Repair	7,000	7,000	7,000
				Replace/Repair	4,000		
				Raincoats	1,200		
				Bike Clothing	500		
				Safety Vests	700		
				Uniform Patches	<u>600</u>		
					7,000		

# City of The Dalles, Oregon

Police (Dept. 13)

1991/92 Actual	1992/93 Actual	1993/94 Budget	Acct. No.	Line Item	1994/95 Proposed Budget	1994/95 Approved Budget	1994/95 Adopted Budget
5,052	6,771	6,000	6090	Special Department Supplies	6,500	6,500	6,500
				Film Processing	550		
				Invest Supplies	2,000		
				Batteries	800		
				Safety Flares	700		
				Translation Fees	500		
				Citations/Complaints	650		
				ID Cards	500		
				Flowers/Gifts	100		
				Pager Rentals	500		
				First Aid Supplies	<u>200</u>		
					6,500		
0	200	0	6480	Computer Software	500	500	500
0	1,262	500	6650	Recruitment	0	0	0
0	0	0	6980	Fixed Assets Less Than \$250	2,900	2,900	2,900
				Computer Equip	1,194		
				Poloroid Cameras (2)	356		
				Tape Recorders (5)	200		
				Measuring Tapes (5)	250		
				Barricade Tape (5)	100		
				Chemical Mace (20)	400		
				Handcuffs (4)	<u>400</u>		
					2,900		
130,551	191,106	214,367		Total Materials & Services	222,967	204,616	204,616
31,298	31,716	45,000	7420	Vehicles	33,860	33,860	33,860
				2 Patrol Vehicles			
12,743	7,652	1,000	7425	Communications Equipment	1,300	1,300	1,300
				3 Scan Portable Radios			
0	718	1,000	7430	Furniture and Fixtures	1,000	1,000	1,000
				1 Refrigerator	250		
				1 Mailbox	250		
				1 Squad Room Table	250		
				1 Office Chair	<u>250</u>		
					1,000		
0	2,567	800	7440	Office Equipment	0	0	0
1,107	3,232	17,800	7450	Computer Equipment	0	0	0
895	1,364	3,600	7460	Equipment, Other	7,500	7,500	7,500
				5 Shotguns	1,750		
				5 Shotgun Lites	750		
				2 Mobile Video Camera	4,000		
				1 Portable Intoxilizer	<u>1,000</u>		
					7,500		
46,043	47,250	69,200		Total Capital Outlay	43,660	43,660	43,660
936,046	1,051,243	1,165,899		Department Total	1,154,276	1,135,925	1,135,925

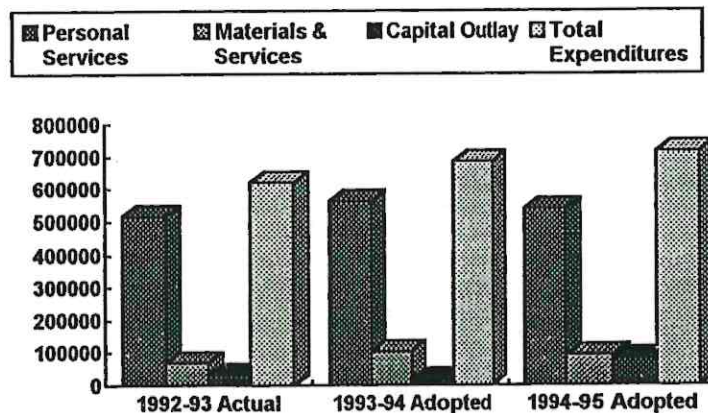
## City of The Dalles, Oregon

# FIRE

**Mission: To Provide Friendly, Innovative, Responsive, Efficient Service.**

The primary mission of the Fire Department is to provide a range of programs designed to protect the lives and property of the inhabitants of the City of The Dalles from the adverse effects of fire or exposure to dangerous conditions created by either man or nature. To accomplish this mission, the department is staffed with full-time, paid personnel, volunteer firefighters, and a new firefighter cadet program. The department currently operates from a central fire station adjacent to City Hall, and prides itself that each firefighter is trained in not only fire suppression, but also fire prevention, public fire education and hazardous materials.

The following chart illustrates the department's expenditure levels by category for 1992-93 actuals, 1993-94 Adopted Budget, and the 1994-95 Adopted Budget.



# City of The Dalles, Oregon

Fire (Dept. 15)

1991/92 Actual	1992/93 Actual	1993/94 Budget	Acct. No. Line Item	1994/95 Proposed Budget	1994/95 Approved Budget	1994/95 Adopted Budget
341,806	353,447	367,482	1100 Regular Salaries	331,975	331,975	331,975
			1 Fire Chief 50%			
			1 Asst. Chief/Fire Marshal			
			1 Captain 50%			
			1 Captain			
			3 Lieutenants			
			3 Engineer/EMTs			
			1 Secretary 50%			
0	0	0	1200 Parttime/Temporary Salaries	8,984	8,984	8,984
			1 Seasonal Temp. Firefighter			
35,562	38,551	54,465	1300 Overtime Salaries	48,000	48,000	48,000
0	1,674	3,705	1360 Employee Sick Leave Redemption	1,587	1,587	1,587
			Chief 50%			
			1 Captain 50%			
			1 Captain			
28,869	30,561	32,563	2050 Employer FICA Expense	29,877	29,877	29,877
66,231	70,837	80,531	2100 Retirement Contributions	72,789	72,789	72,789
29,198	31,163	35,244	2150 Medical Insurance	31,352	31,352	31,352
2,117	2,201	2,501	2200 LTD Insurance	2,237	2,237	2,237
439	419	469	2250 Life Insurance	405	405	405
14,017	11,732	15,460	2300 Workers Compensation Insurance	12,688	12,688	12,688
518,239	540,584	592,420	Total Personal Services	539,894	539,894	539,894
2,200	1,062	200	3000 Contractual Services	786	786	786
			Radio Maint. contract			
0	0	23,900	3010 Engineering Services	0	0	0
0	0	10,000	3020 Architectural Services	0	0	0
4,780	7,812	9,758	3300 Wasco County Comm. Agcy	9,758	8,428	8,428
			5% City share of 911			
1,307	1,435	4,000	3560 Physical Exams	4,200	4,200	4,200
			10 volunteers @ 200			
			10 Paid @ 200			
			1 Temp Firefighter @ 200			
71	4,063	400	3900 Other Contractual Services	500	500	500
			Testing fees/entrance exam			
734	516	500	4310 Building/Ground Repair/Mntnce	500	500	500
2,705	2,134	2,200	4330 Radio Repair and Maintenance	2,000	2,000	2,000
81	251	725	4340 Office Equip Repair/Mntnce	725	725	725
			Computer Maint			
			Office Equip			
				150		
				<u>575</u>		
				725		
6,888	4,396	4,000	4350 Vehicle Repair and Service	4,400	4,400	4,400
2,704	3,533	3,500	4360 Gas/Oil/Diesel & Lubricants	3,850	3,850	3,850

# City of The Dalles, Oregon

Fire (Dept. 15)

1991/92 Actual	1992/93 Actual	1993/94 Budget	Acct. No.	Line Item	1994/95 Proposed Budget	1994/95 Approved Budget	1994/95 Adopted Budget
499	1,259	2,800	4370	Gen. Equip Repair & Maintenance	3,655	3,655	3,655
				Fire Ext. Maint.	300		
				Fire Alarm Maint.	200		
				Overhead Door Maint.	300		
				Fire Hose Maint	500		
				Hydrostatic Test SCBA	300		
				Heating & Air Conditioning	250		
				SCBA Parts, Cleaning Supplies	300		
				Testing Supplies	100		
				Compressor purif. cart.	255		
				Compressor oil/filters	150		
				Air Sensors MSA	500		
				Air Sensor AIM	<u>500</u>		
					3,655		
1,547	352	2,000	4380	Tires and Tire Repair	2,000	2,000	2,000
183	138	300	4390	Shop Eqp & Power Tool Rpr/Main	400	400	400
0	0	790	4405	Hazardous Materials Program	500	500	500
				Absorbants			
0	0	0	4410	Rent of Land and Buildings	0	2,000	2,000
164	299	450	5320	Postage	450	450	450
4,153	4,784	4,800	5330	Telephone	4,630	4,630	4,630
				Telephone cost	3,675		
				911 tie in frm S.Prk	575		
				Cellular phone monthly chg @\$15.00	180		
				Additional air time	<u>200</u>		
					4,630		
122	27	200	5410	Advertising	300	300	300
				Safety Messages	100		
				Testing/Entrance Exams	100		
				Annual Report	<u>100</u>		
					300		
24	0	0	5710	Permits	0	0	0
20	256	2,610	5810	Travel/Food & Lodging	2,800	2,800	2,800
				Career:			
				Seminars (5)	1,400		
				1 day seminars - lunches (15)	300		
				Conference (Secretary)	100		
				Meetings:			
				Staff	500		
				Executive	<u>500</u>		
					2,800		
6,135	5,379	1,860	5850	Training and Conferences	2,598	2,598	2,598
				Training Props:			
				VCR Tapes	100		
				Conference & Seminars(7)	500		
				1 day courses (15)	1,000		
				1 Conference (Secretary)	68		
				Reimb. College Classes	<u>930</u>		
					2,598		

# City of The Dalles, Oregon

Fire (Dept. 15)

1991/92 Actual	1992/93 Actual	1993/94 Budget	Acct. No.	Line Item	1994/95 Proposed Budget	1994/95 Approved Budget	1994/95 Adopted Budget
440	310	450	5870	Membership/Dues/Subscriptions	480	480	480
				Or. Fire Chfs Assn	60		
				Or. Fire Mshls Assn	50		
				Amer. Fire Journal	50		
				Fire Engineering	70		
				Nat. Fire Prot. Assn	75		
				Mid-Col Arson Task Force	5		
				Safety Officers	60		
				Office Administrators Assn.	15		
				City Directory	35		
				Fire Chief Pub.	<u>60</u>		
					480		
16,173	20,548	20,583	5880	Volunteer Training / Activities	21,550	21,550	21,550
				Schools&Seminars:			
				Incentive:			
				Refreshments at meetings	600		
				Rehabilitation&Safety:			
				Meals Prov at major fires	1,725		
				Training:			
				IFSTA Manuals	400		
				Protective Clothing&Safety Equip:			
				Grassfire coats(5)	250		
				Entry Tags (20)	150		
				Nomex Hoods (5)	75		
				Gloves(5)	150		
				Jump Suits(5)	550		
				Grass Fire Helmets (5)	100		
				Safety Goggles (5)	100		
				Gearbags (5)	150		
				Suspenders (5)	50		
				Turnout Boots(5)	250		
				Helmets(5)	500		
				Turnout Pants(5)	1,500		
				Turnout Coats(5)	2,000		
				Volunteer Call Reimbursement:			
				Vol Reim per call/drill	12,000		
				Cadet program	<u>1,000</u>		
					21,550		
2,083	0	0	5890	Ambulance Volunteer Program	0	0	0
0	3,719	1,605	5950	Hepatitis Program	1,220	1,220	1,220
				10 Series @ 87	870		
				10 Titers @ 35	<u>350</u>		
					1,220		
1,743	1,120	1,900	6010	Office Supplies	2,350	2,350	2,350
				Computer Programs/Updates	500		
				Office Supplies	1,750		
				Annual Report Supplies	<u>100</u>		
					2,350		
333	1,187	1,400	6020	Janitorial Supplies	1,700	1,700	1,700
				Laundry/Dry cleaning	1,300		
				Cleaning Supplies	<u>400</u>		
					1,700		
1,197	799	600	6050	Fire Residence Supplies	600	600	600
				Soaps, towels, cleaning supplies			
				Pots, pans, dishes and utensils			

# City of The Dalles, Oregon

Fire (Dept. 15)

1991/92 Actual	1992/93 Actual	1993/94 Budget	Acct. No.	Line Item	1994/95 Proposed Budget	1994/95 Approved Budget	1994/95 Adopted Budget
579	1,154	2,830	6055	Fire Prevention	1,775	1,775	1,775
				Burn Permits	225		
				Maps	100		
				Publ. Ed. Supplies	650		
				Newspaper Advertisement	200		
				NFC Subscription Service	350		
				Film & Processing	<u>250</u>		
					1,775		
4,060	4,926	7,000	6080	Clothing/New-Repair	8,466	8,466	8,466
				ARATEX, rent uniforms & replace	8,350		
				Uniform, boots			
				Belts, badges, name tags & etc			
				1 Temp. Firefighter-uniform	<u>116</u>		
					8,466		
6,281	3,960	4,910	6090	Special Department Supplies	7,396	7,396	7,396
				Protective Clothing&Equipment:			
				Grass fire Jackets (3)	150		
				Entry Tags (20)	150		
				3 Nomex Hoods	45		
				Fire Gloves (10)	300		
				Jump Suits (3)	330		
				Grassfire Helmets (3)	60		
				Safety Goggles (3)	60		
				Gearbags (3)	90		
				Suspenders (3)	30		
				Turnout Boots (3)	150		
				Helmets (3)	300		
				Turnout Pants (3)	900		
				Turnout Coats (3)	1,200		
				Fire Shelters	600		
				Reflective vests(20)	300		
				Fire Investigation Supplies:			
				Extension Cords(2)	50		
				Rubber Gloves	40		
				Dust Pan	12		
				Brushes & Brooms	50		
				Scoop Shovel	25		
				Halogen Lights	34		
				Barrier Tape	15		
				Tool Box holder	100		
				A C Current Detector	20		
				Kneeling Pads	15		
				Long Handled Trowels	40		
				Desk Lamp	35		
				Safety:			
				Passport System	750		
				Supplies:			
				100 gallons Class A foam	1,400		
				Flares & Batteries	100		
				Equipment:			
				Cell Phone Antennas(1)	<u>45</u>		
					7,396		

# City of The Dalles, Oregon

Fire (Dept. 15)

1991/92 Actual	1992/93 Actual	1993/94 Budget	Acct. No.	Line Item	1994/95 Proposed Budget	1994/95 Approved Budget	1994/95 Adopted Budget
1,013	1,386	1,500	6210	Natural Gas	1,500	1,500	1,500
1,028	1,064	1,500	6220	Electricity	1,500	1,500	1,500
0	1,503	0	6760	Loan Interest Payments	0	0	0
		0	6980	Fixed Assets less than \$250	500	500	500
				Storage Cabinet(1)	200		
				Adding Machines (2)	<u>300</u>		
					500		
0	46	0	6990	Cash - Long or (Short)	0	0	0
69,247	79,416	119,271		Total Materials & Services	93,089	93,759	93,759
3,935	0	0	7200	Buildings	1,224	1,224	1,224
				Bay door openers 2 @ \$612.			
17,228	30,000	43,000	7420	Vehicles	61,500	61,500	61,500
				Staff Vehicle/Cargo Mini Van	18,500		
				Engine Lease Purchase pymt	<u>43,000</u>		
					61,500		
2,972	15,595	7,900	7425	Communications Equipment	5,925	5,925	5,925
				Volunteer Pagers (10)	3,750		
				Portable Radios(3)	<u>2,175</u>		
					5,925		
80	0	300	7430	Furniture and Fixtures	1,150	1,150	1,150
				Microwave	300		
				Beds & Mattresses	<u>850</u>		
					1,150		
1,115	310	0	7440	Office Equipment	0	0	0
2,291	1,168	0	7450	Computer Equipment	500	500	500
				Laser Printer (50%)			
4,887	8,585	12,293	7460	Equipment, Other	11,800	11,800	11,800
				Fire Hose	4,000		
				Cascade Bottles	<u>7,800</u>		
					11,800		
609	0	710	7464	Hazardous Material Equipment	600	600	600
				Gas detector pump			
33,116	55,657	64,203		Total Capital Outlay	82,699	82,699	82,699
620,601	675,658	775,894		Department Total	715,682	716,352	716,352

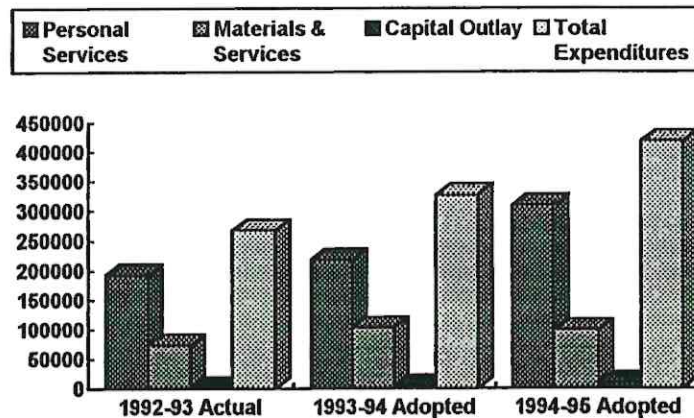
## City of The Dalles, Oregon

# A M B U L A N C E

**Mission: To Provide Friendly, Innovative, Responsive, Efficient Service.**

The Ambulance Department provides a range of emergency medical services to the citizens of the City of The Dalles, including advanced life support, first response medical treatment, patient transfers between medical facilities, and other services as required. This department works closely with the Fire Department to provide overall services to the community in response to emergency situations.

The following chart illustrates the department's expenditure levels by category for 1992-93 actuals, 1993-94 Adopted Budget, and the 1994-95 Adopted Budget.



# City of The Dalles, Oregon

## Ambulance (Dept. 17)

1991/92 Actual	1992/93 Actual	1993/94 Budget	Acct. No.	Line Item	1994/95 Proposed Budget	1994/95 Approved Budget	1994/95 Adopted Budget
102,222	107,642	111,010	1100	Regular Salaries Chief 50% Captain 50% Secretary 50% 1 Engineer/EMT 1 Engineer/EMT 1 Engineer/EMT 1 Engineer/EMT	173,114	173,114	173,114
0	97	0	1200	Parttime / Temporary Salaries Seasonal Temp. Firefighter	8,984	8,984	8,984
37,635	56,800	60,000	1300	Overtime Salaries	50,800	50,800	50,800
0	0	0	1360	Sick Leave Redemption Chief 50% Captain 50%	832	832	832
10,699	12,143	13,082	2050	Employer FICA Expense	17,881	17,881	17,881
13,535	2,285	21,499	2100	Retirement Contributions	37,428	37,428	37,428
8,126	10,766	8,580	2150	Medical Insurance	14,337	14,337	14,337
645	754	692	2200	LTD Insurance	1,147	1,147	1,147
154	63	171	2250	Life Insurance	235	235	235
3,504	2,835	3,445	2300	Workers Compensation Insurance	4,602	4,602	4,602
176,520	193,384	218,479		Total Personal Services	309,360	309,360	309,360
0	0	0	3000	Contractual Services	0	0	0
19,121	31,248	39,033	3300	Wasco County Comm. Agcy Amb share of 911-20%	39,033	33,714	33,714
3,600	3,600	3,600	3320	Physician Advisor Dr. Rich Davis-Annual Contract	3,600	3,600	3,600
0	665	800	3560	Physical Exams 4@200 1 Temp Firefighter @200	1,000	1,000	1,000
5,918	4,766	7,000	3580	Wasco Rural Fire Personnel	3,000	3,000	3,000
244	62	600	3900	Other Contractual Services Radio Maint. Testing Fees	730 180 550 730	730	730
196	94	700	4330	Radio Repair and Maintenance	500	500	500
0	134	425	4340	Office Equip Repair/Matnce	725	725	725
2,058	1,993	3,000	4350	Vehicle Repair and Service	3,000	3,000	3,000
2,985	3,500	4,000	4360	Gas/Oil/Diesel & Lubricants	4,000	4,000	4,000
915	1,947	3,350	4370	Gen. Equip Repair & Maintenance Medical Equipment Lifepak 10 Maint (2) Heart Aid Maint.	3,350 1,000 1,850 500 3,350	3,350	3,350
0	362	2,000	4380	Tires and Tire Repair	2,000	2,000	2,000
784	0	0	5310	Communications	0	0	0
12	53	450	5320	Postage	400	400	400
530	1,538	2,486	5330	Telephone Phone line lease - Telephone cost Cellular Phone Access Monthly Service Charge Additional Air Time	2,610 575 1,200 45 540 250 2,610	2,610	2,610

# City of The Dalles, Oregon

## Ambulance (Dept. 17)

1991/92 Actual	1992/93 Actual	1993/94 Budget	Acct. No.	Line Item	1994/95 Proposed Budget	1994/95 Approved Budget	1994/95 Adopted Budget
67	0	200	5410	Advertising	300	300	300
				Safety Messages	50		
				Eligibility list	150		
				Annual Report production	<u>100</u>		
					300		
0	0	926	5810	Travel/Food & Lodging	1,000	1,000	1,000
				ALS/BLS personnel(6)	900		
				1 Secretary	<u>100</u>		
					1,000		
1,316	1,702	2,500	5830	Amb Meals / Patient Transport	2,000	2,000	2,000
1,926	1,301	4,784	5850	Training and Conferences	4,826	4,826	4,826
				Training Porps&Supplies:			
				VCR tapes	100		
				CPR Training	460		
				Schools & Seminars:			
				ACLS Classes(6)	950		
				Office Support Seminar (1)	66		
				EMT's Upgrade/State	2,500		
				EMS Training	<u>750</u>		
					4,826		
409	1,532	1,700	5870	Membership/Dues/Subscriptions	1,700	1,700	1,700
				Mid-Star Dues(30)	150		
				EMT Cert Fees/Testing Fees	900		
				Amb. License Fees	200		
				Publications	415		
				OVFA Membership	<u>35</u>		
					1,700		
0	76	0	5880	Volunteer Training/Activities	0	0	0
3,764	1,672	2,873	5890	Ambulance Volunteer Program	3,500	3,500	3,500
				Callback Reimb.	2,000		
				Cadet Reimb	500		
				Training:			
				Reimb. EMT classes	500		
				Vol EMS Training	<u>500</u>		
					3,500		
0	81	535	5950	Hepatitis Program	1,220	1,220	1,220
				10Series @\$87.00	870		
				10 Hep Titers @ 35	<u>350</u>		
					1,220		
907	528	850	6010	Office Supplies	1,050	1,050	1,050
				Annual Report Formulation	100		
				Computer Program Updates	350		
				Misc. Supplies	<u>600</u>		
					1,050		
17	271	400	6020	Janitorial Supplies	1,200	1,200	1,200
				Laundry Service/Amb. sheets	700		
				Cleaning Supplies	<u>500</u>		
					1,200		
10,554	12,898	14,805	6060	Expendable Supplies	13,000	13,000	13,000
				Med. Equip.			
				Med. & Drgs for Pat.			
				Med Supplies			

# City of The Dalles, Oregon

## Ambulance (Dept. 17)

1991/92 Actual	1992/93 Actual	1993/94 Budget	Acct. No.	Line Item	1994/95 Proposed Budget	1994/95 Approved Budget	1994/95 Adopted Budget
1,975	1,848	2,900	6080	Clothing/New-Repair Career: Aratex/Laundry Service Uniform Boots Belts,Badges,Name Tags 1 Temp. Firefighter	4,161 4,045  <u>116</u> 4,161	4,161	4,161
2,948	1,932	3,685	6090	Special Department Supplies Emrgcy. Med. Equip. 200 sheets @ \$4. 100 Pillowcases @ 2.5 Protective Clothing & Equip: Coats (2) Pants (2) Suspenders (2) Helmet (2) Boots (2) Nomex Hoods (2) Gearbags (2) Grassfire Jackets (2) Safety Goggles (2) Grassfire Helmets (2) Jumpsuits (2) Gloves (2) Entry Tags (2) Fire Shelters(10) Cell Phone Antennas (2) Flares & Batteries 2" Blue Foam Reflective Vests (20)	2,000 800 250  800 600 20 200 100 30 60 100 40 40 220 60 15 600 80 100 50 <u>300</u> 6,465	6,465	6,465
0	0	0	6980	Fixed Assets less than \$250 File Cabinet (1) Adding Machines (1)	200 <u>150</u> 350	350	350
0	46	0	6990	Cash - Long or (Short)	0	0	0
60,246	73,848	103,602		Total Materials & Services	104,720	99,401	99,401
204	0	0	7420	Vehicles	0	0	0
0	0	600	7425	Communication Equipment 1 Cellular phone	400	400	400
0	125	0	7440	Office Equipment	0	0	0
1,729	400	0	7450	Computer Equipment 1 Laser Printer (50%) 1 Typewriter	1,100 500 <u>600</u> 1,100	1,100	1,100
2,079	250	4,110	7460	Equipment, Other Aerobic Step Benches(5) Semi-auto defibrulator	800 800 <u>8,000</u> 8,800	8,800	8,800
4,012	775	4,710		Total Capital Outlay	2,300	10,300	10,300
240,777	268,008	326,791		Department Total	416,380	419,061	419,061

## City of The Dalles, Oregon

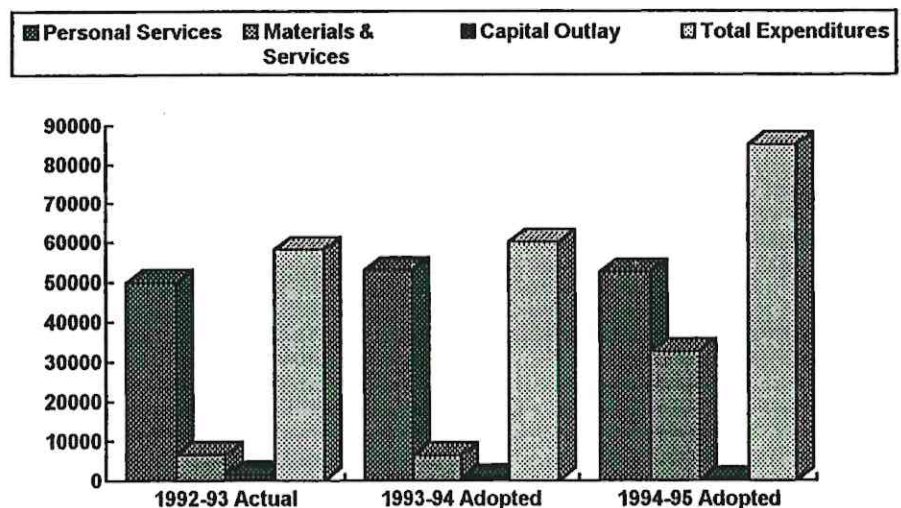
# C O D E E N F O R C E M E N T / R I S K M A N A G E M E N T

**Mission: To Provide An Environment Of Safety And Security Within The City's Operations, and Ensure Compliance With City Codes In A Cost Effective Manner.**

The Code Enforcement / Risk Management Department serves to enforce the various ordinances and codes of the City of The Dalles, as well as protect and advise against accidental loss or losses which would significantly affect personnel, property, the budget, or the ability of the City to fulfill its responsibility to the public. The department develops and applies risk management policies and procedures, including the systematic and continuous identification and analysis of loss exposures, the application of sound risk control procedures, and the financing of risk consistent with financial resources.

The department coordinates with police, fire, planning and utilities departments to investigate complaints from citizens concerning a wide variety of potential code violations. Citations may be issued and abatement procedures are initiated to ensure compliance with City ordinances.

The following chart illustrates the department's expenditure levels by category for 1992-93 actuals, 1993-94 Adopted Budget, and the 1994-95 Adopted Budget.



# City of The Dalles, Oregon

## Code Enforcement/Risk Management (Dept. 20)

1991/92 Actual	1992/93 Actual	1993/94 Budget	Acct. No.	Line Item	1994/95 Proposed Budget	1994/95 Approved Budget	1994/95 Adopted Budget
0	38,013	38,616	1100	Regular Salaries	38,604	38,604	38,604
0	0	743	1360	Employee Sick Leave Redemption	743	743	743
0	2,908	3,011	2050	Employer FICA Expense	3,010	3,010	3,010
0	5,035	5,214	2100	Retirement Contributions	5,212	5,212	5,212
0	3,499	4,128	2150	Medical Insurance	3,838	3,838	3,838
0	280	290	2200	LTD Insurance	290	290	290
0	43	43	2250	Life Insurance	43	43	43
0	190	1,022	2300	Workers Compensation Insurance	772	772	772
0	49,967	53,067		Total Personal Services	52,512	52,512	52,512
0	0	0	3420	Animal Control	0	25,000	25,000
0	0	50	4320	Computer Maintenance	150	150	150
0	80	75	4330	Radio Repair and Maintenance	0	0	0
0	0	85	4340	Office Equipment Repair & Maintenance	105	105	105
0	976	650	4350	Vehicle Repair and Service	476	476	476
0	133	500	4360	Gas/Oil/Diesel & Lubricants	425	425	425
0	0	58	4380	Tires and Tire Repair	218	218	218
0	0	452	5250	Auto Insurance	420	420	420
0	57	267	5320	Postage	300	300	300
0	684	500	5330	Telephone	534	534	534
0	610	462	5810	Travel/Food & Lodging	664	664	664
				State PRIMA Conference	275		
				Local Emerg. Plan. Committee	168		
				Risk Mgmt. Seminar & Com. D, Base	56		
				Gov. Safety Conference	<u>165</u>		
					664		
0	830	615	5850	Training and Conferences	510	510	510
				State PRIMA Conference	80		
				Labor & Industry Tech. Seminar (2)	170		
				Gov. Safety Conference	90		
				Computer Data Base Mgmt.	<u>170</u>		
					510		
0	1,004	650	5870	Membership/Dues/Subscriptions	670	670	670
				PRIMA National + Facts	257		
				PRIMA State Chapter	50		
				National Safety Council	190		
				Practical Risk Management	145		
				OR-OSHA Code Updates	<u>28</u>		
					670		
0	0	372	5880	Volunteer Training & Activities	742	742	742
				OR-OSHA Trng Wrkshps	72		
				Def. Driving Training/Testing	395		
				Program			
				Safety Committee Emblems/Awards	<u>275</u>		
					742		
0	2,056	663	6010	Office Supplies	904	904	904
				Paper/Env/Clips/Pens	414		
				Disks/Film/Batteries etc.	<u>490</u>		
					904		
0	0	67	6080	Clothing	0	0	0
0	104	311	6410	Books/Periodicals/References	741	741	741
				City Directory	80		
				Risk Mng. Spec. Events Manual	365		
				Family Sfty/Hlth for Empl	<u>296</u>		
					741		

# City of The Dalles, Oregon

## Code Enforcement/Risk Management (Dept. 20)

1991/92 Actual	1992/93 Actual	1993/94 Budget	Acct. No.	Line Item	1994/95 Proposed Budget	1994/95 Approved Budget	1994/95 Adopted Budget
0	0	500	6480	Computer Software	456	456	456
0	0	0	6980	Assets less than \$250	266	266	266
0	6,534	6,277		Total Materials & Services	7,581	32,581	32,581
0	0	300	7440	Office Equipment	0	0	0
0	1,545	425	7450	Computer Equipment	0	0	0
0	1,545	725		Total Capital Outlay	0	0	0
0	58,046	60,069		Department Total	60,093	85,093	85,093

This page left blank intentionally

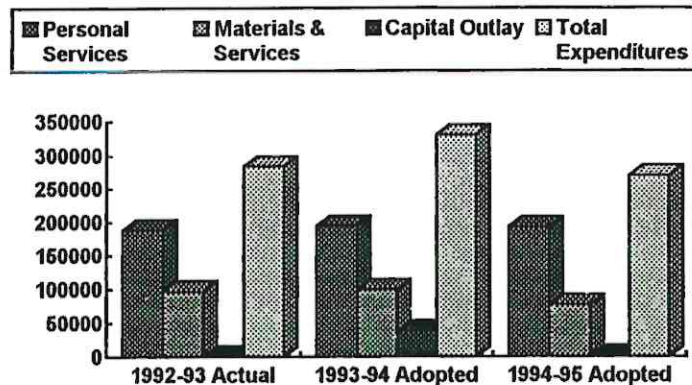
## City of The Dalles, Oregon

# LIBRARY

### Mission: Picture Yourself Reading

The Dalles-Wasco County Public Library serves the residents of Wasco County as well as the residents of surrounding areas through reciprocal borrowing agreements. It is operated as a General Fund department of the City of The Dalles and is funded partially by the City and partially by Wasco County. The library serves as the only library for the Columbia Gorge Community College and provides assistance to other libraries in Wasco County. Services provided by the library each year include more than 100,000 loans of books, magazines, compact discs, videos, maps and various other media; reference assistance and instruction in library use; interlibrary loans and reserve requests; an outreach program serving the homebound and institutions; ESL (English as a Second Language) and literacy services; and children's storyhours and film programs.

The following chart illustrates the department's expenditure levels by category for 1992-93 actuals, 1993-94 Adopted Budget, and the 1994-95 Adopted Budget.



# City of The Dalles, Oregon

## Library (Dept. 21)

1991/92 Actual	1992/93 Actual	1993/94 Budget	Acct. No.	Line Item	1994/95 Proposed Budget	1994/95 Approved Budget	1994/95 Adopted Budget
94,706	133,703	143,896	1100	Regular Salaries Librarian Asst. Librarian Library Ck. II Lib. Clerks (3.5)	152,779	145,244	145,244
43,562	5,758	0	1200	Parttime / Temporary Salaries	0	0	0
120	217	0	1300	Overtime Salaries	0	0	0
0	802	864	1360	Employee Sick Leave Redemption	898	898	898
10,587	10,747	11,075	2050	Employer FICA Expense	11,756	11,179	11,179
17,205	18,612	19,590	2100	Retirement Contributions	20,625	18,591	18,591
12,258	15,887	16,152	2150	Medical Insurance	14,168	14,168	14,168
651	789	979	2200	LTD Insurance	870	870	870
174	213	213	2250	Life Insurance	213	213	213
825	697	930	2300	Workers Compensation Insurance	807	769	769
180,087	187,425	193,699		Total Personal Services	202,116	191,932	191,932
0	304	2,192	3000	Contractual Services Work Study Students Systems manager Software Maintenance	4,560 469 2,268 <u>1,823</u> 4,560	4,091	4,091
1,323	1,083	1,300	4110	Water and Sewer Service	1,275	1,275	1,275
374	466	483	4210	Garbages Services	483	483	483
19,136	23,552	20,032	4310	Building/Ground Repair/Mntnce Misc. elect., plumb. Grounds Maint. Indoor Maint. Shampoo Carpet Door closures Tree Trimming	22,482 3,000 6,832 10,200 850 700 <u>900</u> 22,482	15,816	15,816
1,173	1,010	930	4340	Office Equip Repair/Mntnce Typwrtr. Maint. Agr. Microfilm rdr-prtr. Prjtr.& Cmptr. Parts	1,030 230 625 <u>175</u> 1,030	645	645
174	1,038	792	4370	Gen. Equip Repair & Maintenance HVAC & Bglr.Alrm.Mt. Fire Exting. Service Burglar Alarm Permit	833 784 41 <u>8</u> 833	400	400
255	255	255	4420	Rental of Equipment Book Charger Rent	255	255	255
2,100	1,805	2,100	5320	Postage Postage & Insurance	2,600	2,600	2,600
1,647	2,053	2,180	5330	Telephone Phone Serv.(3 lines) Dedicated Line	3,617 1,792 <u>1,825</u> 3,617	3,173	3,173
0	0	0	5410	Advertising	0	0	0
297	0	0	5510	Legal Notices	0	0	0
22	0	0	5710	Permits	0	0	0

# City of The Dalles, Oregon

Library (Dept. 21)

1991/92 Actual	1992/93 Actual	1993/94 Budget	Acct. No.	Line Item	1994/95 Proposed Budget	1994/95 Approved Budget	1994/95 Adopted Budget
461	898	1,340	5810	Travel/Food & Lodging	1,547	0	0
				OLA Conference			
				Librarian	364		
				Library Clerk II	364		
				Lib. Bd. Memb.	459		
				Public Library Dir (2)	158		
				Visa Annual Fee	20		
				Cont. Ed. Wksp.-Libn	<u>182</u>		
					1,547		
622	390	253	5850	Training and Conferences	308	0	0
				OLA Conf. Tuition			
				Librarian	63		
				Library Clerk II	50		
				Lib. Bd. Member	90		
				Cont. Ed Wkshp	<u>105</u>		
					308		
260	284	260	5870	Membership/Dues/Subscriptions	260	130	130
5,109	6,392	5,590	6010	Office Supplies	6,372	5,733	5,733
				Misc Office Supplies	2,103		
				Processing Books	1,474		
				Borrowers Reg.	545		
				Barcodes	<u>2,250</u>		
					6,372		
833	1,379	1,465	6020	Janitorial Supplies	1,754	1,754	1,754
				Lightbulbs	784		
				Paper Products	489		
				Misc. other	<u>481</u>		
					1,754		
14,560	11,994	13,283	6220	Electricity	13,283	12,353	12,353
26,396	36,835	36,536	6420	Library Books and Binding	40,742	20,952	20,952
				Library	35,342		
				Per Capita State Aid	4,200		
				Donations	<u>1,200</u>		
					40,742		
3,486	3,502	3,750	6430	Library Periodicals	5,600	2,255	2,255
				Magazine Renewals	4,339		
				Microfiche & film	825		
				Newspaper Renewals	<u>436</u>		
					5,600		
1,156	1,245	2,700	6440	Audio Visual Materials	3,313	1,333	1,333
				Videocassettes			
1,556	1,263	1,490	6450	Library Cataloging Services	1,411	518	518
10	58	1,300	6480	Computer Software	3,494	2,095	2,095
810	412	150	6950	Miscellaneous Expenses	200	200	200
0	0	0	6980	Assets less than \$250	1,145	687	687
				Chairs	916		
				Modem	<u>229</u>		
					1,145		
81,759	96,219	98,381		Total Materials & Services	116,564	76,748	76,748

# City of The Dalles, Oregon

## Library (Dept. 21)

1991/92 Actual	1992/93 Actual	1993/94 Budget	Acct. No.	Line Item	1994/95 Proposed Budget	1994/95 Approved Budget	1994/95 Adopted Budget
0	0	24,000	7200	Buildings	0	0	0
0	0	0	7430	Furniture and Fixtures	0	0	0
1,025	185	9,700	7440	Office Equipment	0	0	0
0	0	3,945	7450	Computer Equipment	1,286	1,286	1,286
1,025	185	37,645		Total Capital Outlay	1,286	1,286	1,286
262,871	283,829	329,725		Department Total	319,966	269,966	269,966

T  
O  
U  
R  
I  
S  
M

I  
N  
F  
R  
A  
S  
T  
R  
U  
C  
T  
U  
R  
E

The Tourism Infrastructure Department was established during the 1994-95 budget process to account for expenditures funded by transient room tax retained in the General Fund. The 2% room tax was dedicated to tourism infrastructure in the Approved Budget for 1994-95, but was eliminated in the adoption of the 1994-95 budget. The department shows no appropriations for the 1994-95 year and is shown here for informational purposes only.

# City of The Dalles, Oregon

## Tourism Infrastructure (Dept. 22)

1991/92 Actual	1992/93 Actual	1993/94 Budget	Acct. No.	Line Item	1994/95 Proposed Budget	1994/95 Approved Budget	1994/95 Adopted Budget
0	0	0		3900 Other Contractual Services	0	75,000	0
0	0	0		Department Total	0	75,000	0

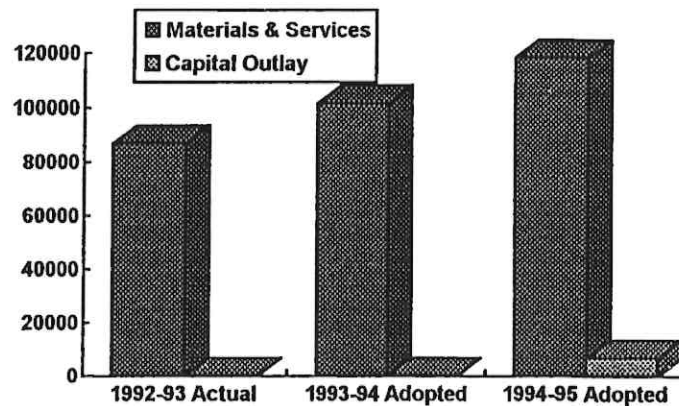
## City of The Dalles, Oregon

# CITY HALL

The City Hall Department is used to account for all expenditures of the General Fund which relate to the operation, maintenance and repairs to City Hall.

Maintenance and repairs to other City owned buildings and property are also recorded in this department if not otherwise accounted for in another fund. Utilities, janitorial services and insurance costs expended from the General Fund are recorded in this department.

The following chart illustrates the department's expenditure levels by category for 1992-93 actuals, 1993-94 Adopted Budget, and the 1994-95 Adopted Budget.



# City of The Dalles, Oregon

City Hall (Dept. 23)

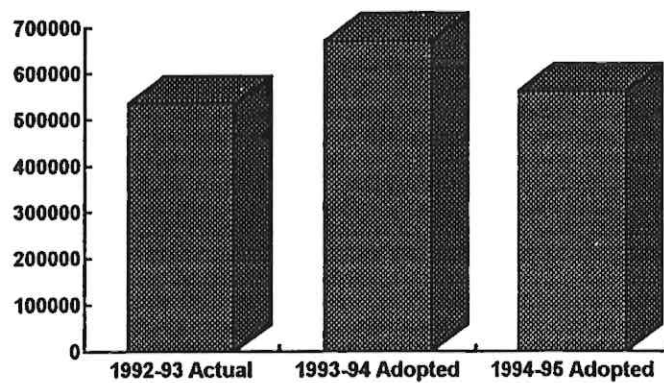
1991/92 Actual	1992/93 Actual	1993/94 Budget	Acct. No. Line Item	1994/95 Proposed Budget	1994/95 Approved Budget	1994/95 Adopted Budget
0	6,518	0	3020 Architectural Services	0	0	0
0	0	0	3900 Other Contractual Services	0	0	0
0	0	1,600	4110 Water & Sewer Services	1,650	1,650	1,650
0	0	1,600	4210 Garbage Services	1,700	1,700	1,700
23,975	12,175	18,000	4310 Building/Ground Repair/Mntnce	18,000	18,000	18,000
			Janitorial Service	8,000		
			Misc.	<u>10,000</u>		
				18,000		
14,272	544	500	4311 Matthews Building R & M	1,200	1,200	1,200
499	484	10,500	4312 Stadleman Building R & M	10,000	10,000	10,000
349	45	0	4314 Carnegie Library Building	0	0	0
8,277	10,623	5,000	4315 State Office Bldg. Rpr./Mntnce	0	0	0
0	0	0	4317 Transportation Center	8,350	8,350	8,350
			Water & Sewer Services	850		
			Building/Ground Repair/Mntnce	4,700		
			Property Insurance	450		
			Janitorial Supplies	750		
			Natural Gas	400		
			Electricity	<u>1,200</u>		
				8,350		
0	18	0	4360 Gas/Oil/Diesel & Lubricants	0	0	0
0	49	0	4370 Gen. Equip Repair & Maintenance	0	0	0
6,427	6,038	6,500	4480 Property Taxes	6,500	6,500	6,500
0	1,500	1,500	5105 City Share of Mosquito Control	1,500	1,500	1,500
0	0	0	5200 Insurance	0	0	0
15,495	13,140	13,800	5210 Liability Insurance	14,700	14,700	14,700
13,136	16,627	17,450	5230 Property Insurance	18,655	18,655	18,655
18,082	17,326	18,000	5250 Auto Insurance	18,965	18,965	18,965
1,311	1,469	1,475	5270 Fidelity Bond Coverage	1,560	1,560	1,560
0	0	0	5320 Postage	0	0	0
0	0	0	5410 Advertising	0	0	0
0	168	0	6020 Janitorial Supplies	0	0	0
0	86	0	6100 Chemical and Lab Supplies	0	0	0
0	0	15,500	6220 Electricity	15,500	15,500	15,500
101,823	86,810	111,425	Total Materials & Services	118,280	118,280	118,280
24,405	0	0	7200 Buildings	0	0	0
0	0	0	7425 Communications Equipment	6,830	6,830	6,830
24,405	0	0	Total Capital Outlay	6,830	6,830	6,830
126,227	86,810	111,425	Department Total	125,110	125,110	125,110

## City of The Dalles, Oregon

# OTHER USES

Operating transfers to other funds from the General Fund are recorded in this department. Contingencies and unappropriated ending balances for the General Fund are budgeted in the Other Uses Department as well.

The following chart illustrates total other uses for 1992-93 actuals, 1993-94 Adopted Budget, and the 1994-95 Adopted Budget.



# City of The Dalles, Oregon

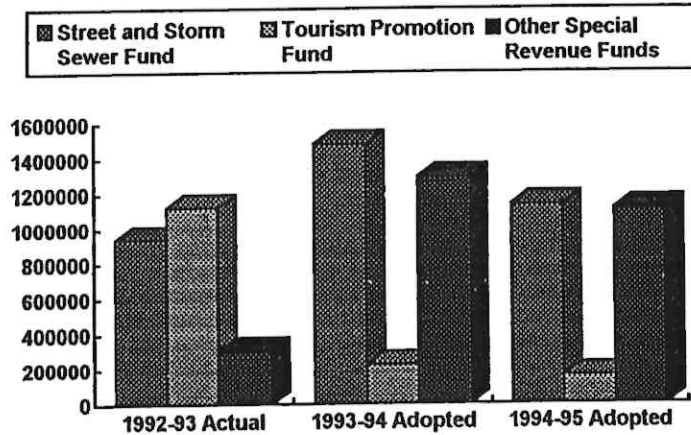
## Other Uses (Dept. 95)

1991/92 Actual	1992/93 Actual	1993/94 Budget	Acct. No.	Line Item	1994/95 Proposed Budget	1994/95 Approved Budget	1994/95 Adopted Budget
0	0	0	8018	Transfer to Special Grants Fund	41,232	41,232	41,232
190,000	218,445	218,445	8060	Transfer to Tourism Promotion Fund	145,000	145,000	145,000
0	299,000	0	8065	Loan to Tourism Fund	0	0	0
15,000	15,000	15,000	8080	Transfer to Ambulance Reserve Fund	15,000	15,000	15,000
0	0	10,000	8100	Transfer to Unempl. Ins. Res. Fund	10,000	10,000	10,000
7,050	0	0	8610	Transfer to Airport Fund	27,167	27,167	27,167
9,419	0	0	8620	Transfer to FAA Grant Improv. Fund	0	0	0
0	2,373	0	8635	Transfers Out	0	0	0
0	0	417,523	8900	Contingency	238,106	352,757	322,757
0	0	0	8950	Unappropriated Ending Balance	0	0	0
221,469	534,818	660,968		Total Other Uses	476,505	591,156	561,156

S  
P  
E  
C  
I  
A  
L  
  
R  
E  
V  
E  
N  
U  
E  
  
F  
U  
N  
D  
S

Special Revenue Funds are used to account for revenue from specific sources that are legally restricted to expenditure for specified purposes. Principal revenue sources are taxes, interest and an allocation of state gas tax proceeds. Major expenditures are for street maintenance, tourism promotion and capital improvements.

The following chart illustrates the fund group's expenditure levels for the Street & Storm Sewer Fund, the Tourism Promotion Fund, and all other Special Revenue Funds for 1992-93 actuals, 1993-94 Adopted Budget, and the 1994-95 Adopted Budget.



# City of The Dalles, Oregon

## Special Revenue Funds - Summary by Fund

1991/92 Actual	1992/93 Actual	1993/94 Budget	Acct. No.	Line Item	1994/95 Proposed Budget	1994/95 Approved Budget	1994/95 Adopted Budget
1,523,385	1,616,541	1,278,348		Beginning Balance	772,463	772,463	815,278
1,246,586	1,885,174	1,994,068		Revenues	1,700,243	1,700,243	1,700,243
205,000	534,818	431,325		Transfers In	271,232	271,232	271,232
2,974,971	4,036,532	3,703,741		Total Resources	2,743,938	2,743,938	2,786,753
804,071	940,207	1,483,654		Street and Storm Sewer Fund	1,106,163	1,105,923	1,136,238
297,833	1,122,766	277,079		Tourist Promotion Fund	147,706	147,706	160,206
0	0	49,171		Ambulance Reserve Fund	64,535	64,535	64,535
11,192	0	108,400		Public Works Reserve Fund	28,800	28,800	28,800
19,557	12,693	45,272		Unemployment Reserve Fund	43,028	43,028	43,028
375	0	1,579		Vietnam Memorial Fund	1,645	1,645	1,645
0	0	661,000		Street & Bridge Replacement Fund	235,534	235,534	235,534
73,517	5,425	0		Kelly Avenue Landslide Fund	0	0	0
0	0	41,222		Energy Fund	0	0	0
1,178	7,969	907		Fire Department Reserve Fund	865	865	865
17,373	284,307	399,801		Special Grants Fund	620,849	620,849	620,849
0	0	5,771		Parks Department Reserve Fund	6,771	6,771	6,771
0	0	53,327		State Office Building Fund	111,164	111,164	111,164
1,225,096	2,373,367	3,127,183		Total Expenditures	2,367,060	2,366,820	2,409,635
133,331	340,169	382,995		Transfers Out	207,541	207,541	207,541
0	0	193,563		Contingency	169,337	169,577	169,577
0	0	0		Unappropriated Ending Balance	0	0	0
133,331	340,169	576,558		Total Other Uses	376,878	377,118	377,118
1,358,427	2,713,535	3,703,741		Total Expenditures and Other Uses	2,743,938	2,743,938	2,786,753
1,616,544	1,322,997	0		FUND GROUP TOTAL	0	0	0

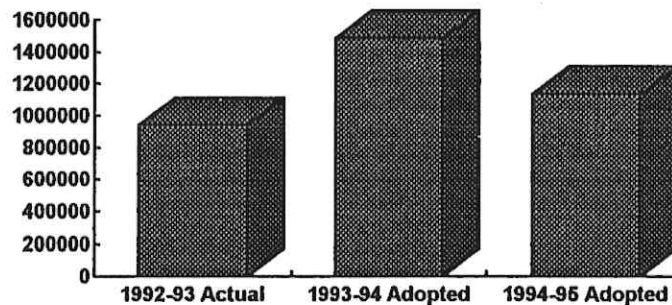
## City of The Dalles, Oregon

# STREET / STORM SEWER FUND

**Mission:** To provide for adequate street systems that are traffic safe for pedestrians, bikers, and all motorized vehicles, and that meet the needs and requirements of the physically challenged. Seventy-two miles of streets, one hundred twenty miles of walkways...an extension of the Oregon Trail!

The Street and Storm Sewer Fund is a special fund established to provide for a range of services involved with the construction, maintenance and repair of the City's streets and storm sewer system. The fund is divided into two departments effective with the 1994-95 budget cycle. Those departments are the Street Operations Department and the Storm Sewer Operations Department. Principal expenditures are for streets repair and construction, and construction and maintenance of the City's storm sewer system.

The following chart illustrates the fund's expenditure levels for 1992-93 actuals, 1993-94 Adopted Budget, and the 1994-95 Adopted Budget.



# City of The Dalles, Oregon

## Streets & Storm Sewer Fund - Summary

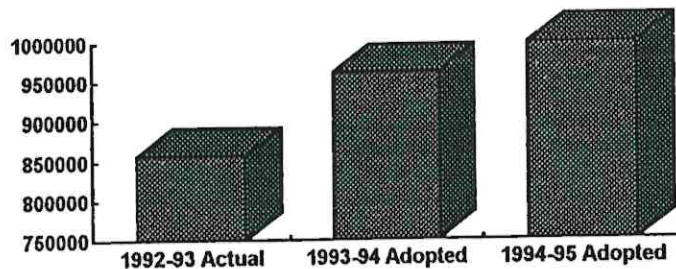
1991/92 Actual	1992/93 Actual	1993/94 Budget	Acct. No.	Line Item	1994/95 Proposed Budget	1994/95 Approved Budget	1994/95 Approved Budget
986,150	1,110,513	783,658		Beginning Balance	380,461	380,461	410,776
1,061,766	857,114	961,420		Revenues	999,025	999,025	999,025
0	0	0		Transfers In	0	0	0
2,047,916	1,967,627	1,745,078		Total Resources	1,379,486	1,379,486	1,409,801
804,071	940,207	1,483,654		Street Operations Department	1,106,163	835,642	865,957
0	0	0		Storm Sewer Operations Department	0	270,281	270,281
804,071	940,207	1,483,654		Total Expenditures	1,106,163	1,105,923	1,136,238
133,331	186,954	101,086		Transfers Out	160,332	160,332	160,332
0	0	160,338		Contingency	112,991	113,231	113,231
0	0	0		Unappropriated Ending Balance	0	0	0
133,331	186,954	261,424		Total Other Uses	273,323	273,563	273,563
937,402	1,127,161	1,745,078		Total Expenditures and Other Uses	1,379,486	1,379,486	1,409,801
1,110,513	840,466	0		FUND TOTAL	0	0	0

## City of The Dalles, Oregon

# STREET / STORM SEWER FUND RESOURCES

Primary revenue sources to the Street & Storm Sewer Fund include the allocation of state gas tax proceeds and local gas tax proceeds. Additional revenues are realized from interdepartmental revenues and miscellaneous sales and services, as well as investment earnings.

The following chart illustrates the fund's revenues for 1992-93 actuals, 1993-94 Adopted Budget, and the 1994-95 Adopted Budget.



## City of The Dalles, Oregon

### Street & Storm Sewer Fund - Resources

1991/92 Actual	1992/93 Actual	1993/94 Budget	Acct. No.	Line Item	1994/95 Proposed Budget	1994/95 Approved Budget	1994/95 Adopted Budget
986,150	1,110,513	783,658	3000	Beginning Balance	380,461	380,461	410,776
292,135	289,359	295,000	3194	Local 3c Gas Tax	290,000	290,000	290,000
235,821	0	109,625	3353	State F.A.U. Exchange Fund	59,280	59,280	59,280
437,553	479,448	513,532	3354	State Motor Vehicle Fund	532,663	532,663	532,663
9,887	1,230	2,500	3419	Miscellaneous Sales & Services	54,759	54,759	54,759
10,725	25,111	4,763	3481	Interdepartment Revenue	38,323	38,323	38,323
67,144	47,177	36,000	3631	Interest Income	24,000	24,000	24,000
8,500	7,759	0	3661	Sale of Fixed Assets	0	0	0
0	7,029	0	3699	Other Miscellaneous Revenues	0	0	0
1,061,766	857,114	961,420		Revenues	999,025	999,025	999,025
0	0	0	3919	Transfers In	0	0	0
2,047,916	1,967,627	1,745,078		Total Resources	1,379,486	1,379,486	1,409,801

S  
T  
R  
E  
E  
T  
  
O  
P  
E  
R  
A  
T  
I  
O  
N  
S

The Street Operations Department accounts for services involved with construction, maintenance and repair of the City's streets. Principal expenditures relate to street repair and construction, City-wide clean-up including daily street sweeping, signs for traffic control, emergency snow removal, and many other areas.

# City of The Dalles, Oregon

Street Operations Department 05

1991/92 Actual	1992/93 Actual	1993/94 Budget	Acct. No. Line Item	1994/95 Proposed Budget	1994/95 Approved Budget	1994/95 Approved Budget
238,619	325,577	340,199	1100 Regular Salaries Director (1/3) Public Wks Engineer I (1/3) Public Wks Engineer II (1/3) Administrative Asst (1/3) Department Secretary (1/3) Department Secretary (1/3) Street Operations Supervisor Equipment Opr Equipment Opr Equipment Opr Equipment Opr Equipment Opr Bldg Maint Carpenter (1/4)	328,695	233,746	233,746
8,962	21,347	2,238	1200 Temporary Employees Clerical Assistance (150 hrs @ \$8.49)	1,274	1,274	1,274
1,453	11,841	14,280	1300 Overtime Salaries Admin Asst (1/3) Dept Secretary Street Operations Supv Equipment Oprs	23,525	14,344	14,344
0	0	504	1360 Employee Sick Leave Redemption Director (1/3)	330	330	330
19,051	27,963	27,328	2050 Employer FICA Expense	27,068	16,512	16,512
28,265	40,634	45,332	2100 Retirement Contributions	39,959	24,375	24,375
35,026	49,025	51,309	2150 Medical Insurance	46,998	28,669	28,669
1,753	2,098	2,450	2200 LTD Insurance	2,201	1,343	1,343
376	485	1,226	2250 Life Insurance	490	299	299
10,579	11,759	20,453	2300 Workers Compensation Insurance	27,360	16,690	16,690
0	0	0	2900 Other Employee Benefits	0	0	0
344,083	490,727	505,319	Total Personal Services	497,900	337,582	337,582
13,588	2,784	1,000	3000 Contractual Services Arborculturst Services	1,000	1,000	1,000
1,523	483	15,000	3010 Engineering Services Intersection Engring - Truck Route 10th & Mt Hood; 10th & Cherry Hts; 10th & Webber	3,500	3,500	3,500
0	4,500	4,500	3100 Auditing Services Gas Tax Audit	4,500	2,745	2,745
0	0	0	3250 Transportation Center	0	0	0
2,868	4,687	5,855	3300 Wasco County Comm. Agcy Street Share (1/3)	3,010	1,836	1,836
0	32,131	0	3500 Special Studies and Reports Transportation Master Plan Phase II: Model Calibration/2015 Forecast Phase III: Roadway Alternatives Phase IV: 2005/UGB Buildout Forecast Phase V: Develop Transportation Plan	39,000	39,000	39,000

## City of The Dalles, Oregon

### Street Operations Department

1991/92 Actual	1992/93 Actual	1993/94 Budget	Acct. No.	Line Item	1994/95 Proposed Budget	1994/95 Approved Budget	1994/95 Approved Budget
59	660	7,178	3900	Other Contractual Services	6,260	5,184	5,184
				Fire Extinguisher Service	98		
				Street Sign Painting Svc	2,500		
				Tree Trimming/Mntnc	1,000		
				Janitorial Services (1/3)	<u>1,586</u>		
					5,184		
1,565	1,774	1,884	4210	Garbage Services	3,914	3,760	3,760
				Mun Shop (1/3 of \$93.72/mo)	240		
				Public Trash Cans (\$133/mo)	1,600		
				Salv. Army Alley (\$160/mo)	<u>1,920</u>		
					3,760		
4,576	6,339	14,503	4310	Building/Ground Repair/Mntnce	6,500	3,964	3,964
				Muni Shop Wall/Door Rpr	366		
				Muni Shop Bldg Roof Repair	488		
				A/C & Heat Sys Mntnce	152		
				Lumber Stock	366		
				Electrical Supplies	122		
				Restroom Facilities(valves)	30		
				Building Interior Paint Maintenance	61		
				Exterior Bldg Paint Maint	610		
				Landscaping	183		
				Irrigation Sys Maintenance	305		
				Security Fence	366		
				Bldg Electrical Mntnce	305		
				Shop/Yard Light Fixtures	<u>610</u>		
					3,964		
0	133	400	4320	Computer Maintenance	975	595	595
				Computers (3x)	366		
				Printers (3x)	<u>229</u>		
					595		
421	374	700	4330	Radio Repair and Maintenance	665	406	406
				Radio Batteries (3 @ \$55)	101		
				Radio Repair/Maint (1/3)	<u>305</u>		
					406		
1,073	749	620	4340	Office Equip Repair/Mntnce	710	435	435
				Telephone System Repair/Maint	92		
				Copier Repair/Maint (1/3)	92		
				FAX Repair/Maint (1/3)	92		
				Typewriter, Shop Office	37		
				VCR, Videocam, TV Repair	<u>122</u>		
					435		

# City of The Dalles, Oregon

## Street Operations Department

1991/92 Actual	1992/93 Actual	1993/94 Budget	Acct. No. Line Item	1994/95 Proposed Budget	1994/95 Approved Budget	1994/95 Approved Budget
16,125	27,744	34,735	4350 Vehicle Repair and Service	31,635	26,348	26,348
			1 - 3/4 Ton (4x4)	310		
			3 - Dump Truck (10 cy)	610		
			5 - Pickup (1/2 ton)	274		
			8 - Pickup (3/4 ton)	274		
			10 - Panel (3/4 ton)	274		
			11 - 3000 gal Water Truck	915		
			12 - Flat Bed (1 ton)	336		
			13 - Street Sweeper	5,485		
			14 - Road Grader	3,800		
			16 - Cat 936 Loader (1993)	305		
			19 - Ingram Roller	305		
			20 - Kabota Tractor	600		
			21 - BlauKnox Paving Machine	1,220		
			22 - Vibratory Roller	732		
			24 - Dump Truck (5 cy)	1,032		
			25 - Air Compressor (185 cfm)	244		
			26 - 3" Trash Pump	61		
			46 - Flat Bed (1 ton)	396		
			47 - Truck Sander	2,000		
			52 - Bob Cat Loader	549		
			56 - Ladder Truck	300		
			99 - Sidewalk Plow	100		
			102 - Cement Mixer	91		
			Street Sanders (3)	1,800		
			Snow Plows (3)	3,500		
			Pickup Sanders (3)	500		
			Misc Parts	305		
			(Hdlt/bulbs/wipers/batteries)			
			Misc fluids (Deicer/window cln)	<u>30</u>		
				26,348		
10,620	15,663	17,320	4360 Gas/Oil/Diesel & Lubricants	19,610	11,962	11,962
			Unleaded Fuel	3,382		
			Diesel	7,046		
			Transmission Fluid	122		
			Lubricants, Oil, Additives	1,159		
			Grease	152		
			Antifreeze (1/3)	<u>101</u>		
				11,962		
770	2,492	3,580	4370 Gen. Equip Repair & Maintenance	2,055	1,753	1,753
			St Trash Pumps and Saws	305		
			Paint Machine Maintenance	500		
			Crack Sealer Maintenance	250		
			Weed Spray Equipment Maint	150		
			Steam Cleaner Equipment Maint	61		
			Lawn Mowing Equipment Maint	300		
			Hand Held Power Blower Maint	80		
			Concrete Saw Maint	<u>107</u>		
				1,753		
1,058	3,096	5,404	4380 Tires and Tire Repair	2,550	1,906	1,906
			Tire Repair Service	396		
			Tire Chains	900		
			New Tire Purchase	<u>610</u>		
				1,906		

# City of The Dalles, Oregon

## Street Operations Department

1991/92 Actual	1992/93 Actual	1993/94 Budget	Acct. No.	Line Item	1994/95 Proposed Budget	1994/95 Approved Budget	1994/95 Approved Budget
3,063	5,569	5,989	4390	Shop Eqp & Power Tool Rpr/Main	4,000	2,650	2,650
				Welding Supplies	305		
				Shop Tools (Hand/Power)	305		
				Vehicle Tools	244		
				Bldg Maintenance Van Tools	200		
				Street Maintenance Tools	200		
				Round Point Shovels	61		
				Square Point Shovels	30		
				Digging Bars	46		
				Street brooms	100		
				Hack Saws	96		
				Saw blades (Concrete)	488		
				Cross/Rip Saws	42		
				Drill Bits	122		
				Nuts/Bolts/Washers Inven (1/3)	152		
				Metal Stock (Valve Keys)	152		
				Shop Solvent	61		
				Spray Lubricants/Sealants/Tapes	46		
					2,650		
1,960	3,636	0	4420	Rental of Equipment	2,450	2,216	2,216
3,817	1,785	12,961	4440	Lines Maintenance & Supplies	15,609	0	0
17	318	623	4445	Utilities Locates	776	475	475
				White Paint	61		
				Green Paint	61		
				St Util Notification Cntr (1/3)	353		
					475		
0	140	13,600	4450	Joint Use of Men & Equipment	7,044	7,044	7,044
				To Wastewater Fund (55-55-00)	5,400		
				To Water Fund (51-51-00)	1,644		
					7,044		
180	0	0	4460	Special Water Equip-Repr/Maint	1,000	1,000	1,000
				#13 Brooms/Wire			
12,703	10,175	10,684	5210	Liability Insurance (Structural)	11,377	6,940	6,940
3,344	1,814	1,905	5230	Property Insurance	3,107	3,107	3,107
6,802	5,632	5,914	5250	Auto Insurance	5,029	2,950	2,950
1,777	896	0	5310	Communications	0	0	0
109	248	380	5320	Postage	475	475	475
				UPS/Greyhound	350		
				Direct Mail Postage	125		
					475		
840	1,432	3,807	5330	Telephone	3,038	1,853	1,853
				Municipal Shop Telephone	1,098		
				Municipal Shop FAX (1/3)	80		
				Base Station (1/3)	518		
				City Hall Modem (1/3)	157		
					1,853		
0	0	0	5360	Public Relations	1,600	975	975
				P.R. Brochures	762		
				Media Info Articles	213		
					975		
1,138	186	195	5410	Advertising	700	700	700
				Employment Advertisement			
414	272	3,564	5510	Legal Notices	3,120	1,560	1,560
				Capital Improvement Projects			

# City of The Dalles, Oregon

## Street Operations Department

1991/92 Actual	1992/93 Actual	1993/94 Budget	Acct. No.	Line Item	1994/95 Proposed Budget	1994/95 Approved Budget	1994/95 Approved Budget
382	342	1,065	5530	Printing and Binding	950	720	720
				Daily Time Forms (1/3)	75		
				Business Cards	60		
				Street Map Reproductions	183		
				Street Cut/Sidewalk Permits	150		
				Photo Film	177		
				Service Call Reports (1/3)	<u>75</u>		
					720		
1,075	65	844	5710	Permits	115	115	115
				Street Compressor Fee	45		
				OR Bldg Code - StateOfc Boiler	35		
				OR Bldg Code - Library	<u>35</u>		
					115		
415	1,028	777	5810	Travel/Food & Lodging	1,390	843	843
				Regulatory Meetings - ODOT	240		
				EPA/DEQ Storm Water Seminars	0		
				Safety/Compliance Seminars	147		
				Traffic Safety Meetings	120		
				Interagency Meetings	92		
				Department Public Tour (2x)	152		
				Employee/Mgmt Meetings	<u>92</u>		
					843		
3,490	4,210	4,526	5850	Training and Conferences	4,710	3,107	3,107
				APWA Conference(Brown/Barrier)	708		
				On-Site Training	1,525		
				Cost Accounting Seminar	274		
				Windows Seminar	300		
				Inventory Control Seminar	<u>300</u>		
					3,107		
149	202	185	5870	Membership/Dues/Subscriptions	685	270	270
				APWA Membership Dues	140		
				OR/WA Pesticide License	100		
				Pryor Report (1/3 of \$90)	<u>30</u>		
					270		
2,873	2,858	2,675	6010	Office Supplies	2,675	1,632	1,632
				Office Supplies/Disposables			
				Day Timer Refills			
2,028	2,424	2,250	6020	Janitorial Supplies	1,955	1,955	1,955
				Rug/Overall Cleaning (1/3)	780		
				Cleaning Supplies (1/3)	200		
				Paper Products (1/3)	250		
				Laundry Supplies	20		
				Light Bulbs, Tubes, Flood Lts	200		
				Trash Bags (1/3)	100		
				Wipealls (1/3)	150		
				Hand Cleaner (1/3)	150		
				Mops, Buckets, Brooms	60		
				Window Cleaner	<u>45</u>		
					1,955		
1,639	2,767	2,475	6080	Clothing/New-Repair	3,816	2,331	2,331
				Street Uniforms	1,562		
				Street Rubber Hip Boots	412		
				Street Rain Gear	<u>357</u>		
					2,331		

# City of The Dalles, Oregon

## Street Operations Department

1991/92 Actual	1992/93 Actual	1993/94 Budget	Acct. No.	Line Item	1994/95 Proposed Budget	1994/95 Approved Budget	1994/95 Approved Budget
25,419	11,871	22,440	6090	Special Department Supplies	4,345	2,643	2,643
				Street Cloth Gloves	96		
				Street Reflector Vests	264		
				Street Rubber Gloves	36		
				Street Dust Masks	15		
				Street Respirator Supplies	280		
				Street Safety Supplies:			
				Ass't Safety Signs/Labels	122		
				Lockout/Tagout Center	100		
				Safety Toe Boots (10 @ \$80)	520		
				Back Support Belts (9 @ \$42)	231		
				Safety Glasses			
				Ear Plugs - 2 boxes	35		
				Sanitized Hand Soap	152		
				Street First Aid Supplies:			
				First Aid/Medicine	152		
				First Aid Upgrade - Vehicles	122		
				Street OSHA Required Exams:			
				Hearing Tests (10 @ \$12)	78		
				Respiratory Exams (9 @ \$80)	<u>440</u>		
					2,643		
1,094	1,088	4,950	6100	Chemical and Lab Supplies	4,950	4,950	4,950
				Vector Control City Sewer	300		
				Vector Control City Bldgs	100		
				Herbicides/Weed Control	4,500		
				Lime	<u>50</u>		
					4,950		
23,054	24,657	75,166	6110	Street Construction Supplies	101,578	101,578	101,578
				Asphalt Hot Mix (1460 ton)	35,040		
				Asphalt Cold Mix (60 ton)	1,800		
				Fabric Matting (526 sq yd)	200		
				Bituminous Emulsion (5 drums)	1,000		
				City S/W & Curb Concrete Repl	15,000		
				CrackSeal Material (6pallets)	3,600		
				Bike & Foot Path Repair	963		
				3/4" minus Rock (2000 cy)	20,000		
				1 1/2" minus Rock (1000 cy)	10,000		
				Paint - St/Traffic Control	8,000		
				Traffic Control Signs	5,075		
				Flash Barricade batteries	150		
				Signs and Cones (1/3)	<u>750</u>		
					101,578		
74	0	0	6200	Utilities	0	0	0
1,010	862	2,030	6210	Natural Gas	1,550	1,550	1,550
				Street Shop (1/3)	1,000		
				Propane-Crack Sealing (500gal)	<u>550</u>		
					1,550		
3,304	1,379	1,400	6220	Electricity	1,400	1,400	1,400
				Municipal Shops (1/3)			

# City of The Dalles, Oregon

## Street Operations Department

1991/92 Actual	1992/93 Actual	1993/94 Budget	Acct. No.	Line Item	1994/95 Proposed Budget	1994/95 Approved Budget	1994/95 Approved Budget
51,139	53,264	52,646	6230	Street and Traffic Lighting	60,430	60,430	60,430
				70 hps Street Light (A)	13,800		
				200 hps Street Light	20,685		
				400 hps Street Light	3,275		
				70 hps Street Light (B)	19,750		
				2nd & Laughlin Traffic Lt	420		
				New Street Lights	500		
				New Traffic Lights:			
				(2nd/6th & Webber Sts)	<u>2,000</u>		
					60,430		
500	565	730	6410	Books and Periodicals	2,005	1,121	1,121
				Technical Manuals	335		
				APWA Standards Update	152		
				Safety Videos	458		
				Safety Booklets	61		
				City Directory	45		
				The Dalles Chronicle	<u>70</u>		
					1,121		
224	0	4,150	6480	Computer Software	500	500	500
				Upgrade Existing Programs (1/3)			
71	0	0	6950	Miscellaneous Expenses	<u>0</u>	<u>0</u>	<u>0</u>
208,349	243,295	350,610		Total Materials and Services	378,263	321,484	321,484
0	0	20,000	7050	Lease Purchase Payments	20,000	12,200	12,200
				Wheel Loader #936 (Payment #2)			
0	0	0	7100	Land	0	0	0
17,693	202	30,209	7200	Buildings	38,780	38,780	38,780
				Flammable Storage Bldg	3,500		
				Washwater Recycle Bldg	35,280		
				Building - \$13,680			
				Concrete Floor - \$12,600			
				Plumbing - \$5,000			
				Electrical - \$4,000			
					<u>38,780</u>		
0	758	11,000	7300	Improvements Other Than Bldgs	14,000	0	0
92,673	24,738	521,853	7400	Capital Projects	123,316	123,316	153,631
				Street Resurfacing:			
				4th St: 4th St Grd - 3rd Pl	94,478		
				Case Street	30,315		
				3rd Place: Lincoln - 4th	<u>28,838</u>		
					153,631		
199	0	4,000	7410	Machinery	0	0	0
13,743	13,821	0	7420	Vehicles	0	0	0
2,619	1,197	1,220	7425	Communications Equipment	1,240	1,240	1,240
				Two-way Radios (2)- #3 & #11			
4,664	0	180	7430	Furniture and Fixtures	340	340	340
				Washer/Dryer Unit (1/3)			

# City of The Dalles, Oregon

## Street Operations Department

1991/92 Actual	1992/93 Actual	1993/94 Budget	Acct. No.	Line Item	1994/95 Proposed Budget	1994/95 Approved Budget	1994/95 Approved Budget
0	2,989	0	7440	Office Equipment	0	0	0
0	4,598	2,250	7450	Computer Equipment	0	0	0
120,045	300	4,050	7460	Equipment, Other	700	700	700
				Diagnostic Center (1/3)			
				(Shop Automotive Maintenance)			
0	0	1,063	7465	Pumps	0	0	0
3	0	0	7490	Sewer Lines	0	0	0
0	157,582	31,900	7495	Storm Water Coll. Cap Imprvmt	31,624	0	0
251,640	206,184	627,725		Total Capital Outlay	230,000	176,576	206,891
804,071	940,207	1,483,654		Total Expenditures	1,106,163	835,642	865,957

This page left blank intentionally

## City of The Dalles, Oregon

S  
T  
O  
R  
M

S  
E  
W  
E  
R

O  
P  
E  
R  
A  
T  
I  
O  
N  
S

The Storm Sewer Operations Department accounts for the services provided in constructing, maintaining and repairing the City's storm water drainage system. Expenditures related to these tasks include supplies and services for maintenance of the City's storm sewers, as well as capital improvements to the system.

# City of The Dalles, Oregon

## Storm Sewer Operations Department 04

1991/92 Actual	1992/93 Actual	1993/94 Budget	Acct. No.	Line Item	1994/95 Proposed Budget	1994/95 Approved Budget	1994/95 Approved Budget
0	0	0	1100	Regular Salaries Street Operations Supervisor (1/2) Equipment Opr (3)	0	94,949	94,949
0	0	0	1300	Overtime Salaries Street Operations Supv Equipment Oprs	0	9,181	9,181
0	0	0	2050	Employer FICA Expense	0	10,556	10,556
0	0	0	2100	Retirement Contributions	0	15,584	15,584
0	0	0	2150	Medical Insurance	0	18,329	18,329
0	0	0	2200	LTD Insurance	0	858	858
0	0	0	2250	Life Insurance	0	191	191
0	0	0	2300	Workers Compensation Insurance	0	10,670	10,670
0	0	0	2900	Other Employee Benefits	0	0	0
0	0	0		Total Personal Services	0	160,318	160,318
0	0	0	3100	Auditing Services Gas Tax Audit	0	1,755	1,755
0	0	0	3300	Wasco County Comm. Agcy	0	1,174	1,174
0	0	0	3900	Other Contractual Services Fire Extinguisher Service Janitorial Services (1/3)	0	1,076	1,076
				62 <u>1,014</u> 1,076			
0	0	0	4210	Garbage Services Shop Garage	0	154	154
0	0	0	4310	Building/Ground Repair/Mntnce Muni Shop Wall/Door Rpr Muni Shop Bldg Roof Repair A/C & Heat Sys Mntnce Lumber Stock Electrical Supplies Restroom Facilities(valves) Building Interior Paint Maintenance Exterior Bldg Paint Maint Landscaping Irrigation Sys Maintenance Security Fence Bldg Electrical Mntnce Shop/Yard Light Fixtures	0	2,536	2,536
				234 312 98 234 78 20 39 390 117 195 234 195 <u>390</u> 2,536			
0	0	0	4320	Computer Maintenance Computers (3x) Printers (3x)	0	380	380
				234 <u>146</u> 380			
0	0	0	4330	Radio Repair and Maintenance Radio Batteries (3 @ \$55) Radio Repair/Maint (1/3)	0	259	259
				64 <u>195</u> 259			
0	0	0	4340	Office Equip Repair/Mntnce Telephone System Repair/Maint Copier Repair/Maint (1/3) FAX Repair/Maint (1/3) Typewriter, Shop Office VCR, Videocam, TV Repair	0	275	275
				58 58 58 23 <u>78</u> 275			

# City of The Dalles, Oregon

## Storm Sewer Operations Department

1991/92 Actual	1992/93 Actual	1993/94 Budget	Acct. No.	Line Item	1994/95 Proposed Budget	1994/95 Approved Budget	1994/95 Approved Budget
0	0	0	4350	Vehicle Repair and Service	0	5,287	5,287
				1 - 3/4 Ton (4x4)	195		
				3 - Dump Truck (10 cy)	390		
				5 - Pickup (1/2 ton)	176		
				8 - Pickup (3/4 ton)	176		
				10 - Panel (3/4 ton)	176		
				11 - 3000 gal Water Truck	585		
				12 - Flat Bed (1 ton)	214		
				13 - Street Sweeper	0		
				14 - Road Grader	0		
				16 - Cat 936 Loader (1993)	195		
				19 - Ingram Roller	195		
				20 - Kabota Tractor	0		
				21 - BlauKnox Paving Machine	780		
				22 - Vibratory Roller	468		
				24 - Dump Truck (5 cy)	663		
				25 - Air Compressor (185 cfm)	156		
				26 - 3" Trash Pump	39		
				46 - Flat Bed (1 ton)	254		
				52 - Bob Cat Loader	351		
				102 - Cement Mixer	59		
				Misc Parts	195		
				(Hdlt/bulbs/wipers/batteries)			
				Misc fluids (Deicer/window cln)	20		
					5,287		
0	0	0	4360	Gas/Oil/Diesel & Lubricants	0	7,648	7,648
				Unleaded Fuel	2,162		
				Diesel	4,504		
				Transmission Fluid	78		
				Lubricants, Oil, Additives	741		
				Grease	98		
				Antifreeze (1/3)	65		
					7,648		
0	0	0	4370	Gen. Equip Repair & Maintenance	0	302	302
				St Trash Pumps and Saws	195		
				Steam Cleaner Equipment Maint	39		
				Concrete Saw Maint	68		
					302		
0	0	0	4380	Tires and Tire Repair	0	644	644
				Tire Repair Service	254		
				New Tire Purchase	390		
					644		
0	0	0	4390	Shop Eq & Power Tool Rpt/Main	0	1,350	1,350
				Welding Supplies	195		
				Shop Tools (Hand/Power)	195		
				Vehicle Tools	156		
				Round Point Shovels	39		
				Square Point Shovels	20		
				Digging Bars	29		
				Hack Saws	62		
				Saw blades (Concrete)	312		
				Drill Bits	78		
				Nuts/Bolts/Washers Inven (1/3)	98		
				Metal Stock (Valve Keys)	98		
				Shop Solvent	39		
				Spray Lubricants/Sealants/Tapes	22		
					1,350		

# City of The Dalles, Oregon

## Storm Sewer Operations Department

1991/92 Actual	1992/93 Actual	1993/94 Budget	Acct. No.	Line Item	1994/95 Proposed Budget	1994/95 Approved Budget	1994/95 Approved Budget
0	0	0	4420	Rental of Equipment	0	234	234
0	0	0	4440	Lines Maintenance & Supplies	0	15,609	15,609
				Street - PVC Pipe & Fittings	5,994		
				Manhole lids, rings, frames	1,920		
				Prefab Manholes	1,800		
				Catch Basins	1,350		
				Catch Basin Grates (Bike)	4,500		
				Tracer Wire	<u>45</u>		
					15,609		
0	0	0	4445	Utilities Locates	0	301	301
				White Paint	38		
				Green Paint	38		
				St Util Notification Cntr (1/3)	<u>225</u>		
					301		
0	0	0	5210	Liability Insurance (Structural)	0	4,437	4,437
0	0	0	5250	Auto Insurance	0	2,079	2,079
0	0	0	5330	Telephone	0	1,185	1,185
				Municipal Shop Telephone	702		
				Municipal Shop FAX (1/3)	50		
				Base Station (1/3)	332		
				City Hall Modem (1/3)	<u>101</u>		
					1,185		
0	0	0	5360	Public Relations	0	625	625
				P.R. Brochures	488		
				Media Info Articles	<u>137</u>		
					625		
0	0	0	5510	Legal Notices	0	1,560	1,560
				Capital Improvement Projects			
0	0	0	5530	Printing and Binding	0	230	230
				Street Map Reproductions	117		
				Photo Film	<u>113</u>		
					230		
0	0	0	5810	Travel/Food & Lodging	0	547	547
				EPA/DEQ Storm Wtr Sem	240		
				Safety/Compliance Seminars	93		
				Traffic Safety Meetings	58		
				Department Public Tour (2x)	98		
				Employee/Mgmt Meetings	<u>58</u>		
					547		
0	0	0	5850	Training and Conferences	0	1,603	1,603
				APWA Conference(Brown/Barrier)	452		
				On-Site Training	975		
				Cost Accounting Seminar	<u>176</u>		
					1,603		
0	0	0	5870	Membership/Dues/Subscriptions	0	415	415
				Certification Renew (6 @ \$40)	240		
				Certification Exams (5 @ \$35)	<u>175</u>		
					415		
0	0	0	6010	Office Supplies	0	1,043	1,043
				Office Supplies/Disposables			
				Day Timer Refills			
0	0	0	6080	Clothing/New-Repair	0	1,485	1,485
				Street Uniforms(9sets @ \$284)	994		
				Street Rubber Hip Boots (9 pr)	263		
				Street Rain Gear (9)	<u>228</u>		
					1,485		

# City of The Dalles, Oregon

## Storm Sewer Operations Department

1991/92 Actual	1992/93 Actual	1993/94 Budget	Acct. No.	Line Item	1994/95 Proposed Budget	1994/95 Approved Budget	1994/95 Approved Budget
0	0	0	6090	Special Department Supplies		0	1,702
				Street Cloth Gloves	61		
				Street Reflector Vests	168		
				Street Hard Hats	0		
				Street Rubber Gloves	24		
				Street Dust Masks	9		
				Street Respirator Supplies	179		
				Street Safety Supplies:			
				Ass't Safety Signs/Labels	78		
				Lockout/Tagout Center	0		
				Safety Toe Boots (10 @ \$80)	280		
				Back Support Belts (9 @ \$42)	147		
				Safety Glasses			
				Ear Plugs - 2 boxes	0		
				Sanitized Hand Soap	98		
				Street First Aid Supplies:			
				First Aid/Medicine	98		
				First Aid Upgrade - Vehicles	78		
				Street OSHA Required Exams:			
				Hearing Tests (10 @ \$12)	42		
				Respiratory Exams (9 @ \$80)	280		
				HBV Vaccine (3 @ \$40)	120		
				HBV Immunity Test (1 @ \$40)	40		
					1,702		
0	0	0	6410	Books and Periodicals		0	644
				Technical Manuals	215		
				APWA Standards Update	98		
				Safety Videos	292		
				Safety Booklets	39		
					644		
0	0	0		Total Materials and Services	0	56,539	56,539
0	0	0	7050	Lease Purchase Payments	0	7,800	7,800
				Wheel Loader #936 (Payment #2)			
0	0	0	7300	Improvements Other Than Bldgs	0	14,000	14,000
				Wastewater Recycle Equipment			
0	0	0	7495	Storm Water Coll. Cap Imprvmt	0	31,624	31,624
				US Bank Storm Extension Project			
				150' of 8" PVC	4,500		
				Alley Storm Project: Kelly - F			
				200' of 8" b/w 7th & 8th	6,000		
				16th Place Storm Project			
				100' of 10" (Kelly Ave)	3,800		
				E 14th Stormwater Project			
				400' of 8" Oregon-Quinton	17,324		
					31,624		
0	0	0		Total Capital Outlay	0	53,424	53,424
0	0	0		Total Expenditures	0	270,281	270,281


**This page left blank intentionally**

## City of The Dalles, Oregon

### STREET / STORM SEWER FUND | OTHER USES

Other transactions within the Street & Storm Sewer Fund which do not necessarily relate specifically to either the Street Operations or the Storm Sewer Operations Departments are recorded in the Other Uses section. These transactions include operating transfers to other funds, contingency and unappropriated ending balances if any.

The following chart illustrates the levels of these other transactions for 1992-93 actuals, the 1993-94 Adopted Budget, and the 1994-95 Adopted Budget.



# City of The Dalles, Oregon

## Street & Storm Sewer Fund - Other Uses

1991/92 Actual	1992/93 Actual	1993/94 Budget	Acct. No.	Line Item	1994/95 Proposed Budget	1994/95 Approved Budget	1994/95 Approved Budget
133,331	186,954	98,286		8010 Transfer to General Fund	107,532	107,532	107,532
0	0	2,800		8100 Transfer to Unemployment Res. Fund	2,800	2,800	2,800
0	0	0		8055 Transfer to Pub Works Res. Fund	50,000	50,000	50,000
0	0	160,338		8900 Contingency	112,991	113,231	113,231
0	0	0		8950 Unappropriated Ending Balance	0	0	0
133,331	186,954	261,424		Total Other Uses	273,323	273,563	273,563

## City of The Dalles, Oregon

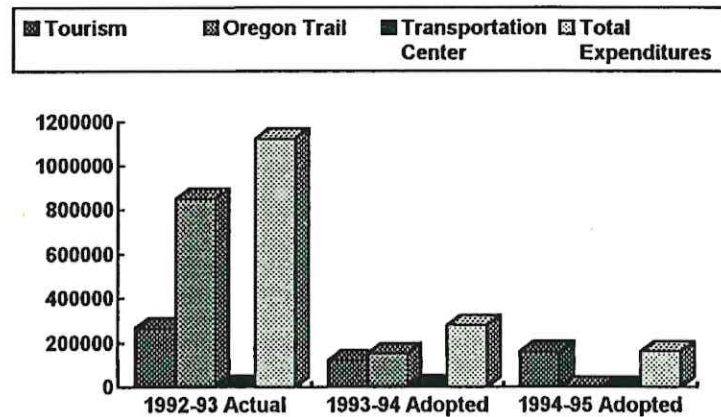
# TOURIST PROMOTION FUND

**Mission: To Promote The Convention And Visitors Industry And Encourage The Development Of Tourism In The Dalles Area.**

This fund is funded principally through the City's transient room tax applied to lodging facilities within the City limits. These revenues fund the Convention and Visitors Commission and tourist related general government services. This fund accounts for those programs, services and facilities which will enhance community and economic development through encouraging tourism.

The Tourism Department remains active for the 1994-95 budget year. The Oregon Trail Celebration was completed during the 1993-94 year and no activity is budgeted in this department for the 1994-95 year. Activity relating to the Transportation Center moved to the General Fund, City Hall Department effective with the 1994-95 budget. Information relating to the Oregon Trail and Transportation Center departments is shown in the Tourist Promotion Fund for historical purposes only.

The following chart illustrates the fund's expenditure levels by department for 1992-93 actuals, 1993-94 Adopted Budget, and the 1994-95 Adopted Budget.



# City of The Dalles, Oregon

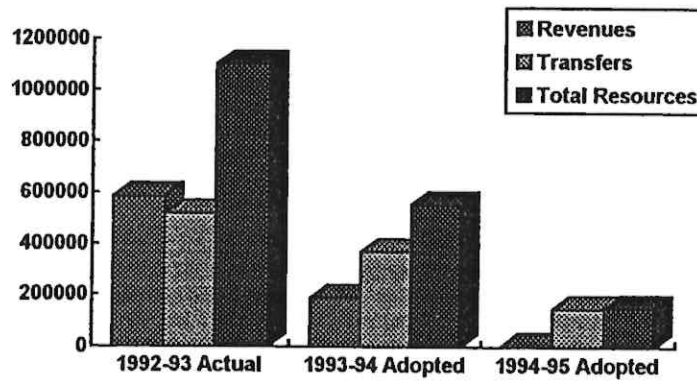
## Tourist Promotion Fund - Summary

1991/92 Actual	1992/93 Actual	1993/94 Budget	Acct. No.	Line Item	1994/95 Proposed Budget	1994/95 Approved Budget	1994/95 Adopted Budget
12,952	470	0		Beginning Balance	0	0	12,500
95,351	585,146	185,434		Revenues	4,000	4,000	4,000
190,000	517,445	368,445		Transfers In	145,000	145,000	145,000
298,303	1,103,061	553,879		Total Resources	149,000	149,000	161,500
292,770	266,390	120,649		Tourism Department	147,706	147,706	160,206
0	850,735	151,130		Oregon Trail Celebration Department	0	0	0
5,063	5,641	5,300		Transportation Center	0	0	0
297,833	1,122,766	277,079		Total Expenditures	147,706	147,706	160,206
0	0	276,800		Transfers Out	800	800	800
0	0	0		Contingency	494	494	494
0	0	0		Unappropriated Ending Balance	0	0	0
0	0	276,800		Total Other Uses	1,294	1,294	1,294
297,833	1,122,766	553,879		Total Expenditures and Other Uses	149,000	149,000	161,500
470	(19,705)	0		FUND TOTAL	0	0	0

T  
O  
U  
R  
I  
S  
T  
  
P  
R  
O  
M  
O  
T  
I  
O  
N  
  
R  
E  
S  
O  
U  
R  
C  
E  
S

Resources to the Tourist Promotion Fund consist primarily of operating transfers from the General Fund. Operating transfers to the Tourist Promotion Fund are made based on transient room tax collections within the General Fund.

The following chart illustrates revenues and transfers to the fund for 1992-93 actuals, 1993-94 Adopted Budget, and the 1994-95 Adopted Budget.



# City of The Dalles, Oregon

## Tourism Promotion Fund - Resources

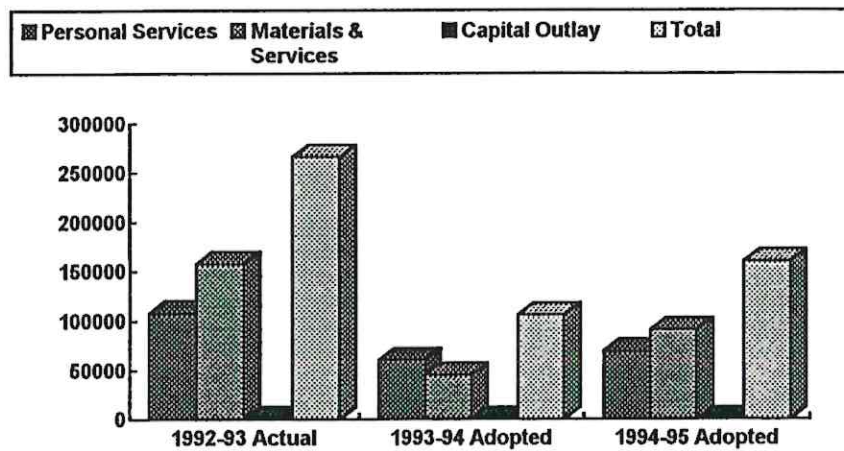
1991/92 Actual	1992/93 Actual	1993/94 Budget	Acct. No.	Line Item	1994/95 Proposed Budget	1994/95 Approved Budget	1994/95 Adopted Budget
12,952	470	0	3000	Beginning Balance	0	0	12,500
4,720	70,519	72,815	3192	Transient Room Tax-OR Trail	0	0	0
0	61,480	0	3315	U.S. Forest Service	0	0	0
0	250,000	0	3347	O.T.C.C. Grant	0	0	0
7,500	0	0	3369	Miscellaneous State Revenues	0	0	0
0	21,056	60,900	3471	Admissions-Celebrations	0	0	0
0	3,989	1,000	3472	Season Passes	0	0	0
0	10,659	30,000	3473	Concessions	0	0	0
0	3,874	15,000	3474	Dinners	0	0	0
0	1,535	1,050	3475	Mural Sale	0	0	0
394	2,246	0	3631	Interest Income	0	0	0
0	50,572	0	3639	Gifts and Donations	0	0	0
24,000	76,000	0	3652	Oregon Trail Grant	0	0	0
58,737	33,216	4,669	3699	Other Miscellaneous Revenues	4,000	4,000	4,000
				Brochure Advertising			
95,351	585,146	185,434		Revenues	4,000	4,000	4,000
0	299,000	0	3902	Loan from General Fund	0	0	0
0	0	150,000	3905	Loans from Other Funds	0	0	0
190,000	218,445	218,445	3911	Transfer from General Fund	145,000	145,000	145,000
298,303	1,103,061	553,879		Total Resources	149,000	149,000	161,500

## City of The Dalles, Oregon

# T O U R I S M

The Tourism Department accounts for the general operations of the Convention and Visitors Bureau of the City of The Dalles. Principal expenditures relate to marketing, public relations and other activities designed to promote tourism within the City.

The following chart illustrates the expenditure levels of the department by category, for 1992-93 actuals, 1993-94 Adopted Budget, and the 1994-95 Adopted Budget.



# City of The Dalles, Oregon

## Tourism Department (Dept. 06)

1991/92 Actual	1992/93 Actual	1993/94 Budget	Acct. No.	Line Item	1994/95 Proposed Budget	1994/95 Approved Budget	1994/95 Adopted Budget
64,781	78,101	37,370	1100	Regular Salaries	39,142	39,142	39,142
				Visitor Serv. Coord.			
				Visitor Serv. Clerk			
6,654	7,254	7,000	1200	Parttime / Temporary Salaries	15,000	15,000	15,000
4,213	1,073	2,000	1300	Overtime Salaries	2,000	2,000	2,000
5,787	6,672	3,548	2050	Employer FICA Expense	4,295	4,295	4,295
4,593	5,493	3,471	2100	Retirement Contributions	5,285	5,285	5,285
7,201	8,278	6,036	2150	Medical Insurance	3,064	3,064	3,064
400	565	255	2200	LTD Insurance	267	267	267
99	72	86	2250	Life Insurance	85	85	85
503	553	465	2300	Workers Compensation Insurance	218	218	218
94,232	108,061	60,231		Total Personal Services	69,356	69,356	69,356
0	0	3,000	3100	Auditing Services	3,000	3,000	3,000
				Room Tax audits			
0	0	0	3200	Computer Services	0	0	0
2,000	526	7,100	3900	Other Contractual Services	0	0	12,500
400	0	400	3910	Chamber of Commerce	0	0	0
				Dues for City of T.D			
411	184	300	3920	Convention & Visitors Commiss	300	300	300
				Commission Retreat			
0	4,348	0	3925	Conventions & Promotions	2,000	2,000	2,000
0	0	2,000	3926	Moving costs	0	0	0
44,686	36,713	0	3927	Marketing	0	0	0
3,825	15,731	750	3928	Public Relations	10,000	10,000	10,000
				Cherry Fest			
				Ft. Dalles Rodeo			
				Bite of the Gorge			
				Pow wow			
				Misc.			
20,258	18,853	0	3930	Regional Strategies Marketing	0	0	0
0	42	0	3932	Public Relations	0	0	0
0	3,100	0	3935	Research	0	0	0
29,442	0	0	3936	Oregon Trail Celebration	0	0	0
0	0	0	4110	Water and Sewer Service	0	0	0
323	387	500	4210	Garbages Services	500	500	500
57	2,048	2,000	4310	Building/Ground Repair/Mntnce	2,000	2,000	2,000
0	98	0	4320	Computer Maintenance	250	250	250
816	2,441	2,549	4340	Office Equip Repair/Mntnce	2,500	2,500	2,500
1,228	0	0	4345	Vehicle Allowance	0	0	0
21	201	0	4350	Vehicle Repair and Service	0	0	0
0	761	0	4360	Gas/Oil/Diesel & Lubricants	0	0	0
0	15	0	4370	Gen Equipment Repr & Maint	0	0	0
6,860	6,000	7,500	4410	Rent, Land & Buildings	6,000	6,000	6,000
3,344	3,202	3,098	4420	Rental of Equipment	3,200	3,200	3,200
4,000	4,000	0	5110	City Share of Museum	0	0	0
0	2,000	2,000	5111	Discovery Center	2,000	2,000	2,000
0	464	0	5250	Auto Insurance	0	0	0
6,827	11,868	7,500	5320	Postage	7,500	7,500	7,500
6,555	9,452	9,600	5330	Telephone	7,500	7,500	7,500
31,676	16,694	0	5410	Advertising	15,000	15,000	15,000
6,047	4,708	5,500	5530	Printing and Binding	5,500	5,500	5,500
				Reprint Local Brochure			

# City of The Dalles, Oregon

## Tourism Department (Dept. 06)

1991/92 Actual	1992/93 Actual	1993/94 Budget	Acct. No.	Line Item	1994/95 Proposed Budget	1994/95 Approved Budget	1994/95 Adopted Budget
564	4,622	0	5810	Travel/Food & Lodging	1,500	1,500	1,500
2,308	211	0	5850	Training and Conferences	1,500	1,500	1,500
1,492	1,717	0	5870	Membership/Dues/Subscriptions	1,500	1,500	1,500
				Col. Gorge Vis. assn.	250		
				The Dalles Trade Assn.	50		
				Chamber of Commerce	400		
				Ore. Lodging Assn.	300		
				Misc.	500		
					1,500		
6,521	4,411	3,200	6010	Office Supplies	3,500	3,500	3,500
1,373	15	0	6020	Janitorial Supplies	200	200	200
199	0	0	6200	Utilities	0	0	0
0	0	0	6210	Natural Gas	0	0	0
1,988	1,875	2,200	6220	Electricity	2,200	2,200	2,200
0	113	0	6410	Books and Periodicals	200	200	200
150	21	0	6480	Computer Software	0	0	0
93	822	1,221	6765	Lease Payments	0	0	0
36	0	0	6950	Miscellaneous Expenses	500	500	500
183,495	157,644	60,418		Total Materials and Services	78,350	78,350	90,850
7,443	0	0	7420	Vehicles	0	0	0
475	0	0	7430	Furniture and Fixtures	0	0	0
3,949	87	0	7440	Office Equipment	0	0	0
299	98	0	7450	Computer Equip	0	0	0
2,877	500	0	7460	Equipment, Other	0	0	0
15,043	685	0		Total Capital Outlay	0	0	0
292,770	266,390	120,649		Total Expenditures	147,706	147,706	160,206
0	0	276,000	8005	Repayment of Loan	0	0	0
0	0	0	8010	Transfer to General Fund	0	0	0
0	0	0	8018	Transfer to Special Grants Fund	0	0	0
0	0	0	8100	Transfer to Unemployment Reserve Fund	800	800	800
0	0	0	8900	Contingency	494	494	494
				Moving Expenses			
0	0	0	8950	Unappropriated Ending Balance	0	0	0
0	0	276,000		Total Other Uses	1,294	1,294	1,294
292,770	266,390	396,649		Total Expenditures and Other Uses	149,000	149,000	161,500

**This page left blank intentionally**

**City of The Dalles, Oregon**

**O  
R  
E  
G  
O  
N  
  
T  
R  
A  
I  
L**

The Oregon Trail Celebration Department was established to account for all activity related to the Oregon Trail Celebration at Crates Point in The Dalles, including marketing, as well as actual on-site construction and fixtures for the celebration

No expenditures are budgeted for the Oregon Trail Celebration Department in the 1994-95 Adopted Budget.

# City of The Dalles, Oregon

## Oregon Trail Celebration Department (Dept. 07)

1991/92 Actual	1992/93 Actual	1993/94 Budget	Acct. No.	Line Item	1994/95 Proposed Budget	1994/95 Approved Budget	1994/95 Adopted Budget
0	7,523	3,000	1100	Regular Salaries	0	0	0
0	57,535	70,061	1200	Parttime / Temporary Salaries	0	0	0
0	935	0	1300	Overtime Salaries	0	0	0
0	5,049	2,845	2050	Employer FICA Expense	0	0	0
0	1,021	0	2100	Retirement Contributions	0	0	0
0	673	0	2150	Medical Insurance	0	0	0
0	9	0	2200	L T D Insurance	0	0	0
0	14	0	2250	Life Insurance	0	0	0
0	2,268	2,000	2300	Workers Compensation Insurance	0	0	0
0	75,026	77,906		Total Personal Services	0	0	0
0	11,612	14,600	3260	Pioneer Family/Caretaker	0	0	0
0	2,541	3,000	3455	Security	0	0	0
0	6,810	0	3900	Other Contractual Services	0	0	0
0	8,111	0	3927	Marketing	0	0	0
0	11,719	0	3928	Public Relations	0	0	0
0	126	0	3930	Regional Strategies Marketing	0	0	0
0	18,529	10,500	3936	Oregon Trail Celebration Banners for Downtown	0	0	0
0	0	3,750	4110	Water and Sewer Services	0	0	0
0	0	0	4210	Garbages Services	0	0	0
0	1,944	1,505	4420	Rental of Equipment	0	0	0
0	0	0	5111	Discovery Center	0	0	0
0	40	0	5210	Liability Insurance	0	0	0
0	8	0	5230	Property Insurance	0	0	0
0	376	0	5320	Postage	0	0	0
0	1,053	1,500	5330	Telephone	0	0	0
0	38,617	4,000	5410	Advertising Various Media	0	0	0
0	29,110	2,500	5530	Printing and Binding Reprint Lure Piece	0	0	0
0	4,261	0	5810	Travel Food and Lodging	0	0	0
0	3,086	9,000	5815	Crates Point Meals	0	0	0
0	50	0	5850	Training and Conferences	0	0	0
0	2,687	200	6010	Office Supplies	0	0	0
0	13,773	15,000	6025	Merchandise for Resale	0	0	0
0	53	0	6220	Electricity	0	0	0
0	116	0	6410	Books and Periodicals	0	0	0
0	(33)	0	6990	Cash - Long or (Short)	0	0	0
0	154,589	65,555		Total Materials and Services	0	0	0
0	66,901	3,000	7200	Buildings	0	0	0
0	509,346	0	7300	Improvements Other Than Bldgs	0	0	0
0	44,873	4,669	7435	Oregon Trail Fixtures	0	0	0
0	621,121	7,669		Total Capital Outlay	0	0	0
0	850,735	151,130		Total Expenditures	0	0	0
0	0	800	8100	Transfer to Unemployment Res Fund	0	0	0
0	0	0	8900	Contingency	0	0	0
0	0	800		Total Other Uses	0	0	0
0	850,735	151,930		Total Expenditures and Other Uses	0	0	0

T  
R  
A  
N  
S  
P  
O  
R  
T  
A  
T  
I  
O  
N  
  
C  
E  
N  
T  
E  
R

The Transportation Center Department accounts for all costs associated with the operations and maintenance of The Dalles Transportation Center, which houses the train and bus terminals for the community.

For the 1994-95 Adopted Budget, the Transportation Center Department has been removed from the Tourism Promotion Fund, and those activities will be recorded in the General Fund, within the City Hall Department.

## City of The Dalles, Oregon

### Transportation Center Department (Dept. 66)

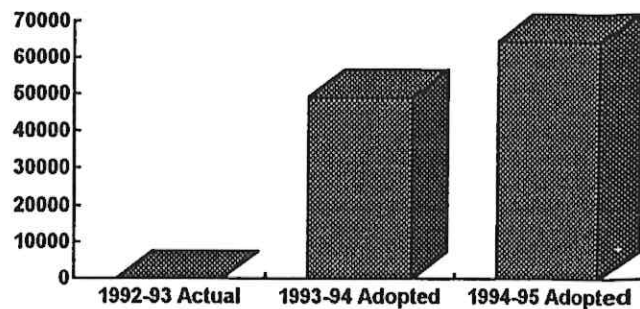
1991/92 Actual	1992/93 Actual	1993/94 Budget	Acct. No.	Line Item	1994/95 Proposed Budget	1994/95 Approved Budget	1994/95 Adopted Budget
235	0	0		3250 Transportation Center	0	0	0
553	708	650		4110 Water & Sewer Services	0	0	0
1,177	3,415	3,300		4310 Building/Ground Repair/Mntnce	0	0	0
9	44	0		6010 Office Supplies	0	0	0
1,872	163	0		6020 Janitorial Supplies	0	0	0
225	228	250		6210 Natural Gas	0	0	0
992	1,083	1,100		6220 Electricity	0	0	0
5,063	5,641	5,300		Total Expenditures	0	0	0

## City of The Dalles, Oregon

# AMBULANCE RESERVE FUND

This special fund was established by City Council for the purpose of replacing or adding to the City's ambulance service facilities, including purchases of ambulances and accessories to new ambulances. Revenues to this fund are provided by operating transfers from the General Fund and interest earned.

The following chart illustrates the expenditure levels of the fund for 1992-93 actuals, 1993-94 Adopted Budget, and the 1994-95 Adopted Budget.



# City of The Dalles, Oregon


## Ambulance Reserve Fund

1991/92 Actual	1992/93 Actual	1993/94 Budget	Acct. No.	Line Item	1994/95 Proposed Budget	1994/95 Approved Budget	1994/95 Adopted Budget
1,446	16,911	32,811	3000	Beginning Balance	49,272	49,272	49,272
466	948	1,360	3631	Interest Income	263	263	263
466	948	1,360		Revenues	263	263	263
15,000	15,000	15,000	3911	Transfer from General Fund	15,000	15,000	15,000
16,912	32,859	49,171		Total Resources	64,535	64,535	64,535
0	0	49,171	7420	Vehicles	64,535	64,535	64,535
0	0	49,171		Total Capital Outlay	64,535	64,535	64,535
0	0	0	8900	Contingency	0	0	0
0	0	0	8950	Unappropriated Ending Balance	0	0	0
0	0	0		Total Other Uses	0	0	0
0	0	49,171		Total Expenditures and Other Uses	64,535	64,535	64,535
16,912	32,859	0		FUND TOTAL	0	0	0

P  
U  
B  
L  
I  
C  
  
W  
O  
R  
K  
S  
  
R  
E  
S  
E  
R  
V  
E  
  
F  
U  
N  
D

This special fund was established by City Council for the purpose of replacing or adding to the machinery and equipment of the Public Works Department. Revenues to this fund are provided through operating transfers from the Street and Storm Sewer Fund, and from interest earned.

The following chart illustrates the fund's capital expenditures for 1992-93 actuals, 1993-94 Adopted Budget, and the 1994-95 Adopted Budget.



# City of The Dalles, Oregon

## Public Works Reserve Fund

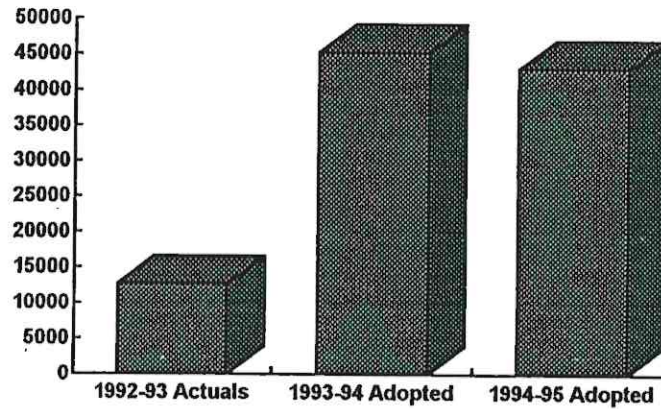
1991/92 Actual	1992/93 Actual	1993/94 Budget	Acct. No. Line Item	1994/95 Proposed Budget	1994/95 Approved Budget	1994/95 Adopted Budget
127,130	123,208	128,717	3000 Beginning Balance	24,652	24,652	24,652
7,271	5,409	2,250	3631 Interest Income	2,000	2,000	2,000
7,271	5,409	2,250	Revenues	2,000	2,000	2,000
0	0	0	3915 Transfer from Str & Strm Swr Fund	50,000	50,000	50,000
134,401	128,617	130,967	Total Resources	76,652	76,652	76,652
0	0	0	7400 Capital Projects	0	0	0
0	0	14,600	7410 Machinery	28,800	28,800	28,800
			Curb Machine \$10,500			
			2-Axel Tilt Trailer \$18,300			
				10,500		
				18,300		
				28,800		
11,192	0	93,800	7420 Vehicles	0	0	0
11,192	0	108,400	Total Capital Outlay	28,800	28,800	28,800
0	0	22,567	8900 Contingency	47,852	47,852	47,852
0	0	0	8950 Unappropriated Ending Balance	0	0	0
0	0	22,567	Total Other Uses	47,852	47,852	47,852
11,192	0	130,967	Total Expenditures and Other Uses	76,652	76,652	76,652
123,209	128,617	0	FUND TOTAL	0	0	0

## City of The Dalles, Oregon

# U N E M P L O Y M E N T R E S E R V E F U N D

This is a special fund established to meet the needs of those former employees of the City who are unemployed. The City is a self insured provider of unemployment benefits. Revenues to this fund come from each department within the City with employees. Expenditures are restricted to payment of unemployment benefits.

The following chart illustrates the expenditures for unemployment, for 1992-93 actuals, 1993-94 Adopted Budget, and the 1994-95 Adopted Budget.



# City of The Dalles, Oregon

## Unemployment Reserve Fund

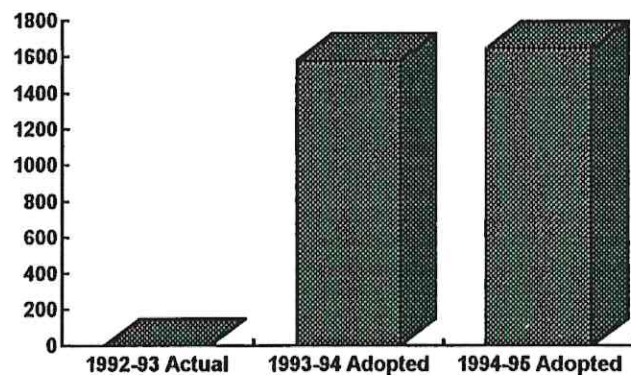
1991/92 Actual	1992/93 Actual	1993/94 Budget	Acct. No.	Line Item	1994/95 Proposed Budget	1994/95 Approved Budget	1994/95 Adopted Budget
58,886	42,650	24,300	3000	Beginning Balance	22,503	22,503	22,503
3,322	1,746	972	3631	Interest Income	525	525	525
3,322	1,746	972		Revenues	525	525	525
0	0	20,000	3919	Transfers In	20,000	20,000	20,000
62,208	44,396	45,272		Total Resources	43,028	43,028	43,028
19,557	12,693	45,272	2350	Unemployment Expense	43,028	43,028	43,028
19,557	12,693	45,272		Total Expenditures	43,028	43,028	43,028
0	0	0	8900	Contingency	0	0	0
0	0	0	8950	Unappropriated Ending Balance	0	0	0
0	0	0		Total Other Uses	0	0	0
19,557	12,693	45,272		Total Expenditures and Other Uses	43,028	43,028	43,028
42,651	31,703	0		FUND TOTAL	0	0	0

## City of The Dalles, Oregon

# V I E T N A M M E M O R I A L F U N D

This is a special fund established to receive, preserve, and expend funds received from any source for the preservation, enhancement, protection, maintenance, repair, replacement or restoration of the Mid-Columbia Vietnam Veterans' Memorial and its surroundings. Revenues to the fund consist of donations and interest earnings, while expenditures are restricted to the above uses.

The following chart illustrates the fund's expenditure levels by category for 1992-93 actuals, 1993-94 Adopted Budget, and the 1994-95 Adopted Budget.



# City of The Dalles, Oregon

## Vietnam Memorial Fund

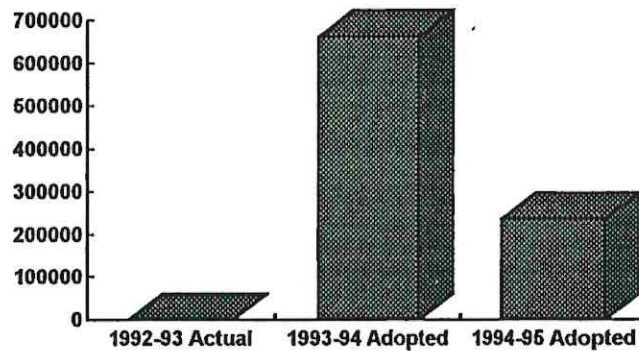
1991/92 Actual	1992/93 Actual	1993/94 Budget	Acct. No. Line Item	1994/95 Proposed Budget	1994/95 Approved Budget	1994/95 Adopted Budget
1,910	1,657	1,422	3000 Beginning Balance	1,503	1,503	1,503
22	74	57	3631 Interest Income	42	42	42
100	100	100	3639 Gifts and Donations	100	100	100
122	174	157	Revenues	142	142	142
0	0	0	3919 Transfers In	0	0	0
2,032	1,831	1,579	Total Resources	1,645	1,645	1,645
375	0	1,579	6090 Special Department Supplies	1,645	1,645	1,645
375	0	1,579	Total Materials and Services	1,645	1,645	1,645
0	0	0	7300 Improvements Other Than Bldgs	0	0	0
0	0	0	Total Capital Outlay	0	0	0
375	0	1,579	Total Expenditures	1,645	1,645	1,645
0	0	0	Contingency	0	0	0
0	0	0	Unappropriated Ending Balance	0	0	0
0	0	0	Total Other Uses	0	0	0
375	0	1,579	Total Expenditures and Other Uses	1,645	1,645	1,645
1,657	1,831	0	FUND TOTAL	0	0	0

## City of The Dalles, Oregon

### STREET / BRIDGE REPLACEMENT FUND

This special fund is specifically designated for street and bridge replacement. Revenues for this fund are primarily operating transfers from the Street and Storm Sewer Fund, and interest earnings.

The following chart illustrates the fund's capital expenditures for 1992-93 actuals, 1993-94 Adopted Budget, and the 1994-95 Adopted Budget.



# City of The Dalles, Oregon

## Street & Bridge Replacement Fund

1991/92 Actual	1992/93 Actual	1993/94 Budget	Acct. No.	Line Item	1994/95 Proposed Budget	1994/95 Approved Budget	1994/95 Adopted Budget
100,507	106,365	261,158	3000	Beginning Balance	239,534	239,534	239,534
0	150,000	397,000	3349	State Grants, Other	0	0	0
5,858	4,669	13,500	3631	Interest Income	4,000	4,000	4,000
5,858	154,669	410,500		Revenues	4,000	4,000	4,000
0	0	0	3919	Transfers In	0	0	0
106,365	261,034	671,658		Total Resources	243,534	243,534	243,534
0	0	0	7300	Improvements Other Than Bldgs	0	0	0
0	0	661,000	7400	Capital Projects	235,534	235,534	235,534
				Crack Seal Project (8mi)	25,000		
				ADA Wheelchair Ramps			
				Phase II:	36,000		
				Kelly Ave (12-16th Place)	48,524		
				4th St (4th Grd - 3rd Pl)	36,574		
				W 6th Street Bypass	89,436		
					235,534		
0	0	661,000		Total Capital Outlay	235,534	235,534	235,534
0	0	10,658	8900	Contingency	8,000	8,000	8,000
0	0	0	8950	Unappropriated Ending Balance	0	0	0
0	0	10,658		Total Other Uses	8,000	8,000	8,000
0	0	671,658		Total Expenditures and Other Uses	243,534	243,534	243,534
106,365	261,034	0		FUND TOTAL	0	0	0

City of The Dalles, Oregon

K  
E  
L  
L  
Y

A  
V  
E  
N  
U  
E

L  
A  
N  
D  
S  
L  
I  
D  
E

F  
U  
N  
D

This is a special revenue fund established during fiscal year 1987-1988 to account for the costs associated with the engineering and pumping stations for the dewatering of the Kelly Avenue Landslide area. The fund was closed during the 1992-1993 fiscal year through a transfer of the remaining balance to the Water Department Capital Reserve Fund, and is presented here for informational purposes only.

# City of The Dalles, Oregon

## Kelly Avenue Landslide Fund

1991/92 Actual	1992/93 Actual	1993/94 Budget	Acct. No.	Line Item	1994/95 Proposed Budget	1994/95 Approved Budget	1994/95 Adopted Budget
183,937	156,980	0	3000	Beginning Balance	0	0	0
1,470	0	0	3115	Property Taxes - Prior Years	0	0	0
0	0	0	3119	Unsegrated Tax Interest	0	0	0
36,583	0	0	3349	State Grants, Other	0	0	0
8,507	0	0	3631	Interest Income	0	0	0
46,560	0	0		Revenues	0	0	0
0	0	0	3919	Transfers In	0	0	0
230,497	156,980	0		Total Resources	0	0	0
0	0	0	3010	Engineering Services	0	0	0
67,675	0	0	3900	Other Contractual Services	0	0	0
0	0	0	6220	Electricity	0	0	0
67,675	0	0		Total Materials and Services	0	0	0
5,842	5,425	0	7400	Capital Projects	0	0	0
5,842	5,425	0		Total Capital Outlay	0	0	0
73,517	5,425	0		Total Expenditures	0	0	0
0	151,555	0	8515	Transfer to Water Capital Res. Fund	0	0	0
0	0	0	8900	Contingency	0	0	0
0	0	0	8950	Unappropriated Ending Balance	0	0	0
0	151,555	0		Total Other Uses	0	0	0
73,517	156,980	0		Total Expenditures and Other Uses	0	0	0
156,980	0	0		FUND TOTAL	0	0	0

## City of The Dalles, Oregon

# ENERGY FUND

The Energy Fund is a special fund established for the planning and implementation of energy use, conservation, generation, planning and operation of facilities for the production of energy from resources located upon City property, as per General Ordinance 82-1030. Revenues to the fund are from interest earnings.

The Energy Fund will be closed during the 1994-95 year via a transfer of remaining balances to the General Fund.

# City of The Dalles, Oregon

## Energy Fund

1991/92 Actual	1992/93 Actual	1993/94 Budget	Acct. No. Line Item	1994/95 Proposed Budget	1994/95 Approved Budget	1994/95 Adopted Budget
35,910	37,949	39,637	3000 Beginning Balance	41,300	41,300	41,300
2,039	1,666	1,585	3631 Interest Income	0	0	0
2,039	1,666	1,585	Revenues	0	0	0
0	0	0	3919 Transfers In	0	0	0
37,949	39,615	41,222	Total Resources	41,300	41,300	41,300
0	0	41,222	3900 Other Contractual Services	0	0	0
0	0	41,222	Total Expenditures	0	0	0
0	0	0	8010 Transfer to General Fund	41,300	41,300	41,300
0	0	0	8900 Contingency	0	0	0
0	0	0	8950 Unappropriated Ending Balance	0	0	0
0	0	0	Total Other Uses	41,300	41,300	41,300
0	0	41,222	Total Expenditures and Other Uses	41,300	41,300	41,300
37,949	39,615	0	FUND TOTAL	0	0	0

## City of The Dalles, Oregon

F  
I  
R  
E

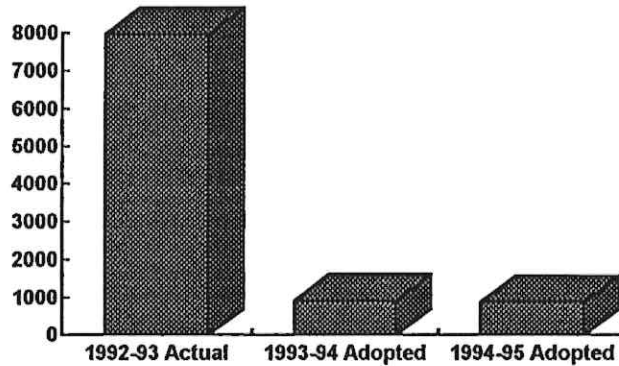
D  
E  
P  
A  
R  
T  
M  
E  
N  
T

R  
E  
S  
E  
R  
V  
E

F  
U  
N  
D

This is a special revenue fund receiving its revenue as transfers from the General Fund. Expenditures from this fund are legally restricted to replacement of or additions to equipment in the Fire Department.

The following chart illustrates the expenditure levels of the fund for 1992-93 actuals, 1993-94 Adopted Budget, and the 1994-95 Adopted Budget.



# City of The Dalles, Oregon


## Fire Department Reserve Fund

1991/92 Actual	1992/93 Actual	1993/94 Budget	Acct. No.	Line Item	1994/95 Proposed Budget	1994/95 Approved Budget	1994/95 Adopted Budget
9,196	8,504	874	3000	Beginning Balance	835	835	835
486	270	33	3631	Interest Income	30	30	30
486	270	33		Revenues	30	30	30
0	0	0	3919	Transfers In	0	0	0
9,682	8,774	907		Total Resources	865	865	865
1,178	0	0	7420	Vehicles	0	0	0
0	7,969	907	7460	Equipment, Other	865	865	865
1,178	7,969	907		Total Capital Outlay	865	865	865
0	0	0	8900	Contingency	0	0	0
0	0	0	8950	Unappropriated Ending Balance	0	0	0
0	0	0		Total Other Uses	0	0	0
1,178	7,969	907		Total Expenditures and Other Uses	865	865	865
8,504	805	0		FUND TOTAL	0	0	0

S  
P  
E  
C  
I  
A  
L  
  
G  
R  
A  
N  
T  
S  
  
F  
U  
N  
D

The Special Grants Fund was established to account for a variety of grants received by the City. Each grant program is accounted for separately to track the expenditures respective to that program.

The following chart illustrates the fund's expenditure levels for 1992-93 actuals, 1993-94 Adopted Budget, and the 1994-95 Adopted Budget.



# City of The Dalles, Oregon

## Special Grants Fund - Summary

1991/92 Actual	1992/93 Actual	1993/94 Budget	Acct. No.	Line Item	1994/95 Proposed Budget	1994/95 Approved Budget	1994/95 Adopted Budget
0	3,903	0		Beginning Balance	0	0	0
21,276	278,031	377,030		Revenues	584,726	584,726	584,726
0	2,373	27,880		Transfers In	41,232	41,232	41,232
21,276	284,307	404,910		Total Resources	625,958	625,958	625,958
17,373	31,335	0		SHPO Grant - Civic Auditorium	0	0	0
0	252,972	20,000		CD Block Grant - Community Action	40,000	40,000	40,000
0	0	9,895		SHPO Grant - Cert. Local Govt. Program	9,791	9,791	9,791
0	0	12,026		SHPO Grant - City Hall	12,026	12,026	12,026
0	0	357,880		ISTEA Grants - Greenway	387,880	387,880	387,880 ✓ C / 0
0	0	0		O.D.O.T. Bike Paths	100,000	100,000	100,000 ✓ 2 / 0
0	0	0		LCDC Grant- Vision Action Plan	24,800	24,800	24,800
0	0	0		LCDC Grant- Redevelopment & Infill Strategy	46,352	46,352	46,352
17,373	284,307	399,801		Total Expenditures	620,849	620,849	620,849
0	0	5,109		Transfers Out	5,109	5,109	5,109
0	0	0		Contingency	0	0	0
0	0	0		Unappropriated Ending Balance	0	0	0
0	0	5,109		Total Other Uses	5,109	5,109	5,109
17,373	284,307	404,910		Total Expenditures & Other Uses	625,958	625,958	625,958
3,903	0	0		FUND TOTAL	0	0	0

# City of The Dalles, Oregon

## Special Grants Fund - Resources

1991/92 Actual	1992/93 Actual	1993/94 Budget	Acct. No.	Line Item	1994/95 Proposed Budget	1994/95 Approved Budget	1994/95 Adopted Budget
0	3,903	0	3000	Beginning Balance	0	0	0
0	0	0	3346	LCDC Grants	57,800	57,800	57,800
10,276	14,077	0	3349	State Grants, Other	0	0	0
0	252,972	0	3350	State OCD Grants	0	0	0
0	0	0	3351	O.D.O.T. Grant	100,000	100,000	100,000
0	0	27,030	3361	State SHPO Grants	26,926	26,926	26,926
0	0	330,000	3362	ISTEA Grants	330,000	330,000	330,000
11,000	10,982	0	3639	Gifts and Donations	30,000	30,000	30,000
0	0	20,000	3642	Program Income	40,000	40,000	40,000
21,276	278,031	377,030		Revenues	584,726	584,726	584,726
0	0	0	3911	Transfer from General Fund	41,232	41,232	41,232
				ISTEA grant			
				LCDC- Vision	27,880		
				LCDC- R&IS	7,000		
					6,352		
					41,232		
0	2,373	27,880	3919	Transfer from Tourism Fund	0	0	0
21,276	284,307	404,910		Total Resources	625,958	625,958	625,958

This page left blank intentionally

**City of The Dalles, Oregon**

S.  
H.  
P.  
O.

G  
R  
A  
N  
T  
/  
C  
I  
V  
I  
C

A  
U  
D  
I  
T  
O  
R  
I  
U  
M

The Oregon State Historical Preservation Office (S.H.P.O.) grant for the restoration of the Civic Auditorium is accounted for in this department. The grant was closed out in the 1992-93 fiscal year, and is shown here for informational purposes only.

# City of The Dalles, Oregon

SHPO Grant - Civic Auditorium (Dept. 18)

1991/92 Actual	1992/93 Actual	1993/94 Budget	Acct. No.	Line Item	1994/95 Proposed Budget	1994/95 Approved Budget	1994/95 Adopted Budget
17,373	31,335	0	3900	Other Contractual Services	0	0	0
17,373	31,335	0		Total Expenditures	0	0	0
0	0	0	8010	Transfer to General Fund	0	0	0
17,373	31,335	0		Total Expenditures & Other Uses	0	0	0

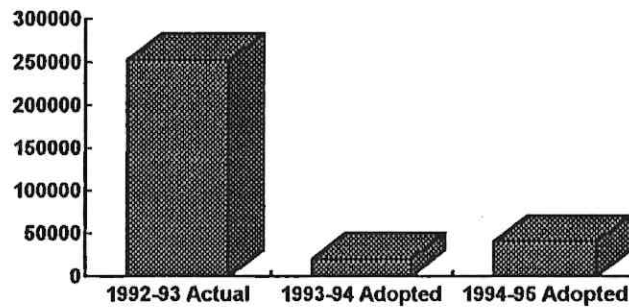
## City of The Dalles, Oregon

C.  
D.  
B.  
G.

C  
O  
M  
M  
U  
N  
I  
T  
Y  
  
A  
C  
T  
I  
O  
N

This Community Development Block Grant for The Dalles Housing Rehabilitation Program is accounted for in this department. The Mid-Columbia Community Action Council, Inc. is a subcontractor for this program. Funding provides for the rehabilitation of qualifying homes in the designated area.

The following chart illustrates the grant's expenditure levels for 1992-93 actuals, 1993-94 Adopted Budget, and the 1994-95 Adopted Budget.



# City of The Dalles, Oregon

## CD Block Grant - Community Action (Dept. 19)

1991/92 Actual	1992/93 Actual	1993/94 Budget	Acct. No.	Line Item	1994/95 Proposed Budget	1994/95 Approved Budget	1994/95 Adopted Budget
0	0	0	3100	Auditing Services	0	0	0
0	251,018	20,000	3330	Community Action Program	37,800	37,800	37,800
0	1,954	0	3900	Other Contractual Services	2,000	2,000	2,000
0	0	0	5510	Legal Notices	0	0	0
0	0	0	5515	Filing Fees	200	200	200
0	252,972	20,000		Total Materials and Services	40,000	40,000	40,000
0	0	0	8900	Contingency	0	0	0
0	0	0	8950	Unappropriated Ending Balance	0	0	0
0	0	0		Total Other Uses	0	0	0
0	252,972	20,000		Total Expenditures and Other Uses	40,000	40,000	40,000

City of The Dalles, Oregon

S.  
H.  
P.  
O.

G  
R  
A  
N  
T

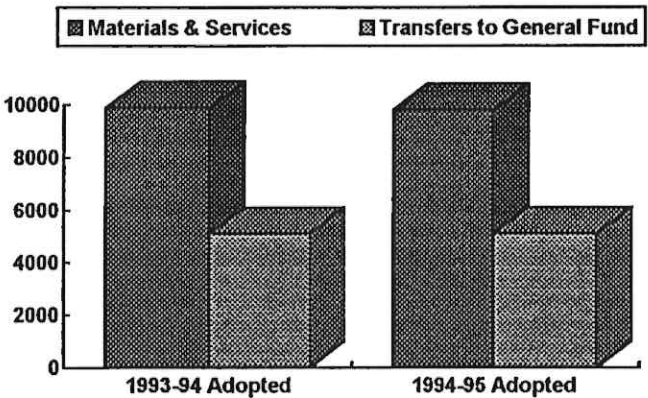
C  
E  
R  
T.

L  
O  
C.

G  
O  
V  
T.

This department accounts for the Oregon State Historical Preservation Office (S.H.P.O.) grant relating to the Certified Local Government Program.

The following chart illustrates the department's expenditure levels by category for the fiscal year 1993-94 Adopted Budget and the 1994-95 Adopted Budget.



## City of The Dalles, Oregon

### SHPO Grant - Certified Local Govt. Program (Dept. 21)

1991/92 Actual	1992/93 Actual	1993/94 Budget	Acct. No.	Line Item	1994/95 Proposed Budget	1994/95 Approved Budget	1994/95 Adopted Budget
0	0	262	3100	Auditing Services	262	262	262
0	0	5,163	3900	Other Contractual Services	5,163	5,163	5,163
0	0	581	5320	Postage	477	477	477
0	0	100	5510	Legal Notices	100	100	100
0	0	926	5810	Travel/Food & Lodging	926	926	926
0	0	425	5850	Training and Conferences	425	425	425
0	0	2,438	6010	Office Supplies	2,438	2,438	2,438
0	0	9,895		Total Materials & Services	9,791	9,791	9,791
0	0	5,109	8010	Transfer to General Fund	5,109	5,109	5,109
0	0	15,004		Total Expenditures & Other Uses	14,900	14,900	14,900

## City of The Dalles, Oregon

S.  
H.  
P.  
O.

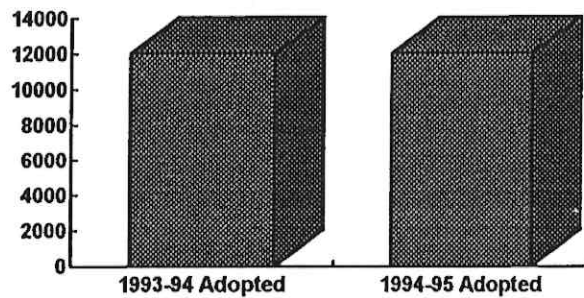
G  
R  
A  
N  
T

C  
I  
T  
Y

H  
A  
L  
L

This department accounts for the Oregon State Historical Preservation Office (S.H.P.O.) grant relating to replacements and repair of flashing and gutters on City Hall.

The following chart illustrates the department's expenditure levels for the fiscal year 1993-94 Adopted Budget and the 1994-95 Adopted Budget.



## City of The Dalles, Oregon

### SHPO Grant - City Hall (Dept. 22)

1991/92 Actual	1992/93 Actual	1993/94 Budget	Acct. No.	Line Item	1994/95 Proposed Budget	1994/95 Approved Budget	1994/95 Adopted Budget
0	0	12,026	4310	Building/Ground Repair/Mntnce	12,026	12,026	12,026
0	0	0	6010	Office Supplies	0	0	0
0	0	12,026		Total Materials & Services	12,026	12,026	12,026
0	0	0	8010	Transfer to General Fund	0	0	0
0	0	12,026		Total Expenditures & Other Uses	12,026	12,026	12,026

## City of The Dalles, Oregon

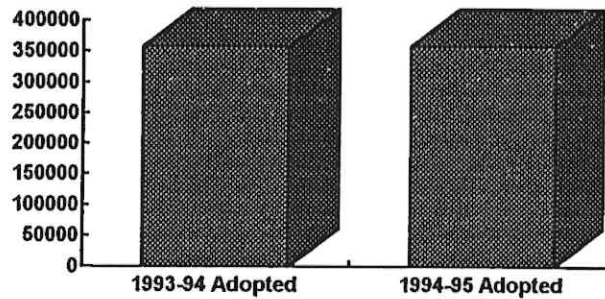
I.  
S.  
T.  
E.  
A.

G  
R  
A  
N  
T

G  
R  
E  
E  
N  
W  
A  
Y

This department accounts for grant monies received for the development of the Mill Creek greenway project in The Dalles.

The following chart illustrates the department's expenditure levels by category for the fiscal year 1993-94 Adopted Budget and the 1994-95 Adopted Budget.



# City of The Dalles, Oregon

## ISTEA Grants - Greenway (Dept. 23)

1991/92 Actual	1992/93 Actual	1993/94 Budget	Acct. No.	Line Item	1994/95 Proposed Budget	1994/95 Approved Budget	1994/95 Adopted Budget
0	0	357,880	7300	Improvements Other Than Buildings	387,880	387,880	387,880
0	0	357,880		Total Capital Outlay	387,880	387,880	387,880
0	0	0	8010	Transfer to General Fund	0	0	0
0	0	357,880		Total Expenditures & Other Uses	387,880	387,880	387,880

**City of The Dalles, Oregon**

O.  
D.  
O.  
T.

B  
I  
K  
E

P  
A  
T  
H  
S

This department accounts for grant monies received from the Oregon Department of Transportation to fund a West side bike lane project. The project is to begin between October, 1994 and March, 1995 and be completed within one year.

# City of The Dalles, Oregon

## O.D.O.T. Bike Paths (Dept. 24)

1991/92 Actual	1992/93 Actual	1993/94 Budget	Acct. No.	Line Item	1994/95 Proposed Budget	1994/95 Approved Budget	1994/95 Adopted Budget
0	0	0	7300	Improvements Other Than Buildings	100,000	100,000	100,000
0	0	0		Total Capital Outlay	100,000	100,000	100,000
0	0	0	8010	Transfer to General Fund	0	0	0
0	0	0		Total Expenditures & Other Uses	100,000	100,000	100,000

L.  
C.  
D.  
C.

G  
R  
A  
N  
T

V  
I  
S  
I  
O  
N

P  
L  
A  
N

This department accounts for grant monies received to fund the development and creation of the Action Plan for the community's Vision statement, to be accomplished over an eight to ten month period.

# City of The Dalles, Oregon

## LCDC Grant- Vision Action Plan (Dept. 25)

1991/92 Actual	1992/93 Actual	1993/94 Budget	Acct. No.	Line Item	1994/95 Proposed Budget	1994/95 Approved Budget	1994/95 Adopted Budget
0	0	0	3900	Other Contractual Services	24,300	24,300	24,300
0	0	0	5510	Legal Notices	300	300	300
0	0	0	6010	Office Supplies	200	200	200
0	0	0		Total Expenditures	24,800	24,800	24,800
0	0	0	8010	Transfer to General Fund	0	0	0
0	0	0		Total Expenditures & Other Uses	24,800	24,800	24,800

**City of The Dalles, Oregon**

L.  
C.  
D.  
C.

G  
R  
A  
N  
T

R  
E  
D  
E  
V  
E  
L  
O  
P  
M  
E  
N  
T

&

I  
N  
F  
I  
L  
L

This department accounts for grant monies received and expended toward a project to create new Redevelopment and Infill Strategy provisions for the City, in conjunction with the Visioning process and the Comprehensive Plan rewrite.

## City of The Dalles, Oregon

### LCDC Grant- Redevelopment & Infill Strategy (Dept. 26)

1991/92 Actual	1992/93 Actual	1993/94 Budget	Acct. No.	Line Item	1994/95 Proposed Budget	1994/95 Approved Budget	1994/95 Adopted Budget
0	0	0	3900	Other Contractual Services	46,060	46,060	46,060
0	0	0	6010	Office Supplies	292	292	292
0	0	0		Total Expenditures	46,352	46,352	46,352
0	0	0	8010	Transfer to General Fund	0	0	0
0	0	0		Total Expenditures & Other Uses	46,352	46,352	46,352

## City of The Dalles, Oregon

P  
A  
R  
K  
S

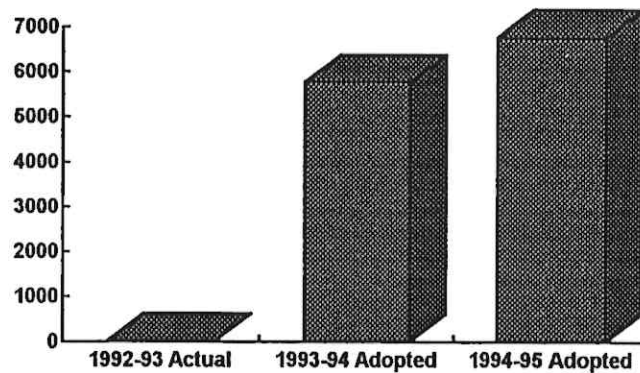
D  
E  
P  
A  
R  
T  
M  
E  
N  
T

R  
E  
S  
E  
R  
V  
E

F  
U  
N  
D

The Parks Department Reserve Fund is a special revenue fund into which all monies received as payments in lieu of the dedication of land for parks and recreation purposes are deposited and retained. These monies are then used for the purpose of acquiring and developing park and recreation facilities in the City of The Dalles.

The following chart illustrates the expenditure levels of the fund for 1992-93 actuals, 1993-94 Adopted Budget, and the 1994-95 Adopted Budget.



# City of The Dalles, Oregon

## Parks Department Reserve Fund

1991/92 Actual	1992/93 Actual	1993/94 Budget	Acct. No. Line Item	1994/95 Proposed Budget	1994/95 Approved Budget	1994/95 Adopted Budget
5,361	7,431	5,771	3000 Beginning Balance	6,271	6,271	6,271
270	0	0	3115 Property Taxes - Prior Years	0	0	0
1,800	0	0	3699 Other Miscellaneous Revenues	500	500	500
2,070	0	0	Revenues	500	500	500
0	0	0	3919 Transfers In	0	0	0
7,431	7,431	5,771	Total Resources	6,771	6,771	6,771
0	0	5,771	7300 Improvements Other Than Bldgs	6,771	6,771	6,771
0	0	5,771	Total Capital Outlay	6,771	6,771	6,771
0	1,660	0	8010 Transfer to General Fund	0	0	0
0	0	0	8900 Contingency	0	0	0
0	0	0	8950 Unappropriated Ending Balance	0	0	0
0	1,660	0	Total Other Uses	0	0	0
0	1,660	5,771	Total Expenditures and Other Uses	6,771	6,771	6,771
7,431	5,771	0	FUND TOTAL	0	0	0

## City of The Dalles, Oregon

S  
T  
A  
T  
E

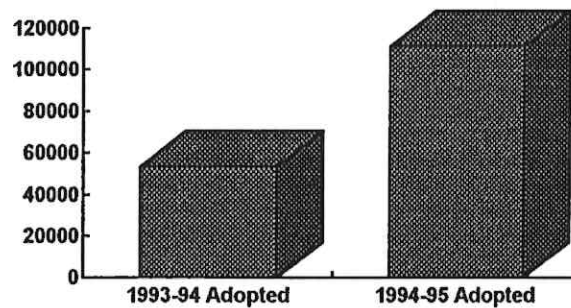
O  
F  
F  
I  
C  
E

B  
U  
I  
L  
D  
I  
N  
G

F  
U  
N  
D

The State Office Building Fund is established to account for monies received and expended for operations and repairs and maintenance of the State Office Building owned by the City. Separate departments are established for operations versus repairs and maintenance as the revenues attributed to repairs and maintenance are dedicated to that purpose. Revenues consist of a portion of the building's lease payments collected.

The following chart illustrates the expenditure levels of the fund for the 1993-94 Adopted Budget, and the 1994-95 Adopted Budget.



# City of The Dalles, Oregon

## State Office Building Fund- Summary

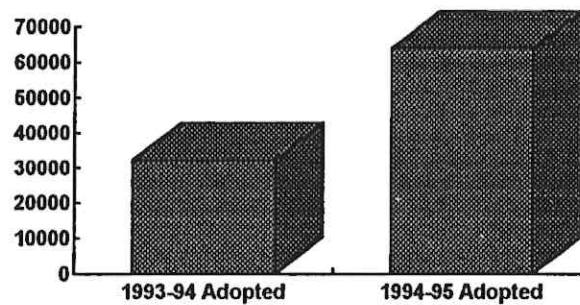
1991/92 Actual	1992/93 Actual	1993/94 Budget	Acct. No.	Line Item	YTD as of 12/31/93	1994/95 Approved Budget	1994/95 Adopted Budget
0	0	0		Beginning Balance	0	6,132	6,132
0	0	53,327		Revenues	0	105,032	105,032
0	0	0		Transfers In	0	0	0
0	0	53,327		Total Resources	0	111,164	111,164
0	0	32,325		Operations Dept.	0	63,878	63,878
0	0	21,002		Repairs & Maintenance Dept.	0	47,286	47,286
0	0	53,327		Total Materials and Services	0	111,164	111,164
0	0	0		8010 Transfer to General Fund	0	0	0
0	0	0		8900 Contingency	0	0	0
0	0	0		8950 Unappropriated Ending Balance	0	0	0
0	0	0		Total Other Uses	0	0	0
0	0	53,327		Total Expenditures and Other Uses	0	111,164	111,164
0	0	0		FUND TOTAL	0	0	0

## City of The Dalles, Oregon

### STATE OFFICE BUILDING OPERATIONS

The State Office Building Operations Department accounts for monies received and expended for operations of the facility. Revenues consist of a portion of the building's lease payments collected, and expenditures from the department include janitorial services and supplies, insurance and utilities.

The following chart illustrates the expenditure levels of the department for the 1993-94 Adopted Budget, and the 1994-95 Adopted Budget.



# City of The Dalles, Oregon

## State Office Building Fund- Operations Dept.

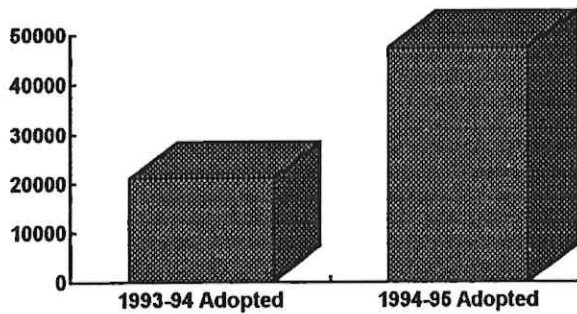
1991/92 Actual	1992/93 Actual	1993/94 Budget	Acct. No. Line Item	1994/95 Proposed Budget	1994/95 Approved Budget	1994/95 Adopted Budget
0	0	0	3000 Beginning Balance	0	0	0
0	0	0	3631 Interest Income		0	0
0	0	32,325	3638 State Office Bldg. Income	63,878	63,878	63,878
0	0	32,325	Revenues	63,878	63,878	63,878
0	0	0	3919 Transfers In	0	0	0
0	0	32,325	Total Resources	63,878	63,878	63,878
0	0	14,250	3650 Janitorial Services	29,808	29,808	29,808
0	0	3,290	3900 Other Contractual Services	4,785	4,785	4,785
0	0	1,560	4110 Water and Sewer Services	3,275	3,275	3,275
0	0	900	4210 Garbage Services	1,785	1,785	1,785
0	0	1,325	5230 Property Insurance	2,750	2,750	2,750
0	0	1,000	6020 Janitorial Supplies	2,500	2,500	2,500
0	0	10,000	6220 Electricity	18,975	18,975	18,975
0	0	32,325	Total Materials and Services	63,878	63,878	63,878

## City of The Dalles, Oregon

### STATE OFFICE BUILDING REPAIR & MAINTENANCE

The State Office Building Fund Repairs and Maintenance Department accounts for monies received and expended for repairs and maintenance of the State Office Building owned by the City. Revenues consist of a portion of the building's lease payments collected, and expenditures made from the department include contractual services and repairs and maintenance to the building's electrical, plumbing, elevator and HVAC systems.

The following chart illustrates the expenditure levels of the department for the 1993-94 Adopted Budget, and the 1994-95 Adopted Budget.



# City of The Dalles, Oregon

## State Office Building Fund- Repair & Maintenance Dept.

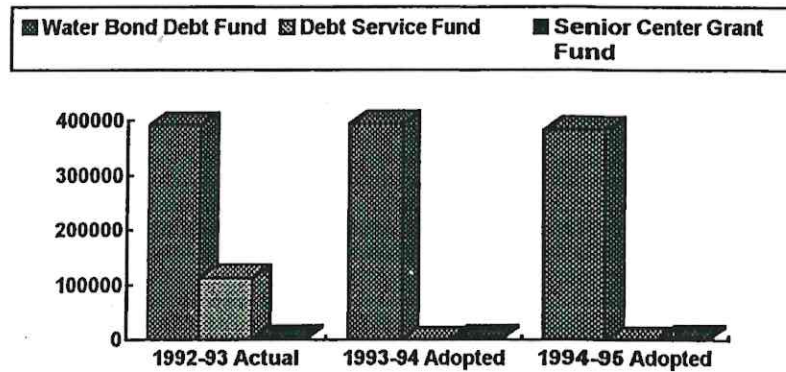
1991/92 Actual	1992/93 Actual	1993/94 Budget	Acct. No. Line Item	1994/95 Proposed Budget	1994/95 Approved Budget	1994/95 Adopted Budget
0	0	0	3000 Beginning Balance	6,132	6,132	6,132
0	0	600	3631 Interest Income	350	350	350
0	0	20,402	3638 State Office Bldg. Income	40,804	40,804	40,804
0	0	21,002	Revenues	41,154	41,154	41,154
0	0	0	3919 Transfers In	0	0	0
0	0	21,002	Total Resources	47,286	47,286	47,286
0	0	11,002	3900 Other Contractual Services	25,986	25,986	25,986
0	0	2,000	4310 Building/Grounds Rpr & Mntnce	4,000	4,000	4,000
0	0	2,000	4315 State Off. Bldg. Rpr & Mntnce	5,000	5,000	5,000
0	0	1,500	4372 Electrical Repair & Mntnce	2,500	2,500	2,500
0	0	1,000	4373 Plumbing Repair & Mntnce	2,000	2,000	2,000
0	0	1,500	4375 Elevator Repair & Mntnce	2,800	2,800	2,800
0	0	2,000	4377 HVAC Repair & Mntnce	5,000	5,000	5,000
0	0	21,002	Total Materials and Services	47,286	47,286	47,286

## City of The Dalles, Oregon

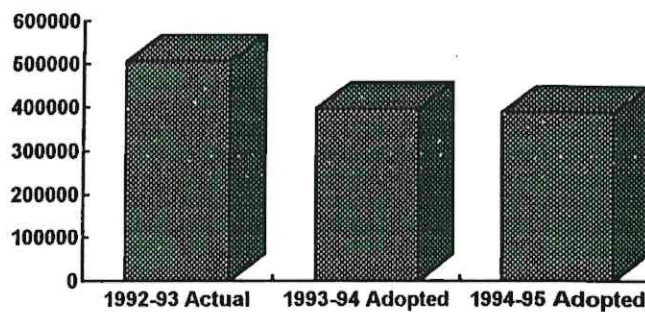
# DEBT SERVICE FUND GROUP

The Debt Service Fund Group records and accounts for revenues and expenditures related to the City's long term debt requirements. The group includes three funds; the Water Bond Debt Fund, the Debt Service Fund, and the Senior Center Grant Fund.

The following chart illustrates the expenditure levels of each fund in the group, for 1992-93 actuals, 1993-94 Adopted Budget, and the 1994-95 Adopted Budget.



The following chart illustrates total debt service payments for the City as recorded in the Debt Service Fund Group. Notice the drop in the 1993-94 Adopted Budget, due to the retirement of revenue bonds for the State Office Building during the 1992-93 fiscal year.



## City of The Dalles, Oregon

### Debt Service Fund Group - Summary

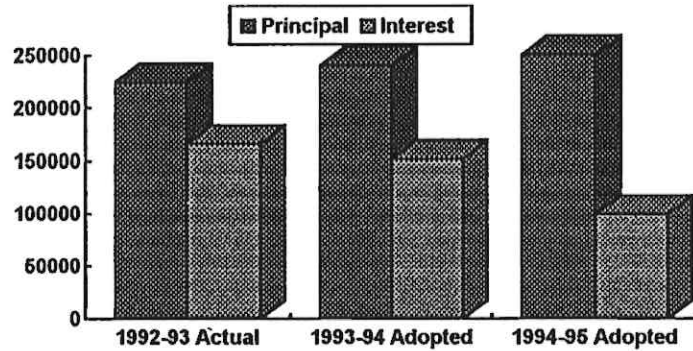
1991/92 Actual	1992/93 Actual	1993/94 Budget	Acct. No.	Line Item	1994/95 Proposed Budget	1994/95 Approved Budget	1994/95 Adopted Budget
175,337	155,017	105,290		Beginning Balance	84,453	84,453	84,453
489,712	464,409	2,059,622		Revenues	343,129	343,129	343,129
0	0	0		Transfers In	0	0	0
665,049	619,426	2,164,912		Total Resources	427,582	427,582	427,582
394,655	391,556	2,093,348		Water Bond Debt Fund	383,093	383,093	383,093
112,197	111,825	0		Debt Service Fund	0	0	0
3,180	3,180	3,180		Senior Center Grant Fund	3,180	3,180	3,180
510,031	506,561	2,096,528		Total Expenditures	386,273	386,273	386,273
0	0	0		Contingency	0	0	0
0	0	68,384		Unappropriated Ending Balance	41,309	41,309	41,309
0	0	68,384		Total Other Uses	41,309	41,309	41,309
510,031	506,561	2,164,912		Total Expenditures and Other Uses	427,582	427,582	427,582
155,018	112,865	0		FUND GROUP TOTAL	0	0	0

## City of The Dalles, Oregon

# W A T E R B O N D D E B T F U N D

The Water Bond Debt Fund is used to account for the accumulation of resources for, and the payment of, general long term debt principal and interest relating to the City's outstanding 1988 and 1993 Water Bonds.

The following chart illustrates the principal and interest expenditure levels for 1992-93 actuals, 1993-94 Adopted Budget, and the 1994-95 Adopted Budget.



# City of The Dalles, Oregon

## Water Bond Debt Fund

1991/92 Actual	1992/93 Actual	1993/94 Budget	Acct. No. Line Item	1994/95 Proposed Budget	1994/95 Approved Budget	1994/95 Adopted Budget
80,969	130,464	105,290	3000 Beginning Balance	84,453	84,453	84,453
404,038	328,210	344,692	3111 Property Taxes - Current Year	316,499	316,499	316,499
32,286	32,807	18,000	3115 Property Taxes - Prior Years	20,000	20,000	20,000
404	459	250	3118 Land Sales - Tax Foreclosure	300	300	300
409	244	500	3119 Unsegrated Tax Interest	150	150	150
7,003	4,663	3,000	3631 Interest Income	3,000	3,000	3,000
0	0	1,690,000	3730 Bond Proceeds	0	0	0
10	0	0	3815 Received From Escrow Trustee	0	0	0
444,150	366,383	2,056,442	Revenues	339,949	339,949	339,949
0	0	0	3919 Transfers In	0	0	0
525,119	496,847	2,161,732	Total Resources	424,402	424,402	424,402
0	0	9,870	3230 Special Legal Services	0	0	0
0	0	25,000	6710 Bond Principal-1993 Water Bond	30,000	30,000	30,000
215,000	225,000	240,000	6711 Bond Principal-1988 Water Bond	250,000	250,000	250,000
0	0	0	6720 Interest-1993 Water Bonds	66,368	66,368	66,368
178,952	165,838	151,888	6721 Interest-1988 Water Bonds	33,225	33,225	33,225
703	719	1,629,565	6790 Payments to Agent - Trustee	3,500	3,500	3,500
0	0	22,090	6792 Bond Financial Services	0	0	0
0	0	14,935	6793 Bond Issuance Costs	0	0	0
394,655	391,556	2,093,348	Total Expenditures	383,093	383,093	383,093
0	0	0	8900 Contingency	0	0	0
0	0	68,384	8950 Unappropriated Ending Balance	41,309	41,309	41,309
0	0	68,384	Total Other Uses	41,309	41,309	41,309
394,655	391,556	2,161,732	Total Expenditures and Other Uses	424,402	424,402	424,402
130,464	105,291	0	FUND TOTAL	0	0	0

**City of The Dalles, Oregon**

**D  
E  
B  
T  
  
S  
E  
R  
V  
I  
C  
E  
  
F  
U  
N  
D**

The Debt Service Fund was established to account for the accumulation of resources for, and the payment of, general long term debt principal and interest for the State Office Building.

The remaining long term debt relating to the State Office Building was completely retired during fiscal year 1992-93, and no activity is budgeted in this fund for the 1994-95 fiscal year.

# City of The Dalles, Oregon

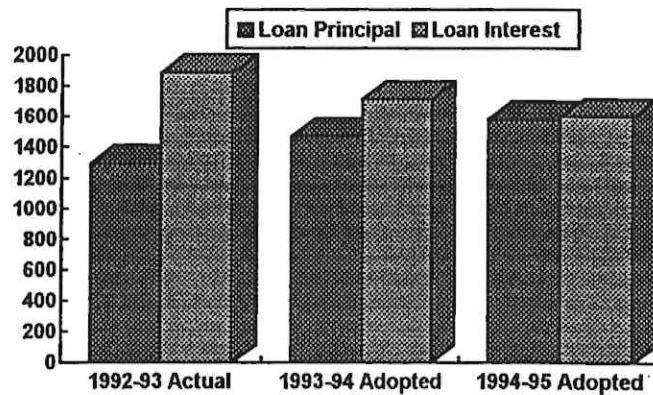
## Debt Service Fund

1991/92 Actual	1992/93 Actual	1993/94 Budget	Acct. No. Line Item	1994/95 Proposed Budget	1994/95 Approved Budget	1994/95 Adopted Budget
94,368	24,553	0	3000 Beginning Balance	0	0	0
5,675	2,752	0	3631 Interest Income	0	0	0
36,707	92,094	0	3638 State Office Building Income	0	0	0
42,383	94,846	0	Revenues	0	0	0
0	0	0	3919 Transfers In	0	0	0
136,751	119,399	0	Total Resources	0	0	0
100,000	105,000	0	6710 Bond Principal	0	0	0
10,763	5,513	0	6720 Interest on Bonds	0	0	0
1,434	1,312	0	6790 Payments to Agent - Trustee	0	0	0
112,197	111,825	0	Total Expenditures	0	0	0
0	0	0	8900 Contingency	0	0	0
0	0	0	8950 Unappropriated Ending Balance	0	0	0
0	0	0	Total Other Uses	0	0	0
112,197	111,825	0	Total Expenditures and Other Uses	0	0	0
24,554	7,574	0	FUND TOTAL	0	0	0

SENIOR  
CENTER  
GRANT  
DEBT  
SERVICE  
FUND

The Senior Center Grant Debt Service Fund was originally established for building the Senior Center. The fund is now maintained to record the repayment of the loan from the State of Oregon, Department of Energy. Revenues to the fund consist of payments from the Senior Center.

The following chart illustrates the fund's principal and interest expenditure levels for 1992-93 actuals, 1993-94 Adopted Budget, and the 1994-95 Adopted Budget.



# City of The Dalles, Oregon

## Senior Center Grant Fund

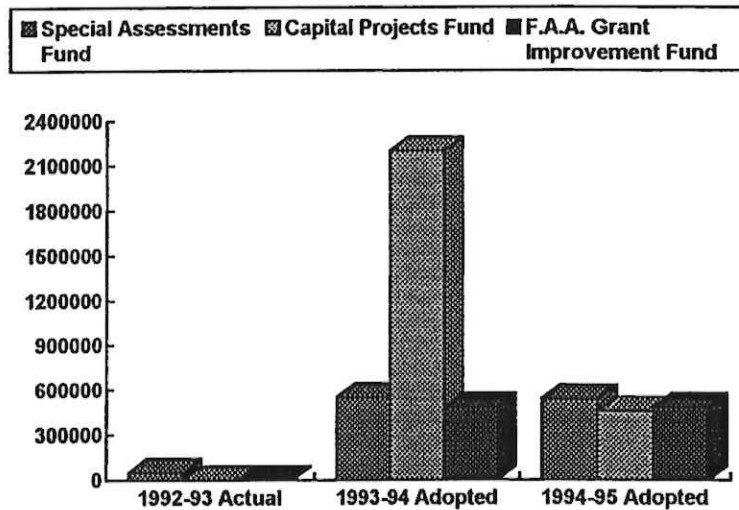
1991/92 Actual	1992/93 Actual	1993/94 Budget	Acct. No. Line Item	1994/95 Proposed Budget	1994/95 Approved Budget	1994/95 Adopted Budget
0	0	0	3000 Beginning Balance	0	0	0
3,180	3,180	3,180	3637 Senior Center Payments	3,180	3,180	3,180
3,180	3,180	3,180	Revenues	3,180	3,180	3,180
0	0	0	3919 Transfers In	0	0	0
3,180	3,180	3,180	Total Resources	3,180	3,180	3,180
3,180	1,295	1,468	6750 Loan Principal Payments	1,580	1,580	1,580
0	1,885	1,712	6760 Loan Interest Payments	1,600	1,600	1,600
3,180	3,180	3,180	Total Expenditures	3,180	3,180	3,180
0	0	0	8900 Contingency	0	0	0
0	0	0	8950 Unappropriated Ending Balance	0	0	0
0	0	0	Total Other Uses	0	0	0
3,180	3,180	3,180	Total Expenditures and Other Uses	3,180	3,180	3,180
0	0	0	FUND TOTAL	0	0	0

## City of The Dalles, Oregon

# IMPROVEMENT FUND GROUP

The Improvements Fund Group consists of three funds; the Special Assessments Fund, the Capital Projects Fund and the F.A.A. Grant Improvement Fund.

The following chart illustrates the fund's expenditure levels of each fund in the group, for 1992-93 actuals, 1993-94 Adopted Budget, and the 1994-95 Adopted Budget.



# City of The Dalles, Oregon

## Improvements Fund Group - Summary

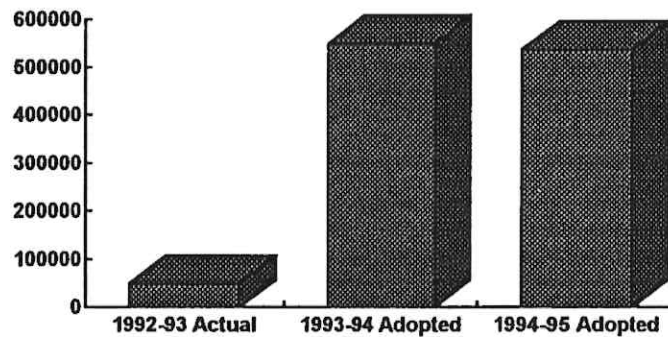
1991/92 Actual	1992/93 Actual	1993/94 Budget	Acct. No.	Line Item	1994/95 Proposed Budget	1994/95 Approved Budget	1994/95 Adopted Budget
334,083	505,155	507,903		Beginning Balance	577,297	577,297	577,297
266,977	132,435	2,808,746		Revenues	953,749	953,749	953,749
9,419	0	25,034		Other Sources	916	916	916
610,479	637,590	3,341,683		Total Resources	1,531,962	1,531,962	1,531,962
83,505	49,235	549,399		Special Assessments Fund (L.I.D)	536,714	536,714	536,714
0	0	2,199,950		Capital Projects Fund	455,992	455,992	455,992
1,519	0	481,500		FAA Grant Improvement Fund	480,540	480,540	480,540
85,025	49,235	3,230,849		Total Expenditures	1,473,246	1,473,246	1,473,246
20,300	20,300	73,334		Transfers Out	21,216	21,216	21,216
0	0	37,500		Contingency	37,500	37,500	37,500
0	0	0		Unappropriated Ending Balance	0	0	0
20,300	20,300	110,834		Total Other Uses	58,716	58,716	58,716
105,325	69,535	3,341,683		Total Expenditures and Other Uses	1,531,962	1,531,962	1,531,962
505,155	568,055	0		FUND GROUP TOTAL	0	0	0

## City of The Dalles, Oregon

# SPECIAL ASSESSMENTS FUND

The Special Assessments Fund is used to account for the financing of public improvements or services deemed to benefit primarily the properties against which special assessments are levied. Revenues to the fund consist principally of assessments paid.

The following chart illustrates the expenditure levels by category for 1992-93 actuals, 1993-94 Adopted Budget, and the 1994-95 Adopted Budget.



# City of The Dalles, Oregon

## Special Assessments Fund (L.I.D.)


1991/92 Actual	1992/93 Actual	1993/94 Budget	Acct. No. Line Item	1994/95 Proposed Budget	1994/95 Approved Budget	1994/95 Adopted Budget
341,983	505,155	507,903	3000 Beginning Balance	474,405	474,405	474,405
26,116	24,739	20,000	3631 Interest Income	16,625	16,625	16,625
2,685	0	0	3699 Other Miscellaneous Revenues	0	0	0
8,609	36,464	5,300	3701 Spec/Asses Principal-Nonbonded	5,000	5,000	5,000
3,308	187	530	3702 Spec/Asses Interest-Non-Bonded	0	0	0
159,015	59,785	65,000	3705 Spec/Asses Principal - Bonded	30,000	30,000	30,000
67,245	11,260	24,000	3706 Spec/Asses Interest - Bonded	16,900	16,900	16,900
0	0	0	3706 Land Sales-Special Assessments	15,000	15,000	15,000
266,977	132,435	114,830	Revenues	83,525	83,525	83,525
0	0	0	3919 Transfers In	0	0	0
608,960	637,590	622,733	Total Resources	557,930	557,930	557,930
3,150	3,000	3,000	3100 Auditing Services	3,000	3,000	3,000
53,115	0	0	3862 14th Street LID	0	0	0
26,664	0	0	3863 2nd & 3rd Alley	0	0	0
0	13,710	15,000	3900 Other Contractual Services	10,000	10,000	10,000
0	0	2,500	4450 Joint Use of Men & Equipment	0	0	0
0	5,429	0	4480 Property Taxes	0	0	0
52	64	500	5320 Postage	500	500	500
524	767	1,000	5510 Legal Notices	1,200	1,200	1,200
83,505	22,970	22,000	Total Materials and Services	14,700	14,700	14,700
0	26,265	527,399	7350 Construction Contracts	522,014	522,014	522,014
0	26,265	527,399	Total Capital Outlay	522,014	522,014	522,014
83,505	49,235	549,399	Total Expenditures	536,714	536,714	536,714
20,300	20,300	20,300	8010 Transfer to General Fund	20,300	20,300	20,300
0	0	28,000	8065 Loan to Tourism Promotion Fund	0	0	0
0	0	25,034	8620 Transfer to FAA Grant Imprvmt Fund	916	916	916
0	0	0	8900 Contingency	0	0	0
0	0	0	8950 Unappropriated Ending Balance	0	0	0
20,300	20,300	73,334	Total Other Uses	21,216	21,216	21,216
103,805	69,535	622,733	Total Expenditures and Other Uses	557,930	557,930	557,930
505,155	568,055	0	FUND TOTAL	0	0	0

## City of The Dalles, Oregon

# CAPITAL PROJECTS FUND

The Capital Projects Fund accounts for financial resources to be used for the acquisition or construction of major capital facilities, other than those financed by enterprise funds. Two projects are in the Capital Projects Fund; they are City Hall Renovation and the block grant funded ADA Project.

The following chart illustrates the expenditure levels of each project for the 1993-94 Adopted Budget and the 1994-95 Adopted Budget.



# City of The Dalles, Oregon

## Capital Projects Fund - Summary

1991/92 Actual	1992/93 Actual	1993/94 Budget	Acct. No. Line Item	1994/95 Proposed Budget	1994/95 Approved Budget	1994/95 Adopted Budget
0	0	0	Beginning Balance	78,818	78,818	78,818
0	0	2,199,950	Revenues	377,174	377,174	377,174
0	0	0	Transfers In	0	0	0
0	0	2,199,950	Total Resources	455,992	455,992	455,992
0	0	2,000,000	City Hall Renovation	256,042	256,042	256,042
0	0	199,950	ADA Project	199,950	199,950	199,950
0	0	2,199,950	Total Expenditures	455,992	455,992	455,992
0	0	0	Contingency	0	0	0
0	0	0	Unappropriated Ending Balance	0	0	0
0	0	0	Total Other Uses	0	0	0
0	0	2,199,950	Total Expenditures and Other Uses	455,992	455,992	455,992
0	0	0	FUND TOTAL	0	0	0

# City of The Dalles, Oregon

## Capital Projects - Resources

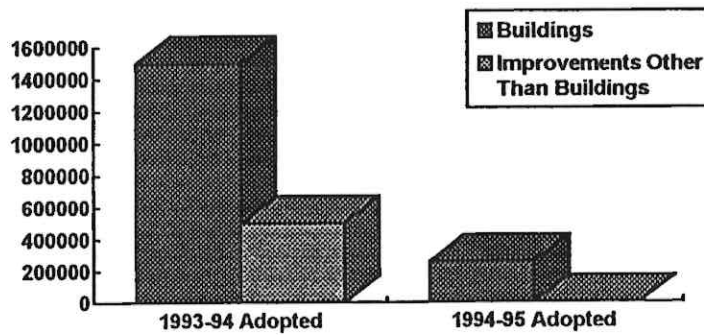
1991/92 Actual	1992/93 Actual	1993/94 Budget	Acct. No.	Line Item	1994/95 Proposed Budget	1994/95 Approved Budget	1994/95 Adopted Budget
0	0	0	3000	Beginning Balance	78,818	78,818	78,818
0	0	199,950	3350	State OCD Grants	199,950	199,950	199,950
0	0	0	3631	Interest Income	6,250	6,250	6,250
0	0	0	3638	State Office Building Income	170,974	170,974	170,974
0	0	2,000,000	3661	Sale of Fixed Assets	0	0	0
0	0	2,199,950		Revenues	377,174	377,174	377,174
0	0	0	3919	Transfers In	0	0	0
0	0	2,199,950		Total Resources	455,992	455,992	455,992

This page left blank intentionally

C  
I  
T  
Y  
  
H  
A  
L  
L  
  
R  
E  
N  
O  
V  
A  
T  
I  
O  
N

The City Hall Renovation project accounts for expenditures related to the remodel and renovation of historic City Hall.

The following chart illustrates the project's expenditure levels by type for the fiscal year 1993-94 Adopted Budget, and for the 1994-95 Adopted Budget.



# City of The Dalles, Oregon

## City Hall Renovation

1991/92 Actual	1992/93 Actual	1993/94 Budget	Acct. No.	Line Item	1994/95 Proposed Budget	1994/95 Approved Budget	1994/95 Adopted Budget
0	0	250,000	3900	Other Contractual Services	0	0	0
0	0	250,000		Total Materials and Services	0	0	0
0	0	1,500,000	7200	Buildings	256,042	256,042	256,042
0	0	250,000	7300	Improvements Other Than Buildings	0	0	0
0	0	1,750,000		Total Capital Outlay	256,042	256,042	256,042
0	0	2,000,000		Total Expenditures	256,042	256,042	256,042
0	0	0	8900	Contingency	0	0	0
0	0	0	8950	Unappropriated Ending Balance	0	0	0
0	0	0		Total Other Uses	0	0	0
0	0	2,000,000		Total Expenditures and Other Uses	256,042	256,042	256,042

A  
D  
A  
  
P  
R  
O  
J  
E  
C  
T

The ADA Project accounts for block grant expenditures assisting in bringing City Hall into compliance with the Americans with Disabilities Act. Budgeted expenditures include the addition of an elevator, addition of an at-grade entrance, remodeling of main floor restrooms to provide handicap accessibility, and miscellaneous related costs.

# City of The Dalles, Oregon

## ADA Project

1991/92 Actual	1992/93 Actual	1993/94 Budget	Accl. No.	Line Item	1994/95 Proposed Budget	1994/95 Approved Budget	1994/95 Adopted Budget
0	0	3,200	3010	Engineering Services	3,200	3,200	3,200
0	0	2,000	3100	Auditing Services	2,000	2,000	2,000
0	0	21,050	3220	Architectural Services	21,050	21,050	21,050
0	0	0	5320	Postage	0	0	0
0	0	0	5510	Legal Notices	0	0	0
0	0	26,250		Total Materials and Services	26,250	26,250	26,250
0	0	173,700	7200	Buildings	173,700	173,700	173,700
0	0	173,700		Total Capital Outlay	173,700	173,700	173,700
0	0	199,950		Total Expenditures	199,950	199,950	199,950
0	0	0	8900	Contingency	0	0	0
0	0	0	8950	Unappropriated Ending Balance	0	0	0
0	0	0		Total Other Uses	0	0	0
0	0	199,950		Total Expenditures and Other Uses	199,950	199,950	199,950

## City of The Dalles, Oregon

F.  
A.  
A.

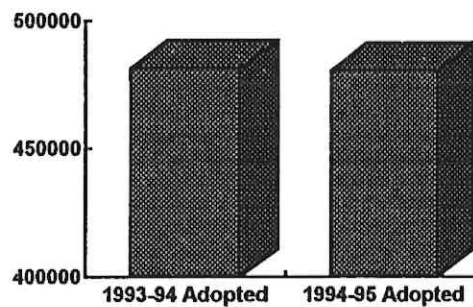
G  
R  
A  
N  
T

I  
M  
P  
R  
O  
V  
E  
M  
E  
N  
T

F  
U  
N  
D

The F.A.A. Grant Improvement Fund is used to account for F.A.A. funded improvements to the Columbia Gorge Regional/The Dalles Municipal Airport.

The following chart illustrates the fund's expenditure levels for the 1993-94 Adopted Budget, and the 1994-95 Adopted Budget.



# City of The Dalles, Oregon

## FAA Grant Improvement Fund

1991/92 Actual	1992/93 Actual	1993/94 Budget	Acct. No. Line Item	1994/95 Proposed Budget	1994/95 Approved Budget	1994/95 Adopted Budget
(7,900)	0	0	3000 Beginning Balance	24,074	24,074	24,074
0	0	467,100	3332 FAA Grant	467,100	467,100	467,100
0	0	21,033	3348 Washington State Grant	25,950	25,950	25,950
0	0	0	3631 Interest Income	0	0	0
0	0	5,833	3639 Gifts and Donations	0	0	0
0	0	493,966	Revenues	493,050	493,050	493,050
9,419	0	25,034	3919 Transfers In	916	916	916
1,519	0	519,000	Total Resources	518,040	518,040	518,040
0	0	2,500	3100 Auditing Services	2,500	2,500	2,500
1,519	0	0	3900 Other Contractual Services	0	0	0
1,519	0	2,500	Total Materials and Services	2,500	2,500	2,500
0	0	230,000	7100 Land	230,000	230,000	230,000
0	0	249,000	7300 Improvements Other Than Buildings	248,040	248,040	248,040
0	0	479,000	Total Capital Outlay	478,040	478,040	478,040
1,519	0	481,500	Total Expenditures	480,540	480,540	480,540
0	0	37,500	8900 Contingency	37,500	37,500	37,500
0	0	0	8950 Unappropriated Ending Balance	0	0	0
0	0	37,500	Total Other Uses	37,500	37,500	37,500
1,519	0	519,000	Total Expenditures and Other Uses	518,040	518,040	518,040
0	0	0	FUND TOTAL	0	0	0


## City of The Dalles, Oregon

# W A T E R S E R V I C E S F U N D G R O U P

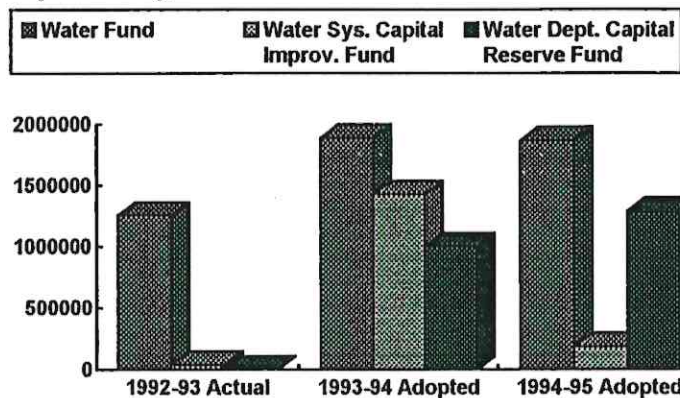
**Mission: Meeting requirements of water supply for today while providing for demands of the future through conservation, capital improvements, planning and maximizing operational efficiencies and economies. A safe, appealing, adequate water supply is our aim!**

The Water Services Fund Group consists of three active funds; the Water Fund, the Water System Capital Improvement Fund and the Water Department Capital Reserve Fund. These funds account for the operations and reserves of the City's water utility.

The following chart illustrates the fund group's revenues for 1992-93 actuals, 1993-94 Adopted Budget, and the 1994-95 Adopted Budget.



The following chart illustrates the fund group's expenditures by fund for 1992-93 actuals, 1993-94 Adopted Budget, and the 1994-95 Adopted Budget.



# City of The Dalles, Oregon

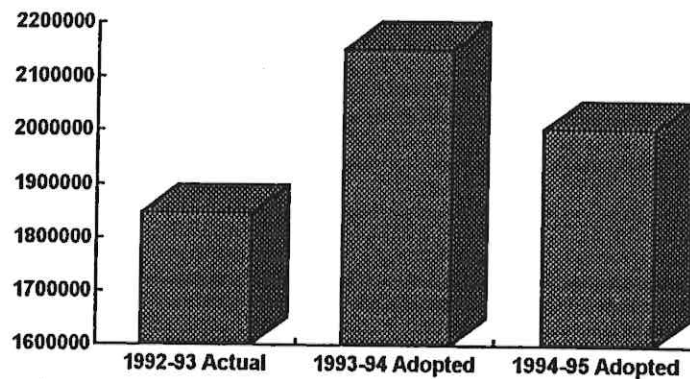
## Water Services Fund Group - Summary

1991/92 Actual	1992/93 Actual	1993/94 Budget	Acct. No.	Line Item	1994/95 Proposed Budget	1994/95 Approved Budget	1994/95 Adopted Budget
1,964,120	2,452,036	2,052,144		Beginning Balance	1,599,940	1,599,940	1,635,750
1,935,617	1,962,967	2,233,208		Revenues	2,037,340	2,037,340	2,037,340
200,000	451,555	230,000		Transfers In	50,000	50,000	50,000
4,099,737	4,866,558	4,515,352		Total Resources	3,687,280	3,687,280	3,723,090
1,250,938	1,491,937	1,820,708		Water Fund	1,891,923	1,890,643	1,866,453
43,528	685,191	1,207,258		Water System Capital Imp. Fd.	190,072	190,072	190,072
0	14,042	746,243		Water Dep Capital Reserve Fund	1,256,100	1,256,100	1,286,100
1,294,466	2,191,171	3,774,209		Total Expenditures	3,338,095	3,336,815	3,342,625
352,960	488,953	606,262		Transfers Out	305,214	305,214	305,214
0	0	134,881		Contingency	43,971	45,251	75,251
0	0	0		Unappropriated Ending Balance	0	0	0
352,960	488,953	741,143		Total Other Uses	349,185	350,465	380,465
1,647,426	2,680,124	4,515,352		Total Expenditures and Other Uses	3,687,280	3,687,280	3,723,090
2,452,311	2,186,434	0		FUND GROUP TOTAL	0	0	0

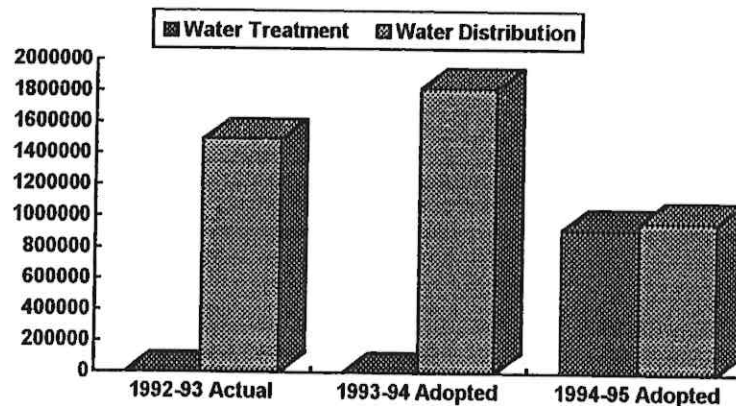
# W A T E R F U N D

The Water Fund is an enterprise fund used to account for the operations of the City's water utility. The fund's primary source of revenue is water service charges. Primary expenditures of the fund are for operation and maintenance of plant in service, capital improvements and operating transfers to other funds.

The following chart illustrates the fund's revenues for 1992-93 actuals, 1993-94 Adopted Budget, and the 1994-95 Adopted Budget.



The following chart illustrates the fund's expenditure levels by department for 1992-93 actuals, 1993-94 Adopted Budget, and the 1994-95 Adopted Budget.



# City of The Dalles, Oregon

## Water Fund - Summary by Department

1991/92 Actual	1992/93 Actual	1993/94 Budget	Acct. No.	Line Item	1994/95 Proposed Budget	1994/95 Approved Budget	1994/95 Adopted Budget
206,727	417,406	213,267		Beginning Balance	222,397	222,397	228,207
1,814,852	1,847,013	2,151,584		Revenues	2,004,300	2,004,300	2,004,300
0	0	0		Other Sources	0	0	0
2,021,579	2,264,419	2,364,851		Total Resources	2,226,697	2,226,697	2,232,507
0	0	0		Water Treatment	923,882	922,842	922,842
1,250,938	1,491,937	1,820,708		Water Distribution	968,041	967,801	943,611
1,250,938	1,491,937	1,820,708		Total Expenditures	1,891,923	1,890,643	1,866,453
352,960	488,953	484,262		Transfers Out	305,214	305,214	305,214
0	0	59,881		Contingency	29,560	30,840	60,840
0	0	0		Unappropriated Ending Balance	0	0	0
352,960	488,953	544,143		Total Other Uses	334,774	336,054	366,054
1,603,898	1,980,890	2,364,851		Total Expenditures and Other Uses	2,226,697	2,226,697	2,232,507
417,681	283,529	0		FUND TOTAL	0	0	0

# City of The Dalles, Oregon

## Water Fund - Resources

1991/92 Actual	1992/93 Actual	1993/94 Budget	Acct. No. Line Item	1994/95 Proposed Budget	1994/95 Approved Budget	1994/95 Adopted Budget
206,727	417,406	213,267	3000 Beginning Balance	222,397	222,397	228,207
0	0	0	3319 Federal Grants, Other	0	0	0
0	25	0	3418 Copies, Plans, Ordinances, Etc	0	0	0
14,637	19,283	7,500	3419 Miscellaneous Sales & Services	5,000	5,000	5,000
1,773,790	1,790,279	2,074,949	3441 Water and Sewer Charges	1,945,166	1,945,166	1,945,166
0	0	35,875	3445 New Service Connect Charges	26,100	26,100	26,100
0	0	0	3443 Main Extension Charges	0	0	0
0	0	9,492	3449 Delinquent Account Interest	5,550	5,550	5,550
0	0	(4,160)	3450 Sr. Citizens Rate Assistance	(4,160)	(4,160)	(4,160)
0	0	0	3452 Uncollectable Accounts	0	0	0
0	305	0	3455 Watershed Utilization Fees	0	0	0
4,189	6,023	9,928	3481 Interdepartment Revenue	9,144	9,144	9,144
18,623	20,776	18,000	3631 Interest Income	15,000	15,000	15,000
3,613	2,395	0	3661 Sale of Fixed Assets	2,500	2,500	2,500
0	7,927	0	3699 Other Miscellaneous Revenues	0	0	0
0	0	0	3811 Timber Receipts	0	0	0
1,814,852	1,847,013	2,151,584	Revenues	2,004,300	2,004,300	2,004,300
0	0	0	3919 Transfers In	0	0	0
2,021,579	2,264,419	2,364,851	Total Resources	2,226,697	2,226,697	2,232,507

**This page left blank intentionally**

W  
A  
T  
E  
R  
  
T  
R  
E  
A  
T  
M  
E  
N  
T

The Water Treatment Department accounts for all activity related to operating and maintaining the Wicks Water Treatment Plant and The Dalles Watershed. Effective with the 1994-95 budget year, separate departments are budgeted for water treatment and water distribution, prior to that, all expenditures were recorded to what is now the water distribution department.

# City of The Dalles, Oregon

## Water Treatment (Dept. 50)

1991/92 Actual	1992/93 Actual	1993/94 Budget	Acct. No.	Line Item	1994/95 Proposed Budget	1994/95 Approved Budget	1994/95 Adopted Budget
0	0	0	1100	Regular Salaries Director (1/2 of 1/3) Environ. Svcs Div Mgr (1/2 of 1/2) Public Wks Eng. I (1/2 of 1/3) Public Wks Eng. II (1/2 of 1/3) Reg Compliance Supv. (1/2 of 1/2) Admin Assistant (1/2 of 1/3) Dept Secretary (1/2 of 1/3) Dept Secretary (1/2 of 1/3) Water Quality Control Supv. Bio-Lab Tech Cert Water Trtmt Opr III Cert Water Trtmt Opr III Cert Water Trtmt Opr III Cert Water Trtmt Opr II Cert Environ Svcs Tech Mech Maint Tech Cert II Bldg Maint Carpenter (1/2 of 1/4)	297,367	297,367	297,367
0	0	0	1200	Parttime / Temporary Salaries Cert Water Trtmt Relief Op 4 Opr's 3 wks vac eac=480 hrs Thur/Fri Relief Opr's=416 hrs OT=1/3sft=8/day + 1/2time=80 hrs Work sicklve,train,comp etc=224hrs Non-Cert Wa-shed/Dist Opr 1450/hrs Wicks Clerical(Dept Spcl) 420/hrs	28,874	28,874	28,874
0	0	0	1300	Overtime Salaries Emergencies/Meetings-Wicks & Bio-Lab Reg Compliance Supv (1/2 of 1/2) Envir Services Tech Bio-Lab Tech Cert Water Trtmt Op Cert Water Trtmt Op Cert Water Trtmt Op Cert Water Trtmt Op Cert Mech Maint Tech Holiday OT-Wicks Plant Cert Water Trtmt Op Cert Water Trtmt Op Cert Water Trtmt Op Cert Water Trtmt Op Admin Assistant (1/2 of 1/3) Dept Secretary (1/2 of 1/3) Dept Secretary (1/2 of 1/3)	18,234	18,234	18,234
0	0	0	1360	Employee Sick Leave Redemption Director (1/2 of 1/3) Environ. Svcs Div Mgr (1/2 of 1/2) Reg Compliance Supv (1/2 of 1/2) Cert Water Trtmt Opr III	1,145	1,145	1,145

# City of The Dalles, Oregon

## Water Treatment (Dept. 50)

1991/92 Actual	1992/93 Actual	1993/94 Budget	Acct. No. Line Item	1994/95 Proposed Budget	1994/95 Approved Budget	1994/95 Adopted Budget
0	0	0	2050 Employer FICA Expense	26,440	26,440	26,440
0	0	0	2100 Retirement Contributions	38,762	38,762	38,762
0	0	0	2150 Medical Insurance	32,519	32,519	32,519
0	0	0	2200 LTD Insurance	2,001	2,001	2,001
0	0	0	2250 Life Insurance	414	414	414
0	0	0	2300 Workers Compensation Insurance	8,908	8,908	8,908
0	0	0	Total Personal Services	454,664	454,664	454,664
0	0	0	3000 Contractual Services	2,500	2,500	2,500
			Owl hooting of City lands (Wtrshed)			
0	0	0	3010 Engineering Services	0		
0	0	0	3450 Watershed Patrol	28,000	28,000	28,000
			Watershed Patrol-WCSO			
			2 men-50 8hr days @35/hr.			
0	0	0	3460 Fire Patrol	4,219	4,219	4,219
0	0	0	3500 Special Studies and Reports	7,000	7,000	7,000
			5 yr timber mgmt plan			
0	0	0	3900 Other Contractual Services	41,130	41,130	41,130
			Wicks Sludge Lagoon Cleaning	35,000		
			Wicks-Fire Ext Svc (33 @ \$10)	330		
			Wicks-Chlor Prev Mntnce	1,600		
			Wicks-Drying Basin Cleaning	4,200		
				41,130		
0	0	0	4110 Water and Sewer Service	820	820	820
			Wicks Septic Svc	270		
			Watershed Sani Service	400		
			Wicks Rent Handicap Outhouse	150		
				820		
0	0	0	4210 Garbages Services	3,100	3,100	3,100
			Wicks Landfill Fees	500		
			Wicks Garbage Service	600		
			Wicks-Haz-Mat Disposal	2,000		
				3,100		
0	0	0	4310 Building/Ground Repair/Mntnce	5,240	5,240	5,240
			Wicks Air Cond Service	150		
			Wicks Air Cond Contracts	450		
			Wicks/H2 Shed Lumber Stock	1,500		
			Wicks Electrical Supply	300		
			Wicks Paint	150		
			Wicks Fertilizer	150		
			Wicks Seed	50		
			Wicks Herbicides	350		
			Wicks Irrig Sys Mntnce	550		
			Wicks Paint Brushes	45		
			Wicks Mops/Brooms	60		
			Bark chips	340		
			Wicks De-icing Chemicals	75		
			Wicks Heater Maintenance	400		
			Wicks Domestic Plumbing Repr	250		
			Heat tapes	125		
			Ventilation service	150		
			Floor mats	145		
				5,240		

# City of The Dalles, Oregon

## Water Treatment (Dept. 50)

1991/92 Actual	1992/93 Actual	1993/94 Budget	Acct. No.	Line Item	1994/95 Proposed Budget	1994/95 Approved Budget	1994/95 Adopted Budget
0	0	0	4320	Computer Maintenance	975	975	975
				Wicks Computers (3)	600		
				Wicks Printerst (2)	<u>375</u>		
					975		
0	0	0	4330	Radio Repair and Maintenance	425	425	425
				Wicks-Radio Rpr	325		
				Wicks Radio Batteries	<u>100</u>		
					425		
0	0	0	4340	Office Equip Repair/Mntnce	1,125	325	325
				Wicks Typewriter Repair	75		
				Wicks Phone System Rpr/Mntnce	150		
				Wicks Fax Repr/Maint	<u>100</u>		
					325		
0	0	0	4350	Vehicle Repair and Service	8,450	8,450	8,450
				Wicks-'72 ATV #71	250		
				Wicks-'89 1 ton 4x4 #73	1,050		
				Wicks-'86 3/4 ton 4x4 #74	950		
				Wicks-'77 Ford 4x4 #75	750		
				Wicks-'81 Toyota 4x2 #76	600		
				Wicks-'92 Ford Ranger 4x4 #77	350		
				Wicks-Snowmobiles #78 & 79	150		
				Wicks-'91 1/2 ton 4x2 #80	300		
				Wicks-Snow-Cat	3,300		
				Wicks - Boat	125		
				Wicks - Misc Parts	<u>625</u>		
					8,450		
0	0	0	4360	Gas/Oil/Diesel & Lubricants	5,905	5,905	5,905
				Unleaded Gas(300g/m@1.20)	4,320		
				Diesel	1,200		
				Wicks-Oil/additives for vehicles	150		
				Wicks:Oil-	85		
				well/pmps/Ac;s/fdrs/wldr			
				Wicks:2-strk oil	<u>150</u>		
					5,905		
0	0	0	4370	Gen. Equip Repair & Maintenance	3,810	3,810	3,810
				Emergency Generator Service	225		
				Laundry Equipment Repair	125		
				Electrical Contractor Svc	3,000		
				Basin Skimmer Heads (2x)	60		
				Machine Shop Service	250		
				Refrigerator repair	<u>150</u>		
					3,810		
0	0	0	4380	Tires and Tire Repair	1,340	1,340	1,340
				New tire purchases	1,280		
				Tire repairs	<u>60</u>		
					1,340		

# City of The Dalles, Oregon

## Water Treatment (Dept. 50)

1991/92 Actual	1992/93 Actual	1993/94 Budget	Acct. No.	Line Item	1994/95 Proposed Budget	1994/95 Approved Budget	1994/95 Adopted Budget
0	0	0	4390	Shop Eqp & Power Tool Rpr/Main	3,231	3,231	3,231
				Wicks-Solvent	50		
				Wicks-Metal Stock	1,500		
				Wicks-Welding Supplies	500		
				Rotohammer bits	170		
				Nut driver set	45		
				Extension cords/reel	335		
				Snow Shovels	45		
				Shovels	60		
				Spray lube/sealants/tape	65		
				Sw Blds(recip/circ/cut-off)	175		
				Wicks-Chain/rope	140		
				Rakes	52		
				Hammer/axe/shovel handles	60		
				Standard O ring set	<u>34</u>		
					3,231		
0	0	0	4420	Rental of Equipment	300	300	300
				Wicks-Scaffold(vlve install,paint,etc)			
0	0	0	4440	Lines Maintenance & Supplies	1,600	1,600	1,600
				Wicks-Plumbing inventory	1,000		
				Wicks-bolts/nuts/screws/nails/etc	<u>600</u>		
					1,600		
0	0	0	4450	Joint Use of Men & Equipment	4,760	4,760	4,760
				To Street Fund			
				Est 340 hrs/yr X \$14			
0	0	0	4460	Special Water Equip-Repr/Maint	10,430	10,430	10,430
				Wicks-Chem Feeder pump parts	450		
				CCC parts (vlv/timer/switch)	500		
				Wicks-Chlorinator Parts	500		
				Wicks Tygon Tubing	200		
				Pressure Gauge Transmitter	835		
				Wicks-Telemetry Charts/Pens	800		
				Flow Meter Rotary Switches	350		
				Wicks-Press Pmp Repair	250		
				Backflow device repair	125		
				Wicks-Solenoid Pump Repair	425		
				Wicks-New solenoid Valves	1,500		
				Toxic gas mon. maintenance	800		
				Turbidimeter Cret Brd Rpr	350		
				Wicks-Trbdmtr Lamps/Photocells	450		
				Wicks-Flow meter parts	1,050		
				Wicks-PRV Valve Maint/Replcmt	200		
				Wicks-Trak/Vac Air Filters	125		
				Feeder motor repair	275		
				Batteries (AA, C, D, 6V, 9V)	90		
				Streaming curr mon. sensor	240		
				Corrator probe tips	90		
				Booster pump repair	250		
				CCC sample pump repair	225		
				Washwater pump repair	<u>350</u>		
					10,430		
0	0	0	5210	Liability Insurance	18,677	18,677	18,677
				General liability	6,387		
				Marine flood damage	2,765		
				Umbrella/General	1,125		
				Crow Creek Dam	<u>8,400</u>		
					18,677		

# City of The Dalles, Oregon

## Water Treatment (Dept. 50)

1991/92 Actual	1992/93 Actual	1993/94 Budget	Acct. No.	Line Item		1994/95 Proposed Budget	1994/95 Approved Budget	1994/95 Adopted Budget
0	0	0	5230	Property Insurance		1,902	1,902	1,902
				Real & Personal property	1,790			
				Contractors equipment	46			
				Misc coverage	<u>66</u>			
					1,902			
0	0	0	5250	Auto Insurance		4,298	4,298	4,298
0	0	0	5320	Postage		2,375	2,375	2,375
				UPS (samples, parts repair)	325			
				Wicks-Air Express	50			
				Wicks-Brochure Mailing	<u>2,000</u>			
					2,375			
0	0	0	5330	Telephone		3,172	3,172	3,172
				Pagers	522			
				Telephone	<u>2,650</u>			
					3,172			
0	0	0	5360	Public Relations		2,725	2,725	2,725
				P.R. Brochures	2,500			
				Media Info Articles	<u>225</u>			
					2,725			
0	0	0	5410	Advertising		700	700	700
				Employment Advertisement				
0	0	0	5510	Legal Notices		780	780	780
				Cap. Improv projects				
0	0	0	5530	Printing and Binding		1,440	1,440	1,440
				Wicks-Chem Lab forms	800			
				Film purch and developing	125			
				Wicks-Binding	150			
				Laminations	40			
				Wicks-Bio-Lab printing	200			
				Wicks-Business Cards	<u>125</u>			
					1,440			
0	0	0	5710	Permits		2,300	2,300	2,300
				Wicks-NPDES 0200-J	500			
				Wicks-AST Permit	100			
				Wicks-Haz Substance Storage	400			
				NPDES permit app review	500			
				UST permit fee	50			
				Solid waste disposal fee	<u>750</u>			
					2,300			
0	0	0	5810	Travel/Food & Lodging		1,180	1,180	1,180
				Wicks-Inter-Agcy Mtg Host Exp	150			
				Wicks-Department Public Tour	250			
				Wicks-Wtrshd Mgmt Mtgs	200			
				Wicks-St/Fed Rules&Regs Mtgs	240			
				Safety/compliance seminars	240			
				AWWA meetings	<u>100</u>			
					1,180			
0	0	0	5850	Training and Conferences		4,630	4,630	4,630
				Wicks-AWWA PNWS	1,200			
				Wicks-Regulatory Update	300			
				Safety conference	300			
				OHD lab cert workshop	610			
				Wicks-Adv'd Water Trtmnt	820			
				Regul/compliance seminar	300			
				Pumps and pumping	<u>1,100</u>			
					4,630			

# City of The Dalles, Oregon

## Water Treatment (Dept. 50)

1991/92 Actual	1992/93 Actual	1993/94 Budget	Acct. No.	Line Item	1994/95 Proposed Budget	1994/95 Approved Budget	1994/95 Adopted Budget
0	0	0	5870	Membership/Dues/Subscriptions	1,055	1,055	1,055
				Wicks-AWWA Dues	100		
				Wicks-AWWA Utility Mmbrshp	140		
				Wicks-Certification Renewals	400		
				Wicks-Certification Exams	70		
				Wicks-US Water News Subsc	65		
				Wicks-Oregon Insider	135		
				Wicks-Family Health Subscription	15		
				AWWA Waterweek	100		
				Pryor report	<u>30</u>		
					1,055		
0	0	0	6010	Office Supplies	2,365	2,365	2,365
				Day-timer refills	100		
				Office Supplies & Forms	<u>2,265</u>		
					2,365		
0	0	0	6020	Janitorial Supplies	2,235	2,235	2,235
				Wicks-Carpet Cleaning	200		
				Wicks-Pesticides	100		
				Light Bulbs	1,250		
				Wicks-Dust Buster Filters	35		
				Disposables	<u>650</u>		
					2,235		
0	0	0	6080	Clothing/New-Repair	1,960	1,960	1,960
				Wicks-Plant/Lab (8)			
0	0	0	6090	Special Department Supplies	4,965	4,965	4,965
				Lab gloves	290		
				NFPA labels	30		
				Safety glasses	42		
				Ear protection	90		
				Leather gloves	320		
				Nitrile gloves	360		
				Anti-vibration gloves	35		
				Safety signs and labels	250		
				Lock-out/tag-out hasps	120		
				Safety toe boots	560		
				Flashlights	30		
				Back support belts	294		
				Respirator supplies	740		
				Welding respirators	55		
				First aid supplies	500		
				Watershed helmets/hardhats	141		
				Watershed gloves	214		
				Watershed safety glasses	84		
				Watershed venom pumps	84		
				Face shields/earmuff attachmts	105		
				Canteens/backpacks	185		
				Snow survey snow shoes	304		
				Hearing tests	<u>132</u>		
					4,965		
0	0	0	6100	Chemical and Lab Supplies	143,168	143,168	143,168
				Wicks-Chem-Lab Reagents	9,580		
				Wicks-Outside Lab testing	22,446		
				Wicks-Q/A Testing Bio-Lab	3,180		
				Wicks-Bio-Lab supplies	8,316		
				Wicks-Chem-Lab glassware	776		
				Wicks-Chem-Lab Inst & Acc	1,664		
				Wicks-Wtr Treatment Chemicals	<u>97,206</u>		
					143,168		

# City of The Dalles, Oregon

## Water Treatment (Dept. 50)

1991/92 Actual	1992/93 Actual	1993/94 Budget	Acct. No.	Line Item	1994/95 Proposed Budget	1994/95 Approved Budget	1994/95 Adopted Budget
0	0	0	6120	Watershed Road Const & Maint	12,320	12,320	12,320
				Survey & Flagging Supplies	400		
				Grass seed	500		
				Locks, chains for gates	550		
				Watershed Information Signs	2,000		
				Watershed Closure Signs (280)	3,220		
				Wicks Road Maint (500cy gravel)	3,250		
				Bridge Construction/Maintenance	<u>2,400</u>		
					12,320		
0	0	0	6130	Timber Management	8,800	8,800	8,800
				Tree Stock (seedlings)	4,200		
				Transportation System Mapping	800		
				Pre-Commercial Barrow Area	<u>3,800</u>		
					8,800		
0	0	0	6210	Natural Gas	9,125	9,125	9,125
				Wicks-Tank Rentals	50		
				Wicks-Propane(8250@1.10/gal)	<u>9,075</u>		
					9,125		
0	0	0	6220	Electricity	33,059	33,059	33,059
				Wicks Plant	29,900		
				Wicks Well	<u>3,159</u>		
					33,059		
0	0	0	6410	Books and Periodicals	280	280	280
				Wicks-Chem-Lab Tech Man's	200		
				ANSI codes	<u>80</u>		
					280		
0	0	0	6480	Computer Software	1,950	1,950	1,950
				Maintenance Mgmt program	1,550		
				AQ/QC program	<u>400</u>		
					1,950		
0	0	0	6980	Fixed Assets less than \$250	2,450	2,210	2,210
				Fire Extinguishers (2)	100		
				Portable pump - Div line	185		
				Wheelbarrow	125		
				Chairs for new lunchroom	150		
				Safety videos	750		
				Training videos	500		
				Public relations video	150		
				File cabinet	<u>250</u>		
					2,210		
0	0	0		Total Materials & Services	402,271	401,231	401,231
0	0	0	7200	Buildings	6,000	6,000	6,000
				Paint pipe gallery			
0	0	0	7300	Improvements Other Than Bldgs	22,900	22,900	22,900
				#2 filter hyd/valv/operators	16,000		
				Polymer tanks, stands, mixer	<u>6,900</u>		
					22,900		

# City of The Dalles, Oregon

## Water Treatment (Dept. 50)

1991/92 Actual	1992/93 Actual	1993/94 Budget	Acct. No.	Line Item	1994/95 Proposed Budget	1994/95 Approved Budget	1994/95 Adopted Budget
0	0	0	7410	Machinery	16,762	16,762	16,762
				Utility lift gate	1,300		
				Snow blower	1,650		
				Hoist crane	1,400		
				Winch	1,500		
				On-line turbidimeters	5,750		
				Portable purge blower	655		
				Scatter 6 sample pump	300		
				Colorimeter	282		
				Clinometer (2)	565		
				Alum feed pumps	<u>3,360</u>		
					16,762		
0	0	0	7420	Vehicles	0	0	0
0	0	0	7425	Communications Equipment	0		
0	0	0	7430	Furniture and Fixtures	1,040	1,040	1,040
				Office chair	350		
				Chem lab refrigerator	<u>690</u>		
					1,040		
0	0	0	7440	Office Equipment	5,845	5,845	5,845
				TV/VCR	625		
				Typewriter	800		
				Copier	3,600		
				Commercial vacuum cleaner	270		
				Overhead projector (1/3)	200		
				Laminator	<u>350</u>		
					5,845		
0	0	0	7450	Computer Equipment	2,000	2,000	2,000
				486PC w/color monitor			
0	0	0	7460	Equipment, Other	12,400	12,400	12,400
				Dog River guaging stn./recorder	1,600		
				Finished flow meter	4,300		
				Raw flow meter	3,000		
				On-line Chlorine resid. analyzer	<u>3,500</u>		
					12,400		
0	0	0		Total Capital Outlay	66,947	66,947	66,947
0	0	0		Total Expenditures	923,882	922,842	922,842

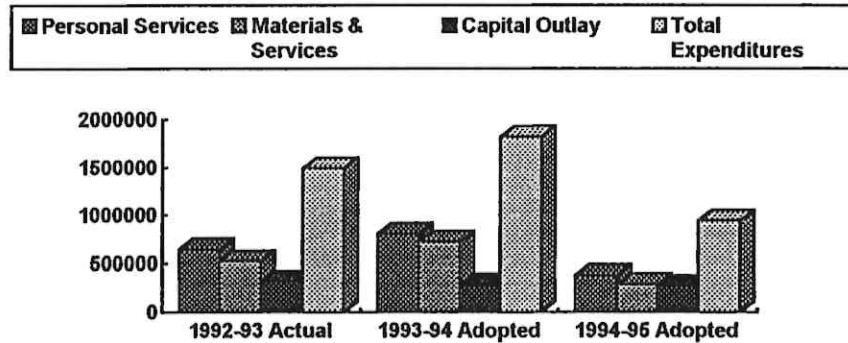
**This page left blank intentionally**

## City of The Dalles, Oregon

# W A T E R D I S T R I B U T I O N

The Water Distribution Department accounts for all activity relating to the supplying of water to citizens of The Dalles. Such expenditures include maintaining and operating the complex distribution network of mains and lines, as well as operating and maintaining the various wells as part of the overall distribution system. Effective with the 1994-95 budget year, separate departments are budgeted for water treatment and water distribution, prior to that, all expenditures were recorded to what is now the water distribution department.

The following chart illustrates the department's expenditures for 1992-93 actuals, 1993-94 Adopted Budget, and the 1994-95 Adopted Budget.



# City of The Dalles, Oregon

## Water Distribution (Dept. 51)

1991/92 Actual	1992/93 Actual	1993/94 Budget	Acct. No. Line Item	1994/95 Proposed Budget	1994/95 Approved Budget	1994/95 Adopted Budget
452,752	428,862	531,957	1100 Regular Salaries Director (1/2 of 1/3) Environ Svcs Div Mgr (1/2 of 1/2) Public Works Engineer I (1/2 of 1/3) Public Works Engineer II (1/2 of 1/3) Reg Compliance Supv. (1/2 of 1/2) Admin Assistant (1/2 of 1/3) Dept Secretary (1/2 of 1/3) Dept Secretary (1/2 of 1/3) Lead Serviceman Cert II 5/5 Cert WD Operator II Cert WD Operator II Cert WD Operator II Cert WD Operator I Cert WD Operator II Cert WD Operator II Bldg Maint Carpenter (1/2 of 1/4)	258,465	258,465	258,465
27,134	27,333	33,095	1200 Parttime / Temporary Salaries Cover Maternity Leave-1/3 of 360hrs WD Part-time clerical-1/3 of 150hrs	2,294	2,294	2,294
24,067	26,557	36,262	1300 Overtime Salaries Cert Lead Wa Dist Svcmn Cert Water Dist Opr Cert Water Dist Opr Cert Water Dist Opr Cert X-Connect Cntrl Cert Water Dist Opr Cert Meter Serviceman On-Call Pay Dist Opr's(7) @\$130wk X 52wks Emergency OT-Clerical Staff Admin Assistant (1/2 of 1/3) Dept Secretary (1/2 of 1/3) Dept Secretary (1/2 of 1/3) Reg Compl Supv (1/2 of 1/2)	19,090	19,090	19,090
0	1,255	1,870	1360 Employee Sick Leave Redemption Director (1/2 of 1/3) Environ Serv Div Mgr (1/2 of 1/2) Reg Compliance Supv (1/2 of 1/2)	580	580	580
37,999	39,802	46,144	2050 Employer FICA Expense	21,453	21,453	21,453
51,235	52,031	66,940	2100 Retirement Contributions	33,511	33,511	33,511
53,356	57,746	72,154	2150 Medical Insurance	37,719	37,719	37,719
2,950	2,923	3,556	2200 LTD Insurance	1,703	1,703	1,703
655	640	1,870	2250 Life Insurance	376	376	376
14,332	10,444	16,191	2300 Workers Compensation Insurance	6,661	6,661	6,661
664,480	647,592	810,039	Total Personal Services	381,852	381,852	381,852
4	6,739	100	3000 Contractual Services Easement/filing fees 2/yr\$50ea	100	100	100
1,000	2,331	27,650	3010 Engineering Services Kelly Ave. Hydro/Geo evaluation	6,247	6,247	6,247
0	3,125	3,010	3300 Wasco County Comm. Agcy Public Works Share	3,010	3,010	3,010
9,191	7,455	34,700	3450 Watershed Patrol	0	0	0
6,609	3,871	4,975	3460 Fire Patrol	0	0	0

# City of The Dalles, Oregon

## Water Distribution (Dept. 51)

1991/92 Actual	1992/93 Actual	1993/94 Budget	Acct. No.	Line Item	1994/95 Proposed Budget	1994/95 Approved Budget	1994/95 Adopted Budget
20,355	16	2,500	3500	Special Studies and Reports	0		
36,663	51,739	65,768	3900	Other Contractual Services	18,060	18,060	18,060
				Wtr Dist-Mapping/Repro	12,500		
				Wtr Dist-Chlr Prev Mntnce	1,600		
				Wtr Dist-Fire Ext Svc	160		
				Wtr Dist-Custodial Contract	2,600		
				Telemetry service	<u>1,200</u>		
					18,060		
501	90	940	4110	Water and Sewer Service	0	0	0
477	876	3,480	4210	Garbages Services	394	394	394
				Wtr Dist-(1/3) Muni Shops			
6,584	29,121	23,975	4310	Building/Ground Repair/Mntnce	2,895	2,895	2,895
				Wtr Dist Electrical Stock	150		
				Wtr Dist Lumber Stock/Hardware	525		
				Wtr Dist Bldg Paint/Supply	420		
				Grounds Mntnce(weed control)	800		
				Wtr Dist New Landscaping	<u>1,000</u>		
					2,895		
286	990	1,600	4320	Computer Maintenance	1,700	1,700	1,700
				Computers	1,200		
				Printers	<u>500</u>		
					1,700		
733	458	1,000	4330	Radio Repair and Maintenance	745	745	745
				Wtr Dist Radio Rpr/Instl	500		
				m scope batteries	80		
				Wtr Dist Hand Radio Batteries	<u>165</u>		
					745		
2,486	2,093	1,445	4340	Office Equip Repair/Mntnce	450	450	450
				Wtr Dist (1/3) Fax Maintenance	150		
				Wtr Dist (1/3) Phone Mntnce/Rpr	150		
				Wtr Dist (1/3) Copier Rpr/Mntnce	<u>150</u>		
					450		
17,206	16,553	23,413	4350	Vehicle Repair and Service	11,175	11,175	11,175
				#82 '92 Subaru	150		
				#30 '85 Chev S-10	600		
				#31 '87 Chev 1/2 ton	1,500		
				#32 84 Dodge 3/4 T p/u	600		
				#33 '92 Dodge 3/4 ton	400		
				#35 '77 Chev 6yd dump trk	1,500		
				#02 Int boom Trk	1,200		
				#37 93 Dodge 3/4 T	400		
				#38'76 Sul-Air Compress	300		
				#39 '66 Cat Fr End Loader	1,800		
				#41'83 Rex Cement Mixer	250		
				#43 3 pumps & 2 saws	450		
				#49 87Case 580E Bkhoe	1,200		
				#60 '89 Chev 1 ton 4x4	500		
				(1/3) shop supplies	<u>325</u>		
					11,175		
11,244	10,525	16,559	4360	Gas/Oil/Diesel & Lubricants	9,517	9,517	9,517
				Unleaded gas(6000g@1.20)	7,200		
				Diesel	1,050		
				Oil and additives	1,031		
				Other	<u>236</u>		
					9,517		

# City of The Dalles, Oregon

## Water Distribution (Dept. 51)

1991/92 Actual	1992/93 Actual	1993/94 Budget	Acct. No.	Line Item		1994/95 Proposed Budget	1994/95 Approved Budget	1994/95 Adopted Budget
9,279	19,371	14,260	4370	Gen. Equip Repair & Maintenance		6,700	6,700	6,700
				Booster/pump stn. rpr/mntnce	3,200			
				Motor pump repair	1,000			
				Trash pump/saw/filter/parts	550			
				Concrete saw maintenance	175			
				Compactor maintenance	125			
				Vibrastat plate maintenance	150			
				Telemetry service	1,000			
				Surge anticipator regul valves	<u>500</u>			
					6,700			
2,026	2,273	8,285	4380	Tires and Tire Repair		2,428	2,428	2,428
				New tire purchase	2,280			
				Tire repair	148			
					2,428			
5,672	5,964	6,939	4390	Shop Eqp & Power Tool Rpr/Main		3,155	3,155	3,155
				Hand tools	750			
				2 cross rip saws	42			
				4 concrete saw blades	800			
				Wtr Dist-10 rnd pt shvls	100			
				Wtr Dist 10 sq pt shvls	100			
				Wtr Dist-2 digging bars	75			
				Wtr Dist-2 pick axes	46			
				Wtr Dist-8 street brooms	134			
				Wtr Dist-Mtl stk(vlve keys,etc)	350			
				Wtr Dist-Welding Supplies	200			
				Wtr Dist-Solvent	75			
				Wtr Dist-8 hack saws & blades	158			
				Spray lube/seals/tape	75			
				Wtr Dist-nuts/bolt/washers(1/3)	<u>250</u>			
					3,155			
121	1,532	300	4420	Rental of Equipment		0	0	0
20,933	23,869	26,585	4440	Lines Maintenance & Supplies		28,535	28,535	28,535
				Coppertubing	1,667			
				Pipe/Fittings	16,345			
				Meters and parts	9,043			
				Curb stop boxes	450			
				Gate valve boxes	240			
				Backflow devices	<u>790</u>			
					28,535			
17	754	495	4445	Utilities Locates		1,139	1,139	1,139
				Marking Paint/Notification svc				
7,882	38,235	24,369	4450	Joint Use of Men & Equipment		19,000	19,000	19,000
				To Wastewater Fund				
				Est 1,107 hrs/yr X \$14	15,500			
				To Street Fund				
				Est 250 hrs/yr X \$14	<u>3,500</u>			
					19,000			
13,489	14,864	19,825	4460	Special Water Equip-Repr/Maint		6,087	6,087	6,087
				Backflow device rpr & mntnce	625			
				Wtr Dist-Dewtrng Well M&R	2,000			
				Wtr Dist-Annual well fac. inspect	762			
				Wtr Dist-Telemetry Charts	2,500			
				Toxic gas monitor maintenance	<u>200</u>			
					6,087			
27,022	21,564	22,642	5210	Liability Insurance		7,512	7,512	7,512
				General liability	6,387			
				Unbrella/General	<u>1,125</u>			
					7,512			

# City of The Dalles, Oregon

## Water Distribution (Dept. 51)

1991/92 Actual	1992/93 Actual	1993/94 Budget	Acct. No.	Line Item	1994/95 Proposed Budget	1994/95 Approved Budget	1994/95 Adopted Budget
9,919	9,686	10,170	5230	Property Insurance	11,999	11,999	11,999
				Real & personal property	11,341		
				Contractors equipment	532		
				Misc coverage	<u>126</u>		
					11,999		
7,489	6,377	6,696	5250	Auto Insurance	3,758	3,758	3,758
2,399	582	0	5310	Communications	0	0	0
650	1,006	2,620	5320	Postage	350	350	350
				Pstg/UPS/Gryhnd/Exprs			
3,671	4,936	6,720	5330	Telephone	3,238	3,238	3,238
				Shop telephones	2,000		
				Water Dist Fax	130		
				Modem to City Hall (1/3)	258		
				Base station	<u>850</u>		
					3,238		
5,189	5,473	6,853	5332	Telemetry	6,853	6,853	6,853
				Wa Dist Telemetry (4 lines)	4,584		
				Dewatering Well Telemetry (5 lines)	<u>2,269</u>		
					6,853		
0	0	0	5360	Public Relations	2,725	2,725	2,725
				P.R. Brochures	2,500		
				Media Info Articles	<u>225</u>		
					2,725		
481	1,469	975	5410	Advertising	700	700	700
				Employment Advertisement (1)			
917	661	3,900	5510	Legal Notices	1,170	1,170	1,170
				Wtr Dist - 3 @ \$390 ea			
1,865	2,083	5,165	5530	Printing and Binding	760	760	760
				Film purch and developing	210		
				Wtr Dist-Irrigation Rules	150		
				Wtr Dist-Police Warning-Irrigation	100		
				Wtr Dist-Service Report	75		
				Wtr Dist-Time Forms	75		
				Wtr Dist-Service Renewal Forms	50		
				Wtr Dist-Business Cards (7 staff)	<u>100</u>		
					760		
552	424	1,000	5710	Permits	50	50	50
				Compressor fee			
3,006	1,065	3,652	5810	Travel/Food & Lodging	1,130	1,130	1,130
				Department Public Tour	250		
				Wicks-St/Fed Rules&Regs Mtgs	240		
				Safety/compliance seminars	240		
				AWWA Mtgs	100		
				Empl/Staff/Info Meetings	150		
				Wtr Dist-Dept/Interagency Mtgs	<u>150</u>		
					1,130		
7,499	7,134	9,465	5850	Training and Conferences	4,985	4,985	4,985
				CC tester update	500		
				Prog logic controller	700		
				Cla-Valve maintenance school	410		
				Pumps and pumping	550		
				Distrib sys construction	425		
				Electronic water meter repair	425		
				Safety conference	250		
				KY pipe modeling	1,200		
				Clerical computer training	<u>525</u>		
					4,985		

# City of The Dalles, Oregon

## Water Distribution (Dept. 51)

1991/92 Actual	1992/93 Actual	1993/94 Budget	Acct. No.	Line Item	1994/95 Proposed Budget	1994/95 Approved Budget	1994/95 Adopted Budget
1,562	2,141	2,195	5870	Membership/Dues/Subscriptions	1,355	1,355	1,355
				AWWA Dues	100		
				AWWA Utility Mmbrshp	140		
				Certification Renewals	400		
				Certification Exams	280		
				Pryor report	30		
				Oregon Insider	135		
				Wtr Dist-State X-Connection	<u>270</u>		
					1,355		
4,168	4,418	5,245	6010	Office Supplies	2,545	2,545	2,545
				Office supplies and forms	1,900		
				Equip Disposables	200		
				Philanthropic costs	345		
				Day-timer refills	<u>100</u>		
					2,545		
1,492	2,255	3,155	6020	Janitorial Supplies	2,015	2,015	2,015
				Rugs/overall cleaning	780		
				Light Bulbs	260		
				Cleaning supplies	200		
				Paper products	250		
				Laundry supplies	20		
				Trash bags	100		
				Wipealls	150		
				Hand cleaner	150		
				Brooms	60		
				Window cleaner	<u>45</u>		
					2,015		
1,617	3,161	4,655	6080	Clothing/New-Repair	2,968	2,968	2,968
				Uniform	1,988		
				Rubber hip boot	525		
				Rain gear	<u>455</u>		
					2,968		
7,880	11,349	7,090	6090	Special Department Supplies	3,987	3,987	3,987
				Cloth gloves	157		
				Reflector vests	336		
				Face shields/ear muffs	245		
				Rubber gloves	60		
				Safety equipment	450		
				Hearing Tests	84		
				Respiratory Exams	560		
				Personal protective equipment	990		
				First Aid Supplies	400		
				Sanitized hand soap	250		
				Hepatitis vaccine	280		
				Hepatitis blood screens	<u>175</u>		
					3,987		
74,510	78,119	131,666	6100	Chemical and Lab Supplies	5,190	5,190	5,190
				Toxic gas cell replacement	400		
				Reagents	880		
				Toxic gas monitor calibr kit	500		
				Wicks-Chem-Lab Inst & Acc			
				Glassware	150		
				Chlorine	1,860		
				Sodium Flouride	<u>1,400</u>		
					5,190		

# City of The Dalles, Oregon

## Water Distribution (Dept. 51)

1991/92 Actual	1992/93 Actual	1993/94 Budget	Acct. No. Line Item	1994/95 Proposed Budget	1994/95 Approved Budget	1994/95 Adopted Budget
3,555	3,916	16,375	6110 Street Construction Supplies	16,616	16,616	16,616
			Hot mix asphalt	2,016		
			Cold mix asphalt	1,500		
			Fabric/matting	200		
			Concrete replacement	1,250		
			Signs/barricades/cones	1,500		
			Flashing barricade battery	150		
			1000cy 3/4" minus	<u>10,000</u>		
				16,616		
5,234	10,979	25,070	6120 Watershed Road Const & Maint	0	0	0
0	4,399	12,350	6130 Timber Management	0	0	0
291	6,907	10,462	6210 Natural Gas	1,350	1,350	1,350
			Wtr Dist-Lone Pine Well Heat	325		
			Wtr Dist-(1/3) Muni Shop Heat	1,000		
			Wtr Dist-Propane (torch fuel)	<u>25</u>		
				1,350		
94,910	92,423	109,776	6220 Electricity	82,156	82,156	82,156
			Wells(L.Pine,Jordn,Mrks)	45,000		
			Booster Pumps	14,000		
			Vault heaters	1,300		
			(1/3) Muni Shops	1,400		
			Dewatering Wells	9,250		
			Pressure Enhance Stns	2,350		
			Anticipated Rate Increase	<u>8,856</u>		
				82,156		
482	775	3,098	6410 Books and Periodicals	770	770	770
			Wtr Dist-Technical Manuals	520		
			Wtr Dist-AWWA Stndrds Upd	<u>250</u>		
				770		
284	0	445	6480 Computer Software	2,890	2,890	2,890
			Wordperfect upgrade	495		
			Cross Connection software	1,695		
			Lotus upgrade	300		
			Miscellaneous	<u>400</u>		
				2,890		
0	0	0	6605 Community Assistance	30,000	30,000	0
			Parks & Rec Water Service			
74	0	0	6950 Miscellaneous Expenses	0	0	0
0	0	0	6980 Fixed Assets less than \$250	2,530	2,290	2,290
			Calculators	240		
			File cabinets	425		
			Book shelves	380		
			Safety videos	750		
			Training videos	<u>495</u>		
				2,290		
439,476	526,144	723,613	Total Materials & Services	320,939	320,699	290,699

# City of The Dalles, Oregon

## Water Distribution (Dept. 51)

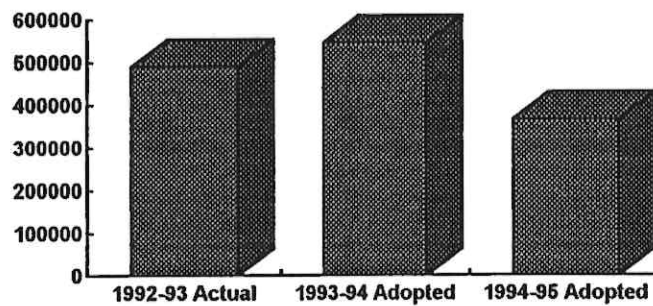
1991/92 Actual	1992/93 Actual	1993/94 Budget	Acct. No.	Line Item	1994/95 Proposed Budget	1994/95 Approved Budget	1994/95 Adopted Budget
33,742	3,062	19,650	7200	Buildings	11,500	11,500	11,500
				Restroom at L. Pine Well head	5,500		
				Meter test shop-L. Pine bldg	<u>6,000</u>		
					11,500		
39,099	127,978	42,297	7300	Improvements Other Than Bldgs	20,975	20,975	20,975
				10th & Dry Hollow PRV	4,250		
				Surge anticipator- L. Pine	2,725		
				Low flow bypass inst PRV's	<u>14,000</u>		
					20,975		
1,340	(120)	0	7400	Capital Projects	0	0	0
17,918	619	26,270	7410	Machinery	1,150	1,150	1,150
				2" Tapping machine			
37,241	30,082	20,500	7420	Vehicles	0	0	0
0	1,697	0	7425	Communications Equipment	1,200	1,200	1,200
				2 way radio			
6,002	251	3,385	7430	Furniture and Fixtures	340	340	340
				Washer & dryer			
629	3,089	0	7440	Office Equipment	555	555	555
				Fax machine (1/2)	355		
				Overhead projector (1/3)	<u>200</u>		
					555		
2,952	3,212	2,000	7450	Computer Equipment	0	0	0
400	18,820	9,230	7460	Equipment, Other	11,300	11,300	11,300
				Hydrostat pressure pump	1,295		
				Chlorine analyzer	4,500		
				Comb Concrete saw 10"	1,380		
				Scope pipe locator	2,125		
				Test equip dr 100 (2)	650		
				Metro Tech 810	650		
				Diagnostic Ctr shop auto mntnce	<u>700</u>		
					11,300		
0	0	0	7470	Source of Supply	127,825	127,825	127,825
				Hiline project:			
				20"D.I.P. installation	84,000		
				Valve/fittings	11,500		
				Engineering/admin	14,325		
				Abandon Mill Crk well	<u>18,000</u>		
					127,825		
7,660	129,512	163,724	7480	Water Lines	90,405	90,405	96,215
				Fire hydrant replacement	7,500		
				Liberty/Union main replacement	65,545		
				Construction Cost			
				Engineering/Legal/Admin			
				Clark St mainline upgrade	13,110		
				Construction Cost			
				Engineering/Legal/Admin			
				4th St water service upgrades	4,250		
				Case Street Project	<u>5,810</u>		
					96,215		
146,982	318,201	287,056		Total Capital Outlay	265,250	265,250	271,060
1,250,938	1,491,937	1,820,708		Total Expenditures	968,041	967,801	943,611

## City of The Dalles, Oregon

# W A T E R | O T H E R U S E S

Other transactions within the Water Fund which do not necessarily relate specifically to either the Water Treatment or the Water Distribution Departments are accounted for as Other Uses. These include operating transfers to other funds, contingency and unappropriated ending balance if any.

The following chart illustrates the levels of these transactions for 1992-93 actuals, the 1993-94 Adopted Budget, and the 1994-95 Adopted Budget.



# City of The Dalles, Oregon

## Water Fund - Other Uses


1991/92 Actual	1992/93 Actual	1993/94 Budget	Acct. No. Line Item	1994/95 Proposed Budget	1994/95 Approved Budget	1994/95 Adopted Budget
152,960	188,953	250,062	8010 Transfer to General Fund	251,014	251,014	251,014
0	0	4,200	8100 Transfer to Unempl Res. Fund	4,200	4,200	4,200
200,000	300,000	230,000	8515 Transfer to Water Capital Reserve Fund	50,000	50,000	50,000
0	0	59,881	8900 Contingency	29,560	30,840	60,840
0	0	0	8950 Unappropriated Ending Fund Balance	0	0	0
352,960	488,953	544,143	Total Other Uses	334,774	336,054	366,054

## City of The Dalles, Oregon

# W A T E R S Y S T E M C A P I T A L I M P R O V E M E N T F U N D

This fund is used to account for capital improvements to the City's water system. The unexpended bond proceeds from the 1980 issues were transferred to this fund, and revenues consist principally of interest earnings on those transferred amounts.

The following chart illustrates the fund's capital expenditures for 1992-93 actuals, 1993-94 Adopted Budget, and the 1994-95 Adopted Budget.



# City of The Dalles, Oregon

## Water System Capital Improvement Fund

1991/92 Actual	1992/93 Actual	1993/94 Budget	Acct. No. Line Item	1994/95 Proposed Budget	1994/95 Approved Budget	1994/95 Adopted Budget
1,491,095	1,532,640	1,327,258	3000 Beginning Balance	186,472	186,472	186,472
0	0	0	3419 Misc Sales & Services	0	0	0
0	0	0	3442 Connect Charges	0	0	0
85,073	63,646	27,000	3631 Interest Income	3,600	3,600	3,600
85,073	63,646	27,000	Revenues	3,600	3,600	3,600
0	0	0	3919 Transfers In	0	0	0
1,576,168	1,596,286	1,354,258	Total Resources	190,072	190,072	190,072
0	0	0	3010 Engineering Services	0	0	0
0	0	0	Total Materials and Services	0	0	0
0	4,000	4,000	7100 Land	0	0	0
43,528	0	0	Gorge Discovery Ctr Wells/Land	0	0	0
0	0	389,226	7300 Improvements Other Than Bldgs	0	0	0
0	2,590	0	7400 Capital Projects	0	0	0
0	678,601	814,032	3 mg Terminal Rsvr desgn/const	0	0	0
			7450 Computer Equipment	0	0	0
			7480 Water Lines	190,072	190,072	190,072
			Water Meter Purchase	165,072		
			Water Meter Installation	25,000		
				190,072		
43,528	685,191	1,207,258	Total Capital Outlay	190,072	190,072	190,072
43,528	685,191	1,207,258	Total Expenditures	190,072	190,072	190,072
0	0	122,000	8065 Loan to Tourism Fund	0	0	0
0	0	0	8410 Transfer to Water Bond Debt Fund	0	0	0
0	0	25,000	8900 Contingency	0	0	0
0	0	0	8950 Unappropriated Ending Balance	0	0	0
0	0	147,000	Total Other Uses	0	0	0
43,528	685,191	1,354,258	Total Expenditures and Other Uses	190,072	190,072	190,072
1,532,640	911,094	0	FUND TOTAL	0	0	0

## City of The Dalles, Oregon

W  
A  
T  
E  
R

D  
E  
P  
A  
R  
T  
M  
E  
N  
T

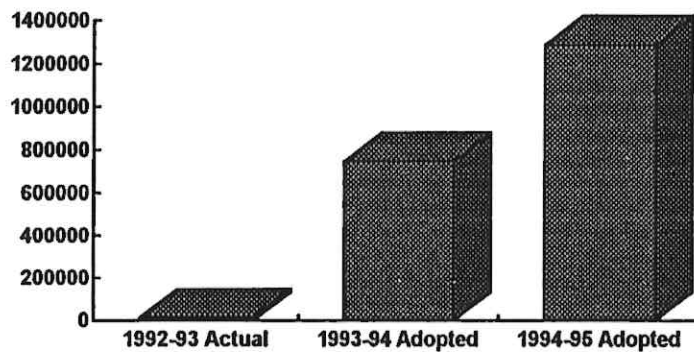
C  
A  
P  
I  
T  
A  
L

R  
E  
S  
E  
R  
V  
E

F  
U  
N  
D

This fund was established for the purpose of replacing or adding to the City's water supply, transmission and storage system and works. Revenues to the fund consist primarily of system development charges for connection of a new water service to the City's system, operating transfers from the Water Fund, and interest earnings.

The following chart illustrates the fund's capital expenditures for 1992-93 actuals, 1993-94 Adopted Budget, and the 1994-95 Adopted Budget.



# City of The Dalles, Oregon

## Water Department Capital Reserve Fund

1991/92 Actual	1992/93 Actual	1993/94 Budget	Acct. No. Line Item	1994/95 Proposed Budget	1994/95 Approved Budget	1994/95 Adopted Budget
266,298	501,990	511,619	3000 Beginning Balance	1,191,071	1,191,071	1,221,071
14,644	19,299	36,624	3442 Connect Charges	13,440	13,440	13,440
21,048	33,010	18,000	3631 Interest Income	16,000	16,000	16,000
35,692	52,309	54,624	Revenues	29,440	29,440	29,440
183,335	300,000	230,000	3912 Transfer from Water Fund	50,000	50,000	50,000
16,665	151,555	0	3919 Transfers In	0	0	0
501,990	1,005,853	796,243	Total Resources	1,270,511	1,270,511	1,300,511
0	0	0	3010 Engineering Services	0	0	0
0	0	0	Total Materials and Services	0	0	0
0	0	70,000	7100 Land	70,000	70,000	70,000
0	14,042	0	Purchase Terminal Reservoir Site	0	0	0
			7200 Buildings	162,100	162,100	162,100
			Cnst NA HO Feed Fac-Wicks	142,200		
			Eng/Legal/Admin	19,900		
				162,100		
0	0	0	7300 Improvements Other Than Bldgs	0	0	0
0	0	387,393	7400 Capital Projects	974,000	974,000	1,004,000
			New WD Telemetry Control	212,000		
			New Term Reservoir 3.0 mg			
			New 3.0 M.G. Term Reservoir			
			Construction	635,000		
			Eng/Legal/Admin	127,000		
			Other	30,000		
				1,004,000		
0	0	19,300	7420 Vehicles	0	0	0
			7470 Source of Supply	50,000	50,000	50,000
			Lone Pine Well Column			
0	0	269,550	7480 Water Lines	0	0	0
0	14,042	746,243	Total Capital Outlay	1,256,100	1,256,100	1,286,100
0	14,042	746,243	Total Expenditures	1,256,100	1,256,100	1,286,100
0	0	50,000	8900 Contingency	14,411	14,411	14,411
0	0	0	8950 Unappropriated Ending Balance	0	0	0
0	0	50,000	Total Other Uses	14,411	14,411	14,411
0	14,042	796,243	Total Expenditures and Other Uses	1,270,511	1,270,511	1,300,511
501,990	991,811	0	FUND TOTAL	0	0	0

## City of The Dalles, Oregon

W  
A  
S  
T  
E

W  
A  
T  
E  
R

S  
E  
R  
V  
I  
C  
E  
S

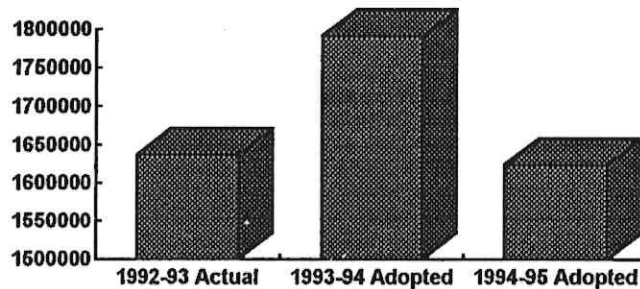
F  
U  
N  
D

G  
R  
O  
U  
P

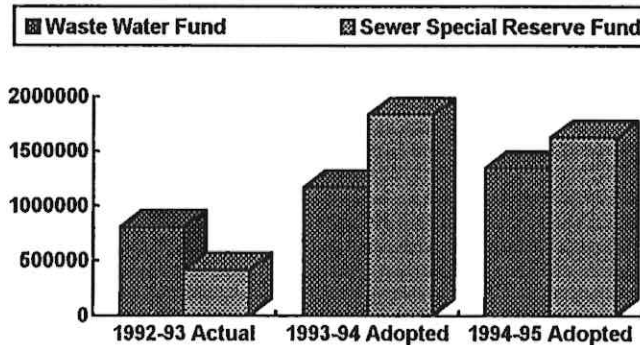
**Mission: Protecting the environment through sound management and planning for systems capital improvement and maximizing operational efficiencies and economies of the waste water collection and treatment systems in meeting service and regulatory requirements for today and community development posterity!**

The Waste Water Services Fund Group currently consists of two active funds; the Waste Water Fund and the Sewer Special Reserve Fund. These funds account for the operations and reserves of the City's waste water collection and processing utility. The Special Corps of Engineers Sewer Fund was closed during the 1991-1992 fiscal year.

The following chart illustrates the fund group's revenues for 1992-93 actuals, 1993-94 Adopted Budget, and the 1994-95 Adopted Budget.



The following chart illustrates the fund group's expenditures by fund for 1992-93 actuals, 1993-94 Adopted Budget, and the 1994-95 Adopted Budget.



# City of The Dalles, Oregon

## Waste Water Services Fund Group - Summary

1991/92 Actual	1992/93 Actual	1993/94 Budget	Acct. No.	Line Item	1994/95 Proposed Budget	1994/95 Approved Budget	1994/95 Adopted Budget
1,014,897	1,471,312	1,546,803		Beginning Balance	1,631,015	1,631,015	1,685,193
1,538,977	1,636,789	1,792,328		Revenues	1,624,332	1,624,332	1,624,332
500,694	500,000	400,000		Transfers In	300,000	300,000	300,000
3,054,569	3,608,101	3,739,131		Total Resources	3,555,347	3,555,347	3,609,525
839,143	807,733	1,165,563		Wastewater Fund	1,328,193	1,329,534	1,340,212
127,775	412,063	1,834,119		Sewer Special Reserve Fund	1,580,543	1,580,543	1,624,043
0	0	0		Special Corps/Eng Sewer Fund	0	0	0
966,918	1,219,796	2,999,682		Total Expenditures	2,908,736	2,910,077	2,964,255
616,085	645,771	552,546		Transfers Out	471,919	471,919	471,919
0	0	186,903		Contingency	174,692	173,351	173,351
0	0	0		Unappropriated Ending Balance	0	0	0
616,085	645,771	739,449		Total Other Uses	646,611	645,270	645,270
1,583,003	1,865,567	3,739,131		Total Expenditures and Other Uses	3,555,347	3,555,347	3,609,525
1,471,565	1,742,534	0		FUND GROUP TOTAL	0	0	0

## City of The Dalles, Oregon

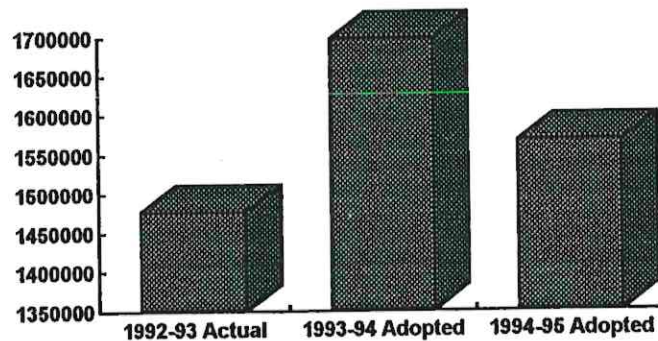
# W A S T E

# W A T E R

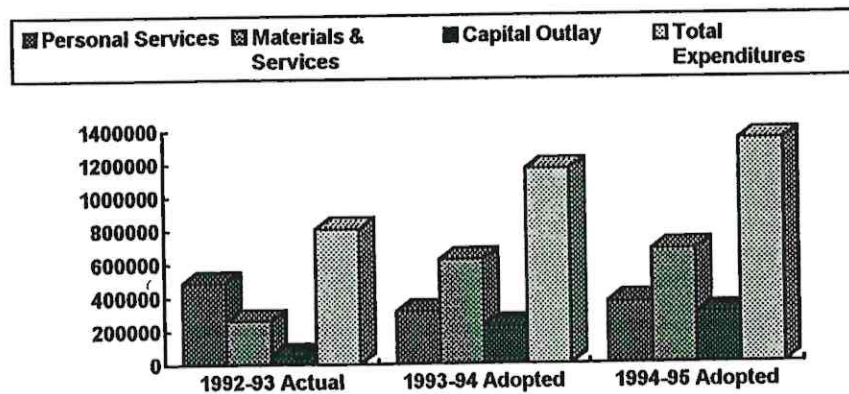
# F U N D

The Waste Water Fund accounts for the operations of the City's waste water collection and processing plant and system. Revenues to the fund consist principally of waste water service charges. Primary expenditures of the fund are for operation and maintenance of plant in service, capital improvements and operating transfers to other funds.

The following chart illustrates the fund's revenue levels for 1992-93 actuals, 1993-94 Adopted Budget, and the 1994-95 Adopted Budget.



The following chart illustrates the expenditure levels by category for 1992-93 actuals, 1993-94 Adopted Budget, and the 1994-95 Adopted Budget.



# City of The Dalles, Oregon

## Waste Water Fund - Resources

1991/92 Actual	1992/93 Actual	1993/94 Budget	Acct. No.	Line Item	1994/95 Proposed Budget	1994/95 Approved Budget	1994/95 Adopted Budget
389,132	335,828	156,924	3000	Beginning Balance	357,752	357,752	368,430
0	0	0	3119	Unsegrated Tax Interest	0	0	0
0	450	0	3418	Copies, Plans, Ordinances Etc	0	0	0
18,067	4,080	850	3419	Miscellaneous Sales & Services	1,500	1,500	1,500
1,342,352	1,414,652	1,632,593	3441	Water and Sewer Charges	1,516,504	1,516,504	1,516,504
0	0	13,275	3445	New Service Connection Chgs.	6,348	6,348	6,348
5,435	211	0	3448	Delinquent Sewer Assessments	0	0	0
9,257	8,884	9,804	3449	Delinquent Account Interest	7,800	7,800	7,800
0	0	(2,398)	3450	Sr. Citizens Rate Assistance	(2,000)	(2,000)	(2,000)
0	0	0	3452	Uncollectable Accounts	0	0	0
7,882	32,673	30,464	3481	Interdepartment Revenue	20,900	20,900	20,900
				From Street/Storm Fund	5,400		
				From Water Fund	<u>15,500</u>		
					20,900		
18,490	12,692	13,500	3631	Interest Income	16,000	16,000	16,000
0	4,133	0	3699	Other Misc Revenues	0	0	0
1,401,483	1,477,775	1,698,088		Revenues	1,567,052	1,567,052	1,567,052
0	0	0	3919	Transfers In	0	0	0
1,790,615	1,813,603	1,855,012		Total Resources	1,924,804	1,924,804	1,935,482

# City of The Dalles, Oregon

## Waste Water Fund

1991/92 Actual	1992/93 Actual	1993/94 Budget	Acct. No.	Line Item	1994/95 Proposed Budget	1994/95 Approved Budget	1994/95 Approved Budget
347,677	343,639	210,078	1100	Regular Salaries	256,469	256,469	256,469
				Director (1/3)			
				Environ Svc Division Mgr (1/2)			
				Public Wks Engineer I (1/3)			
				Public Wks Engineer II (1/3)			
				Regulatory Compliance Supv (1/2)			
				Admin Assistant (1/3)			
				Dept Secretary (1/3)			
				Dept Secretary (1/3)			
				Lead WWC Serviceman, II			
				Cert WWC Opr, III			
				Cert WWC Opr, II			
				Cert WWC Opr, I			
				Cert WWC Opr, I			
				Bldg Maint Carpenter (1/4)			
7,249	12,587	2,238	1200	Parttime / Temporary Salaries	1,274	1,274	1,274
				Clerical Assistance			
				(150 hrs @ \$8.49)			
12,393	16,935	15,661	1300	Overtime Salaries	11,217	11,217	11,217
				Overtime/Emergencies			
				Admin Assistant (1/3)			
				Dept Secretary (1/3)			
				Dept Secretary (1/3)			
				Lead WWC Serviceman			
				Cert WWC Operators (4)			
				On-Call Pay: 5 WWC Oprs			
0	638	1,012	1360	Employee Sick Leave Redemption	1,159	1,159	1,159
				Director (1/3)			
				Env Svc Division Mgr (1/2)			
				Reg Compliance Supv (1/2)			
27,810	25,700	17,518	2050	Employer FICA Expense	20,664	20,664	20,664
39,476	40,755	28,332	2100	Retirement Contributions	28,080	28,080	28,080
41,182	37,528	30,634	2150	Medical Insurance	38,727	38,727	38,727
2,064	2,203	1,419	2200	LTD Insurance	1,752	1,752	1,752
484	409	740	2250	Life Insurance	352	352	352
7,269	6,200	6,368	2300	Workers Compensation Insurance	6,448	6,448	6,448
485,604	486,593	314,000		Total Personal Services	366,142	366,142	366,142
8,274	40,784	438,772	3000	Contractual Services	448,242	449,823	449,823
				WWTP Contract Operations	448,223		
				WWC System Fails 2@750	1,500		
				WWC Easmtnt/filing fee 2@\$50	100		
					449,823		
951	0	22,800	3010	Engineering Services	30,500	30,500	30,500
				WWC HYDRA Software	5,500		
				Upgrade			
				WWC System Invert Survey	25,000		
					30,500		
2,868	1,562	3,010	3300	Wasco County Comm. Agcy	3,010	3,010	3,010
				WWC Share (1/3)			
40	0	7,500	3500	Special Studies and Reports	23,900	23,900	23,900
				WWTP Mixing Zone Study			

# City of The Dalles, Oregon

## Waste Water Fund

1991/92 Actual	1992/93 Actual	1993/94 Budget	Acct. No.	Line Item	1994/95 Proposed Budget	1994/95 Approved Budget	1994/95 Approved Budget
590	1,795	3,878	3900	Other Contractual Services	15,260	15,260	15,260
				Fire Extinguisher Svc (1/3)	160		
				Janitorial Services (1/3)	2,600		
				WWC Map Reproduction	<u>12,500</u>		
					15,260		
1,326	1,409	360	4210	Garbages Services	394	394	394
				WWC Muni Shops (1/3)			
3,750	6,570	3,900	4310	Building/Ground Repair/Mntnce	875	875	875
				Electrical Supplies	150		
				WWC-Herbicide (Roundup)	200		
				Lumber Stock (Construction)	<u>525</u>		
					875		
26	148	200	4320	Computer Maintenance	525	525	525
				Computers (2)	400		
				Printer (1)	<u>125</u>		
					525		
361	691	800	4330	Radio Repair and Maintenance	690	690	690
				Radio Repair/Maint (1/3)	500		
				WWC-Radio batteries (2 @ \$55)	110		
				WWC- M-Scope Batteries	<u>80</u>		
					690		
1,880	730	395	4340	Office Equip Repair/Mntnce	450	450	450
				Telephone System Repair/Maint	150		
				Copier Repair/Maint (1/3)	150		
				FAX Repair/Maintenance(1/3)	<u>150</u>		
					450		
33,006	10,055	15,053	4350	Vehicle Repair and Service	15,355	15,355	15,355
				WWC-#4 '76 Chev Dump Trk	2,000		
				WWC-#6 '73Rapid Ram Spltr	600		
				WWC-#6A Steco Swr Rddr	1,230		
				WWC-#9 '82 Case Backhoe	2,000		
				WWC-#15 Fork Lift	500		
				WWC-#40 '91 Dodge 3/4 T PU	400		
				WWC-#41 '91Chev 1/2 T PU	1,500		
				WWC-#45 '87 Chev 1/2 T PU	700		
				WWC-#55'76Chv C60 Rddr Tk	500		
				WWC-#66 '87 Aqua Tech B-10	5,000		
				WWC-#69 Video Camera Van	400		
				Misc Parts (Hdlt/bulbs/wipers)	500		
				Misc Fluids (Deicer/window clnr)	<u>25</u>		
					15,355		
8,263	9,841	7,132	4360	Gas/Oil/Diesel & Lubricants	7,921	7,921	7,921
				Unleaded Gas (5033 gal/mo)	6,040		
				Diesel (1050 gal/mo)	1,495		
				Lubricants, Oil, Additives	150		
				WWC Trash pumps & saws	50		
				2-stroke Oil for Chain Saws	20		
				Antifreeze (1/3)	<u>166</u>		
					7,921		
10,966	21,081	4,580	4370	Gen. Equip Repair & Maintenance	4,238	4,238	4,238
				WWC-Lft Stn Mtr/Pmp Rpr	2,400		
				WWC-Lft Stn Electr Mntnce	600		
				WWC-Pumps/saws, filters, parts	1,000		
				Concrete Saw Maint	175		
				Compactor Maint (Bigfoot)	<u>63</u>		
					4,238		

# City of The Dalles, Oregon

## Waste Water Fund

1991/92 Actual	1992/93 Actual	1993/94 Budget	Acct. No.	Line Item	1994/95 Proposed Budget	1994/95 Approved Budget	1994/95 Approved Budget
3,506	3,782	1,000	4380	Tires and Tire Repair	3,030	3,030	3,030
				WWC-Tire Repairs	180		
				WWC-New Tires (6Vehicles)	2,590		
				Snowtires - New vehicle	<u>260</u>		
					3,030		
2,456	2,315	1,644	4390	Shop Equip & Power Tool Rpr/Main	2,182	2,182	2,182
				WWC-Air Compressor Maint	100		
				WWC-Welding Supplies	100		
				WWC-Hand Tools	750		
				Rnd Pt Shovel (6)	60		
				Sq Pt Shovel (3)	30		
				Digging Bars (2)	75		
				Street Brooms (4)	67		
				Hack Saws (4) plus blades	100		
				Saw Blades - Concrete (2)	400		
				Nuts/Bolts/Washers Inven(1/3)	250		
				Metal Stock	100		
				Shop Solvent	75		
				Spray Lubricants/Sealants/Tape	<u>75</u>		
					2,182		
0	837	800	4420	Rental of Equipment	0	0	0
9,977	7,190	8,835	4440	Lines Maintenance & Supplies	13,590	13,590	13,590
				WWC-PVC Pipe & Fittings	5,950		
				Manhole lids, rings, frames	5,760		
				1 1/4"x24" Riser Rings	635		
				Clean Outs - Suburbans (15)	1,200		
				Tracer Wire	<u>45</u>		
					13,590		
17	354	745	4445	Utilities Locates	1,106	1,106	1,106
				WWC-Ut Notif Cntr (1/3)	578		
				Green Paint 8 Cs @ \$33/cs	264		
				White Paint 8 cs @ \$33/cs	<u>264</u>		
					1,106		
4,189	8,331	7,186	4450	Joint Use of Men & Equipment	11,000	11,000	11,000
				To Water Fund:			
				WD Cert Opr			
				Est 536 hrs/yr X \$14/hr	7,500		
				To Street Fund:			
				St/Storm Equip Opr			
				Est 250 hrs/yr X \$14/hr	<u>3,500</u>		
					11,000		
1,719	5,753	11,155	4460	Special Sewer Equip-Repr/Maint	8,015	8,015	8,015
				WWC-Telemetry	800		
				Installation/Svc			
				WWC Lift Station materials	500		
				WWC-Flex Rod for Sewer Rddrs			
				(#55- 1 300'; 6A-500')	2,500		
				Hi Pressure Hose (1 reel)	1,640		
				Hi Presss Ldr Hose (#66)	250		
				WWC-Video Tractor Repair	2,000		
				Backflow Device Repair (2)	125		
				Toxic Gas Monitor Maint	<u>200</u>		
					8,015		
6,854	6,832	7,500	5210	Liability Insurance	6,105	6,105	6,105
4,221	3,755	5,000	5230	Property Insurance	3,891	3,891	3,891
7,721	6,396	7,600	5250	Auto Insurance	4,292	4,292	4,292
1,053	773	0	5310	Communications	0	0	0
493	456	450	5320	Postage	450	450	450
				WWC-UPS (Samples, parts)			

# City of The Dalles, Oregon

## Waste Water Fund

1991/92 Actual	1992/93 Actual	1993/94 Budget	Acct. No.	Line Item	1994/95 Proposed Budget	1994/95 Approved Budget	1994/95 Approved Budget
2,443	2,818	1,085	5330	Telephone	3,238	3,238	3,238
				Mun Shop Telephone	2,000		
				Mun Shop FAX (1/3)	130		
				Base Station (1/3)	850		
				City Hall Modem (1/3)	<u>258</u>		
					3,238		
936	1,014	950	5332	Telemetry	1,640	1,640	1,640
				WWC-Lift Stations			
0	0	0	5360	Public Relations	2,850	2,850	2,850
				P.R. Brochures	2,500		
				Media Info Articles	<u>350</u>		
					2,850		
29	65	350	5410	Advertising	700	700	700
				Employment Advertisement (1)			
1,597	261	1,170	5510	Legal Notices	1,950	1,950	1,950
				Capital Imprvmnt Projects (5)			
178	134	800	5530	Printing and Binding	520	520	520
				WWC-Daily Time Sheets (1/3)	75		
				WWC Service Call Reports (1/3)	75		
				WWC-New Service/Renewals	50		
				WWC-Business Cards	100		
				Photo Film-35mm/Video	<u>220</u>		
					520		
5,041	10,725	5,390	5710	Permits	17,000	17,000	17,000
				WWT-NPDES Annual Renewal	5,300		
				WWT-NPDES Pretreatment	1,600		
				WWT-NPDES Permit Modification	10,050		
				WWC-Compressor Fee (1)	<u>50</u>		
					17,000		
1,070	2,329	1,406	5810	Travel/Food & Lodging	1,030	1,030	1,030
				WWC-Regulatory Mtgs (3)	240		
				Safety/Compliance Sem'rs (3)	240		
				Interagency Mtg Host Expense	150		
				Dept Public Tour (2x)	250		
				Employee/Mgt Meetings (10)	<u>150</u>		
					1,030		
4,732	3,234	4,870	5850	Training and Conferences	3,550	3,550	3,550
				PNWPCF (WRK, DR)	1,200		
				Regulatory Update (BRS)	300		
				Competent Person Trng (MG)	425		
				Trenching/Shoring Sem'r (RS)	425		
				WWC Collector Maint (TP)	425		
				Safety Conference (NP)	250		
				Clerical/Ofc Mgt (3)	<u>525</u>		
					3,550		
948	1,542	1,246	5870	Membership/Dues/Subscriptions	1,120	1,120	1,120
				PNWPCF Membership Dues (1)	400		
				OR-ACWA Annual Dues	150		
				WWC-Certification Renewals(4)	400		
				WWC-Certification Exams (4)	140		
				Pryor Report (1/3 of \$90)	<u>30</u>		
					1,120		

# City of The Dalles, Oregon

## Waste Water Fund

1991/92 Actual	1992/93 Actual	1993/94 Budget	Acct. No.	Line Item	1994/95 Proposed Budget	1994/95 Approved Budget	1994/95 Approved Budget
1,779	2,621	2,605	6010	Office Supplies	2,200	2,200	2,200
				Disposables (toner,etc)	200		
				Day Timer Refills	100		
				Office Supplies	<u>1,900</u>		
					2,200		
849	1,011	2,115	6020	Janitorial Supplies	2,015	2,015	2,015
				WWC-Rug/Overall Clog (1/3)	780		
				WWC-Cleaning Supplies (1/3)	200		
				WWC-Paper Products (1/3)	250		
				WWC-Laundry Supplies	20		
				WWC-Lt bulbs/tubes/fld lts	260		
				WWC-Trash bags (1/3)	100		
				WWC-Wipealls (1/3)	150		
				WWC-Hand Clnr (1/3)	150		
				WWC Brooms	60		
				WWC Window Clnr	<u>45</u>		
					2,015		
2,300	2,706	1,685	6080	Clothing/New-Repair	2,320	2,320	2,320
				WWC-5 sets @ \$284	1,420		
				WWC-Rubber Knee Boots (5)	200		
				WWC-Rubber Hip Boots (5)	375		
				WWC Rain Gear (5)	<u>325</u>		
					2,320		
5,227	6,003	2,185	6090	Special Department Supplies	2,924	2,924	2,924
				WWC-Clth gloves (4dz)	125		
				WWC-Reflector Vests (10)	240		
				WWC-Hard Hats	0		
				WWC-Face Shield/Ear Mf (5)	175		
				WWC-Rubber Gloves (6dz)	180		
				WWC-Dust Mask (1cs)	24		
				WWC-Safety Supplies			
				Ass't Safety Signs/labels	250		
				Lockout Locks & Hasps	200		
				Safety Toe Boots (5 @ \$80)	400		
				Back Support Belts (5 @ \$42)	210		
				Safety Glasses (5)	55		
				Ear Plugs (2 Box)	35		
				Sanitized Hand Soap	250		
				WWC-First Aid Supplies			
				First Aid/Medicine	250		
				First Aid Upgrade-Vehicles	150		
				WWC-OSHA Req's Exams			
				WWC-Hearing Tests (5 @ \$12)	60		
				Respiratory Exam (1@ \$80)	80		
				HBV Vaccine (3 @ \$40)	120		
				HBV Blood Screen (3 @ \$40)	<u>120</u>		
					2,924		

# City of The Dalles, Oregon

## Waste Water Fund

1991/92 Actual	1992/93 Actual	1993/94 Budget	Acct. No.	Line Item	1994/95 Proposed Budget	1994/95 Approved Budget	1994/95 Approved Budget
16,933	18,848	8,916	6100	Chemical and Lab Supplies	7,556	7,556	7,556
				WWC-Tracer Dye 4gal@65	260		
				WWC-Pwrd Lime 12@10.50	126		
				WWC-Root Control Herbicide	1,500		
				WWC-Discharge Monitoring (Oil/Water Separator)	520		
				Storm Water Investig (10x)	2,000		
				Sanitary Investigatory (10x)	2,000		
				Instrumentation & Acces.			
				WWC Gas Monitor Calib Kit	500		
				GX86 Gas Detector Cells	<u>650</u>		
					7,556		
1,601	5,134	14,650	6110	Street Construction Supplies	13,100	13,100	13,100
				WWC-Asphalt Hot Mix (62.5 ton)	1,500		
				WWC-Asphalt Cold Mix (58ton)	1,750		
				WWC-Fabric/Matting (526 sq yd)	200		
				WWC-Concrete Rplcmt	1,250		
				WWC-Signs/Cones (1/3)	750		
				WWC-Flash Barrcade Batt	150		
				WWC-750 cu yd 3/4" minus	<u>7,500</u>		
					13,100		
110	0	0	6200	Utilities	0	0	0
1,605	5,732	1,000	6210	Natural Gas	1,000	1,000	1,000
				WWC-(1/3) Muni Shops Heating			
52,134	55,535	9,455	6220	Electricity	3,092	3,092	3,092
				WWC-Eastside Lift Station	466		
				WWC-E'side Lift Stn(lights)	157		
				WWC-Boat Basin Lift Stn	302		
				WWC-Meadows Lift Stn	252		
				WWC-Cliff St Lift Station	151		
				WWC-W. 14th St Lift Stn	140		
				WWC-Klint Drive Lift Stn	224		
				WWC-(1/3) Muni Shops	<u>1,400</u>		
					3,092		
498	104	1,550	6410	Books and Periodicals	1,785	1,545	1,545
				WWC-Technical Manuals	200		
				WWC-Safety Videos (2)	750		
				WWC-Training Videos (1)	495		
				WWC-Safety Trng Manuals	<u>100</u>		
					1,545		
223	0	860	6480	Computer Software	210	210	210
				WWC-Windows	150		
				WWC-Mouse	<u>60</u>		
					210		
35	0	0	6950	Miscellaneous Expenses	0	0	0
214,772	261,256	622,583		Total Materials and Services	674,821	676,162	676,162
33,060	202	8,000	7200	Buildings	0	0	0
24,617	1,843	0	7300	Improvements Other Than Bldgs	0	0	0
27,251	0	0	7410	Machinery	15,500	15,500	15,500
				Hydraulic Rock Splitter			
1,157	6,691	0	7420	Vehicles	0	0	0

# City of The Dalles, Oregon

## Waste Water Fund

1991/92 Actual	1992/93 Actual	1993/94 Budget	Acct. No.	Line Item	1994/95 Proposed Budget	1994/95 Approved Budget	1994/95 Approved Budget
625	1,965	1,700	7425	Communications Equipment	620	620	620
				WWC-Vehicle Radio (#45)			
649	1,724	0	7430	Furniture and Fixtures	590	590	590
				WWC-4dr File Cabinet			
				Washer/Dryer Unit (1/3)	250		
					<u>340</u>		
					590		
99	3,239	0	7440	Office Equipment	555	555	555
				WWC-New FAX Machine (1/2)	355		
				WWC-Overhd Projector (1/3)	<u>200</u>		
					555		
696	3,886	2,950	7450	Computer Equipment	11,700	11,700	11,700
				486 DX66- AUTOCAD Stn	9,300		
				486 DX Laptop Computer	<u>2,400</u>		
					11,700		
785	25,796	500	7460	Equipment, Other	3,700	3,700	3,700
				WWC-Utility Box for #45	3,000		
				Diagnostic Cntr-Shop (1/3)	<u>700</u>		
					3,700		
0	1,079	3,200	7465	Pumps	0	0	0
49,829	13,461	212,630	7490	Sewer Lines	254,565	254,565	265,243
				*Kelly Ave Comb Sewer Sep:	80,025		
				(Intersect 7th/Kelly - Wash)			
				1050' of 8" PVC			
				Construction: \$66675			
				Eng/Legal/Adm: \$13350			
				*E 20th Combined Sewer Sep:	34,290		
				(700blk/29th&Fairview-806 E20th)			
				450' of 8" PVC: \$28575			
				Eng/Legal/Adm: \$5715			
				*4th St Sanitary Upgrade	95,250		
				(Btwn 3rd Pl & Wash)			
				1250' of 8" PVC: \$79375			
				Eng/Legal/Adm: \$15875			
				*Infiltration Remediation			
				Phase I - West side	45,000		
				Case Street	<u>10,678</u>		
					265,243		
138,767	59,885	228,980		Total Capital Outlay	287,230	287,230	297,908
839,143	807,733	1,165,563		Total Expenditures	1,328,193	1,329,534	1,340,212
115,391	145,771	150,346	8010	Transfer to General Fund	169,719	169,719	169,719
				Administrative Fee	153,219		
				Upgrade USTII Data Sys	<u>16,500</u>		
					169,719		
0	0	2,200	8100	Transfer to Unemployment Res Fund	2,200	2,200	2,200
500,000	500,000	400,000	8555	Transfer to Sewer Spl. Res. Fund	300,000	300,000	300,000
0	0	136,903	8900	Contingency	124,692	123,351	123,351
0	0	0	8950	Unappropriated Ending Balance	0	0	0
615,391	645,771	689,449		Total Other Uses	596,611	595,270	595,270
1,454,534	1,453,504	1,855,012		Total Expenditures and Other Uses	1,924,804	1,924,804	1,935,482
336,081	360,098	0		FUND TOTAL	0	0	0

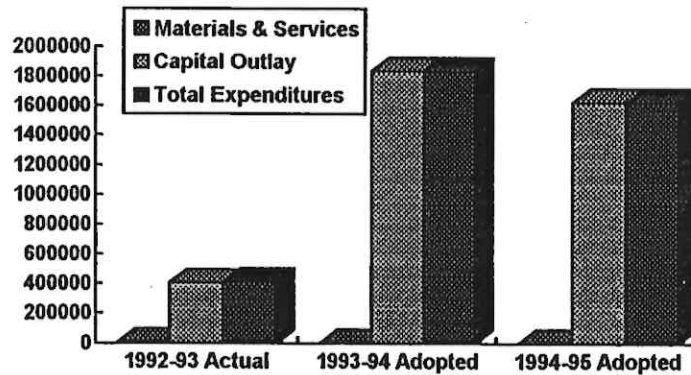
**This page left blank intentionally**

## City of The Dalles, Oregon

# SEWER SPECIAL RESERVE FUND

The Sewer Special Reserve Fund accounts for improvements to the City sewer system. The following funds were combined into this fund: the Waste Water Treatment Reserve Fund, the Special Corps of Engineers Sewer Fund, and the Waste Water Collection Replacement Fund. The fund's resources consist primarily of operating transfers from the Waste Water Fund, systems development charges for new connections to the City's sewer system, and interest earnings.

The following chart illustrates the expenditure levels by category for 1992-93 actuals, 1993-94 Adopted Budget, and the 1994-95 Adopted Budget.



# City of The Dalles, Oregon

## Sewer Special Reserve Fund

1991/92 Actual	1992/93 Actual	1993/94 Budget	Acct. No.	Line Item	1994/95 Proposed Budget	1994/95 Approved Budget	1994/95 Adopted Budget
625,071	1,135,484	1,389,879	3000	Beginning Balance	1,273,263	1,273,263	1,316,763
88,656	99,515	39,240	3442	Connect Charges	5,280	5,280	5,280
48,838	59,499	55,000	3631	Interest Income	52,000	52,000	52,000
137,494	159,014	94,240		Revenues	57,280	57,280	57,280
500,000	500,000	400,000	3913	Transfer from Waste Water Fund	300,000	300,000	300,000
694	0	0	3919	Transfers In	0	0	0
1,263,259	1,794,498	1,884,119		Total Resources	1,630,543	1,630,543	1,674,043
22,248	0	0	3000	Contractual Services	0	0	0
53,800	0	0	3010	Engineering Services	0	0	0
3,080	0	0	3900	Other Contractual Services	0	0	0
0	2,154	0	5510	Legal Notices	0	0	0
0	4,600	0	5710	Permits	0	0	0
79,128	6,754	0		Total Materials and Services	0	0	0
0	0	0	7100	Land	0	0	0
0	0	43,500	7200	Buildings	8,200	8,200	51,700
				WWTP - Paint Exterior	8,200		
				Modular Office/Lunchroom	<u>43,500</u>		
					51,700		
6,659	0	0	7300	Improvements Other Than Bldgs	0	0	0
7,261	405,309	1,705,619	7400	Capital Projects	1,388,043	1,388,043	1,388,043
				WWTP Inf Mech Bar Screen	50,000		
				Waste Flow Meter & Control	5,300		
				Vlv			
				Solid St Dual Ignitor (Boiler)	1,800		
				WWTP RAS Flow Meter	1,800		
				Overhaul Field Sldg Pump	1,850		
				Future WWTP Design/Const	<u>1,327,293</u>		
					1,388,043		
			7410	Machinery	80,000	80,000	80,000
				10yd Diesel Tractor Dump Trk			
21,967	0	0	7420	Vehicles	18,500	18,500	18,500
				Utility Svc PU-Diesel 3/4T (#31)			
12,760	0	0	7460	Equipment, Other	800	800	800
				WWTP Portable Sump Pump			
				(1 1/2" dia)			
0	0	85,000	7490	Sewer Lines	85,000	85,000	85,000
				I & I Recovery Program			
48,647	405,309	1,834,119		Total Capital Outlay	1,580,543	1,580,543	1,624,043
127,775	412,063	1,834,119		Total Expenditures	1,580,543	1,580,543	1,624,043
0	0	50,000	8900	Contingency	50,000	50,000	50,000
0	0	0	8950	Unappropriated Ending Balance	0	0	0
0	0	50,000		Total Other Uses	50,000	50,000	50,000
127,775	412,063	1,884,119		Total Expenditures and Other Uses	1,630,543	1,630,543	1,674,043
1,135,484	1,382,435	0		FUND TOTAL	0	0	0

S  
P  
E  
C  
I  
A  
L  
  
C  
O  
R  
P  
S  
  
O  
F  
  
E  
N  
G  
I  
N  
E  
E  
R  
S  
  
S  
E  
W  
E  
R  
  
F  
U  
N  
D

The Special Corps of Engineers Sewer Fund was closed to the Sewer Department Special Reserve Fund during the 1991-19922 fiscal year, and is shown here for informational purposes only.

# City of The Dalles, Oregon

## Special Corps of Engineers Sewer Fund

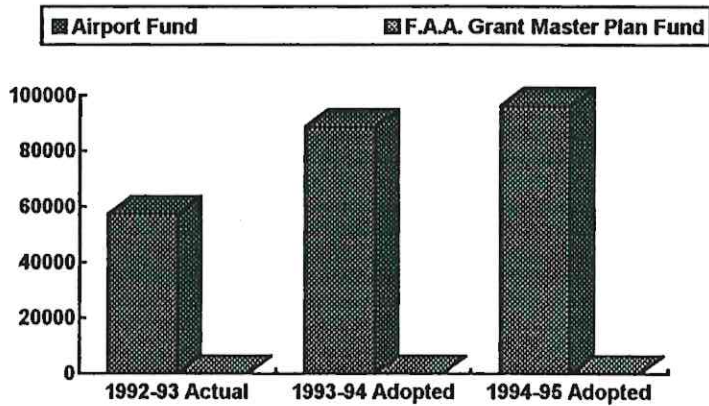
1991/92 Actual	1992/93 Actual	1993/94 Budget	Acct. No.	Line Item	1994/95 Proposed Budget	1994/95 Approved Budget	1994/95 Adopted Budget
694	0	0	3000	Beginning Balance	0	0	0
0	0	0	3631	Interest Income	0	0	0
0	0	0		Revenues	0	0	0
0	0	0	3919	Transfers In	0	0	0
694	0	0		Total Resources	0	0	0
694	0	0	8555	Transfer to Sewer Spcl. Res. Fund	0	0	0
0	0	0	8900	Contingency	0	0	0
0	0	0	8950	Unappropriated Ending Balance	0	0	0
694	0	0		Total Other Uses	0	0	0
0	0	0		FUND TOTAL	0	0	0

## City of The Dalles, Oregon

# AIRPORT SERVICES FUND GROUP

The Airport Services Fund Group consists of the Airport Fund and the F.A.A. Grant Master Plan Fund. The Airport Fund is used to account for revenues and expenditures relating to the operation and maintenance of the Columbia Gorge Regional / The Dalles Municipal Airport located in Dallesport, Washington. The F.A.A. Grant Master Plan Fund was established to account for the grant received to complete the airport master plan. This fund was closed during the 1991-1992 fiscal year.

The following chart illustrates the expenditure levels by fund for 1992-93 actuals, 1993-94 Adopted Budget, and the 1994-95 Adopted Budget.



# City of The Dalles, Oregon

## Airport Services Fund Group - Summary

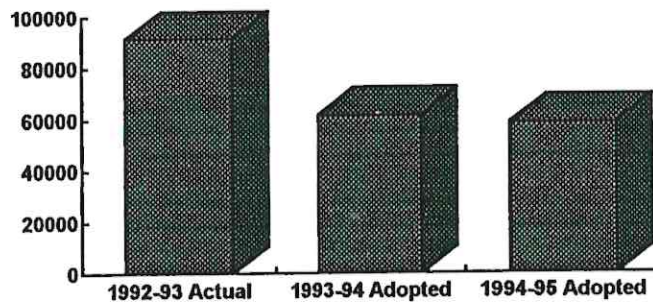
1991/92 Actual	1992/93 Actual	1993/94 Budget	Acct. No.	Line Item	1994/95 Proposed Budget	1994/95 Approved Budget	1994/95 Adopted Budget
2,000	0	27,145		Beginning Balance	10,641	10,641	10,641
148,441	91,589	61,732		Revenues	58,682	58,682	58,682
7,050	0	0		Transfers In	27,167	27,167	27,167
157,491	91,589	88,877		Total Resources	96,490	96,490	96,490
153,491	57,207	88,877		Airport Fund	96,490	96,490	96,490
4,000	0	0		FAA Grant Master Plan	0	0	0
157,491	57,207	88,877		Total Expenditures	96,490	96,490	96,490
0	0	0		Transfers Out	0	0	0
0	0	0		Contingency	0	0	0
0	0	0		Unappropriated Ending Balance	0	0	0
0	0	0		Total Other Uses	0	0	0
157,491	57,207	88,877		Total Expenditures and Other Uses	96,490	96,490	96,490
0	34,381	0		FUND GROUP TOTAL	0	0	0

## City of The Dalles, Oregon

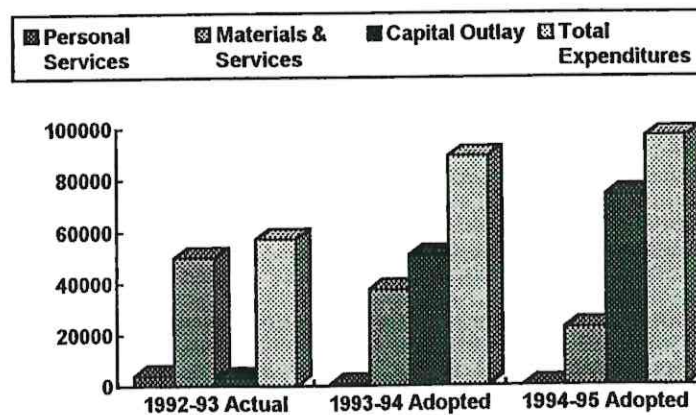
# A I R P O R T F U N D

The Airport Fund is used to account for revenues and expenditures relating to the operation and maintenance of the Columbia Gorge Regional / The Dalles Municipal Airport located in Dallesport, Washington. The operation of the airport is currently under contract to a fixed base operator (F.B.O.) whose responsibilities include day to day operations and promotion of the airport.

The following chart illustrates revenue levels of the Airport Fund for 1992-93 actuals, 1993-94 Adopted Budget, and the 1994-95 Adopted Budget.



The following chart illustrates the expenditure levels by category for 1992-93 actuals, 1993-94 Adopted Budget, and the 1994-95 Adopted Budget.



# City of The Dalles, Oregon

## Airport Fund

1991/92 Actual	1992/93 Actual	1993/94 Budget	Acct. No.	Line Item	1994/95 Proposed Budget	1994/95 Approved Budget	1994/95 Adopted Budget
0	0	27,145	3000	Beginning Balance	10,641	10,641	10,641
8,530	6,065	50,840	3348	Washington State Grant Imprvmnt Prjcts	47,000	47,000	47,000
0	0	0	3349	State Grants, Other	0	0	0
123,960	65,802	1,200	3417	Aviation Fuel Sales 60,000 gal @ .02/gal	1,200	1,200	1,200
1,380	311	0	3419	Miscellaneous Sales & Services	0	0	0
0	0	0	3420	Washington Sales Tax	0	0	0
0	0	0	3631	Interest Income	0	0	0
(87)	(402)	0	3632	Car Rental Revenue	0	0	0
3,978	43	0	3633	Airplane Tie-Downs	0	0	0
3,816	3,819	3,000	3634	Hanger Rent Quonset Hut	0	0	0
4,864	6,642	6,692	3635	Property Rent Shear Otos Grazing FAA Quonset Hut	10,482	10,482	10,482
				1,289 10 725 5,703 <u>2,755</u> 10,482			
0	9,309	0	3699	Other Misc Revenues	0	0	0
146,441	91,589	61,732		Revenues	58,682	58,682	58,682
7,050	0	0	3911	Transfer from General Fund * 25,000 will be used to upgrade fuel tanks to meet federal standards	27,167	27,167	27,167
153,491	91,589	88,877		Total Resources	96,490	96,490	96,490

# City of The Dalles, Oregon

## Airport Fund

1991/92 Actual	1992/93 Actual	1993/94 Budget	Acct. No.	Line Item	1994/95 Proposed Budget	1994/95 Approved Budget	1994/95 Adopted Budget
5,937	3,629	0		1200 Parttime / Temporary Salaries	0	0	0
353	0	0		1300 Overtime Salaries	0	0	0
481	278	0		2050 Employer FICA Expense	0	0	0
173	96	500		2300 Workers Compensation Insurance	0	0	0
6,944	4,003	500		Total Personal Services	0	0	0
28,500	0	0		3000 Contractual Services	0	0	0
0	0	0		3230 Special Legal Services	0	0	0
3,840	7,053	3,840		3600 Weather Grant Service Charges	3,840	3,840	3,840
38	0	0		3650 Janitorial Services	0	0	0
0	84	3,000		3900 Other Contractual Services	0	0	0
1,477	408	500		4110 Water and Sewer Service	750	750	750
				1/2 water bill			
875	139	0		4210 Garbages Services	0	0	0
8,877	8,159	19,310		4310 Building/Ground Repair/Mntnce	3,300	3,300	3,300
				Tank Test	1,400		
				Other Maint	<u>1,900</u>		
					3,300		
69	0	0		4340 Office Equip Repair/Mntnce	0	0	0
0	0	100		4350 Vehicle Repair and Service	0	0	0
7,170	3,459	100		4370 Gen. Equip Repair & Maintenance	0	0	0
34	0	0		4390 Shop Eqp & Power Tool Rpt/Main	0	0	0
29	29	50		4480 Property Taxes	50	50	50
				Klick Co weed asmnt			
6,900	3,393	3,393		5210 Liability Insurance	8,650	8,650	8,650
				General	4,300		
				UST	<u>4,350</u>		
					8,650		
533	788	788		5230 Property Insurance	570	570	570
0	352	0		5250 Auto Insurance	0	0	0
5,085	0	1,163		5290 Excise Tax	450	450	450
3	2,266	0		5310 Communications	0	0	0
11	68	120		5320 Postage	120	120	120
1,241	717	350		5330 Telephone	540	540	540
				payphone & modem			
52	250	193		5410 Advertising	0	0	0
11	0	0		5510 Legal Notices	0	0	0
630	515	370		5710 Permits	270	270	270
				UST	225		
				Haz Waste License	35		
				Airport License	<u>10</u>		
					270		
249	419	890		5810 Travel/Food & Lodging	0	0	0
72	74	140		5850 Training and Conferences	0	0	0
88	117	150		5870 Membership/Dues/Subscriptions	50	50	50
				OAMA	25		
				WAMA	<u>25</u>		
					50		
161	24	0		6010 Office Supplies	0	0	0
105	19	0		6020 Janitorial Supplies	0	0	0
2,483	2,361	2,220		6220 Electricity	3,600	3,600	3,600
				1/3 Terminal Bldg	1,200		
				Runway lights	<u>2,400</u>		
					3,600		

# City of The Dalles, Oregon

## Airport Fund

1991/92 Actual	1992/93 Actual	1993/94 Budget	Acct. No.	Line Item	1994/95 Proposed Budget	1994/95 Approved Budget	1994/95 Adopted Budget
1,241	418	700	6240	Heating Oil 1/3 oil bill	300	300	300
51,406	12,733	0	6260	Aviation Gasoline	0	0	0
23,779	6,121	0	6270	Jet Fuel	0	0	0
476	0	0	6275	Aviation Oil & Supplies	0	0	0
1,112	151	0	6950	Miscellaneous Expenses	0	0	0
146,547	50,118	37,377		Total Materials & Services	22,490	22,490	22,490
0	0	51,000	7300	Imprvmnts other than bldgs Imprvmnt Prjcts Match Tank Upgrade	74,000	74,000	74,000
0	2,000	0	7430	Furniture and Fixtures	0	0	0
0	1,086	0	7460	Equipment, Other	0	0	0
0	3,086	51,000		Total Capital Outlay	74,000	74,000	74,000
153,491	57,207	88,877		Total Expenditures	96,490	96,490	96,490
0	0	0	8010	Transfer to General Fund	0	0	0
0	0	0	8900	Contingency	0	0	0
0	0	0	8950	Unappropriated Ending Balance	0	0	0
0	0	0		Total Other Uses	0	0	0
153,491	57,207	88,877		Total Expenditures and Other Uses	96,490	96,490	96,490
0	34,381	0		FUND TOTAL	0	0	0

F.  
A.  
A.

G  
R  
A  
N  
T

M  
A  
S  
T  
E  
R

P  
L  
A  
N

F  
U  
N  
D

The F.A.A. Grant Master Plan Fund was closed during the 1991-1992 fiscal year, and is shown here for information purposes only.

# City of The Dalles, Oregon

## F.A.A. Grant Master Plan Fund

1991/92 Actual	1992/93 Actual	1993/94 Budget	Acct. No.	Line Item	1994/95 Proposed Budget	1994/95 Approved Budget	1994/95 Adopted Budget
2,000	0	0	3000	Beginning Balance	0	0	0
0	0	0	3332	FAA Grant	0	0	0
2,000	0	0	3348	Washington State Grant	0	0	0
0	0	0	3631	Interest Income	0	0	0
2,000	0	0		Revenues	0	0	0
0	0	0	3911	Transfer from General Fund	0	0	0
4,000	0	0		Total Resources	0	0	0
4,000	0	0	3900	Other Contractual Services	0	0	0
4,000	0	0		Total Expenditures	0	0	0
0	0	0	8900	Contingency	0	0	0
0	0	0	8950	Unappropriated Ending Balance	0	0	0
0	0	0		Total Other Uses	0	0	0
4,000	0	0		Total Expenditures and Other Uses	0	0	0
0	0	0		FUND TOTAL	0	0	0

