


A RESOLUTION APPROVING THE LONG-RANGE  
FISCAL PROJECTION OF THE CITY OF LEBANON. )

RESOLUTION NO. 41  
for 1982


BE IT RESOLVED BY THE COUNCIL OF THE CITY OF LEBANON AS FOLLOWS:

Section 1. That the Long-Range Fiscal projection of the City of Lebanon in compliance with ORS 221.780(2) is hereby approved and the Mayor and Recorder are authorized and directed to certify such. A copy of such projection is attached hereto and made a part hereof.

Passed by the Council by a vote of 4 for and 0 against and approved by the Mayor this 8<sup>th</sup> day of December, 1982.

  
\_\_\_\_\_  
Mayor

ATTEST:

  
\_\_\_\_\_  
Recorder

RETURN TO: Intergovernmental Relations Division  
 155 Cottage Street N.E.  
 Salem, Oregon 97310


LONG-RANGE FISCAL PROJECTION  
 Cities over 10,000 Population


Estimated Revenues and Expenditures in compliance with ORS 221.780(2)

REVENUES	FY 83-84	FY 84-85	FY 85-86	FY 86-87	FY 87-88
Property Taxes	1,440,500	1,568,750	1,757,000	1,967,000	2,085,020
Taxes other than Property	435,000	565,850	765,500	1,035,500	1,097,630
Fees, Licenses, Permits	50,000	98,500	122,500	150,750	159,795
Utility Revenues	442,250	508,750	765,500	955,500	1,012,830
Other Local Revenue	4,650,000	4,030,825	2,852,000	2,709,650	2,872,229
Intergovernmental Revenue	-----	-----	-----	-----	-----
--Federal Revenue Sharing	160,000	100,000	-----	-----	-----
Other Federal Funding	15,000	10,000	-----	-----	-----
--State Revenue Sharing	40,000	30,000	20,000	15,000	15,900
State-Shared Revenue	275,000	350,000	375,000	400,000	424,000
Other State Funding	100,000	75,000	55,000	50,000	53,000
--Other Intergovernmental Revenue	5,000	5,000	5,000	5,000	5,300
<b>TOTAL</b>	<b>7,612,750</b>	<b>7,342,675</b>	<b>6,717,500</b>	<b>7,288,400</b>	<b>7,725,704</b>
<b>EXPENDITURES</b>					
Public Safety (Police, Fire, Ambulance, Building Inspection)	1,680,450	1,882,100	2,107,950	2,360,900	2,502,554
Transportation (Streets, Transit, Airports, Parking, Bikeways, Lighting)	3,420,000	1,470,400	1,530,800	1,594,900	1,690,594
Sewer and Water	1,392,000	1,439,000	1,492,500	1,550,700	1,643,742
Land Use Planning	95,000	109,000	122,900	135,000	143,100
Parks and Recreation	85,000	195,200	106,650	125,000	132,500
Libraries	100,800	1,112,900	126,500	145,000	153,700
Social Services	40,000	45,000	52,500	60,000	63,600
Financial and General Administration	280,000	315,600	351,500	395,000	418,700
Debt Payments Principle and Interest	415,000	656,425	695,000	775,000	821,500
Other	104,500	117,050	131,200	146,900	155,714
<b>TOTAL</b>	<b>7,612,750</b>	<b>7,342,675</b>	<b>6,717,500</b>	<b>7,288,400</b>	<b>7,725,704</b>

Certification: I certify that this long-range fiscal projection was approved by the City Council of the City of Lebanon on Dec. 8, 1982.

ATTEST:

  
 City Recorder James D. Thompson.

  
 Mayor Robert G. Smith