



## Brine-induced mortality of non-indigenous invertebrates in residual ballast water

Johanna N. Bradie<sup>a,\*</sup>, Sarah A. Bailey<sup>b,c</sup>, Gerard van der Velde<sup>c,d</sup>, Hugh J. MacIsaac<sup>a</sup>

<sup>a</sup> Great Lakes Institute for Environmental Research, University of Windsor, 401 Sunset Avenue, Windsor, ON N9B 3P4, Canada

<sup>b</sup> Great Lakes Laboratory for Fisheries and Aquatic Sciences, Fisheries and Oceans Canada, 867 Lakeshore Road, Box 5050, Burlington, ON L7R 4A6, Canada

<sup>c</sup> Radboud University Nijmegen, Institute for Water and Wetland Research, Department of Animal Ecology and Ecophysiology, Heyendaalseweg 135, 6525 AJ Nijmegen, The Netherlands

<sup>d</sup> Netherlands Centre for Biodiversity Naturalis, P.O. Box 9517, 2300 RA Leiden, The Netherlands

### ARTICLE INFO

#### Article history:

Received 16 November 2009

Received in revised form

21 April 2010

Accepted 14 August 2010

#### Keywords:

Ballast water treatment

Great Lakes

Non-indigenous species

Sodium chloride brine

Acute toxicity

Zooplankton

Salinity

Introduced species

### ABSTRACT

All transoceanic vessels entering the Great Lakes are required to manage ballast water and ballast tank residuals with ballast water exchange and tank flushing, respectively. While these management procedures effectively reduce the density and richness of biota in ballast waters and thereby reduce the risk of transferring non-indigenous species, some ships are unable to uniformly manage all tanks. Laboratory experiments were conducted to evaluate sodium chloride brine as an emergency treatment for ballast tanks with non-compliant residuals. Invertebrate communities collected from i) Detroit River, ii) exchanged ballast tanks arriving in the Great Lakes, and iii) North Sea ports, were exposed to a range of brine concentrations (15–115‰) until complete mortality was reached. Results indicate that a 1-h exposure to 115‰ brine is a broadly effective treatment (>99.9% mortality) regardless of treatment temperature, taxonomic group, or species' source habitat salinity. A median of 0.00% (range 0.00–5.33) of individuals are expected to survive treatment and the expected number of viable individuals released after treatment is within Canadian and proposed international discharge standards. Before implementation, validation with ship-scale trials is recommended.

© 2010 Elsevier Ltd. All rights reserved.

### 1. Introduction

Ballast water is utilized to control the trim, stability and stresses on operational ships that lack cargo. Worldwide, shipping operations move 10 billion m<sup>3</sup> of ballast water and the biota contained therein annually (Rigby et al., 1999). Ballast water transfer provides a potent mechanism for dispersal of aquatic biota to locations far more distant than natural mechanisms alone could effect (Locke et al., 1993; Minton et al., 2005) and contributes significantly to non-indigenous species (NIS) introductions to aquatic systems globally (Carlton, 1985; MacIsaac et al., 2002).

Ships entering the Laurentian Great Lakes are effectively required to replace ballast water with mid-ocean seawater by exchanging full tanks or flushing residuals. Ballast water exchange and flushing reduce the risk of spreading NIS, particularly between freshwater regions, through a combination of purging and osmotic

stress (see Gray et al., 2007; Santagata et al., 2008). However, at least 4% of ballast tanks in transoceanic vessels arriving to the Great Lakes in 2007 were non-compliant with ballast management regulations (120 tanks of 2867 inspected; M.G. Deneau, Fisheries and Oceans Canada, unpubl. results). Although ships with non-compliant ballast water have the choice to retain non-compliant ballast water on board for the duration of their Great Lakes' operations, or to return to sea to complete ballast exchange and/or tank flushing, a rapid and effective back-up treatment is highly desirable to minimize ship delays. As the majority of ships' ballast tanks contain only residual ballast water at entry to the Great Lakes, adequate treatment of tank residuals is a high priority.

The addition of sodium chloride (NaCl) brine, herein referred to as brine, has been proposed as a cost-effective, readily-available treatment for management of non-compliant residual ballast water (Jenkins, 2007). A feasibility study indicated that brine could be easily applied to ballast tanks at port through the ship's sounding tube and that short-term exposure of ballast tanks to high salinity brine should not cause undue corrosion (Jenkins, 2007). In practice, because most ships will load ballast water into tanks at their first port-of-call in the Great Lakes, brine treatment of residual ballast could only be applied for a short time interval in some cases. As

\* Corresponding author. Tel.: +1 514 398 1833; fax: +1 514 398 5069.

E-mail addresses: [johanna.bradie@mail.mcgill.ca](mailto:johanna.bradie@mail.mcgill.ca) (J.N. Bradie), [sarah.bailey@dfo.mpo.gc.ca](mailto:sarah.bailey@dfo.mpo.gc.ca) (S.A. Bailey), [g.vandervelde@science.ru.nl](mailto:g.vandervelde@science.ru.nl) (G. van der Velde), [hughm@uwindsor.ca](mailto:hughm@uwindsor.ca) (H.J. MacIsaac).



drawn subsample through a 40  $\mu\text{m}$  sieve and rinsing retained invertebrates into a counting tray with  $\sim 80$  mL of diluted brine at a pre-determined treatment concentration or filtered site water (control). The volume of filtrate was dependent on animal density, with a target of  $\geq 50$  individuals per replicate for ballast tank and Detroit River experiments and  $\geq 100$  individuals per replicate for North Sea experiments. The number of individuals and taxonomic composition of each replicate was subject to random variation. Four replicates were set up for each treatment and control, with the exception of ballast tank trials and the Detroit River trial at 22 °C, for which five replicates were used.

Invertebrate survival was assessed hourly in each replicate by viewing individuals under a Leica dissecting microscope at 10–80 $\times$  magnification. Invertebrates that did not exhibit any movement, even in reaction to stimulation with a dissection probe, were considered dead. When all individuals in all replicates of a treatment appeared dead, brine exposure was ended. Individuals were then transferred to filtered site water for 1 h to allow possible recovery, and then reassessed. If living individuals were found after the recovery period, survival rates for earlier time periods were adjusted to correct for later, higher, survival rates. Due to time constraints, at each observation time point, control groups were counted to determine the number of dead individuals in each tray whereas treatment groups were counted to determine the number of live individuals in each tray; at the termination of each trial, samples were preserved in 95% ethanol and counted entirely to enable the calculation of percent mortality. Exposure times varied between 1 h and six days due to variation in brine tolerance of taxa. Water samples from each replicate were tested to ensure that treatment concentration and temperature were maintained until the experiment ended. Taxonomic identification was conducted for all individuals from ballast water experiments. Additionally, fixed-count sampling techniques were employed to subsample 100 individuals from each North Sea and Detroit River trial for identification to genus level (Barbour and Gerritsen, 1996). For North Sea trials, individuals surviving brine treatment were preserved separately, allowing for identification of resistant taxa. Invertebrates were identified using Koste (1978), Balcer et al. (1984), Barnes (1994), Hayward and Ryland (1995), Johnson and Allen (2005), Bartsch (2006), and Newell and Newell (2006); taxa from at least 37 genera were included in trials.

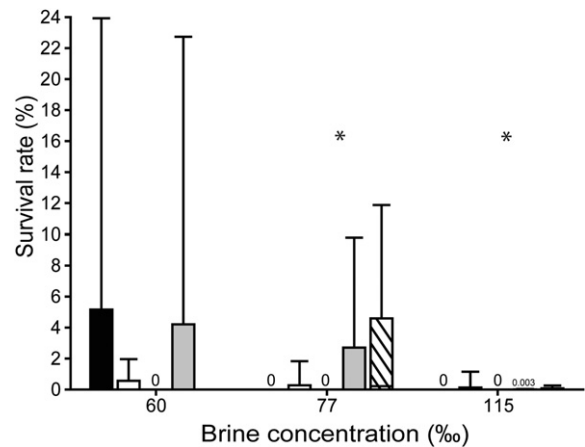
### 2.3. Data analysis

Survival rates from brine exposure experiments were calculated as the proportion of individuals alive when brine exposure was ended. The number of dead individuals found in treatment groups may be attributed to individuals dead at the beginning of testing, individuals that died naturally during the test, or individuals that died as a result of brine exposure. To accurately report the mortality caused by brine treatment alone, it was necessary to exclude from analysis individuals that died from the former two sources. Survival rate to brine treatment was calculated as:

$$\text{Survival rate}(\%) = \frac{TS}{CS} \times 100\% \quad (1)$$

where *TS* is the number of viable individuals/total number of individuals in the treatment (15‰, 30‰, 60‰, 77‰, 115‰) and *CS* is the number of viable individuals/total number of individuals in the control (filtered site water) at a given point in time (Abbott, 1925). In cases where this equation yielded a survival rate greater than 100, this value was reduced to 100 for further analysis.

For statistical analysis, any replicate, or taxonomic group within a replicate, that had less than 10 individuals was excluded. Kruskal–Wallis tests were performed to determine if survival rates for



**Fig. 1.** Mean ( $\pm$ SD) survival rate for copepods (black bars), copepod nauplii (open bars), rotifers (vertically striped bars), “other” taxa (grey bars), and Cirripedia nauplii (diagonally striped bars) exposed to 1 h of NaCl brine. Median values greater than 0 are indicated by horizontal lines. (\*) indicates statistically significant difference in survival between groups. Survival rates have been corrected to account for mortality in controls (see 2.3).

different brine treatments or different treatment temperatures varied significantly (Zar, 1999). Kruskal–Wallis tests were also used to determine if there was a difference in survival to brine treatment based on an individual’s life history (collection salinity, taxonomic affiliation). Wilcoxon rank sum tests were used to perform pairwise comparisons of variables found to be significantly different using a Kruskal–Wallis test. A significance level of 95% was used for all analyses, except in cases where multiple tests were conducted on the same dataset, in which case a Bonferroni correction was applied. All tests, with the exception of one, compared experiments with an equal number of replicates; for the exception, one replicate was randomly excluded from analysis. It was not possible to test for a difference in survival due to temperature after exposure to 60‰ brine, because there were differences amongst experiments within treatments (see 3.4).

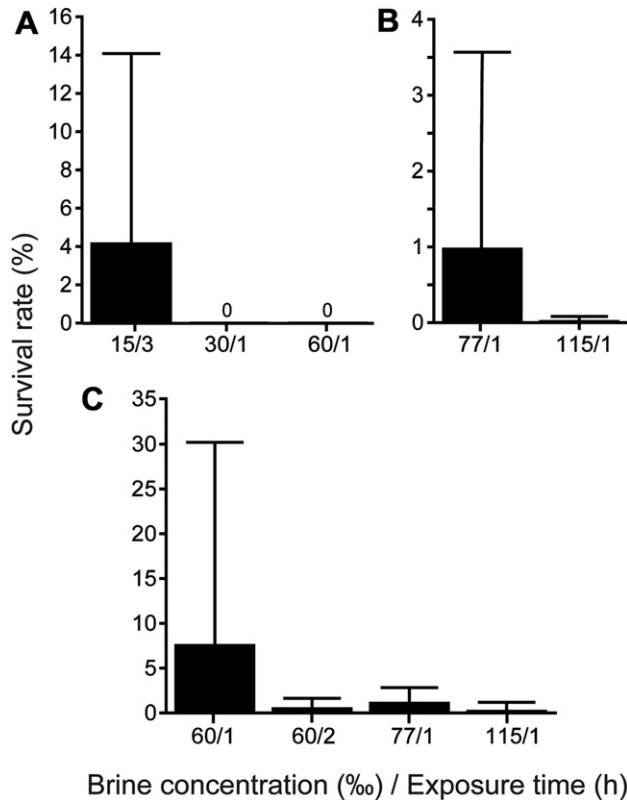
## 3. Results

### 3.1. Taxonomic affiliation

Invertebrates tested were grouped as copepods, copepod nauplii, rotifers, and “other” taxa. Taxa in the “other” group included Cladocera (including, but not limited to, *Bosmina* spp., *Leptodora* spp., and *Diaphanosoma* spp.), Gastropoda and their larvae, Halacaridae, Insecta, Mysida, Nanorchestidae, Noctilucaeae, Polychaeta, and Protista. Nauplii of Cirripedia were present in three trials at high abundance, and were considered a separate group in these trials. There was a significant difference in survival amongst taxonomic groups at 77‰ and 115‰ brine treatments (Fig. 1; Kruskal–Wallis,  $p < 0.001$ ), but not at the 60‰ concentration ( $p > 0.05$ ). For both 77‰ and 115‰ treatments, significantly more Cirripedia larvae survived than copepods, copepod nauplii, or rotifers (Wilcoxon rank sum test with Bonferroni correction,  $p < 0.015$ ), and survival of “other” species did not differ from that of other groups (Wilcoxon rank sum test with Bonferroni correction,  $p > 0.04$ ).

### 3.2. NaCl brine toxicity

Survival decreased with increasing brine concentration. The median survival rate for Detroit River invertebrates exposed to 3 h



**Fig. 2.** Mean (+SD) survival rate for (A) freshwater, (B) North Sea, and (C) ballast water organisms exposed to NaCl brine. Median value is zero for all bars. Survival rates have been corrected to account for mortality in controls (see 2.3).

of 15‰ brine treatment was 0.00% (range 0.00–29.82) (Fig. 2), whereas all Detroit River invertebrates died after 1 h of exposure to 30‰ or 60‰ brine treatment (322 individuals) (Fig. 2a). For all invertebrates tested, the median survival rate after 1 h of treatment with 60‰ brine, 77‰ brine, or 115‰ brine was 0.00%. However, there were important differences in the range of survival rates observed, which reflects variability in the consistency of treatment

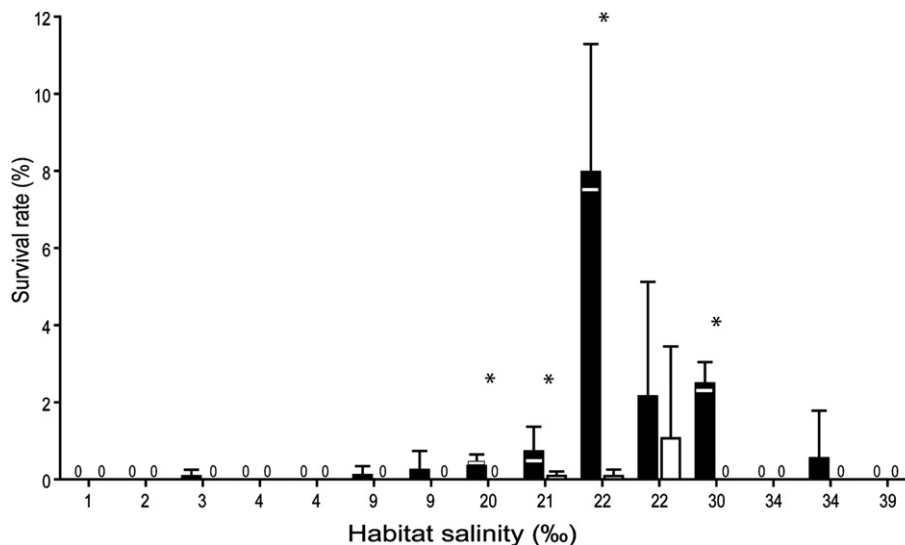
efficacy. One hour of 60‰ brine treatment resulted in survival rates between 0% and 100% (Fig. 2), whereas after 2 h of exposure, survival rates were between 0.00% and 4.36% (Fig. 2). Survival rates between 0.00% and 12.09% were seen for 77‰ brine treatment, and survival rates between 0.00% and 5.33% were seen for 115‰ brine treatment. Survival rates for 60‰ are not directly comparable to results from 77 to 115‰ treatments, since they were not generated from the same experiments (see Table 1). A total of 126 of 13,188 individuals tested (<0.01%) survived exposure to 77‰ brine, whereas only five of 13,183 individuals tested (3.79%) survived exposure to 115‰ brine. Significantly greater mortality occurred with exposure to 115‰ than in 77‰ brine in four experiments (Fig. 3; Kruskal–Wallis,  $p < 0.05$ ). There was no significant difference in survival for ballast tank invertebrates exposed to 60‰ or 77‰ brine (Fig. 2c; Kruskal–Wallis,  $p > 0.15$ ).

### 3.3. Temperature

The effect of brine exposure was examined at 22 °C and 11 °C for all ballast tank and Detroit River trials. Although two copepod nauplii survived 115‰ brine treatment at 11 °C and zero individuals survived the treatment at 22 °C, the difference was not statistically significant. In fact, there was no significant difference in survival rates between the two temperatures for any of the treatment concentrations tested (Fig. 4; Kruskal–Wallis,  $p \geq 0.05$ ).

### 3.4. Source habitat salinity

Taxa collected from freshwater habitats were much more susceptible to brine treatment than those from either brackish or marine habitats. No freshwater taxa survived 1 h of 30‰ brine treatment (Fig. 2a), whereas some individuals of brackish and marine taxa survived treatment with 60‰, 77‰ and 115‰ brine (Fig. 2b and c). Furthermore, survival after 1 h of 77‰ brine treatment was significantly greater for individuals from 20 to 22‰ habitats than for those from 1 to 9‰ habitats (Fig. 3; Kruskal–Wallis,  $p < 0.001$ ; Wilcoxon rank sum test with Bonferroni correction,  $p < 0.005$ ). There was no difference in survival of taxa from different habitats after 1 h of 115‰ brine treatment (Kruskal–Wallis,  $p > 0.05$ ).



**Fig. 3.** Mean (+SD) survival rate for organisms exposed to 1 h of 77‰ (solid bar) or 115‰ (open bar) NaCl brine treatment. Each pair of bars represents a separate trial conducted at a given habitat salinity. Median values greater than 0 are indicated by horizontal white lines (77‰) and black lines (115‰). (\*) indicates statistically significant lower survival in 115‰ treatment than in 77‰ treatment. Survival rates have been corrected to account for mortality in controls (see 2.3).

### 3.5. Identification of survivors

98 individuals in North Sea trials and 17 individuals in ballast tank trials survived 1 h of 77‰ brine treatment. These survivors were 93 Cirripedia nauplii, four copepod nauplii, one *Nanorchestes* sp., one *Rhombognathides* sp., one *Nereis* sp., and 15 unidentified individuals. The median survival rate for Cirripedia nauplii was 2.06% (range 0.00–12.21) for this treatment. Five individuals, including two Cirripedia nauplii, two copepod nauplii, and one *Nanorchestes* sp., survived 1 h of 115‰ brine treatment. The median survival rate for Cirripedia nauplii was 0.00% (range 0.00–0.09) in this treatment.

## 4. Discussion

This study indicates that treatment with 115‰ NaCl brine for 1 h can be a rapid and effective strategy for emergency management of residual ballast water to prevent the introduction of non-indigenous invertebrate species to the Great Lakes. While 1 h of treatment with 77‰ and 115‰ brine were both very effective (>99% mortality) against all taxa examined, 115‰ treatment was statistically more effective in several trials and yielded complete mortality more frequently, making this management option preferable.

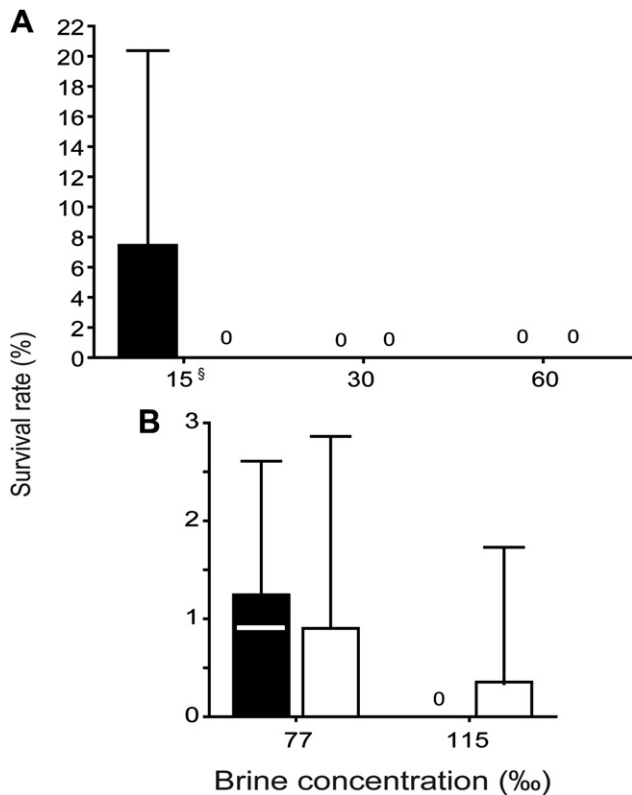
The effect of temperature on treatment efficacy was explored to ensure meaningful results irrespective of season, because the effects of salinity changes on aquatic taxa can be modulated by temperature (Kinne, 1963; Browne and Wanigasekera, 2000) and surface water temperature may vary between 0 °C and 27 °C when international ships are active on the Great Lakes (Reid and Orlova, 2002). At the

brine concentrations examined here, survival was not significantly affected by temperature and thus brine treatment is expected to be effective throughout the shipping season. Since a species' salinity tolerance is influenced by the salinity of its natural habitat (Costlow et al., 1966; Laughlin and Neff, 1981; Fockekey et al., 2005), our experiments included invertebrates collected from salinities between 0‰ and 34‰ to determine if all taxa arriving to the Great Lakes via ballast water would be susceptible to brine treatment. Mortality was not influenced by habitat salinity when taxa were treated with 115‰ brine, providing further evidence for the broad efficacy of this treatment. 77‰ brine treatment is not as broadly effective since taxa collected from 20 to 22‰ habitats survived this treatment significantly better than did those collected from 1 to 9‰ environments. However, these results show that taxa in ballast tanks that originate from habitats with low salinity – which would pose the greatest establishment threat to the Great Lakes – are the least likely to survive exposure to brine treatment.

The most resistant taxon to brine treatment was Cirripedia nauplii. Cirripedia nauplii are only infrequently observed and at very low density in residual ballast samples and therefore pose a relatively low risk for introduction to the Great Lakes (Duggan et al., 2005). Additionally, even if Cirripedia was introduced to the Great Lakes, it is a marine taxon that is not expected to survive in freshwater habitats. In fact, a comprehensive study on hull fouling found that Cirripedia were always dead or in poor condition when attached to ship hulls in the Great Lakes, presumably due to exposure to freshwater (Sylvester and MacIsaac, 2010).

We estimate that treatment using 115‰ brine for 1 h of exposure will be at least as effective as ballast water exchange, exterminating >99% of marine, brackish and freshwater organisms from residual ballast water. However, Canadian regulations require that any ballast water treatment other than ballast water exchange or tank flushing must reduce concentrations of viable organisms and indicator microbes below a specified discharge standard. For aquatic invertebrates with a minimum dimension greater than or equal to 50 µm (i.e., the invertebrates examined in this study), the relevant discharge standard is less than 10 viable individuals m<sup>-3</sup> (Government of Canada (2006); see also USCG (2009) and IMO (2004) for proposed equivalent American and International standards). Given a median survival rate of 0.00% (range 0.00–5.33) and assuming a median density of 280 individuals m<sup>-3</sup> in untreated residual ballast water (Duggan et al., 2005), treatment with 115‰ brine for 1 h is expected to result in a median density of 0 (range 0–15) individuals m<sup>-3</sup>. Therefore, our recommended treatment application is expected to achieve results that are largely compliant with the relevant discharge standard. Furthermore, taxa arriving in ballast water are likely in poor condition from transit, and may be more susceptible to unfavourable conditions than would the healthy port taxa tested here (Wonham et al., 2001).

While brine treatment at our recommended dosage appears highly effective, we acknowledge two limitations to our study. First, although ballast water may contain many different taxa, mainly zooplankton were tested in these experiments. Zooplankton were used as model organisms because they are abundant in ballast tanks, because their viability can be assessed easily using light microscopy, and because the Great Lakes have sustained many invasions by this group (e.g. *Bythotrephes longimanus*, *Cercopagis pengoi*, *Daphnia lumholtzi*). However, discharge standards for ballast water regulate all aquatic taxa greater than 10 µm in minimum dimension, as well as indicator microbes. Thus, it is necessary to consider a broader range of taxa when assessing brine treatment as results from zooplankton alone may not reflect efficacy against all biotic groups. It is known that NaCl concentrations >10‰ will eliminate most bacteria and NaCl concentrations >30‰ will be toxic to many fungi (Dr. Carol Litchfield, GeorgeMason



**Fig. 4.** Mean (+SD) survival rate for (A) freshwater, and (B) ballast water organisms exposed to NaCl brine treatment at 22 °C (solid bar) and 11 °C (open bar). Median values greater than 0 are indicated by white lines (22 °C) and black lines (11 °C). Exposure time is 1 h unless concentration is marked with an <sup>§</sup> (3 h). Survival rates have been corrected to account for mortality in controls (see 2.3). The effect of temperature on survival rate was found to be statistically insignificant.

University, personal communication). Additionally, preliminary tests have shown that the round goby (*Neogobius melanostomus*), a previously introduced fish known to be susceptible to ballast water exchange (Ellis and MacIsaac, 2009), is killed by brine exposure of 45‰–60‰ (Santagata et al., 2008). Therefore, although it requires empirical examination, we expect that non-halophilic taxa that are transported in ballast water will be negatively affected by brine treatment.

Second, our recommendations are based on laboratory, rather than ship-scale, trials. Laboratory studies were used to establish a 'proof of principle' and because they allowed us to manipulate variables that would not have been feasible in shipboard studies. Our recommendation of 115‰ treatment for 1 h assumes complete mixing in tanks to achieve a uniform salinity. However, ballast tank structure is complex, with multiple longitudinal and transverse members that could restrict uniform application of brine to ballast residuals; higher survival rates would be expected if brine application is spatially heterogeneous. Ship-scale studies are required to determine if brine treatment will be equally effective under operational conditions.

Before implementation of this treatment, the environmental impact of releasing brine into the Great Lakes must be considered. Concern exists about the environmental consequences of road salt run-off entering waterways (d'Itri, 1992; Jones et al., 1992; Forman and Alexander, 1998) and because brine would be released into the Great Lakes post-treatment, it could contribute to the problem. Residual ballast typically amounts to less than 0.5% of tank capacity (~10 ton), so only small volumes of brine (~10 ton) would be required to conduct 115‰ treatment. As a result, the treated tank could (and should) be filled with Great Lakes water before discharge to dilute the brine to concentrations  $\leq 10\%$ . The brine is expected to be further diluted by at least a factor of 10 with discharge, so the impact of brine treatment should be minimal and spatially localized.

## 5. Conclusions

One-hour treatment of 115‰ brine exterminated nearly all invertebrate ballast water taxa (>99.99%) in laboratory trials. Survival is not affected by temperature, species' habitat salinity, or by taxonomic affiliation. Post-treatment densities of viable invertebrates comply with relevant Canadian and proposed international discharge standards and should be at least as effective as current ballast water management practices of vessels entering the Great Lakes.

## Acknowledgements

This project was funded by Transport Canada, Fisheries and Oceans Canada, and the NSERC Canadian Aquatic Invasive Species Network (CAISN). We thank M. Deneau, C. Simpkins, F. Sylvester, M. Whitehead, C. van Overdijk, S. Ellis, and O. Raza for assistance in the field and laboratory. We also thank M. Orbons and M. Versteeg for help with North Sea sampling and trials. H. Proctor and I. Bartsch provided assistance with taxonomic identifications, and J.C. Barrette and B. Middleton assisted with metals analysis.

## References

Abbott, W.S., 1925. A method for computing the effectiveness of an insecticide. *J. Econ. Entomol.* 18, 265–267.  
 Balcer, M.D., Korda, N.L., Dodson, S.I., 1984. Zooplankton of the Great Lakes: Guide to the Identification and Ecology of the Common Crustacean Species. University of Wisconsin Press, Madison.  
 Barbour, M.T., Gerritsen, J., 1996. Subsampling of benthic samples: a defense of the fixed-count method. *J.N. Am. Benth. Soc.* 15, 386–391.

Barnes, R.S.K., 1994. The Brackish-water Fauna of Northwestern Europe: an Identification Guide to Brackish-water Habitats, Ecology and Macrofauna for Field Workers, Naturalists and Students. Cambridge University Press, Cambridge.  
 Bartsch, I., 2006. *Halacaroidea Acari*: a guide to marine genera. *Org. Divers. Evol.* 6, 103–108.  
 Browne, R.A., Wanigasekera, G., 2000. Combined effects of salinity and temperature on survival and reproduction of five species of *Artemia*. *J. Exp. Mar. Biol. Ecol.* 244, 29–44.  
 Carlton, J.T., 1985. Trans-oceanic and interoceanic dispersal of coastal marine organisms – the biology of ballast water. *Oceanogr. Mar. Biol.* 23, 313–371.  
 Colautti, R.I., Niimi, A.J., van Overdijk, C.D.A., Mills, E.L., Holeck, K., MacIsaac, H.J., 2003. Spatial and temporal analysis of shipping vectors to the Great Lakes. In: Ruiz, G.M., Carlton, J.T., Mack, R.N. (Eds.), *Invasion Pathways: Analysis of Invasion Patterns and Pathway Management*. Island Press, Washington, D.C., pp. 227–246.  
 Costlow, J.D., Bookhout, C.G., Monroe, R., 1966. Studies on the larval development of the crab, *Rhithropanopeus harrisi* Gould. I. The effect of salinity and temperature on larval development. *Physiol. Zool.* 61, 81–100.  
 d'Itri, F.M. (Ed.), 1992. *Chemical Deicers and the Environment*. Lewis Publishers, Chelsea, MI, USA.  
 Duggan, I.C., van Overdijk, C.D.A., Bailey, S.A., Jenkins, P.T., Limén, H., MacIsaac, H.J., 2005. Invertebrates associated with residual ballast water and sediments of cargo-carrying ships entering the Great Lakes. *Can. J. Fish. Aquat. Sci.* 62, 2463–2474.  
 Ellis, S., MacIsaac, H.J., 2009. Salinity tolerance of Great Lakes invaders. *Freshw. Biol.* 54, 77–89.  
 Fockede, N., Mees, J., Vangheluwe, M., Verslycke, T., Janssen, C.R., Vincx, M., 2005. Temperature and salinity effects on post-marsupial growth of *Neomysis integer* Crustacea: Mysidacea. *J. Exp. Mar. Biol. Ecol.* 326, 27–47.  
 Forman, R.T.T., Alexander, L.E., 1998. Roads and their major ecological effects. *Ann. Rev. Ecol. Syst.* 29, 207–231.  
 Government of Canada, 2006. Ballast water control and management regulations. *Canada Gazette* 140 (13) SOR/2006-129.  
 Gray, D.K., Johengen, T.H., Reid, D.F., MacIsaac, H.J., 2007. Efficacy of open-ocean ballast water exchange as a means of preventing invertebrate invasions between freshwater ports. *Limnol. Oceanogr.* 52, 2386–2397.  
 Hart, B.T., Bailey, P., Edwards, R., Hurtle, K., James, K., McMahon, A., Meredith, C., Swadling, K., 1991. A review of the salt sensitivity of the Australian freshwater biota. *Hydrobiologia* 210, 105–144.  
 Hayward, P.J., Ryland, J.S. (Eds.), 1995. *Handbook of the Marine Fauna of North-West Europe*. Oxford University Press, Oxford, Great Britain.  
 Hovanec, T.A., Coshland, J.L., 2004. A chemical analysis of select trace elements in synthetic sea salts and natural seawater. *Adv. Aquarist Online*. <http://advancedaquarist.com/issues/sept2004/feature.htm>.  
 International Maritime Organization, 2004. *International Convention for the Control and Management of Ships' Ballast Water and Sediments Adopted 13 February 2004*.  
 Jenkins, P.T., 2007. Brine as a Treatment Solution for the Control of Aquatic Nuisance Species Introductions into the Great Lakes by NOBOB Vessels. Transport Canada T8275-05-0249. Technical Report. Transport Canada-Marine Safety, Ottawa, ON.  
 Johnson, W.S., Allen, D.M., 2005. *Zooplankton of the Atlantic and Gulf Coasts: a Guide to their Identification and Ecology*. Johns Hopkins University Press, Baltimore.  
 Jones, P.H., Jeffrey, B.A., Watler, P.K., Hutchon, H., 1992. Environmental impact of road salting. In: d'Itri, F.M. (Ed.), *Chemical Deicers and the Environment*. Lewis Publishing, Chelsea, MI, pp. 1–116.  
 Kefford, B.J., Palmer, C.G., Pakhomova, L., Nuggeoda, D., 2004. Comparing test systems to measure the salinity tolerance of freshwater invertebrates. *Water SA* 30, 499–506.  
 Kinne, O., 1963. The effects of temperature and salinity on marine and brackish water animals. In: Barnes, H. (Ed.), *Oceanography and Marine Biology: an Annual Review*. Unwin Brothers Limited, London, pp. 301–340.  
 Koste, W. (Ed.), 1978. *Rotatoria*. Gebrüder Bortraeger, Berlin.  
 Laughlin Jr., R.B., Neff, J.M., 1981. Ontogeny of respiratory and growth responses of larval mud crabs *Rhithropanopeus harrisi* exposed to different temperatures, salinities and naphthalene concentrations. *Mar Ecol-Prog. Ser.* 5, 319–332.  
 Locke, A., Reid, D.M., van Leeuwen, H.C., Sprules, W.G., Carlton, J.T., 1993. Ballast water exchange as a means of controlling dispersal of freshwater organisms by ships. *Can. J. Fish. Aquat. Sci.* 50, 2086–2093.  
 MacIsaac, H.J., Robbins, T.C., Lewis, M.A., 2002. Modelling ships' ballast water as invasion threats to the Great Lakes. *Can. J. Fish. Aquat. Sci.* 59, 1245–1256.  
 Minton, M.S., Verling, E., Miller, A.W., Ruiz, G.M., 2005. Reducing propagule supply and coastal invasions via ships: effects of emerging strategies. *Front. Ecol. Environ.* 3, 304–308.  
 Newell, G.E., Newell, R.C., 2006. *Marine Plankton*. Hutchinson Educational, London.  
 Reid, D.F., Orlova, M., 2002. Geological and evolutionary underpinnings for the success of Ponto-Caspian species invasions in the Baltic Sea and North American Great Lakes. *Can. J. Fish. Aquat. Sci.* 59, 1144–1158.  
 Ricciardi, A., MacIsaac, H.J., 2000. Recent mass invasion of the North American Great Lakes by Ponto-Caspian species. *Trends Ecol. Evol.* 15, 62–65.  
 Rigby, G.R., Hallegraeff, G.M., Sutton, C., 1999. Novel ballast water heating technique offers cost-effective treatment to reduce the risk of global transport of harmful marine organisms. *Mar. Ecol-Prog. Ser.* 191, 289–293.  
 Santagata, S., Gasiunaite, Z.R., Verling, E., Cordell, J.R., Eason, K., Cohen, J.S., Babela, K., Quilez-Badia, G., Johengen, T.H., Reid, D.F., Ruiz, G.M., 2008. Effect of

- osmotic shock as a management strategy to reduce transfers of non-indigenous species among ports by ships. *Aquat. Invasions* 3, 61–76.
- Santagata, S., Bacela, K., Reid, D., McLean, K.A., Cohen, J.S., Cordell, J.R., Brown, C.W., Johengen, T.H., Ruiz, G.M., 2009. Concentrated sodium chloride brine solutions as an additional treatment for preventing the introduction of non-indigenous species in the ballast tanks of ships declaring no ballast on board. *Environ. Toxicol. Chem.* 28, 346–353.
- Schlieper, C., 1971. Part II: Physiology of brackish water. In: Remane, A., Schlieper, C. (Eds.), *Biology of Brackish Water*. Wiley Interscience, Stuttgart, pp. 211–321.
- Sylvester, F., MacIsaac, H., 2010. Is vessel hull fouling an invasion threat to the Great Lakes? *Divers. Distrib.* 16, 132–143.
- Turekian, K.K., 1968. *Oceans*. Prentice-Hall, New Jersey.
- United States Coast Guard, 2009. Proposed ballast water discharge standard rule-making. USCG-2001–10486. <http://www.regulations.gov>.
- Wonham, M.J., Walton, W.C., Ruiz, G.M., Frese, A.M., Galil, B.S., 2001. Going to the source: role of the invasion pathway in determining potential invaders. *Mar. Ecol.-Prog. Ser.* 215, 1–12.
- Zar, J.H., 1999. *Biostatistical Analysis*. Prentice-Hall, New Jersey.