

RESOLUTION NO. 92-R-551

A RESOLUTION ACCEPTING THE ABSTRACT OF VOTES FOR THE GENERAL ELECTION HELD NOVEMBER 3, 1992.

WHEREAS, the Oregon Revised Statutes state that the County Clerk is the Elections Officer for all elections; and

WHEREAS, the County Clerk has canvassed the votes and prepared an Abstract of Votes cast at the election held November 3, 1992; and

WHEREAS, the election of a Mayor and two council members was a part of said General Election; and

WHEREAS, the question of a sewer bond was a part of said General Election; and

WHEREAS, the question of adoption of a new Brookings City Charter was a part of said General Election;

NOW, THEREFORE, BE IT RESOLVED that the Brookings City Council accepts the Abstract of Votes prepared by Elaine Joy, Curry County Clerk, and proclaims the following results:

PRECINCT NUMBERS

	<u>15</u>	<u>16</u>	<u>17</u>	<u>21</u>	<u>TOTAL</u>
Mayor:					
Tom Davis	197	510	522	163	1,392
Lee Wheelhouse	146	218	245	88	697
Write-In	0	8	4	0	12
Council Position #1					
Nancy Brendlinger	228	490	508	160	1,386
Write-In	3	18	16	3	40

Council Position #2

Blaine Anderson	133	262	271	86	752
Dave Scott	158	357	368	127	1,010
Write-In					

City of Brookings Bond

Yes	129	320	333	99	881
No	228	463	444	165	1,300

City of Brookings Charter

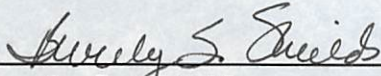
Yes	222	563	525	183	1,493
No	116	212	238	77	643

PASSED by the Council of the City of Brookings and signed by the Mayor this 14th day of December, 1992.



Mayor Fred Hummel

ATTEST:



Beverly S. Shields
City Recorder

	VOTES	PERCENT
UNITED STATES PRESIDENT		
BILL CLINTON (DEM)	3,841	34.76
GEORGE BUSH (REP)	3,809	34.47
ROSS PEROT (IND)	3,310	29.95
ANDRE MARROU (LIB)	39	.35
WRITE-IN	28	.25
LENGRA B. FULANI (ALL)	23	.21
UNDER VOTES	140	
OVER VOTES	16	
UNITED STATES SENATOR		
BOB PACKWOOD (REP)	6,611	62.09
LES AUCCOIN (DEM)	3,913	36.75
WRITE-IN	123	1.16
UNDER VOTES	597	
OVER VOTES	2	
UNITED STATES REP IN CONGRESS #4		
PETER DEFAZIO (DEM)	6,737	63.06
RICHARD L. SCHULZ (REP)	3,929	36.77
WRITE-IN	18	.17
UNDER VOTES	561	
OVER VOTES	1	
SECRETARY OF STATE		
RANDY MILLER (REP)	5,704	54.06
PHIL KEISLING (DEM)	4,177	39.58
SARAH D. LYONS (ALL)	402	3.81
SHAUN SAVAGE (LIB)	261	2.47
WRITE-IN	8	.08
UNDER VOTES	687	
OVER VOTES	7	
STATE TREASURER		
DAVID CHEN (REP)	6,207	58.44
JIM HILL (DEM)	3,973	37.41
ROSE MARIE BORCHERS (ALL)	430	4.05
WRITE-IN	11	.10
UNDER VOTES	617	
OVER VOTES	8	

	VOTES	PERCENT
ATTORNEY GENERAL		
TED KULONGOSKI (DEM)	5,305	51.95
RICH RODEMAN (REP)	4,318	42.29
FRED OERTHER (LIB)	571	5.59
WRITE-IN	17	.17
UNDER VOTES	1,035	
OVER VOTES	0	
STATE SENATOR 24TH DISTRICT		
BILL BRADBURY (DEM)	7,716	96.40
WRITE-IN	288	3.60
UNDER VOTES	3,241	
OVER VOTES	0	
STATE REPRESENTATIVE 48TH DISTRICT		
VERAL E. TARNO (REP)	6,643	62.86
DAVID WALKER (DEM)	3,902	36.92
WRITE-IN	23	.22
UNDER VOTES	675	
OVER VOTES	3	
CURRY COUNTY COUNTY ASSESSOR		
JIM KOLEN (DEM)	7,767	97.59
WRITE-IN	192	2.41
UNDER VOTES	3,286	
OVER VOTES	0	
CURRY COUNTY CLERK		
RENEE' KOLEN (DEM)	5,189	50.31
KATHLEEN BELL (REP)	5,099	49.43
WRITE-IN	27	.26
UNDER VOTES	930	
OVER VOTES	1	
CURRY COUNTY COMMISSIONER #2		
TERRY C. HANSCAM (DEM)	7,591	71.96
STEVE MENDENHALL (REP)	2,939	27.86
WRITE-IN	19	.18
UNDER VOTES	696	
OVER VOTES	1	

	VOTES	PERCENT
CURRY COUNTY COMMISSIONER #3		
ROCKY MCVAY (REP)	6,594	62.23
EVAN KRAMER (DEM)	3,982	37.58
WRITE-IN	21	.20
UNDER VOTES	648	
OVER VOTES	1	

	VOTES	PERCENT
JUDGE OF THE SUPREME COURT #7		
SUSAN GRABER	6,778	98.86
WRITE-IN	78	1.14
UNDER VOTES	4,387	
OVER VOTES	2	

	VOTES	PERCENT
JUDGE OF THE COURT OF APPEALS #5		
ROBERT D. DURHAM	6,668	98.86
WRITE-IN	77	1.14
UNDER VOTES	4,501	
OVER VOTES	0	

	VOTES	PERCENT
SOIL & WATER ZONE #3		
MARY BLANDAU	6,787	98.71
WRITE-IN	89	1.29
UNDER VOTES	4,364	
OVER VOTES	5	

	VOTES	PERCENT
SOIL & WATER AT LARGE		
MICHAEL L. KNAPP	6,834	99.01
WRITE-IN	68	.99
UNDER VOTES	4,342	
OVER VOTES	1	

	VOTES	PERCENT
CITY OF BROOKINGS MAYOR		
TOM DAVIS	1,392	66.25
LEE WHEELHOUSE	697	33.17
WRITE-IN	12	.57
UNDER VOTES	259	
OVER VOTES	1	

	VOTES	PERCENT
CITY OF BROOKINGS COUNCIL #1		
NANCY BRENDLINGER	1,386	97.19
WRITE-IN	40	2.81
UNDER VOTES	935	
OVER VOTES	0	

	VOTES	PERCENT
CITY OF BROOKINGS COUNCIL #2		
DAVID E. SCOTT	1,010	57.09
BLAINE T. ANDERSON	752	42.51
WRITE-IN	7	.40
UNDER VOTES	592	
OVER VOTES	0	

	VOTES	PERCENT
CITY OF GOLD BEACH MAYOR		
MARLYN SCHAFER	445	53.17
SAM D. WILSON	391	46.71
WRITE-IN	1	.12
UNDER VOTES	58	
OVER VOTES	0	

	VOTES	PERCENT
CITY OF GOLD BEACH COUNCIL #2		
RICK WATSON	433	60.31
KAY R. PHILLIPS	283	39.42
WRITE-IN	2	.28
UNDER VOTES	177	
OVER VOTES	0	

	VOTES	PERCENT
CITY OF GOLD BEACH COUNCIL #4		
LENA JAMES	490	61.56
BOB RAMMEL	303	38.07
WRITE-IN	3	.38
UNDER VOTES	99	
OVER VOTES	0	

	VOTES	PERCENT
CITY OF PORT ORFORD MAYOR		
DELAINE B. KENNEDY	312	58.43
MARY E. YODER	219	41.01
WRITE-IN	3	.56
UNDER VOTES	30	
OVER VOTES	0	

	VOTES	PERCENT
CITY OF PORT ORFORD COUNCIL #1		
GEORGE KENNEDY	381	75.60
TONY MATOZA	116	23.02
WRITE-IN	7	1.39
UNDER VOTES	60	
OVER VOTES	0	
CITY OF PORT ORFORD COUNCIL #3		
TODD D. SMITH	242	51.38
ROBERT J. WARRING	215	45.65
WRITE-IN	14	2.97
UNDER VOTES	93	
OVER VOTES	0	
CITY OF PORT ORFORD COUNCIL #5		
JIM GRAY	244	53.63
WALTER KAPLAN	208	45.71
WRITE-IN	3	.66
UNDER VOTES	109	
OVER VOTES	0	
UPPER RFPD DIRECTORS VOTE FOR 5		
DONALD W. BADGER	118	19.57
PAUL A. EIDE JR.	104	17.25
DOUGLAS T. LEEDS	94	15.59
CHRIS J. BROWN	83	13.76
WILLIAM H. MORGAN	72	11.94
WENDY E. SPARKS	71	11.77
RONALD N. VOGEL	60	9.95
WRITE-IN	1	.17
WRITE-IN	0	
WRITE-IN	0	
WRITE-IN	0	
WRITE-IN	0	
UNDER VOTES	182	
OVER VOTES	15	
AGNESS LIBRARY DISTRICT #1		
SALLY A. BROCK	63	96.92
WRITE-IN	2	3.08
UNDER VOTES	14	
OVER VOTES	0	

	VOTES	PERCENT
AGNESS LIBRARY DISTRICT #2		
MARY L. BRADLEY	63	98.44
WRITE-IN	1	1.56
UNDER VOTES	15	
OVER VOTES	0	
AGNESS LIBRARY DISTRICT #3		
LOIS A. GOODMAN	59	96.72
WRITE-IN	2	3.28
UNDER VOTES	18	
OVER VOTES	0	
AGNESS LIBRARY DISTRICT #4		
GLADYS B. FRY	61	98.39
WRITE-IN	1	1.61
UNDER VOTES	17	
OVER VOTES	0	
AGNESS LIBRARY DISTRICT #5		
IVA K. MILLER	58	98.31
WRITE-IN	1	1.69
UNDER VOTES	20	
OVER VOTES	0	
HARBOR PUD SUB #1 PRECINCT #2		
RANDALL GERLACH	198	98.51
WRITE-IN	3	1.49
UNDER VOTES	97	
OVER VOTES	0	
HARBOR PUD SUB #2 PRECINCT #25		
KEN PETERSEN	302	99.02
WRITE-IN	3	.98
UNDER VOTES	141	
OVER VOTES	0	
HARBOR PUD SUB #3 PRECINCT #22		
PAUL CALDWELL	283	99.30
WRITE-IN	2	.70
UNDER VOTES	171	
OVER VOTES	0	

	VOTES	PERCENT
HARBOR PUD SUB #4 PREC #23 & 24		
DELBERT R. BUELL	561	98.08
WRITE-IN	11	1.92
UNDER VOTES	281	
OVER VOTES	0	
HARBOR PUD SUB #5 PRECINCT #19		
CONRAD HIGGINS	243	100.00
WRITE-IN	0	
UNDER VOTES	116	
OVER VOTES	0	
AGNESS LIBRARY FORM/TAX BASE 08/2		
YES	53	72.60
NO	20	27.40
UNDER VOTES	6	
OVER VOTES	0	
U. CHETCO RFPD FORM/TAX BASE 08/3		
YES	126	85.14
NO	22	14.86
UNDER VOTES	12	
OVER VOTES	0	
CURRY PUBLIC LIBRARY TAX BASE 08/4		
YES	1,250	51.31
NO	1,186	48.69
UNDER VOTES	263	
OVER VOTES	1	
CITY OF BROOKINGS CHARTER 08/5		
YES	1,493	69.90
NO	643	30.10
UNDER VOTES	225	
OVER VOTES	0	
CITY OF BROOKINGS BOND 08/6		
NO	1,300	59.61
YES	881	40.39
UNDER VOTES	179	
OVER VOTES	1	

	VOTES	PERCENT
STATE MEASURE #1 STATE PARK BONDS		
NO	7,463	69.47
YES	3,279	30.53
UNDER VOTES	499	
OVER VOTES	4	
STATE MEASURE #2 FUEL TAX FOR PARKS		
NO	8,626	80.23
YES	2,126	19.77
UNDER VOTES	489	
OVER VOTES	4	
STATE MEASURE #3 INIT. LIMIT TERMS		
YES	8,012	74.53
NO	2,738	25.47
UNDER VOTES	484	
OVER VOTES	11	
STATE MEASURE #4 INIT TRIPLE TRUCK		
NO	6,113	56.24
YES	4,756	43.76
UNDER VOTES	372	
OVER VOTES	5	
STATE MEASURE #5 INIT. TROJAN CLOSES		
NO	7,540	69.60
YES	3,294	30.40
UNDER VOTES	409	
OVER VOTES	3	
STATE MEASURE #6 INIT. TROJAN BAN		
NO	7,219	67.15
YES	3,531	32.85
UNDER VOTES	494	
OVER VOTES	1	
STATE MEASURE #7 INIT. RAISES TAX		
NO	8,361	78.15
YES	2,337	21.85
UNDER VOTES	542	
OVER VOTES	5	

OFFICIAL ABSTRACTS

CURRY COUNTY GENERAL ELECTION

11-03-92

REPORT-EL45

PAGE 005

VOTES PERCENT

STATE MEAS #8 INIT RESTRICTS FISH

NO	6,781	64.93
YES	3,663	35.07
UNDER VOTES	798	
OVER VOTES	3	

STATE MEAS #9 INIT. DIS BEHAVIORS

YES	5,699	52.24
NO	5,210	47.76
UNDER VOTES	334	
OVER VOTES	3	

CURRY CO. INIT FAIR BED TAX

NO	5,997	56.07
YES	4,699	43.93
UNDER VOTES	549	
OVER VOTES	1	

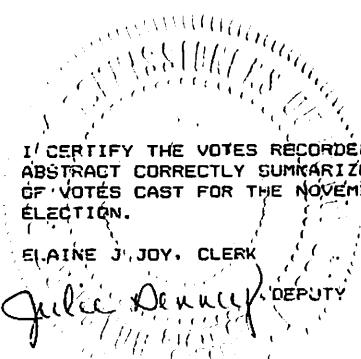
STATISTICS

TOTAL BALLOTS - CAST	11,254	50.00
TOTAL BALLOTS - READ	11,246	49.96
TOTAL BALLOTS - UNREAD	8	.04

I CERTIFY THE VOTES RECORDED ON THIS ABSTRACT CORRECTLY SUMMARIZE THE TALLY OF VOTES CAST FOR THE NOVEMBER 3, 1992 ELECTION.

ELAINE J. JOY, CLERK

Julie DeWitt DEPUTY



I CERTIFY THE VOTES RECORDED ON THIS ABSTRACT CORRECTLY SUMMARIZE THE TALLY OF VOTES CAST FOR THE NOVEMBER 3, 1992 ELECTION.

ELAINE J JOY, CLERK

Julie Dewey DEPUTY

OFFICIAL CANVASS

CURRY COUNTY GENERAL ELECTION
PRESIDENTIAL ELECTION
NOVEMBER 3, 1992

11-03-92

UNITED STATES PRESIDENT

01 = OVER VOTES
02 = UNDER VOTES
03 = GEORGE BUSH (REP)
04 = BILL CLINTON (DEM)

VOTES PERCENT

WITH 27 OF 27 PRECINCTS REPORTING

VOTES PERCENT

01	02	03	04	05	06	07	08
16	140	3,809	3,841	34.76			

05 = LENORA B. FULANI (ALL)	23	.21
06 = ANDRE MARROU (LIB)	39	.35
07 = ROSS PEROT (IND)	3,310	29.95
08 = WRITE-IN	28	.25

0001 AGNESS
0002 S CHETCO
0003 FLORAS CREEK
0004 SIXES
0005 ELK RIVER
0006 PORT ORFORD 1
0007 PORT ORFORD 2
0008 OPHIR
0009 WEDDERBURN
0010 NORTH GOLD BEACH
0011 SOUTH GOLD BEACH
0012 HUNTER CREEK
0013 PISTOL RIVER
0014 HARRIS CREEK
0015 BROOKINGS 1
0016 BROOKINGS 2
0017 BROOKINGS 3
0018 NORTH CHETCO
0019 WINCHUCK
0020 JERRYS FLAT
0021 BROOKINGS 4
0022 WEST HARBOR
0023 LOWER HARBOR
0024 SOUTHWEST HARBOR
0025 EAST HARBOR
0026 CAPE FERRELO
0027 UPPER CHETCO

01	02	03	04	05	06	07	08
0	0	.22	30	0	0	26	1
1	3	101	98	0	1	143	0
1	4	121	158	2	2	90	2
1	1	64	71	0	0	47	0
2	10	149	202	2	4	140	3
2	5	115	135	3	1	102	0
2	1	39	90	4	0	67	0
0	8	151	140	1	1	92	1
0	13	264	242	0	0	187	3
2	6	158	199	0	0	117	2
0	13	155	149	1	1	89	3
0	3	123	147	1	1	121	0
0	2	63	73	0	0	55	2
0	1	143	111	0	1	109	1
2	5	129	114	0	2	126	0
2	7	292	239	2	1	305	0
0	8	335	255	1	1	236	2
0	7	136	77	0	3	111	0
0	6	167	192	0	2	188	1
0	2	119	113	1	2	90	0
0	3	108	86	1	1	87	0
0	5	147	180	1	1	120	2
1	9	142	161	1	4	119	0
0	7	130	151	0	0	130	1
0	3	163	144	0	3	130	3
2	4	196	179	1	5	187	1
0	4	77	95	1	1	96	0

UNITED STATES SENATOR

01 = OVER VOTES
02 = UNDER VOTES
03 = LES AUCCOIN (DEM)

VOTES PERCENT

WITH 27 OF 27 PRECINCTS REPORTING


VOTES PERCENT

0001 AGNESS
0002 S CHETCO
0003 FLORAS CREEK
0004 SIXES
0005 ELK RIVER
0006 PORT ORFORD 1
0007 PORT ORFORD 2

01	02	03	04	05
0	2	26	49	2
0	21	111	249	6
0	16	166	196	2
0	10	67	104	3
0	27	224	247	14
0	17	161	177	6
0	15	102	83	3

04 = BOB PACKWOOD (REP)
05 = WRITE-IN

04 = BOB PACKWOOD (REP)	6,611	62.09
05 = WRITE-IN	123	1.16



0005 ELK RIVER 0 27 224 247 14
 0006 PORT ORFORD 1 0 17 161 177 6
 0007 PORT ORFORD 2 0 15 102 83 3

OFFICIAL CANVASS CURRY COUNTY GENERAL ELECTION 11-03-92
 PRESIDENTIAL ELECTION
 NOVEMBER 3, 1992

WITH 27 OF 27 PRECINCTS REPORTING
 04 = BOB PACKWOOD (REP)
 05 = WRITE-IN
 VOTES 6,611
 PERCENT 62.09
 123
 1.16

UNITED STATES SENATOR
 01 = OVER VOTES
 02 = UNDER VOTES
 03 = LES AUCCOIN (DEM)
 VOTES 2
 PERCENT 597
 3,913 36.75

	01	02	03	04	05
0008 OPHIR	0	20	138	231	5
0009 WEDDERBURN	0	31	210	457	11
0010 NORTH GOLD BEACH	0	32	173	273	6
0011 SOUTH GOLD BEACH	0	31	119	258	3
0012 HUNTER CREEK	0	12	146	233	5
0013 PISTOL RIVER	0	6	83	105	1
0014 HARRIS CREEK	0	11	108	244	3
0015 BROOKINGS 1	0	20	126	232	0
0016 BROOKINGS 2	1	41	259	538	9
0017 BROOKINGS 3	1	48	278	520	1
0018 NORTH CHETCO	0	22	90	219	3
0019 WINCHUCK	0	20	187	344	5
0020 JERRYS FLAT	0	21	108	196	2
0021 BROOKINGS 4	0	22	89	175	1
0022 WEST HARBOR	0	22	184	244	6
0023 LOWER HARBOR	0	26	178	229	4
0024 SOUTHWEST HARBOR	0	27	146	240	6
0025 EAST HARBOR	0	27	137	275	7
0026 CAPE FERRELO	0	29	202	339	5
0027 UPPER CHETCO	0	21	95	154	4

WITH 27 OF 27 PRECINCTS REPORTING
 04 = RICHARD L. SCHULZ (REP)
 05 = WRITE-IN
 VOTES 3,929
 PERCENT 36.77
 18
 .17

UNITED STATES REP IN CONGRESS #4
 01 = OVER VOTES
 02 = UNDER VOTES
 03 = PETER DEFAZIO (DEM)
 VOTES 1
 PERCENT 561
 6,737 63.06

	01	02	03	04	05
0001 AGNESS	0	3	56	20	0
0002 S CHETCO	0	18	219	149	1
0003 FLORAS CREEK	0	17	253	109	1
0004 SIXES	0	9	111	64	0
0005 ELK RIVER	0	26	356	130	0
0006 PORT ORFORD 1	0	11	252	95	3
0007 PORT ORFORD 2	0	10	149	44	0
0008 OPHIR	0	24	223	147	0
0009 WEDDERBURN	0	33	419	257	0
0010 NORTH GOLD BEACH	0	29	304	150	1
0011 SOUTH GOLD BEACH	0	28	262	120	1
0012 HUNTER CREEK	0	16	255	125	0
0013 PISTOL RIVER	0	10	116	68	1
0014 HARRIS CREEK	0	24	186	155	1
0015 BROOKINGS 1	0	13	225	140	0

0013 PISTOL RIVER 0 10 116 48 1
 0014 HARRIS CREEK 0 24 186 155 1
 0015 BROOKINGS 1 13 225 140 0

OFFICIAL CANVASS CURRY COUNTY GENERAL ELECTION 11-03-92
 PRESIDENTIAL ELECTION NOVEMBER 3, 1992

UNITED STATES REP IN CONGRESS #4

01 = OVER VOTES
 02 = UNDER VOTES
 03 = PETER DEFAZIO (DEM)

VOTES PERCENT
 1
 561
 6,737 63.06

WITH 27 OF 27 PRECINCTS REPORTING
 04 = RICHARD L. SCHULZ (REP)
 05 = WRITE-IN

VOTES PERCENT
 3,929 36.77
 18 .17

0016 BROOKINGS 2 45 464 337 1
 0017 BROOKINGS 3 0 39 463 345 1
 0018 NORTH CHETCO 0 17 167 149 1
 0019 WINCHUCK 0 29 353 173 1
 0020 JERRYS FLAT 0 19 187 120 1
 0021 BROOKINGS 4 0 15 168 104 0
 0022 WEST HARBOR 0 16 304 135 1
 0023 LOWER HARBOR 0 19 254 164 0
 0024 SOUTHWEST HARBOR 0 23 257 139 0
 0025 EAST HARBOR 0 23 254 148 1
 0026 CAPE FERRELD 0 26 325 222 2
 0027 UPPER CHETCO 0 19 135 100 0

SECRETARY OF STATE
 01 = OVER VOTES
 02 = UNDER VOTES
 03 = PHIL KEISLING (DEM)
 04 = SARAH D. LYONS (ALL)

VOTES PERCENT
 7
 487
 4,177 39.58
 402 3.81

WITH 27 OF 27 PRECINCTS REPORTING
 05 = RANDY MILLER (REP)
 06 = SHAUN SAVAGE (LIB)
 07 = WRITE-IN

VOTES PERCENT
 5,704 54.06
 261 2.47
 8 .08

0001 AGNESS 0 7 31 4 4 37 0 0
 0002 S CHETCO 1 23 127 23 201 12 0
 0003 FLORAS CREEK 0 14 153 18 188 7 0
 0004 SIXES 1 6 69 4 99 5 0
 0005 ELK RIVER 0 30 202 16 240 24 0
 0006 PORT ORFORD 1 0 18 140 16 180 7 0
 0007 PORT ORFORD 2 0 21 91 18 69 4 0
 0008 OPHIR 1 28 135 17 202 11 0
 0009 WEDDERBURN 0 38 244 17 400 9 1
 0010 NORTH GOLD BEACH 0 31 182 12 250 9 0
 0011 SOUTH GOLD BEACH 0 26 153 4 218 8 2
 0012 HUNTER CREEK 0 23 166 10 189 5 0
 0013 PISTOL RIVER 0 10 70 8 102 5 0
 0014 HARRIS CREEK 1 25 115 21 194 10 0
 0015 BROOKINGS 1 17 148 20 184 9 0
 0016 BROOKINGS 2 0 59 287 31 452 15 3
 0017 BROOKINGS 3 0 60 305 23 438 22 0
 0018 NORTH CHETCO 0 16 108 4 195 11 0
 0019 WINCHUCK 0 36 214 20 272 14 0
 0020 JERRYS FLAT 0 14 119 9 176 9 0
 0021 BROOKINGS 4 0 18 114 7 143 5 0
 0022 WEST HARBOR 1 32 201 12 193 17 0

0020 JERRYS FLAT
 0021 BROOKINGS 4
 0022 WEST HARBOR

0 14 119 9 176 9 0
 0 18 114 7 143 5 0
 1 32 201 12 193 17 0

OFFICIAL CANVASS

CURRY COUNTY GENERAL ELECTION
 PRESIDENTIAL ELECTION
 NOVEMBER 3, 1992

11-03-92

SECRETARY OF STATE

01 = OVER VOTES
 02 = UNDER VOTES
 03 = PHIL KEISLING (DEM)
 04 = SARAH D. LYONS (ALL)

VOTES PERCENT
 7
 687
 4,177 39.58
 402 3.81

WITH 27 OF 27 PRECINCTS REPORTING

05 = RANDY MILLER (REP)
 06 = SHAUN SAVAGE (LIB)
 07 = WRITE-IN

VOTES PERCENT
 5,704 54.06
 261 2.47
 8 .08

	01	02	03	04	05	06	07
0023 LOWER HARBOR	0	29	179	13	209	7	0
0024 SOUTHWEST HARBOR	0	27	172	18	196	6	0
0025 EAST HARBOR	0	23	164	20	232	7	0
0026 CAPE FERRELO	0	31	193	25	311	14	1
0027 UPPER CHETCO	1	25	95	12	134	6	1

STATE TREASURER

01 = OVER VOTES
 02 = UNDER VOTES
 03 = ROSE MARIE BORCHERS (ALL)

VOTES PERCENT
 8
 617
 430 4.05

WITH 27 OF 27 PRECINCTS REPORTING

04 = DAVID CHEN (REP)
 05 = JIM HILL (DEM)
 06 = WRITE-IN

VOTES PERCENT
 6,207 58.44
 3,973 37.41
 11 .10

	01	02	03	04	05	06
0001 AGNESS	0	5	5	32	37	0
0002 S CHETCO	0	24	21	236	106	0
0003 FLORAS CREEK	0	35	18	150	176	1
0004 SIXES	0	10	6	85	83	0
0005 ELK RIVER	1	33	23	213	239	3
0006 PORT ORFORD 1	1	21	14	168	157	0
0007 PORT ORFORD 2	2	16	7	89	89	0
0008 OPHIR	0	20	11	218	145	0
0009 WEDDERBURN	0	26	23	398	262	0
0010 NORTH GOLD BEACH	0	31	9	239	204	1
0011 SOUTH GOLD BEACH	0	34	10	205	161	1
0012 HUNTER CREEK	0	15	18	188	175	0
0013 PISTOL RIVER	0	10	14	95	76	0
0014 HARRIS CREEK	0	16	18	214	118	0
0015 BROOKINGS 1	0	18	15	221	124	0
0016 BROOKINGS 2	1	42	32	520	250	3
0017 BROOKINGS 3	0	48	30	521	249	0
0018 NORTH CHETCO	0	14	8	236	76	0
0019 WINCHUCK	0	34	25	321	176	0
0020 JERRYS FLAT	0	10	19	163	135	0
0021 BROOKINGS 4	1	12	4	194	76	0
0022 WEST HARBOR	0	28	20	245	163	0
0023 LOWER HARBOR	0	19	13	260	145	0
0024 SOUTHWEST HARBOR	0	22	17	213	167	0
0025 EAST HARBOR	1	23	16	265	141	0
0026 CAPE FERRELO	1	27	27	361	158	1
0027 UPPER CHETCO	0	24	7	157	85	1

OFFICIAL CANVASS

CURRY COUNTY GENERAL ELECTION
PRESIDENTIAL ELECTION
NOVEMBER 3, 1992

11-03-92

ATTORNEY GENERAL

01 = OVER VOTES
02 = UNDER VOTES
03 = TED KULONOSKI (DEM)

VOTES PERCENT

1,035
5,305

WITH 27 OF 27 PRECINCTS REPORTING

04 = FRED OERTHER (LIB)
05 = RICH RODEMAN (REP)
06 = WRITE-IN

VOTES PERCENT

571
4,318
17

	01	02	03	04	05	06
0001 AGNESS	0	9	45	6	19	0
0002 S CHETCO	0	35	152	25	174	1
0003 FLORAS CREEK	0	39	202	29	110	0
0004 SIXES	0	16	95	11	62	0
0005 ELK RIVER	0	48	270	40	151	3
0006 PORT DRFORD 1	0	32	188	19	121	1
0007 PORT DRFORD 2	0	24	115	14	50	0
0008 OPHIR	0	34	182	23	155	0
0009 WEDDERBURN	0	60	333	25	289	2
0010 NDRTH GOLD BEACH	0	50	249	20	165	0
0011 SOUTH GOLD BEACH	0	39	213	13	145	1
0012 HUNTER CREEK	0	32	208	20	136	0
0013 PISTOL RIVER	0	22	96	13	64	0
0014 HARRIS CREEK	0	33	159	29	144	1
0015 BROOKINGS 1	0	29	176	25	148	0
0016 BROOKINGS 2	0	78	365	27	376	2
0017 BROOKINGS 3	0	74	366	44	363	1
0018 NORTH CHETCO	0	29	129	15	161	0
0019 WINCHUCK	0	59	266	17	214	0
0020 JERRYS FLAT	0	27	166	19	114	1
0021 BROOKINGS 4	0	26	133	14	114	0
0022 WEST HARBOR	0	48	231	18	159	0
0023 LOWER HARBOR	0	36	201	17	182	1
0024 SOUTHWEST HARBOR	0	36	204	19	159	1
0025 EAST HARBOR	0	37	207	18	183	1
0026 CAPE FERRELD	0	47	233	35	259	1
0027 UPPER CHETCO	0	36	121	16	101	0

STATE SENATOR 24TH DISTRICT

01 = OVER VOTES
02 = UNDER VOTES

VOTES PERCENT

3,241

WITH 27 OF 27 PRECINCTS REPORTING

03 = BILL BRADBURY (DEM)
04 = WRITE-IN

VOTES PERCENT

7,716
288

0001 AGNESS
0002 S CHETCO
0003 FLORAS CREEK
0004 SIXES
0005 ELK RIVER
0006 PORT DRFORD 1
0007 PORT DRFORD 2
0008 OPHIR
0009 WEDDERBURN

	01	02	03	04
0001 AGNESS	0	21	58	0
0002 S CHETCO	0	117	259	11
0003 FLORAS CREEK	0	105	256	19
0004 SIXES	0	53	114	17
0005 ELK RIVER	0	152	339	21
0006 PORT DRFORD 1	0	103	250	8
0007 PORT DRFORD 2	0	44	148	11
0008 OPHIR	0	141	239	14
0009 WEDDERBURN	0	222	474	13

0007 PORT ORFORD 2
0008 OPHIR
0009 WEDDERBURN

0 44 148 11
0 141 239 14
0 222 474 13

OFFICIAL CANVASS

CURRY COUNTY GENERAL ELECTION
PRESIDENTIAL ELECTION
NOVEMBER 3, 1992

11-03-92

STATE SENATOR 24TH DISTRICT

01 = OVER VOTES
02 = UNDER VOTES

VOTES PERCENT
0
3,241

WITH 27 OF 27 PRECINCTS REPORTING

03 = BILL BRADBURY (DEM)
04 = WRITE-IN

VOTES PERCENT
7,716 96.40
288 3.60

	01	02	03	04
0010 NORTH GOLD BEACH	0	133	339	12
0011 SOUTH GOLD BEACH	0	120	278	13
0012 HUNTER CREEK	0	97	289	10
0013 PISTOL RIVER	0	56	126	13
0014 HARRIS CREEK	0	101	257	8
0015 BROOKINGS 1	0	97	278	3
0016 BROOKINGS 2	0	259	569	20
0017 BROOKINGS 3	0	259	578	11
0018 NORTH CHETCO	0	102	228	4
0019 WINCHUCK	0	137	409	10
0020 JERRYS FLAT	0	82	229	16
0021 BROOKINGS 4	0	96	187	4
0022 WEST HARBOR	0	142	310	4
0023 LOWER HARBOR	0	117	310	10
0024 SOUTHWEST HARBOR	0	102	312	5
0025 EAST HARBOR	0	129	309	8
0026 CAPE FERRELO	0	171	389	14
0027 UPPER CHETCO	0	83	182	9

STATE REPRESENTATIVE 48TH DISTRICT

01 = OVER VOTES
02 = UNDER VOTES
03 = VERAL E. TARNO (REP)

VOTES PERCENT
3
675
6,643 62.86

WITH 27 OF 27 PRECINCTS REPORTING

04 = DAVID WALKER (DEM)
05 = WRITE-IN

VOTES PERCENT
3,902 36.92
23 .22

	01	02	03	04	05
0001 AGNESS	0	4	50	25	0
0002 S CHETCO	0	31	240	115	1
0003 FLORAS CREEK	0	11	190	178	1
0004 SIXES	0	7	117	59	1
0005 ELK RIVER	0	31	250	230	1
0006 PORT ORFORD 1	0	15	178	167	1
0007 PORT ORFORD 2	1	17	80	105	0
0008 OPHIR	0	11	257	124	2
0009 WEDDERBURN	0	26	455	226	2
0010 NORTH GOLD BEACH	0	20	280	184	0
0011 SOUTH GOLD BEACH	0	29	260	121	1
0012 HUNTER CREEK	0	18	213	165	0
0013 PISTOL RIVER	0	4	116	74	1
0014 HARRIS CREEK	0	27	223	116	0
0015 BROOKINGS 1	0	29	234	115	0
0016 BROOKINGS 2	1	62	514	268	3
0017 BROOKINGS 3	0	49	536	263	0
0018 NORTH CHETCO	0	15	228	91	0

0016 BROOKINGS 2 1 42 514 268 3
 0017 BROOKINGS 3 0 49 536 263 0
 0018 NORTH CHETCO 0 15 228 91 0

OFFICIAL CANVASS CURRY COUNTY GENERAL ELECTION 11-03-92
 PRESIDENTIAL ELECTION NOVEMBER 3, 1992

STATE REPRESENTATIVE 48TH DISTRICT

01 = OVER VOTES
 02 = UNDER VOTES
 03 = VERAL E. TARNO (REP)

VOTES PERCENT	
01	6,643 62.86
02	3 0
03	675

WITH 27 OF 27 PRECINCTS REPORTING
 04 = DAVID WALKER (DEM)
 05 = WRITE-IN

VOTES PERCENT
 3,902 36.92
 23 .22

0019 WINCHUCK 0 43 323 190 0
 0020 JERRY'S FLAT 0 11 199 117 0
 0021 BROOKINGS 4 0 23 182 82 0
 0022 WEST HARBOR 1 36 260 158 1
 0023 LOWER HARBOR 0 30 255 152 0
 0024 SOUTHWEST HARBOR 0 39 237 141 2
 0025 EAST HARBOR 0 34 261 149 2
 0026 CAPE FERRELO 0 30 340 202 3
 0027 UPPER CHETCO 0 23 165 85 1

CURRY COUNTY COUNTY ASSESSOR

01 = OVER VOTES
 02 = UNDER VOTES

VOTES PERCENT	
01	3,286
02	0
03	0
04	0

WITH 27 OF 27 PRECINCTS REPORTING
 03 = JIM KOLEN (DEM)
 04 = WRITE-IN

VOTES PERCENT
 7,767 97.59
 192 2.41

0001 AGNESS 0 25 54 0 0
 0002 S CHETCO 0 112 271 4 4
 0003 FLORAS CREEK 0 119 251 10 10
 0004 SIXES 0 59 121 4 4
 0005 ELK RIVER 0 170 325 17 17
 0006 PORT ORFORD 1 0 95 239 7 7
 0007 PORT ORFORD 2 0 61 136 6 6
 0008 OPHIR 0 126 256 12 12
 0009 WEDDERBURN 0 204 492 13 13
 0010 NORTH GOLD BEACH 0 116 358 10 10
 0011 SOUTH GOLD BEACH 0 106 293 12 12
 0012 HUNTER CREEK 0 92 289 15 15
 0013 PISTOL RIVER 0 73 119 3 3
 0014 HARRIS CREEK 0 96 264 6 6
 0015 BROOKINGS 1 0 111 266 1 1
 0016 BROOKINGS 2 0 276 559 13 13
 0017 BROOKINGS 3 0 247 592 9 9
 0018 NORTH CHETCO 0 115 214 5 5
 0019 WINCHUCK 0 143 409 4 4
 0020 JERRY'S FLAT 0 88 231 8 8
 0021 BROOKINGS 4 0 101 185 1 1
 0022 WEST HARBOR 0 133 317 6 6
 0023 LOWER HARBOR 0 130 301 6 6
 0024 SOUTHWEST HARBOR 0 94 319 6 6
 0025 EAST HARBOR 0 134 320 2 2
 0026 CAPE FERRELO 0 177 388 9 9
 0027 UPPER CHETCO 0 93 178 3 3

0025 EAST HARBOR 0 124 320 2
 0026 CAPE FERRELO 0 177 388 9
 0027 UPPER CHETCO 0 93 178 3

OFFICIAL CANVASS

CURRY COUNTY GENERAL ELECTION
 PRESIDENTIAL ELECTION
 NOVEMBER 3, 1992

11-03-92

CURRY COUNTY CLERK

01 = OVER VOTES
 02 = UNDER VOTES
 03 = KATHLEEN BELL (REP)

WITH 27 OF 27 PRECINCTS REPORTING

04 = RENE' KOLEN (DEM)
 05 = WRITE-IN

VOTES PERCENT
 5,189 50.31
 27 .26

VOTES PERCENT	
1	
930	49.43
5,099	
01	02 03 04 05

0001	AGNESS	0	6	27	46	0
0002	S CHETCO	0	37	151	199	0
0003	FLORAS CREEK	0	46	134	197	3
0004	SIXES	0	15	79	90	0
0005	ELK RIVER	0	56	197	258	1
0006	FORT ORFORD 1	0	28	164	167	2
0007	FORT ORFORD 2	0	22	76	105	0
0008	OPHIR	0	28	179	185	2
0009	WEDDERBURN	0	37	306	365	1
0010	NORTH GOLD BEACH	0	21	201	261	1
0011	SOUTH GOLD BEACH	0	33	182	195	1
0012	HUNTER CREEK	0	20	168	207	1
0013	PISTOL RIVER	0	16	100	79	0
0014	HARRIS CREEK	0	28	165	172	1
0015	BROOKINGS 1	0	28	192	158	0
0016	BROOKINGS 2	0	90	395	361	2
0017	BROOKINGS 3	0	70	436	341	1
0018	NORTH CHETCO	0	32	176	126	0
0019	WINCHUCK	0	46	253	256	1
0020	JERRYS FLAT	1	14	137	175	0
0021	BROOKINGS 4	0	25	140	121	1
0022	WEST HARBOR	0	45	208	202	1
0023	LOWER HARBOR	0	39	214	183	1
0024	SOUTHWEST HARBOR	0	35	176	205	3
0025	EAST HARBOR	0	31	212	202	1
0026	CAPE FERRELO	0	44	297	232	2
0027	UPPER CHETCO	0	38	134	101	1

CURRY COUNTY COMMISSIONER #2

01 = OVER VOTES
 02 = UNDER VOTES
 03 = TERRY C. HANSCAM (DEM)

WITH 27 OF 27 PRECINCTS REPORTING

04 = STEVE MENDENHALL (REP)
 05 = WRITE-IN

VOTES PERCENT
 2,939 27.86
 19 .18

VOTES PERCENT	
1	
696	71.96
7,591	
01	02 03 04 05

0001	AGNESS	0	8	41	30	0
0002	S CHETCO	0	19	271	96	1
0003	FLORAS CREEK	0	45	234	100	1
0004	SIXES	0	14	107	63	0
0005	ELK RIVER	0	57	288	165	2
0006	FORT ORFORD 1	0	46	191	122	2
0007	FORT ORFORD 2	0	24	113	65	1
0008	OPHIR	0	24	236	132	2

0006 PORT ORFORD 1 0 46 191 122 2
 0007 PORT ORFORD 2 0 24 113 65 1
 0008 OPHIR 0 24 236 132 2

OFFICIAL CANVASS CURRY COUNTY GENERAL ELECTION 11-03-92
 PRESIDENTIAL ELECTION NOVEMBER 3, 1992

CURRY COUNTY COMMISSIONER #2
 01 = OVER VOTES VOTES PERCENT WITH 27 OF 27 PRECINCTS REPORTING
 02 = UNDER VOTES 1 04 = STEVE MENDENHALL (REP) VOTES PERCENT
 03 = TERRY C. HANSCAM (DEM) 696 1 2,939 27.86
 7,591 71.96 19 .18

	01	02	03	04	05
0009 WEDDERBURN	0	46	465	197	1
0010 NORTH GOLD BEACH	0	32	339	113	0
0011 SOUTH GOLD BEACH	0	35	275	99	2
0012 HUNTER CREEK	0	22	271	103	0
0013 PISTOL RIVER	0	11	150	34	0
0014 HARRIS CREEK	0	14	252	99	1
0015 BROOKINGS 1	0	14	270	94	0
0016 BROOKINGS 2	0	44	568	234	2
0017 BROOKINGS 3	0	40	599	209	0
0018 NORTH CHETCO	0	10	244	80	0
0019 WINCHUCK	1	26	410	119	0
0020 JERRY'S FLAT	0	15	206	106	0
0021 BROOKINGS 4	0	17	200	70	0
0022 WEST HARBOR	0	21	331	102	2
0023 LOWER HARBOR	0	32	303	102	0
0024 SOUTHWEST HARBOR	0	16	329	74	0
0025 EAST HARBOR	0	17	321	108	0
0026 CAPE FERRELO	0	29	379	165	2
0027 UPPER CHETCO	0	18	198	58	0

CURRY COUNTY COMMISSIONER #3
 01 = OVER VOTES VOTES PERCENT WITH 27 OF 27 PRECINCTS REPORTING
 02 = UNDER VOTES 1 04 = ROCKY MCWAY (REP) VOTES PERCENT
 03 = EVAN KRAMER (DEM) 648 1 6,594 62.23
 3,982 37.58 21 .20

	01	02	03	04	05
0001 AGNESS	0	6	34	39	0
0002 S CHETCO	0	21	102	262	2
0003 FLORAS CREEK	0	37	177	165	1
0004 SIXES	0	9	84	90	1
0005 ELK RIVER	0	36	308	167	1
0006 PORT ORFORD 1	0	23	199	139	0
0007 PORT ORFORD 2	0	16	109	77	1
0008 OPHIR	0	27	157	207	3
0009 WEDDERBURN	0	41	255	413	0
0010 NORTH GOLD BEACH	0	29	167	287	1
0011 SOUTH GOLD BEACH	0	34	142	232	3
0012 HUNTER CREEK	0	17	175	202	2
0013 PISTOL RIVER	0	9	58	128	0
0014 HARRIS CREEK	0	13	113	239	1
0015 BROOKINGS 1	0	21	118	239	0
0016 BROOKINGS 2	0	53	232	560	3

0014 HARRIS CREEK 0 13 113 239 1
 0015 BROOKINGS 1 0 21 118 239 0
 0016 BROOKINGS 2 0 53 232 560 3

OFFICIAL CANVASS CURRY COUNTY GENERAL ELECTION 11-03-92
 PRESIDENTIAL ELECTION
 NOVEMBER 3, 1992

CURRY COUNTY COMMISSIONER #3

01 = OVER VOTES
 02 = UNDER VOTES
 03 = EVAN KRAMER (DEM)

WITH 27 OF 27 PRECINCTS REPORTING

04 = ROCKY MC VAY (REP)
 05 = WRITE-IN

VOTES PERCENT
 1
 648
 3,982 37.58

VOTES PERCENT
 6,594 62.23
 21 .20

	01	02	03	04	05
0017 BROOKINGS 3	0	44	226	578	0
0018 NORTH CHETCO	0	14	69	251	0
0019 WINCHUCK	0	25	169	361	1
0020 JERRYS FLAT	0	14	128	185	0
0021 BROOKINGS 4	0	19	67	201	0
0022 WEST HARBOR	0	30	163	263	0
0023 LOWER HARBOR	0	24	145	268	0
0024 SOUTHWEST HARBOR	1	22	154	242	0
0025 EAST HARBOR	0	26	178	242	0
0026 CAPE FERRELO	0	21	175	378	1
0027 UPPER CHETCO	0	17	78	179	0

JUDGE OF THE SUPREME COURT #7

01 = OVER VOTES
 02 = UNDER VOTES

WITH 27 OF 27 PRECINCTS REPORTING

03 = SUSAN GRABER
 04 = WRITE-IN

VOTES PERCENT
 2
 4,387

VOTES PERCENT
 6,778 98.86
 78 1.14

	01	02	03	04
0001 AGNESS	0	31	48	0
0002 S CHETCO	0	147	234	6
0003 FLORAS CREEK	0	167	207	6
0004 SIXES	0	75	108	1
0005 ELK RIVER	0	227	282	3
0006 PORT ORFORD 1	0	132	224	5
0007 PORT ORFORD 2	1	80	120	2
0008 OPHIR	0	182	210	2
0009 WEDDERBURN	0	290	417	2
0010 NORTH GOLD BEACH	0	188	294	2
0011 SOUTH GOLD BEACH	0	162	246	3
0012 HUNTER CREEK	0	137	256	3
0013 PISTOL RIVER	0	95	99	1
0014 HARRIS CREEK	0	131	234	1
0015 BROOKINGS 1	0	139	238	1
0016 BROOKINGS 2	1	337	504	6
0017 BROOKINGS 3	0	335	508	5
0018 NORTH CHETCO	0	130	201	3
0019 WINCHUCK	0	195	358	3
0020 JERRYS FLAT	0	115	211	1
0021 BROOKINGS 4	0	125	162	0
0022 WEST HARBOR	0	182	274	0
0023 LOWER HARBOR	0	160	271	6
0024 SOUTHWEST HARBOR	0	141	276	2
0025 EAST HARBOR	0	151	274	1

0023 LOWER HARBOR 0 160 271 6
 0024 SOUTHWEST HARBOR 0 141 276 2
 0025 EAST HARBOR 0 151 294 1

OFFICIAL CANVASS CURRY COUNTY GENERAL ELECTION 11-03-92
 PRESIDENTIAL ELECTION NOVEMBER 3, 1992

JUDGE OF THE SUPREME COURT #7
 01 = OVER VOTES VOTES PERCENT WITH 27 OF 27 PRECINCTS REPORTING
 02 = UNDER VOTES 4,387 2 03 = SUSAN GRABER 6,778 98.86
 04 = WRITE-IN 154 1.14

0026 CAPE FERRELO 0 214 348 12
 0027 UPPER CHETCO 0 119 154 1

JUDGE OF THE COURT OF APPEALS #5
 01 = OVER VOTES VOTES PERCENT WITH 27 OF 27 PRECINCTS REPORTING
 02 = UNDER VOTES 4,501 0 03 = ROBERT D. DURHAM 6,668 98.86
 04 = WRITE-IN 77 1.14

0001 AGNESS 0 33 46 0
 0002 S CHETCO 0 146 237 4
 0003 FLODRAS CREEK 0 170 203 7
 0004 SIXES 0 79 104 1
 0005 ELK RIVER 0 239 270 3
 0006 PORT ORFORD 1 135 221 5
 0007 PORT ORFORD 2 82 119 2
 0008 OPHIR 0 184 206 4
 0009 WEDDERBURN 0 293 414 2
 0010 NORTH GOLD BEACH 0 192 290 2
 0011 SOUTH GOLD BEACH 0 171 236 4
 0012 HUNTER CREEK 0 147 247 2
 0013 PISTOL RIVER 0 99 94 2
 0014 HARRIS CREEK 0 131 233 2
 0015 BROOKINGS 1 145 232 1
 0016 BROOKINGS 2 335 508 5
 0017 BROOKINGS 3 357 488 3
 0018 NORTH CHETCO 0 131 201 2
 0019 WINCHLUCK 0 201 354 2
 0020 JERRYS FLAT 0 123 202 2
 0021 BROOKINGS 4 122 164 1
 0022 WEST HARBOR 0 183 273 1
 0023 LOWER HARBOR 0 161 271 5
 0024 SOUTHWEST HARBOR 0 146 270 3
 0025 EAST HARBOR 0 157 288 1
 0026 CAPE FERRELO 0 220 343 1
 0027 UPPER CHETCO 0 119 154 1

OFFICIAL CANVASS

CURRY COUNTY GENERAL ELECTION
PRESIDENTIAL ELECTION
NOVEMBER 3, 1992

11-03-92

SOIL & WATER ZONE #3

01 = OVER VOTES
02 = UNDER VOTES

WITH 27 OF 27 PRECINCTS REPORTING

03 = MARY BLANDAU
04 = WRITE-IN

VOTES PERCENT
6,787 98.71
89 1.29

VOTES PERCENT
5
4,364

	01	02	03	04
0001 AGNESS	0	39	40	0
0002 S CHETCO	0	137	243	7
0003 FLORAS CREEK	0	174	200	6
0004 SIXES	0	74	109	1
0005 ELK RIVER	0	226	285	1
0006 PORT ORFORD 1	0	134	223	4
0007 PORT ORFORD 2	0	81	119	3
0008 OPHIR	0	182	207	5
0009 WEDDERBURN	1	306	400	2
0010 NORTH GOLD BEACH	0	194	288	2
0011 SOUTH GOLD BEACH	0	179	227	5
0012 HUNTER CREEK	1	149	244	2
0013 PISTOL RIVER	0	86	106	3
0014 HARRIS CREEK	0	121	244	1
0015 BROOKINGS 1	0	138	239	1
0016 BROOKINGS 2	0	314	527	7
0017 BROOKINGS 3	0	118	211	5
0018 NORTH CHETCO	0	195	359	2
0019 WINCHUCK	0	130	194	3
0020 JERRYS FLAT	0	121	165	1
0021 BROOKINGS 4	1	181	272	2
0022 WEST HARBOR	0	156	275	6
0023 LOWER HARBOR	0	134	282	3
0024 SOUTHWEST HARBOR	0	157	286	3
0025 EAST HARBOR	2	211	352	9
0026 CAPE FERRELO	0	110	163	1
0027 UPPER CHETCO	0	110	163	1

SOIL & WATER AT LARGE

01 = OVER VOTES
02 = UNDER VOTES

WITH 27 OF 27 PRECINCTS REPORTING

03 = MICHAEL L. KNAPP
04 = WRITE-IN

VOTES PERCENT
6,834 99.01
68 .99

VOTES PERCENT
1
4,342

	01	02	03	04
0001 AGNESS	0	36	43	0
0002 S CHETCO	0	144	239	4
0003 FLORAS CREEK	0	110	265	5
0004 SIXES	0	50	134	0
0005 ELK RIVER	0	160	349	3
0006 PORT ORFORD 1	0	101	256	4
0007 PORT ORFORD 2	0	61	141	1
0008 OPHIR	0	177	211	6
0009 WEDDERBURN	0	290	416	3
0010 NORTH GOLD BEACH	0	192	291	1

0008 OPHIR 0 177 211 6
 0009 WEDDERBURN 0 290 416 3
 0010 NORTH GOLD BEACH 0 192 291 1

OFFICIAL CANVASS

CURRY COUNTY GENERAL ELECTION
 PRESIDENTIAL ELECTION
 NOVEMBER 3, 1992

11-03-92

SOIL & WATER AT LARGE

01 = OVER VOTES
 02 = UNDER VOTES

	01	02	03	04
VOTES				
PERCENT				
	1			
	4,342			

WITH 27 OF 27 PRECINCTS REPORTING
 03 = MICHAEL L. KNAPP
 04 = WRITE-IN

VOTES PERCENT
 6,834 99.01
 68 .99

0011 SOUTH GOLD BEACH
 0012 HUNTER CREEK
 0013 PISTOL RIVER
 0014 HARRIS CREEK
 0015 BROOKINGS 1
 0016 BROOKINGS 2
 0017 BROOKINGS 3
 0018 NORTH CHETCO
 0019 WINCHUCK
 0020 JERRY'S FLAT
 0021 BROOKINGS 4
 0022 WEST HARBOR
 0023 LOWER HARBOR
 0024 SOUTHWEST HARBOR
 0025 EAST HARBOR
 0026 CAPE FERRELO
 0027 UPPER CHETCO

	01	02	03	04
0	177	230	4	
0	149	245	2	
0	87	106	2	
0	136	229	1	
0	158	219	1	
0	358	487	3	
0	367	479	2	
0	130	200	4	
0	201	353	2	
0	120	203	4	
0	137	150	0	
1	189	265	1	
0	141	271	1	
0	141	277	1	
0	160	286	0	
0	233	333	8	
0	117	156	1	

CITY OF BROOKINGS MAYOR

01 = OVER VOTES
 02 = UNDER VOTES
 03 = TOM DAVIS

	01	02	03	04	05
VOTES					
PERCENT					
	1				
	259				
	1,392				

WITH 4 OF 4 PRECINCTS REPORTING
 04 = LEE WHEELHOUSE
 05 = WRITE-IN

VOTES PERCENT
 697 33.17
 12 .57

0015 BROOKINGS 1
 0016 BROOKINGS 2
 0017 BROOKINGS 3
 0021 BROOKINGS 4

	01	02	03	04	05
0	35	197	146	0	
1	111	510	218	8	
0	77	522	245	4	
0	36	163	88	0	

CITY OF BROOKINGS COUNCIL #1

01 = OVER VOTES
 02 = UNDER VOTES

	01	02	03	04
VOTES				
PERCENT				
	0			
	935			

WITH 4 OF 4 PRECINCTS REPORTING
 03 = NANCY BRENDLINGER
 04 = WRITE-IN

VOTES PERCENT
 1,386 97.19
 40 2.81

0015 BROOKINGS 1
 0016 BROOKINGS 2
 0017 BROOKINGS 3
 0021 BROOKINGS 4

	01	02	03	04
0	147	228	3	
0	340	490	18	
0	324	508	16	
0	124	160	3	

0017 BROOKINGS 3 0 324 308 18
 0021 BROOKINGS 4 0 124 160 3

OFFICIAL CANVASS

CURRY COUNTY GENERAL ELECTION
 PRESIDENTIAL ELECTION
 NOVEMBER 3, 1992

11-03-92

CITY OF BROOKINGS COUNCIL #2

	VOTES PERCENT					WITH 4 OF 4 PRECINCTS REPORTING		VOTES PERCENT	
01 = OVER VOTES	0					04 = DAVID E. SCOTT		1,010	57.09
02 = UNDER VOTES	592					05 = WRITE-IN		7	.40
03 = BLAINE T. ANDERSON	752 42.51								

	01	02	03	04	05				
0015 BROOKINGS 1	0	86	133	158	1				
0016 BROOKINGS 2	0	224	262	357	5				
0017 BROOKINGS 3	0	208	271	368	1				
0021 BROOKINGS 4	0	74	86	127	0				

CITY OF GOLD BEACH MAYOR

	VOTES PERCENT					WITH 2 OF 2 PRECINCTS REPORTING		VOTES PERCENT	
01 = OVER VOTES	0					04 = SAM D. WILSON		391	46.71
02 = UNDER VOTES	58					05 = WRITE-IN		1	.12
03 = MARLYN SCHAFER	445 53.17								

	01	02	03	04	05				
0010 NORTH GOLD BEACH	0	24	247	213	0				
0011 SOUTH GOLD BEACH	0	34	198	178	1				

CITY OF GOLD BEACH COUNCIL #2

	VOTES PERCENT					WITH 2 OF 2 PRECINCTS REPORTING		VOTES PERCENT	
01 = OVER VOTES	0					04 = RICK WATSON		433	60.31
02 = UNDER VOTES	177					05 = WRITE-IN		2	.28
03 = KAY R. PHILLIPS	283 39.42								

	01	02	03	04	05				
0010 NORTH GOLD BEACH	0	99	158	227	0				
0011 SOUTH GOLD BEACH	0	78	125	206	2				

CITY OF GOLD BEACH COUNCIL #4

	VOTES PERCENT					WITH 2 OF 2 PRECINCTS REPORTING		VOTES PERCENT	
01 = OVER VOTES	0					04 = BOB RAMMEL		303	38.07
02 = UNDER VOTES	99					05 = WRITE-IN		3	.38
03 = LENA JAMES	490 61.56								

	01	02	03	04	05				
0010 NORTH GOLD BEACH	0	49	268	165	2				
0011 SOUTH GOLD BEACH	0	50	222	138	1				

OFFICIAL CANVASS

CURRY COUNTY GENERAL ELECTION
PRESIDENTIAL ELECTION
NOVEMBER 3, 1992

11-03-92

CITY OF PORT ORFORD MAYOR
01 = OVER VOTES
02 = UNDER VOTES
03 = DELAINE B. KENNEDY

VOTES PERCENT
0
30
312 58.43

WITH 2 OF 2 PRECINCTS REPORTING
04 = MARY E. YODER
05 = WRITE-IN

VOTES PERCENT
219 41.01
3 .56

0006 PORT ORFORD 1
0007 PORT ORFORD 2

01 02 03 04 05
0 16 204 139 2
0 14 108 80 1

CITY OF PORT ORFORD COUNCIL #1

01 = OVER VOTES
02 = UNDER VOTES
03 = GEORGE KENNEDY

VOTES PERCENT
0
60
381 75.60

WITH 2 OF 2 PRECINCTS REPORTING
04 = TONY MATOZA
05 = WRITE-IN

VOTES PERCENT
116 23.02
7 1.39

0006 PORT ORFORD 1
0007 PORT ORFORD 2

01 02 03 04 05
0 36 248 73 4
0 24 133 43 3

CITY OF PORT ORFORD COUNCIL #3

01 = OVER VOTES
02 = UNDER VOTES
03 = TODD D. SMITH

VOTES PERCENT
0
93
242 51.38

WITH 2 OF 2 PRECINCTS REPORTING
04 = ROBERT J. WARRING
05 = WRITE-IN

VOTES PERCENT
215 45.65
14 2.97

0006 PORT ORFORD 1
0007 PORT ORFORD 2

01 02 03 04 05
0 61 158 130 12
0 32 84 85 2

CITY OF PORT ORFORD COUNCIL #5

01 = OVER VOTES
02 = UNDER VOTES
03 = JIM GRAY

VOTES PERCENT
0
109
244 53.63

WITH 2 OF 2 PRECINCTS REPORTING
04 = WALTER KAPLAN
05 = WRITE-IN

VOTES PERCENT
208 45.71
3 .66

0006 PORT ORFORD 1
0007 PORT ORFORD 2

01 02 03 04 05
0 65 160 134 2
0 44 84 74 1

OFFICIAL CANVASS

CURRY COUNTY GENERAL ELECTION
PRESIDENTIAL ELECTION
NOVEMBER 3, 1992

11-03-92

UPPER RFPD DIRECTORS VOTE FOR 5		VOTES PERCENT		WITH 1 OF 1 PRECINCTS REPORTING										VOTES PERCENT		
01 = OVER VOTES		15		08 = WENDY E. SPARKS											71	11.77
02 = UNDER VOTES		182		09 = RONALD N. VOGEL											60	9.95
03 = DONALD W. BADGER		118	19.57	10 = WRITE-IN											1	.17
04 = CHRIS J. BROWN		83	13.76	11 = WRITE-IN											0	
05 = PAUL A. EIDE JR.		104	17.25	12 = WRITE-IN											0	
06 = DOUGLAS T. LEEDS		94	15.59	13 = WRITE-IN											0	
07 = WILLIAM H. MORGAN		72	11.94	14 = WRITE-IN											0	
		01	02	03	04	05	06	07	08	09	10	11	12	13	14	
0027 UPPER CHETCO		15	182	118	83	104	94	72	71	60	1	0	0	0	0	

AGNESS LIBRARY DISTRICT #1		VOTES PERCENT		WITH 1 OF 1 PRECINCTS REPORTING										VOTES PERCENT		
01 = OVER VOTES		0		03 = SALLY A. BROCK											63	96.92
02 = UNDER VOTES		14		04 = WRITE-IN											2	3.08
		01	02	03	04											
0001 AGNESS		0	14	63	2											

AGNESS LIBRARY DISTRICT #2		VOTES PERCENT		WITH 1 OF 1 PRECINCTS REPORTING										VOTES PERCENT		
01 = OVER VOTES		0		03 = MARY L. BRADLEY											63	98.44
02 = UNDER VOTES		15		04 = WRITE-IN											1	1.56
		01	02	03	04											
0001 AGNESS		0	15	63	1											

AGNESS LIBRARY DISTRICT #3		VOTES PERCENT		WITH 1 OF 1 PRECINCTS REPORTING										VOTES PERCENT		
01 = OVER VOTES		0		03 = LOIS A. GOODMAN											59	96.72
02 = UNDER VOTES		18		04 = WRITE-IN											2	3.28
		01	02	03	04											
0001 AGNESS		0	18	59	2											

OFFICIAL CANVASS

CURRY COUNTY GENERAL ELECTION
PRESIDENTIAL ELECTION
NOVEMBER 3, 1992

11-03-92

AGNESS LIBRARY DISTRICT #4

01 = OVER VOTES
02 = UNDER VOTES

VOTES PERCENT
01 02 03 04
17 17

WITH 1 OF 1 PRECINCTS REPORTING
03 = GLADYS B. FRY
04 = WRITE-IN

VOTES PERCENT
61 98.39
1 1.61

0001 AGNESS

01 17 61 1

AGNESS LIBRARY DISTRICT #5

01 = OVER VOTES
02 = UNDER VOTES

VOTES PERCENT
01 02 03 04
20 20

WITH 1 OF 1 PRECINCTS REPORTING
03 = IVA K. MILLER
04 = WRITE-IN

VOTES PERCENT
58 98.31
1 1.69

0001 AGNESS

01 20 58 1

HARBOR PUD SUB #1 PRECINCT #2

01 = OVER VOTES
02 = UNDER VOTES

VOTES PERCENT
01 02 03 04
97 97

WITH 1 OF 1 PRECINCTS REPORTING
03 = RANDALL GERLACH
04 = WRITE-IN

VOTES PERCENT
178 98.51
3 1.49

0002 S CHETCO

01 97 198 3

HARBOR PUD SUB #2 PRECINCT #25

01 = OVER VOTES
02 = UNDER VOTES

VOTES PERCENT
01 02 03 04
141 141

WITH 1 OF 1 PRECINCTS REPORTING
03 = KEN PETERSEN
04 = WRITE-IN

VOTES PERCENT
302 99.02
3 .98

0025 EAST HARBOR

01 141 302 3

HARBOR PUD SUB #3 PRECINCT #22

01 = OVER VOTES
02 = UNDER VOTES

VOTES PERCENT
01 02 03 04
171 171

WITH 1 OF 1 PRECINCTS REPORTING
03 = PAUL CALDWELL
04 = WRITE-IN

VOTES PERCENT
283 99.30
2 .70

0022 WEST HARBOR

01 171 283 2

OFFICIAL CANVASS

CURRY COUNTY GENERAL ELECTION

PRESIDENTIAL ELECTION

NOVEMBER 3, 1992

11-03-92

HARBOR PUD SUB #4 PREC #23 & 24

01 = OVER VOTES	VOTES	0	0	0	0
02 = UNDER VOTES	PERCENT	281	0	0	0
WITH 2 OF 2 PRECINCTS REPORTING					
03 = DELBERT R. BUELL					
04 = WRITE-IN					
VOTES	PERCENT	561	11	98.08	1.92

0023 LOWER HARBOR
0024 SOUTHWEST HARBOR

01	02	03	04
0	160	269	8
0	121	292	3

HARBOR PUD SUB #5 PRECINCT #19

01 = OVER VOTES	VOTES	0	0	0	0
02 = UNDER VOTES	PERCENT	116	0	0	0
WITH 1 OF 1 PRECINCTS REPORTING					
03 = CONRAD HIGGINS					
04 = WRITE-IN					
VOTES	PERCENT	243	0	100.00	0

0019 WINCHUCK

01	02	03	04
0	116	243	0

AGNESS LIBRARY FORM/TAX BASE 08/2

01 = OVER VOTES	VOTES	0	0	0	0
02 = UNDER VOTES	PERCENT	6	0	0	0
WITH 1 OF 1 PRECINCTS REPORTING					
03 = YES					
04 = NO					
VOTES	PERCENT	53	72.60	27.40	20

0001 AGNESS

01	02	03	04
0	6	53	20

U. CHETCO RFPD FORM/TAX BASE 08/3

01 = OVER VOTES	VOTES	0	0	0	0
02 = UNDER VOTES	PERCENT	12	0	0	0
WITH 1 OF 1 PRECINCTS REPORTING					
03 = YES					
04 = NO					
VOTES	PERCENT	126	85.14	14.86	22

0027 UPPER CHETCO

01	02	03	04
0	12	126	22

CURRY PUBLIC LIBRARY TAX BASE 08/4

01 = OVER VOTES	VOTES	1	0	0	0
02 = UNDER VOTES	PERCENT	263	1	0	0
WITH 6 OF 6 PRECINCTS REPORTING					
03 = YES					
04 = NO					
VOTES	PERCENT	1,250	51.31	48.69	1,186

0008 OPHIR
0009 WEDDERBURN
0010 NORTH GOLD BEACH
0011 SOUTH GOLD BEACH
0012 HUNTER CREEK

01	02	03	04
0	39	161	173
0	69	327	313
0	35	251	198
0	37	207	167
1	43	164	188

0010 NORTH GOLD BEACH 0 35 251 198
 0011 SOUTH GOLD BEACH 0 37 207 167
 0012 HUNTER CREEK 1 43 164 188

OFFICIAL CANVASS CURRY COUNTY GENERAL ELECTION 11-03-92
 PRESIDENTIAL ELECTION NOVEMBER 3, 1992

CURRY PUBLIC LIBRARY TAX BASE 08/4
 WITH 6 OF 6 PRECINCTS REPORTING
 VOTES PERCENT
 01 = OVER VOTES 1 03 = YES 1,250 51.31
 02 = UNDER VOTES 263 04 = NO 1,186 48.69

0020 JERRY'S FLAT
 WITH 4 OF 4 PRECINCTS REPORTING
 VOTES PERCENT
 01 02 03 04
 0 40 140 147

CITY OF BROOKINGS CHARTER 08/5
 WITH 4 OF 4 PRECINCTS REPORTING
 VOTES PERCENT
 01 = OVER VOTES 0 03 = YES 1,493 69.90
 02 = UNDER VOTES 225 04 = NO 643 30.10

0015 BROOKINGS 1 0 40 222 116
 0016 BROOKINGS 2 0 73 563 212
 0017 BROOKINGS 3 0 85 525 238
 0021 BROOKINGS 4 0 27 183 77

CITY OF BROOKINGS BOND 08/6
 WITH 4 OF 4 PRECINCTS REPORTING
 VOTES PERCENT
 01 = OVER VOTES 1 03 = YES 881 40.39
 02 = UNDER VOTES 179 04 = NO 1,300 59.61

0015 BROOKINGS 1 0 21 129 228
 0016 BROOKINGS 2 1 64 320 463
 0017 BROOKINGS 3 0 71 333 444
 0021 BROOKINGS 4 0 23 99 165

STATE MEASURE #1 STATE PARK BONDS
 WITH 27 OF 27 PRECINCTS REPORTING
 VOTES PERCENT
 01 = OVER VOTES 4 03 = YES 3,279 30.53
 02 = UNDER VOTES 499 04 = NO 7,463 69.47

0001 AGNESS 0 5 17 57
 0002 S CHETCO 0 12 109 266
 0003 FLORIAS CREEK 1 15 108 256
 0004 SIXES 0 4 38 142
 0005 ELK RIVER 0 23 101 388
 0006 PORT ORFORD 1 0 19 81 261
 0007 PORT ORFORD 2 0 12 82 109
 0008 OPHIR 0 15 101 278
 0009 WEDDERBURN 0 23 210 476
 0010 NORTH GOLD BEACH 0 25 149 310

0008 OPHIR 0 15 101 278
 0009 WEDDERBURN 0 23 210 476
 0010 NORTH GOLD BEACH 0 25 149 310

OFFICIAL CANVASS
 CURRY COUNTY GENERAL ELECTION
 PRESIDENTIAL ELECTION
 NOVEMBER 3, 1992
 11-03-92

STATE MEASURE #1 STATE PARK BONDS

01 = OVER VOTES
 02 = UNDER VOTES
 WITH 27 OF 27 PRECINCTS REPORTING
 03 = YES
 04 = NO
 VOTES PERCENT
 4
 499
 VOTES PERCENT
 3,279 30.53
 7,463 69.47

	01	02	03	04
0011 SOUTH GOLD BEACH	0	21	125	265
0012 HUNTER CREEK	0	11	106	279
0013 PISTOL RIVER	0	4	61	130
0014 HARRIS CREEK	0	15	108	243
0015 BROOKINGS 1	0	18	122	238
0016 BROOKINGS 2	0	38	283	527
0017 BROOKINGS 3	1	39	276	532
0018 NORTH CHETCO	0	16	100	218
0019 WINCHUCK	0	26	201	329
0020 JERRYS FLAT	0	11	81	235
0021 BROOKINGS 4	0	11	81	195
0022 WEST HARBOR	0	24	117	315
0023 LOWER HARBOR	0	16	129	292
0024 SOUTHWEST HARBOR	1	31	103	284
0025 EAST HARBOR	0	18	118	310
0026 CAPE FERRELO	0	26	201	347
0027 UPPER CHETCO	1	21	71	181

STATE MEASURE #2 FUEL TAX FOR PARKS

01 = OVER VOTES
 02 = UNDER VOTES
 WITH 27 OF 27 PRECINCTS REPORTING
 03 = YES
 04 = NO
 VOTES PERCENT
 4
 489
 VOTES PERCENT
 2,126 19.77
 8,626 80.23

	01	02	03	04
0001 AGNESS	0	6	9	64
0002 S CHETCO	0	13	74	300
0003 FLORAS CREEK	0	14	72	294
0004 SIXES	0	6	31	147
0005 ELK RIVER	0	22	83	407
0006 FORT ORFORD 1	0	17	61	283
0007 FORT ORFORD 2	0	10	59	134
0008 OPHIR	0	11	52	331
0009 WEDDERBURN	0	29	115	565
0010 NORTH GOLD BEACH	0	26	99	359
0011 SOUTH GOLD BEACH	0	24	73	314
0012 HUNTER CREEK	0	13	66	317
0013 PISTOL RIVER	0	6	47	142
0014 HARRIS CREEK	0	14	58	294
0015 BROOKINGS 1	0	18	79	281
0016 BROOKINGS 2	0	36	198	614
0017 BROOKINGS 3	1	38	207	602
0018 NORTH CHETCO	0	17	65	252
0019 WINCHUCK	0	30	107	419
0020 JERRYS FLAT	0	8	44	275

0018 NORTH CHETCO 0 17 65 252
 0019 WINCHUCK 0 30 107 419
 0020 JERRYS FLAT 0 8 44 275

OFFICIAL CANVASS CURRY COUNTY GENERAL ELECTION 11-03-92
 PRESIDENTIAL ELECTION NOVEMBER 3, 1992

STATE MEASURE #2 FUEL TAX FOR PARKS
 01 = OVER VOTES VOTES PERCENT WITH 27 OF 27 PRECINCTS REPORTING VOTES PERCENT
 02 = UNDER VOTES 4 03 = YES 2,126 19.77
 489 04 = NO 8,626 80.23

0021 BROOKINGS 4 0 11 57 219
 0022 WEST HARBOR 0 0 21 71 364
 0023 LOWER HARBOR 0 17 77 343
 0024 SOUTHWEST HARBOR 1 28 62 328
 0025 EAST HARBOR 2 17 81 346
 0026 CAPE FERRELO 0 21 126 427
 0027 UPPER CHETCO 0 16 53 205

STATE MEASURE #3 INIT. LIMIT TERMS
 01 = OVER VOTES VOTES PERCENT WITH 27 OF 27 PRECINCTS REPORTING VOTES PERCENT
 02 = UNDER VOTES 11 03 = YES 8,012 74.53
 484 04 = NO 2,738 25.47

	01	02	03	04
0001 AGNESS	0	4	51	24
0002 S CHETCO	0	17	298	72
0003 FLORAS CREEK	0	13	241	126
0004 SIXES	0	3	127	54
0005 ELK RIVER	1	25	366	120
0006 PORT ORFORD 1	0	14	269	78
0007 PORT ORFORD 2	0	11	136	56
0008 OPHIR	1	18	260	115
0009 WEDDERBURN	0	24	488	197
0010 NORTH GOLD BEACH	0	22	297	165
0011 SOUTH GOLD BEACH	0	22	244	145
0012 HUNTER CREEK	0	12	268	116
0013 PISTOL RIVER	0	7	131	57
0014 HARRIS CREEK	1	17	254	94
0015 BROOKINGS 1	0	16	277	85
0016 BROOKINGS 2	1	39	605	203
0017 BROOKINGS 3	1	43	630	174
0018 NORTH CHETCO	0	10	254	70
0019 WINCHUCK	0	30	422	104
0020 JERRYS FLAT	1	8	241	77
0021 BROOKINGS 4	0	9	209	69
0022 WEST HARBOR	0	20	338	97
0023 LOWER HARBOR	0	21	324	92
0024 SOUTHWEST HARBOR	1	25	316	77
0025 EAST HARBOR	0	16	337	93
0026 CAPE FERRELO	1	21	434	118
0027 UPPER CHETCO	2	17	195	60

OFFICIAL CANVASS

CURRY COUNTY GENERAL ELECTION
PRESIDENTIAL ELECTION
NOVEMBER 3, 1992

11-03-92

STATE MEASURE #4 INIT TRIPLE TRUCK

01 = OVER VOTES
02 = UNDER VOTES

WITH 27 OF 27 PRECINCTS REPORTING

03 = YES
04 = NO

VOTES PERCENT
5
372

VOTES PERCENT
4,756 43.76
6,113 56.24

	01	02	03	04
0001 AGNESS	0	1	25	53
0002 S CHETCO	0	11	154	222
0003 FLORAS CREEK	0	10	158	212
0004 SIXES	0	3	80	101
0005 ELK RIVER	0	19	239	254
0006 PORT ORFORD 1	0	10	186	165
0007 PORT ORFORD 2	0	9	100	94
0008 OPHIR	1	14	160	219
0009 WEDDERBURN	0	26	257	426
0010 NORTH GOLD BEACH	0	15	190	279
0011 SOUTH GOLD BEACH	0	22	154	235
0012 HUNTER CREEK	0	8	151	237
0013 PISTOL RIVER	0	5	87	103
0014 HARRIS CREEK	1	11	126	228
0015 BROOKINGS 1	0	15	169	194
0016 BROOKINGS 2	1	29	340	478
0017 BROOKINGS 3	1	20	379	448
0018 NORTH CHETCO	0	13	129	192
0019 WINCHUCK	1	15	282	258
0020 JERRYS FLAT	0	5	134	188
0021 BROOKINGS 4	0	9	123	155
0022 WEST HARBOR	0	10	216	230
0023 LOWER HARBOR	0	20	200	217
0024 SOUTHWEST HARBOR	0	25	169	225
0025 EAST HARBOR	0	13	186	247
0026 CAPE FERRELO	0	17	262	296
0027 UPPER CHETCO	0	17	100	157

STATE MEASURE #5 INIT. TROJAN CLOSSES

01 = OVER VOTES
02 = UNDER VOTES

WITH 27 OF 27 PRECINCTS REPORTING

03 = YES
04 = NO

VOTES PERCENT
3
409

VOTES PERCENT
3,294 30.40
7,540 69.60

	01	02	03	04
0001 AGNESS	0	4	22	53
0002 S CHETCO	0	12	116	259
0003 FLORAS CREEK	0	10	168	202
0004 SIXES	0	1	45	138
0005 ELK RIVER	0	21	150	341
0006 PORT ORFORD 1	0	20	103	238
0007 PORT ORFORD 2	0	7	74	122
0008 OPHIR	0	6	126	262
0009 WEDDERBURN	0	24	196	489
0010 NORTH GOLD BEACH	0	17	118	349

0008 DPPIR 0 6 126 262
 0009 WEDDERBURN 0 24 196 489
 0010 NORTH GOLD BEACH 0 17 118 349

OFFICIAL CANVASS CURRY COUNTY GENERAL ELECTION 11-03-92
 PRESIDENTIAL ELECTION NOVEMBER 3, 1992

STATE MEASURE #5 INIT. TROJAN CLOSERS WITH 27 OF 27 PRECINCTS REPORTING
 01 = OVER VOTES VOTES PERCENT 03 = YES VOTES PERCENT
 02 = UNDER VOTES 409 3 04 = NO 7,540 69.60

0011 SOUTH GOLD BEACH 0 16 98 297
 0012 HUNTER CREEK 0 12 110 274
 0013 PISTOL RIVER 0 5 70 120
 0014 HARRIS CREEK 0 18 97 251
 0015 BROOKINGS 1 0 11 129 238
 0016 BROOKINGS 2 2 27 281 538
 0017 BROOKINGS 3 0 30 249 569
 0018 NORTH CHETCO 0 12 100 222
 0019 WINCHUCK 0 23 165 368
 0020 JERRYS FLAT 1 8 96 222
 0021 BROOKINGS 4 0 16 59 212
 0022 WEST HARBOR 0 20 117 319
 0023 LOWER HARBOR 0 13 104 320
 0024 SOUTHWEST HARBOR 0 24 114 281
 0025 EAST HARBOR 0 17 120 309
 0026 CAPE FERRELO 0 21 180 374
 0027 UPPER CHETCO 0 14 87 173

STATE MEASURE #6 INIT. TROJAN BAN WITH 27 OF 27 PRECINCTS REPORTING
 01 = OVER VOTES VOTES PERCENT 03 = YES VOTES PERCENT
 02 = UNDER VOTES 494 1 04 = NO 7,219 67.15

0001 AGNESS 0 4 25 50
 0002 S CHETCO 0 17 128 242
 0003 FLORAS CREEK 0 12 169 199
 0004 SIXES 0 2 49 133
 0005 ELK RIVER 0 21 156 355
 0006 PORT DRFORD 1 0 19 113 229
 0007 PORT DRFORD 2 0 8 77 118
 0008 DPPIR 0 12 134 248
 0009 WEDDERBURN 0 28 212 469
 0010 NORTH GOLD BEACH 0 22 136 326
 0011 SOUTH GOLD BEACH 0 25 96 290
 0012 HUNTER CREEK 0 10 119 267
 0013 PISTOL RIVER 0 8 70 117
 0014 HARRIS CREEK 0 19 117 230
 0015 BROOKINGS 1 0 15 138 225
 0016 BROOKINGS 2 1 39 298 510
 0017 BROOKINGS 3 0 38 271 539
 0018 NORTH CHETCO 0 14 107 213
 0019 WINCHUCK 0 24 174 358
 0020 JERRYS FLAT 0 10 104 213

0018 NORTH CHETCO	0	14	107	213
0019 WINCHUCK	0	24	174	358
0020 JERRYS FLAT	0	10	104	213

OFFICIAL CANVASS

CURRY COUNTY GENERAL ELECTION
PRESIDENTIAL ELECTION
NOVEMBER 3, 1992

11-03-92

STATE MEASURE #6 INIT. TROJAN BAN

01 = OVER VOTES
02 = UNDER VOTES

VOTES PERCENT
1
494

WITH 27 OF 27 PRECINCTS REPORTING

03 = YES
04 = NO

VOTES PERCENT
3,531 32.85
7,219 67.15

	01	02	03	04
0021 BROOKINGS 4	0	18	66	203
0022 WEST HARBOR	0	24	124	308
0023 LOWER HARBOR	0	17	107	313
0024 SOUTHWEST HARBOR	0	26	128	265
0025 EAST HARBOR	0	24	128	294
0026 CAPE FERRELO	0	22	190	362
0027 UPPER CHETCO	0	16	95	163

STATE MEASURE #7 INIT. RAISES TAX

01 = OVER VOTES
02 = UNDER VOTES

VOTES PERCENT
5
542

WITH 27 OF 27 PRECINCTS REPORTING

03 = YES
04 = NO

VOTES PERCENT
2,337 21.85
8,361 78.15

	01	02	03	04
0001 AGNESS	0	4	17	58
0002 S CHETCO	0	19	70	298
0003 FLORAS CREEK	0	15	67	298
0004 SIXES	0	1	27	156
0005 ELK RIVER	1	26	74	411
0006 PORT ORFORD 1	2	20	66	273
0007 PORT ORFORD 2	0	11	56	136
0008 OPHIR	0	13	65	316
0009 WEDDERBURN	0	28	118	563
0010 NORTH GOLD BEACH	0	20	91	373
0011 SOUTH GOLD BEACH	0	22	94	295
0012 HUNTER CREEK	0	17	93	286
0013 PISTOL RIVER	0	14	34	147
0014 HARRIS CREEK	0	22	78	266
0015 BROOKINGS 1	1	15	90	272
0016 BROOKINGS 2	0	45	218	585
0017 BROOKINGS 3	0	40	213	595
0018 NORTH CHETCO	0	16	64	254
0019 WINCHUCK	0	27	135	394
0020 JERRYS FLAT	0	7	48	272
0021 BROOKINGS 4	0	19	66	202
0022 WEST HARBOR	0	19	91	346
0023 LOWER HARBOR	0	20	87	330
0024 SOUTHWEST HARBOR	0	34	97	288
0025 EAST HARBOR	0	25	95	326
0026 CAPE FERRELO	0	23	139	412
0027 UPPER CHETCO	1	20	44	209

OFFICIAL CANVASS

CURRY COUNTY GENERAL ELECTION
PRESIDENTIAL ELECTION
NOVEMBER 3, 1992

11-03-92

STATE MEAS #8 INIT RESTRICTS FISH

01 = OVER VOTES
02 = UNDER VOTES

VOTES PERCENT
3
798

WITH 27 OF 27 PRECINCTS REPORTING
03 = YES
04 = NO

VOTES PERCENT
3,663 35.07
6,781 64.93

	01	02	03	04
0001 AGNESS	0	5	30	44
0002 S CHETCO	0	27	130	230
0003 FLORAS CREEK	0	24	125	231
0004 SIXES	0	10	149	125
0005 ELK RIVER	0	33	133	346
0006 PORT ORFORD 1	0	24	95	242
0007 PORT ORFORD 2	0	15	53	135
0008 OPHIR	0	23	124	247
0009 WEDDERBURN	0	37	220	452
0010 NORTH GOLD BEACH	0	42	110	332
0011 SOUTH GOLD BEACH	0	38	118	255
0012 HUNTER CREEK	1	21	145	229
0013 PISTOL RIVER	0	8	62	125
0014 HARRIS CREEK	0	23	116	227
0015 BROOKINGS 1	0	20	127	231
0016 BROOKINGS 2	0	65	309	474
0017 BROOKINGS 3	0	63	320	465
0018 NORTH CHETCO	0	32	119	183
0019 WINCHUCK	1	35	230	290
0020 JERRYS FLAT	0	16	68	243
0021 BROOKINGS 4	0	25	86	176
0022 WEST HARBOR	0	34	151	271
0023 LOWER HARBOR	0	35	143	259
0024 SOUTHWEST HARBOR	0	41	135	243
0025 EAST HARBOR	1	33	151	261
0026 CAPE FERRELO	0	35	228	311
0027 UPPER CHETCO	0	34	86	154

STATE MEAS #9 INIT. DIS BEHAVIORS

01 = OVER VOTES
02 = UNDER VOTES

VOTES PERCENT
3
334

WITH 27 OF 27 PRECINCTS REPORTING
03 = YES
04 = NO

VOTES PERCENT
5,699 52.24
5,210 47.76

	01	02	03	04
0001 AGNESS	0	4	32	43
0002 S CHETCO	0	9	234	144
0003 FLORAS CREEK	0	9	160	211
0004 SIXES	0	2	100	82
0005 ELK RIVER	1	15	232	264
0006 PORT ORFORD 1	0	13	154	194
0007 PORT ORFORD 2	1	8	74	120
0008 OPHIR	0	11	196	187
0009 WEDDERBURN	0	29	312	368
0010 NORTH GOLD BEACH	0	13	189	282

0008 OPHIR 0 11 196 187
 0009 WEDDERBURN 0 29 312 368
 0010 NORTH GOLD BEACH 0 13 189 282

OFFICIAL CANVASS

CURRY COUNTY GENERAL ELECTION
 PRESIDENTIAL ELECTION
 NOVEMBER 3, 1992

11-03-92

STATE MEAS #9 INIT. DIS BEHAVIORS

01 = OVER VOTES
 02 = UNDER VOTES

WITH 27 OF 27 PRECINCTS REPORTING

03 = YES
 04 = NO

VOTES PERCENT
 334

VOTES PERCENT
 5,699 52.24
 5,210 47.76

	01	02	03	04
0011 SOUTH GOLD BEACH	0	14	178	219
0012 HUNTER CREEK	0	10	192	194
0013 PISTOL RIVER	0	3	88	104
0014 HARRIS CREEK	0	14	208	144
0015 BROOKINGS 1	0	12	211	155
0016 BROOKINGS 2	0	22	473	353
0017 BROOKINGS 3	1	15	459	373
0018 NORTH CHETCO	0	10	184	140
0019 WINCHUCK	0	13	297	246
0020 JERRYS FLAT	0	11	140	176
0021 BROOKINGS 4	0	10	148	129
0022 WEST HARBOR	0	12	265	179
0023 LOWER HARBOR	0	13	236	188
0024 SOUTHWEST HARBOR	0	22	235	162
0025 EAST HARBOR	0	16	258	172
0026 CAPE FERRELO	0	11	308	256
0027 UPPER CHETCO	0	13	136	125

CURRY CO. INIT FAIR BED TAX

01 = OVER VOTES
 02 = UNDER VOTES


WITH 27 OF 27 PRECINCTS REPORTING

03 = YES
 04 = NO

VOTES PERCENT
 549

VOTES PERCENT
 4,699 43.93
 5,997 56.07

	01	02	03	04
0001 AGNESS	0	2	14	63
0002 S CHETCO	0	15	153	219
0003 FLORAS CREEK	0	24	154	202
0004 SIXES	0	5	59	120
0005 ELK RIVER	0	28	186	298
0006 PORT ORFORD 1	0	19	161	181
0007 PORT ORFORD 2	0	11	90	102
0008 OPHIR	0	14	150	230
0009 WEDDERBURN	0	27	304	378
0010 NORTH GOLD BEACH	0	19	213	252
0011 SOUTH GOLD BEACH	0	26	208	177
0012 HUNTER CREEK	0	13	175	208
0013 PISTOL RIVER	0	7	88	100
0014 HARRIS CREEK	0	18	153	195
0015 BROOKINGS 1	0	18	165	195
0016 BROOKINGS 2	0	40	369	439
0017 BROOKINGS 3	1	52	404	391
0018 NORTH CHETCO	0	13	142	179
0019 WINCHUCK	0	32	205	319
0020 JERRYS FLAT	0	13	135	179



0017 BROOKINGS 3 1 52 404 391
 0018 NORTH CHETCO 0 13 142 179
 0019 WINCHUCK 0 32 205 319
 0020 JERRYS FLAT 0 13 135 179

OFFICIAL CANVASS CURRY COUNTY GENERAL ELECTION 11-03-92
 PRESIDENTIAL ELECTION NOVEMBER 3, 1992

CURRY CO. INIT FAIR BED TAX
 01 = OVER VOTES
 02 = UNDER VOTES

VOTES	PERCENT	WITH 27 OF 27 PRECINCTS REPORTING	03 = YES	04 = NO	VOTES	PERCENT
549	1				4,699	43.93
					5,997	56.07

0021 BROOKINGS 4 0 21 132 134
 0022 WEST HARBOR 0 25 158 273
 0023 LOWER HARBOR 0 19 174 244
 0024 SOUTHWEST HARBOR 0 32 158 229
 0025 EAST HARBOR 0 19 153 274
 0026 CAPE FERRELO 0 23 281 271
 0027 UPPER CHETCO 0 14 115 145

STATISTICS
 01 = TOTAL BALLOTS - READ
 02 = TOTAL BALLOTS - UNREAD

TOTAL	WITH 27 OF 27 PRECINCTS REPORTING
11,246	11,254

0001 AGNESS 79 0 79
 0002 S CHETCO 387 0 387
 0003 FLODRAS CREEK 380 0 380
 0004 SIXES 184 0 184
 0005 ELK RIVER 512 0 512
 0006 PORT DRFORD 1 1 362
 0007 PORT DRFORD 2 1 203
 0008 OPHIR 394 1 395
 0009 WEDDERBURN 709 1 710
 0010 NORTH GOLD BEACH 484 0 484
 0011 SOUTH GOLD BEACH 411 2 413
 0012 HUNTER CREEK 396 0 396
 0013 PISTOL RIVER 195 0 195
 0014 HARRIS CREEK 366 0 366
 0015 BROOKINGS 1 1 378
 0016 BROOKINGS 2 848 849
 0017 BROOKINGS 3 848 848
 0018 NORTH CHETCO 334 0 334
 0019 WINCHUCK 556 2 558
 0020 JERRYS FLAT 327 0 327
 0021 BROOKINGS 4 287 287
 0022 WEST HARBOR 456 0 456
 0023 LOWER HARBOR 437 0 437
 0024 SOUTHWEST HARBOR 419 0 419
 0025 EAST HARBOR 446 0 446
 0026 CAPE FERRELO 575 0 575
 0027 UPPER CHETCO 274 0 274

I CERTIFY THE VOTES RECORDED ON THIS
 ABSTRACT CORRECTLY SUMMARIZE THE TALLY
 OF VOTES CAST FOR THE NOVEMBER 3, 1992
 ELECTION.

ELAINE J. JOY, CLERK
Elaine J. Joy DEPUTY